


---

This is a reproduction of a library book that was digitized by Google as part of an ongoing effort to preserve the information in books and make it universally accessible.


Google™ books

<https://books.google.com>





15



RECEIVED IN EXCHANGE  
FROM  
*W. Va. St. Dept. Archives & Hist.*

J.  
87  
W4g







*West Virginia. [Public documents]*

**BIENNIAL REPORT**

**OF THE**

**AUDITOR OF STATE**

**TO THE**

**Governor, the Legislature and the Taxpayers of  
West Virginia**

---

**FOR THE FISCAL YEARS 1921-1922**

---

**JOHN C. BOND  
AUDITOR**



**TRIBUNE PRINTING CO.  
Charleston  
1922**

## AUDITORS OF WEST VIRGINIA

---

SAMUEL CRANE, Randolph County.....	1863-1865
JOSEPH MARCELLUS McWHORTER, Roane County.....	1865-1869
THOMAS BOGGESS, Roane County.....	1869-1871
EDWARD A. BENNETT, Marion County.....	1871-1877
JOSEPH S. MILLER, Cabell County.....	1877-1885
PATRICK F. DUFFY, Webster County.....	1885-1893
ISAAC V. JOHNSON, Barbour County.....	1893-1897
LATELLE M. LaFOLLETTE, Taylor County.....	1897-1901
ARNOLD C. SCHERR, Mineral County.....	1901-1909
JOHN S. DARST, Jackson County.....	1909-1921
JOHN C. BOND, Kanawha County .....	1921-



## CONTENTS

### VOLUME ONE.

- 10-29-1922*
- Governor's First Biennial Message 1923.**
  - Report of Department of Public Safety June 30, 1922.**
  - Seventh Biennial Report State Board of Control 1920-1922.**
  - Report of Secretary of State and Ex-Officio Supt. of Public Printing 1920-1922.**
  - Biennial Report of the Treasurer June 30, 1922.**
  - Second Biennial Report of State Board of Children's Guardians 1920-1922.**
  - Sixteenth Biennial Report of Bureau of Labor 1921-1922.**
  - Twenty-Second Annual Report of State Commissioner of Banking June 30, 1922.**
  - First Annual Report of State Sinking Fund Commission June 30, 1922.**
  - Report of the Adjutant General 1921-1922.**
  - Report of Bureau of Negro Welfare and Statistics 1921-1922.**
  - First Annual Report of State Board of Examiners and Registration of Architects June 30, 1922.**

### VOLUME TWO.

- Seventh-Eighth Annual Reports Public Service Commission 1919-20, 1920-21.**
- Ninth Annual Report Public Service Commission 1921-22.**
- Annual Report of St. Road Commission 1920-21.**
- Annual Report of St. Road Commission June 30, 1922.**
- Twentieth Annual Report of State Commissioner of Banking, June 30, 1921.**
- Biennial Report of State Supervisor of Negro Schools June 30, 1922.**
- Fourth Biennial Report State Commissioner of Prohibition 1921-1922.**
- Report of State Board of Education June 30, 1922.**

## CONTENTS

### VOLUME THREE.

- Biennial Report of Auditor of State 1921-1922.
- Seventh Annual Report Audit of the Finances 1921.
- Eighth Annual Report Audit of the Finances 1922.
- Ninth Biennial Report of State Tax Commissioner 1920-22.
- Seventh Biennial Report of State Tax Commissioner and Ex-Officio Chief Inspector and supervisor of Public Offices 1921-1922.
- Third Biennial Report Department of Weights and Measures 1922.
- Report of the State Child Welfare Commission 1922.
- First Annual Report Game and Fish Commission 1921.
- Second Annual Report Game and Fish Commission 1922.
- Fourteenth Annual Report Insurance Department 1922.

### VOLUME FOUR.

- Annual Report of Department of Mines 1920.
- Annual Report of Department of Mines 1921.
- Fifth Biennial Report of Department of Agriculture 1921-1922.
- Twenty-Ninth Biennial Report of the Attorney General 1920-1922.
- Biennial Report of State Superintendent of Free Schools 1921-1922.

## REPORT OF THE STATE AUDITOR

---

State of West Virginia, Auditor's Office.  
Charleston, W. Va., August 15, 1922.

HON. E. F. MORGAN,  
Governor of West Virginia.

SIR: In compliance with Section 19, Chapter 17, of the Code, I submit herewith my biennial report as Auditor of West Virginia covering the period ending June 30th, 1922.

Inasmuch as this report covers a part of the time of my predecessor in office, no revision as to form or subject matter is attempted, and the statistical tables and statements found in the following pages are practically the same as have appeared in previous reports of this office. These tables showing receipts, disbursements and balances of the several funds are of a self-explanatory nature. In my next report many of these tables will be omitted, as under the law as amended in 1915 the Tax Commissioner reports in detail on much of the subject matter contained herein. Some of the tables of the comparative assessment of certain kinds of property are of doubtful accuracy, because of incomplete data furnished and will hereafter be omitted.

My predecessor in office has heretofore called attention to the fact that new duties have been added to this office from year to year and that the work of the department has increased rapidly. While there has been a general increase in the work of all bureaus or subdivisions of the office within the past year, the work of some bureaus has practically doubled. This is especially true of the accounting and claims divisions, due largely to the reorganization of the State Road Commission and the steps taken by that commission to begin an effective program of road building. The detail work of the office will be discussed more fully under the sub-headings of the different bureaus or subdivisions, which make up the department.

Prior to the creation of the State Board of Control and the office of the State Tax Commissioner the duties of the Auditor were pretty clearly defined by law. To each of those departments were allotted some of the duties formerly performed by the Auditor, and there are now various instances of conflicting and overlapping

authority in the law. However this is also true of other departments, due to piecemeal and haphazard legislation from year to year. However, all these conflicts will no doubt be cleared up by the work of the Code Commission, created by the legislature at its last session and now engaged in a revision of the State Code.

Since assuming the duties of the office of Auditor on March 4, 1921, I have given the office my close personal attention and have attempted to become familiar with the details of the various branches or bureaus. The office and its force of employees have largely been reorganized. Much attention has been given to classifying the work along the lines of modern business principles and while there is yet much to be done along this line, I believe that some improvement has been made. Some modern office equipment has been added.

Notwithstanding that this is a political office, I hold to the fact that it can be organized on a modern business basis similar to that of a progressive private corporation, and while the employees of the office are of my own political party, they have been employed not only because of their party affiliation but on a basis of efficiency and loyalty to their work and to the State. If this office has shown improvement in the dispatch of the state's business, a large part of the credit is due to my force of loyal employees, who, I believe, will compare favorably in efficiency with those of any successful business corporation.

I have tried to confine my efforts to the duties of this office and have not attempted to dictate or control affairs of the State which, under the law, are delegated to others. Such success as I might have achieved in the way of administering the affairs of the office has not been heralded from the housetops, and my office does not maintain a press bureau.

It is my opinion that a public official, in whom the people have reposed their trust, owes it to give the best possible service of which he is capable, and that if he must make a sacrifice it should be of his own personal interests rather than that of the people who elected him. While I have no desire to cast the slightest reflection upon any person in office in this state, past or present, with whom my official relations have generally been most cordial, it can frequently be given as a characteristic of a political office-holder that much of his time is given to thoughts of succession in office, and I regret to say that sometimes his official acts are determined by the

same motive. In my opinion success in office is more to be desired than succession in office, and political victory at the sacrifice of principle would certainly be more ignominious than conscientious defeat. Selfishness, political ambition and thirst for official power and personal prestige on the part of officials frequently cause them to reach out for additional authority, which may become dangerous if granted. In matters of legislation the interests of the state should be considered above the whims of particular persons or classes.

The duties of the Auditor are sufficient to keep me busy and instead of asking for additional duties, I prefer that the legislature relieve me of some of those I now have. This office was primarily created to keep the accounts of the State and to audit and pay claims. From time to time additional duties and bureaus have been added until it has become one of the largest as well as one of the most important offices in the State. The Legislature of 1921 fixed the salaries of all the executive officials of the State, except the Governor, at the same figure and at a lower rate than that paid many appointive officials. This salary bill was passed as an emergency measure at the preliminary session of the legislature. I do not believe that the directors of an efficient business concern would have so rated the different offices as to salary.

As you know the state's finances are low, so far as the State fund out of which the current expenses are paid is concerned, and there would be a deficit for the past two years if all of the legislative appropriations had been expended. This situation is reported in detail by the Tax Commissioner as Ex-Officio Inspector and Supervisor of Public Offices, who has assumed many of the former duties of the Auditor as to reports of the State's financial condition and recommendations as to the State's revenues.

### STATE DEPOSITORY LAW

There has been some slight discussion the past few years relative to the manner of handling state deposits and bills have been introduced in the legislature with a view to giving the State Treasurer full authority to deposit the state funds. Similar bills will no doubt be introduced at the next session. While there might be merit in some of the minor amendments included in House Bill No. 6, and Senate Bill No. 17, session of 1921, those provisions which provide for centering entire control of banking of the state's

finances in the hands of one official were of such a radical and dangerous nature that both bills were deservedly smothered in committee.

Under the present law any person paying money into the state treasury places the same in a state depository, which has been designated by the Board of Public Works and has given a bond as required by law. The depository issues a certificate of deposit to the person making payment, and the state gets interest on such deposit from that day. The certificate of deposit is forwarded to the state department which is charged with making that particular collection. Credit is given the account and the certificate is sent to the Auditor in order that he can make proper entries thereon as to the fund into which the money in question is payable. The Auditor delivers the certificate to the Treasurer and an official receipt is issued for the payment. Frequently payments are made direct to the department charged with the collection and that department deposits the money in some depository as a convenience to the person making the payment.

Under the bill proposed as an amendment to the law the person owing the state would make payment by certified check or draft to the department charged with the collection, and that department would be required to turn over all such checks to the Treasurer, who would have absolute authority as to the depository in which such funds would be placed.

The Treasurer now has full authority to dictate the depository or depositories on which state checks shall be drawn. The proposed bill would, therefore, give him absolute control over the millions of dollars collected and paid out annually by the state, so far as the banking of these funds is concerned.

Such a law would be a dangerous and radical departure from staid business principles and would open the way for graft, corruption and the use of the state's funds for personal gain, to say nothing of the official power given this officer over banking institutions, should the people ever make the mistake of electing a Treasurer who is not patriotically devoted to the state's best interests. He could make a deal with some bank in which he could place say a hundred thousand dollars, with the guarantee that it would be allowed to remain for one year or longer. This cannot be done under the present law, as the Treasurer makes but few collections and the officer making such collections cannot enter into any such agreement, and a bank would not, because there would be no assur-

ance that the Treasurer would not check the money out the next day. The present law provides a sort of double check, and while the law is old it has indisputable merit. Under our law as at present there will be no such proceedings in West Virginia as were recently brought against a former Treasurer in a near-by State where the Treasurer has practically absolute control over state deposits.

If the law is changed as proposed the state would lose thousands of dollars annually in interest while checks were in transit in the mails.

It is not true that the Treasurers of a majority of states have absolute control over deposits. While in many states that officer does actually send the funds to the depositories, in most states he acts under instructions of a commission of other state officers who dictate the particular depositories in which he shall make deposits. If our law is to be amended in this particular some such commission or board should dictate the depositing of funds, and not the particular officer who alone has authority to withdraw such deposits. If the power to deposit money is to be placed in the hands of any one officer it should be some other officer than the person who draws it out.

Nor is it true that the treasurer of a private corporation has any such power as to depositing the company's funds. In such cases the Board of Directors, and not the treasurer, decides upon the bank in which the company's money shall be kept.

It is true that there is due the state some \$14,000.00 from depository banks, which have failed the past few years, but this cannot be charged against the present law. A depository can accept state deposits only in three-fourths the amount of its special bond, the sufficiency of which is passed upon by the Board of Public Works. If a depository or an official violates the law a penalty is provided. No law is effective if not enforced.

There may be instances where deposits or certificates of deposit are held longer than necessary by some state departments, but no officer properly performing his duty will permit such delays. It is also true that some officers receiving funds deposit them in special accounts subject to their own checking. While such instances are few, such practices are bad and should be prohibited. Every penny collected for the state should be deposited immediately in a depository to the credit of the treasury of West Virginia and any losses occasioned through such special accounts should be recov-

ered, and in my opinion could be, under the bond of the officer concerned. Such practices are not the fault of the depository law.

Some amendments to the depository law could be made to advantage. The matter of active and inactive depositories has been tried with success in some states. It would be well to reduce the minimum bond of a depository below \$50,000.00 and the number of depositories could well be limited.

### **WORKMENS COMPENSATION FUND**

The Auditor apparently has but little authority or control over the Workmen's Compensation Fund. The receipts from this department are paid into the state treasury into a special fund and disbursements are made upon requisition of the State Compensation Commissioner. While all receipts and disbursements are recorded in this office, it is doubtful if the Auditor has any authority to reject payment of any of the claims approved by the Commissioner.

There is no special provision of law as to the designation of particular depositories for this fund, the law providing that payments shall be made into the treasury in the manner prescribed for other payments. In practice the State Treasurer designates certain depositories wherein such payments are deposited and kept in a separate and distinct fund. No special bond is required of such depositories covering this fund and frequently these special depositories have on deposit funds far in excess of that allowed under the general depository law. Before such deposits are made a special or additional bond should be required.

### **BOARD OF PUBLIC WORKS**

While the duties of the Auditor are numerous and his office covers such a wide field that he can only supervise the work, the law requires of him certain duties which he cannot delegate to assistants. He is a member of certain boards and commissions which he must attend in person and which require much of his time. One of these is the Board of Public Works, which has various duties to perform, including the general management of the capitol buildings and grounds.

Among the important duties of this board is the assessment of public service corporations for purposes of taxation. This work is of immense importance. Under the present plan of assessment of these corporations I do not believe that this board has sufficient



information at hand at the time of making these assessments to pass intelligently upon a matter of such importance. I believe that this situation would be improved through an appropriation, to be expended upon order of the board, for the employment of special assistants to get such information relative to these corporations as might be needed.

This board also invests any surplus in the Workmen's Compensation Fund in interest-bearing securities. The receipts of this fund have fallen off a great deal in the past year and one-half, and the board was confronted with the situation of having promised to purchase bond issues of various counties, districts and municipalities without having sufficient funds to carry out these obligations when such bonds were presented for payment. As a result the board has trafficked a great deal in bonds, and has made various sales of bonds in order to be in position to meet its obligations to the different political subdivisions of the state. While it is good business to sell such bonds when the money can be re-invested in others at a higher rate of interest, I do not believe that the law contemplates that the board should engage in the general buying and selling of bonds, and no promises should be made to political subdivisions to purchase their bonds when issued unless it is absolutely certain there will be a sufficient surplus on hand to purchase such bonds when presented.

This board also acts as the Budget Commission, which will be discussed further along in this report.

### **BOARD OF THE SCHOOL FUND**

The Auditor is a member of and Secretary of the Board of The School Fund, which is charged with the duty of investing the \$1,000,000.00 School Fund. While the constitution provides for this board, such law as has been enacted to carry out this provision of the constitution does not designate the board's duties as clearly as it should. I do not believe that the state should invest in industrial or other private bonds so long as bonds of political subdivisions of the state are available.

### **COMMISSIONERS OF PUBLIC PRINTING**

The Auditor is one of the Commissioners of Public Printing, who are charged with awarding contracts and performing certain other duties in connection with the purchase of the State's print-

ing, binding and stationery supplies. The law governing this commission is contained in Chapter 16 of the Code, with the exception of such restrictions as have been contained in the various appropriation bills. This law has not been amended since 1875, and is obsolete, inadequate, and badly in need of revision.

### **SINKING FUND COMMISSION**

The Auditor is a member of the State Sinking Fund Commission, created in 1921, to invest the sinking funds of the various political subdivisions of the state. This law has been criticized as a centralization of power, since it takes over the duties formerly performed by the county commissioners, school boards and local sinking fund commissions. Time only can tell whether or not it is wise legislation.

### **BUDGET COMMISSION**

The Auditor is a member of the Board of Public Works which, under a recent constitutional amendment, is charged with framing a budget to be presented to the legislature. When I came into office the budget for the current biennium had been presented, though, by invitation of the former commission, I was permitted to sit in at the budget hearings and was later a member of the commission when amendments were made to the budget. Prior to the adoption of the budget amendment, the work of drafting the appropriation bill devolved upon the finance committees of the two houses of the legislature.

That the budget amendment provides an improvement over the old system, no one will deny who will look carefully into the appropriations and expenditures of the state during the past decade. But there is still room for much improvement, which must come through amendments to the state constitution.

With two exceptions, every state in the union has some sort of budget law. The need of a well prepared budget is apparent, and its importance is especially noticeable in this office, through which all state receipts and disbursements for all purposes must pass. A true budget is nothing more nor less than a scientific, financial plan for the state, and is coming to be recognized more and more as one of the most important features of any government. It is a complete financial plan covering a definite period, and is based upon careful estimates, both of expenditure needs and of the

probable income of the state. In no case must the expenditures exceed the revenues, except in cases of bonded indebtedness for permanent improvements, and then proper payment of such indebtedness must be taken into account. The raising of revenue necessarily involves taxation in some form, and there is a tendency of most levying boards to limit taxation only by the capacity and the willingness of the people to pay. Under a true budget system, only such revenues will be raised as are actually needed for an efficient administration of the state's affairs, which will take into consideration proper regard for the future in the way of permanent improvements. Further than this, taxation is a needless burden, and levying bodies must be limited in their authority.

Budget making authorities of the different states have been classified under three separate types: (1) The executive type, now in effect, with minor variations, in twenty-four states, under which the Governor is charged with the responsibility of making the budget; (2) the board type, somewhat similar to this state, in effect in twenty-one states, and (3) the legislative type, now in effect in one state.

It is in the executive type where greatest efficiency will be found. The Governor is the responsible head, and there is no chance for shifting such responsibility. He must have proper agencies for procuring necessary information, and classifying and arranging it so as to be useful. He must have any information he desires from the different state departments and institutions. Then, knowing the needs of the state and its revenues, he is in position to present to the legislature the true situation without prejudice.

In the board type, where the commission is made up of administrative officers, as in this state, there is a tendency for the members to help each other, and also a chance for shifting responsibility. While budget making is a new thing in most states, it has already been established in a majority of them that the head of a department or institution will ask for a larger appropriation than is actually needed. The Governor, with a well trained and organized force, will be in better position to revise estimates and bring them down to actual needs. In my opinion, it will not be until we adopt the true executive type of budget making that we will reach the highest efficiency in state government.

In my opinion, not only should the budget amendment be

changed, but other amendments could well be made to the constitution and laws regulating funds, and all this could be worked out under a proper budget system. We have too many separate and distinct funds in this state, some created by the constitution and others by statute. The word "fund," in its true sense, should not be confused with appropriations.

Under the constitution we have the State Fund, which is the general revenue fund, out of which the current expenses of the state are paid. Then, there are the General School Fund and The School Fund, created by the constitution; the Road Fund, the Workmen's Compensation Fund, the Virginia Debt Sinking Fund, the State Road Sinking Fund and numerous special revenue funds created by statute. Such a large number are cumbersome and unnecessary. The State Fund, general revenue, out of which the current expenses of the state are paid, has been robbed for the benefit of other funds until it is a mere shadow, and within the past year it has been necessary to borrow money for the current state expenses at a time when there was more than a half million dollars lying idle in some of the special revenue funds, and several millions in all the other funds. It is hardly more important for one branch of the government to operate than for another, and the number of funds should be reduced to a minimum. Certain trust and sinking funds, and funds established for specific purposes, are necessary, but aside from these, all the revenue could well go into one general fund for the necessary general expenses of the state. This is being done most successfully in Massachusetts.

A proper budget system would put an end to so-called blank appropriations, and the reappropriation of fees collected by departments and institutions, which amount to hundreds of thousands of dollars annually. Special deposits to the credit of departments or institutions would, also, be stopped.

Under our present system there is no central purchasing bureau, except for state institutions. Every state department and bureau purchases certain supplies and equipment each year, the total running into thousands of dollars. There is no standardization of supplies, and no regulation as to their purchase, except the limit of the appropriations for those departments, nor is there any regulation or classification of salaries paid in the different departments. Under a proper budget system, all this would be regulated. Supplies would be standardized and obtained through a central purchasing head; salaries of clerks and other employees would

conform to some standard of classification, and the state would be established on a business basis.

All this could be worked out without the creation of new high-salaried offices. A few experts would be needed to assist the Governor in gathering information and making necessary investigations, but the cost would be nothing compared to the annual saving which would be made. The State Board of Control already provides the machinery for the purchase of supplies for institutions, and their powers could be extended to cover all purchases for the state.

### INDIGENT AND DISABLED SOLDIERS

The Legislature of 1921 made an appropriation of \$50,000.00 a year for the two-year period for the relief of sick, disabled, or indigent soldiers, sailors and marines of the world war residing in West Virginia, to be disbursed under such regulations as the Board of Public Works might prescribe. The Auditor is a member of a special committee appointed by the Board to investigate and make recommendations concerning such claims as may be presented. I have given a great deal of my personal attention to such claims.

In order that all of this appropriation might be available for the relief of needy veterans the committee so arranged this work that none of the appropriation will be used to pay cost of administration. Hundreds of veterans, unable because of their physical condition to earn a livelihood, whose families were actually suffering because of lack of funds, some of whom were not entitled to federal compensation, and others who were awaiting the progress of their claims through the confusing red tape of the federal bureau, have been granted temporary relief from this appropriation, and, in my opinion, no other appropriation made by the last legislature has been productive of more good, or more heart-felt appreciation.

### BUREAUS OR SUBDIVISIONS

In reorganizing and classifying the work of the office I have separated this work into the following bureaus or subdivisions:

- Accounting Department.
- Claims Department.
- Criminal Charges Department.
- Bond Department.

Corporation Department.  
Taxation Department.  
Land Department.  
Blue Sky Department.  
Insurance Department.  
Fire Marshal's Department.

Each of these bureaus is operated under a responsible head, and while the employees of a particular bureau must first look after their own work, that spirit of co-operation exists which causes them voluntarily to go to the relief of any other bureau in which the work may become temporarily heavy.

### ACCOUNTING DEPARTMENT

The Auditor is the State's official book-keeper and while each department of the state keeps a record of its own financial transactions, this office keeps the controlling accounts for all departments, as well as detailed accounts of all payments into and out of all funds and appropriations. No money can be paid into or out of the state treasury without first passing through this office. Careful accounts must be kept of all appropriations and care must be exercised to see that expenditures are not made in excess of appropriations made pursuant to law. It is the Auditor's duty to decide the proper fund into which any money paid into the treasury shall be credited.

This department is also charged with seeing that proper interest is paid on state deposits.

But few changes have been made in the form of keeping accounts since I came into office. Accounts are generally kept in blank books, and in practically the same manner in which they have been kept since the formation of the state. These methods should be changed to conform to the modern system of accounting. Book-keeping machines are badly needed, and I hope to be able to install them at the beginning of the next fiscal year. During the fiscal year 1922 the state's total receipts from all sources and for all funds amounted to more than \$51,000,000.00, while the disbursements totaled more than \$37,000,000.00, details of which will be found in statement XLIII. For the transaction of business of such magnitude modern business methods must be employed, and the present system can be greatly improved through a small appropriation for the purchase of book-keeping machines.

## CLAIMS DEPARTMENT

It is the Auditor's duty to audit every claim against the State presented to him for payment, and he is required to draw his warrant on the treasury for so much of such claim as he finds to be justly due provided payment thereof is authorized by law and that the appropriation is not exhausted or expired out of which such claim is properly payable. This places upon the Auditor a great responsibility in the payment of claims. The Supreme Court has held that he has a great deal of authority in such matters. When a claim is presented he must decide if there is an appropriation out of which the same can be paid, and if it is properly payable out of the appropriation on which drawn by the department making requisition for its payment.

This department has been entirely reorganized and all requisitions for payment, except for salaries and certain fixed charges, must be accompanied by an itemized statement, without which no claim can be properly audited. In the fire which destroyed the state capitol many of the records of the state departments were destroyed. Had duplicate bills or itemized statements been filed with all requisitions for payment of claims the Auditor's records could have been used to a great extent in replacing the records destroyed. At first some departments objected rather strenuously to furnishing such itemized bills, but this opposition has been overcome and the different departments are now co-operating with this office in this particular.

Payment has been refused of many claims, while some have been paid which would have been rejected except for ambiguous provisions of the law. The purchase of railroad mileage books from state funds has been stopped. It has been necessary to construe some of the laws and appropriations in a broad sense, otherwise some departments could not operate successfully. Frequently appropriations are made for a specific purpose, and no provision made for administration of the appropriation or the law relating to the same. In such cases this office has allowed a part of the appropriation to be used for administration purposes. A striking example of this is that of the Capitol Building Commission created under a section of the general appropriation bill in 1921. The one appropriation made was for buildings and land and no provision was made for the payment of the necessary expenses of the commission in performing its duties. While an

appropriation for buildings and lands is supposed to be limited to the actual purchase of land and the construction of buildings, in order that the Commission could function its current expenses are being paid out of this appropriation. This could be avoided if more care was given to making appropriations for specific purposes.

Prior to 1917 there was practically no limit as to the time of paying claims except the general law which barred claims over five years old. If an appropriation had an unexpended balance at the end of a fiscal year it was used to apply on the expenses of the new year, and if there were bills incurred during the old year in excess of the appropriation for that year, they were paid out of the appropriation for the new year. In 1917 the Legislature passed a law under which any balance in the appropriation at the end of the fiscal year could not be used to pay bills of the new year, though a period of sixty days was given in which bills incurred during the old year just ended could be paid out of this appropriation. Appropriations for buildings and lands do not expire for three years after they are made. The legislature of 1921 went further and included a provision in the general appropriation bill, to the effect that bills could not be incurred during a fiscal year which could not be paid out of the appropriations for that year. Under this provision the appropriation for the fiscal year beginning July 1st, 1922, cannot be used for the payment of bills incurred prior to that time. There are some exceptions but this provision generally applies to state departments and institutions. This is a step in the right direction and makes each year's appropriation take care of the expenses of that year.

There has been an enormous increase in the work of this department within the past few months, largely due to the claims of the State Road Commission. The following figures, showing the number of claims paid, will give an idea of this increased work:

1905 .....	6,607
1910 .....	23,095
1915 .....	65,237
1920 .....	119,202
1921 .....	121,396
1922 .....	137,646

Of the checks issued in 1922 81,475 were the usual state checks,



while 56,171 were on the Workmen's Compensation Fund. When it is considered that each of these claims must be audited and checked to see that there is an appropriation available out of which the same is payable, and that they are proper charges against such appropriations, an idea can be obtained as to the amount of work in this department.

### CRIMINAL CHARGES

The work of this department has more than doubled within the past two years. The department is charged with paying certain claims in connection with the trial of felony cases and the transportation of prisoners. As an aid to the counties the state pays the state's witnesses in felony cases and the jurors for such time as they are trying felony cases. To these original charges have been added the payment of shorthand reporters, the transportation and extradition of prisoners and the printing of the records in certain cases appealed to the Supreme Court. The last legislature added to this the transportation of penitentiary prisoners who may be sent out as a state road convict force. The tendency in recent years seems to be to load as much of the expense of felony cases on the state as is possible. The recent law relating to court reporters is somewhat ambiguous and should be amended.

Unprecedented demands have been made upon this appropriation the past two years because of the large increase in felony cases in the various counties of the state. The result has been that the appropriation for 1922 was exhausted in February, 1922, and at the end of the fiscal year 1922 sufficient claims have accumulated almost to exhaust the appropriation for the year 1923. A deficiency appropriation will have to be made by the next legislature to cover the claims which will accumulate. Figures showing the amount of these claims will be furnished the legislature at its next session and, if not in conflict with constitutional provisions, the legislature should make an appropriation at its initial session to take care of these claims in order that those persons entitled to receive the same will not have to wait longer for their money.

These claims cannot be paid until reported to this office by the clerk of the court. The appropriation for criminal charges is payable upon the order of the various circuit and criminal courts. For the fiscal year 1921 the legislature made an appropriation of \$56,500.00 for criminal charges. This was supplemented in 1921 by a deficiency appropriation of \$35,000.00, which did not prove

sufficient to pay the claims of that year. For each of the years 1922 and 1923 an appropriation of \$85,000.00 was made and indications at this time are that a deficiency appropriation for the current year will be required of more than \$50,000.00, depending upon the number of cases to be tried.

While the law provides for collecting costs from defendants convicted of crime, little or no attempt is being made to collect the same in the different counties.

The last legislature increased the pay of special judges from \$5.00 to \$15.00 per day, but did not increase the appropriation and as a result, a deficiency appropriation will be needed for this purpose for the current year.

### BOND DEPARTMENT

The Auditor is custodian of securities purchased as an investment for The School Fund and for the Workmens Compensation Fund; of securities filed as collateral by state depositories; and of securities deposited by bonding and insurance companies under the insurance laws. He must also keep a careful record of Virginia Debt and State Road Bonds.

A modern system of records has been installed, showing the securities of which the Auditor is custodian, and the dates of maturity and interest periods. There is no suitable place in the office for the keeping of these securities and they are kept in safety deposit vaults in various banks. I am advised that in the plans for the new capitol provision is made for suitable vaults in which to keep such securities. The Auditor frequently has a large amount of such securities on hand which the various investment boards expect to purchase, but have not paid for.

On June 30th, 1922, securities were in the custody of the Auditor as follows:

The School Fund .....	\$1,000,000.00
Workmen's Compensation Fund .....	9,406,100.00
Collateral on Depository Bonds .....	335,000.00
Deposits by Insurance and Bonding Companies .....	3,742,088.94
Virginia Debt Bonds In Escrow .....	569,600.00
	<hr/>
Total .....	\$15,052,788.94

## CORPORATION DEPARTMENT

The Auditor is attorney-in-fact for all foreign corporations admitted to transact business in West Virginia and for all nonresident corporations chartered under the laws of this state, and as such accepts service for these corporations in legal proceedings. This department keeps a record of all corporations chartered under the laws of the state, or transacting business therein, and collects the corporation license tax and statutory attorney fees from the same. These corporations number about 8,000. The records of this department are now being revised in order that they will be complete and include all the corporations since the state was formed. The collections in this department amount to more than \$800,000 per year.

Corporations are chartered and admitted through the office of the Secretary of State, and any change as to their corporate standing is handled through the same office. The Secretary of State collects the corporation license tax for the following year when corporations are chartered or admitted in the months of May and June. This law should be changed to include the additional taxes on companies increasing their capital stock during those months, as at that time the Auditor has already, pursuant to law, sent out notices of taxes due for the coming year. No corporation should be permitted to increase or decrease its authorized capital stock or file any other papers with the Secretary of State changing its status when such corporation is delinquent in the payment of its license tax.

No decrees have been entered to dissolve delinquent corporations for several years past, but I am advised by the Attorney General that this will be done in the immediate future. This will greatly relieve our records of dead corporations.

Under a recent ruling of the Attorney General, Sections 140 to 145, of Chapter 32, of the Code, relating to foreign telegraph, telephone and express companies, does not apply to any companies now doing business in this state and no taxes will therefore be collected under these sections.

## TAXATION DEPARTMENT

This department has charge of collecting taxes on public service corporations, and makes settlements with the various county officers collecting taxes to be paid into the State Treasury.

After assessing public service corporations for purposes of taxation, the Board of Public Works certifies such assessments to the Auditor, who in turn certifies them to the county courts of the various counties for apportionment to the districts and municipalities in which the property is located. These assessments are then returned to the Auditor, and as soon as he receives the rates of levy in the various counties, districts and municipalities, the taxes are figured and notices sent to the companies. If payment of such taxes is made on or before January twentieth, following, a discount of two and one-half per cent is allowed; otherwise, a penalty of ten per cent is added and the taxes are certified to the sheriffs of the various counties as delinquent. The Auditor collects these taxes for the counties, districts and municipalities as well as for the state, and the same are paid immediately after collection to the political sub-divisions entitled to receive them. The custom of holding these taxes in the State Treasury for a period has been changed.

Last year these taxes amounted to over seven million six hundred thousand dollars (\$7,600,000), of which, only twenty eight thousand (\$28,000) were delinquent, and most of this delinquency was with a single company. This department also collects the special license fee levied for the Public Service Commission.

Much improvement has been shown by the various county officers in making settlements with this office of taxes collected by them for the state. When I came into office there were various old claims against sheriffs, assessors and county clerks, some of whom had retired from office without making settlement of the amounts due from them. A great deal of trouble was experienced at first in getting them to pay any attention to my request for settlement. Practically all of these claims have now been adjusted and without the necessity of suits being brought.

The sheriffs must settle with this department for state taxes, license taxes, fines, etc., collected by them. Assessors must report on capitations collected, and must pay to the Auditor the amount due the state from this source. County Clerks must report on all licenses issued by them to be collected by the sheriffs, and must report the number of marriage licenses issued and pay the amount due the state from this source. Circuit Clerks must report on fines assessed by the court and collected by the sheriff, and on licenses issued to carry deadly weapons.

Many changes have been made in the system of records in this

1824  
department.  
adopted of  
prior to the  
results of such  
officers are  
tances.

While the law does not require it, the plan has been sending notices to these county officers a few days before the time such reports are due to this office, and the results of such notices have been most encouraging and the county officers are becoming prompt in making their reports and remittances.

Under a general law it becomes the duty of the Auditor to collect claims due the state; most of these come under the Taxation Department. With the consent of the Governor, the Auditor is authorized to appoint state agents to collect claims due the state. Since I came into office but one such appointment has been made. Ben H. Ashworth was appointed a state agent to collect a forfeited bond in the case of the State vs. Tony Stafford, pending in the Circuit Court of Raleigh County, for which he was authorized to receive a commission of five per cent.

In my opinion, a great many bonds have been forfeited in the various courts of the state which have not been collected. It is my intention, where I find it necessary, to appoint state agents in order that such amounts as are due the state may be collected.

### LAND DEPARTMENT

In the Land Department is kept, as far as possible, a complete record of the lands within the State. It is one of the most important branches of any state office, and the work therein necessitates extreme care, as a clerical error, unless corrected in due time, might cause an honest taxpayer to lose his home through no fault of his. Yet, the records show inexcusable carelessness on the part of some county officials the past few years, and as a result, many sales of lands for delinquent taxes are, in my opinion, of doubtful legality and validity because of improper certificates or lack of reports.

Under the law the Auditor is charged with the duty of administering the delinquent land statutes, beginning with the return of property delinquent for non-payment of taxes by the sheriff, to its final forfeiture and disposition by redemption or sale by decree of the circuit court. There is contained within the vaults of this department a complete record of all assessments and delinquencies dating from the year 1782. The files also contain a record of land patents which include those issued by the King of England, the Commonwealth of Virginia and this State. How-

ever, this department deals almost exclusively with delinquencies, and, since there is no provision authorizing the correction of records after certification to the Auditor by the county court, accuracy in the preparation of these records is of utmost importance.

The law provides that the sheriff shall make up his delinquent land list the first Monday in June, and he usually makes his settlement with the county court at the levy term, which is the fourth Tuesday in August. As soon as practicable after this list is approved by the county court, it is certified to the Auditor. It is usually late in September when the list reaches this office. Prior to the past year the custom had grown up under which a sheriff refused to accept taxes after he had made up his delinquent list early in June. He cannot accept them after his settlement with the county court. As a result, a delinquent taxpayer could not pay his taxes from early in June until late in September when the lists reached the Auditor. Under an opinion of the Attorney General to this department last year, the sheriff must accept such taxes up to the time the county court approves his delinquent list. The taxpayer may redeem his land at this office at any time from the date the delinquent list is received until November of the year following that in which they were returned delinquent. On November first, the Auditor certifies to the sheriff for sale all lands remaining unredeemed. And here is a physical impossibility in the law; the Auditor must allow redemptions to November first, and on that day must certify those lands remaining unredeemed to the sheriffs of the fifty-five counties. There should be a period of, say, 30 days, for the Auditor to correct his lists and send them out to the sheriffs.

In some counties there has been unnecessary delay in getting the county officials concerned to send in the delinquent lists. Frequently they have to be returned for correction or completion and execution of proper certificates. Such lists will not be accepted by this office unless they conform to the requirements of the law.

After the sheriff's sale of delinquent lands for taxes, a report of such sale is forwarded to this office. Such lands as were sold to the State may be redeemed at this office within a year after such sale; otherwise, they become forfeited to the State, and are certified to the Commissioner of School Lands, who brings suit to sell the same for the benefit of the State. Redemption

may then be made through the circuit court. The Auditor has no authority to permit redemptions after forfeited lands are certified to a commissioner of school lands.

The circuit court appoints commissioners of school lands and this office has no authority to compel them to report. But few reports are received from them at this office, and some corrective legislation is needed along this line. The law should also be amended so as to permit the delinquent lists to be corrected after being forwarded to this office upon the certificate of the county clerk, under the seal of the county court, in order that clerical errors made prior to the time the lists are certified may be corrected.

Under the law the Auditor has authority to return the personal property delinquent lists to the sheriff, or a constable, for collection in case he believes there are taxes in such lists which can be collected. In recent years this provision of law has seldom been invoked. Within the past year this office has requested the county courts to examine such lists carefully, and if, in their opinion, there were sufficient taxes which could be collected to warrant the undertaking, such lists have been returned.

The assessors are required to forward to the Auditor each year copies of their land books, and the annual increase from this source and from the various delinquent lists, is about one hundred land books. This necessitates a large vault space which has been lacking but which, I am advised, will be provided for in the new capitol.

Many of the old land records in this office have been rendered incomplete through use, and, unless immediate steps are taken to preserve and protect them, valuable records will be destroyed. Some of them will have to be recopied and rebound, or reproduced in some other way, and an appropriation is needed for this purpose. In my opinion, the photostat process will be more satisfactory and cheaper, and estimates of the cost of this work will be furnished the Budget Commission.

The last legislature made an appropriation for an index to land grants, and this work is being rushed to completion.

In my opinion, an injustice was unintentionally done the newspapers of the State by the last legislature in making an appropriation to pay the cost of the publication of sale of delinquent lands. The appropriation follows the language of similar appropriations in years past, and limits the amount to be paid by the

Auditor for such publication to seventy-five cents for each tract of land. In limiting this appropriation, the legislature apparently overlooked the provisions of Chapter 153, Acts 1921, providing that such publication shall be made in two newspapers, and also the provisions of Chapter 95, Acts 1921, increasing the rate of pay for publishing advertisements required to be made by law. Under the old law such lists were only published in one newspaper, and the legal rate for publishing notices was lower, and had not this limit been put in the appropriation bill the newspapers would have been paid at the legal rate. A ruling of the Attorney General in the matter was obtained by this office, and it was held that under the limited appropriation, if such publication was made in two newspapers, each newspaper could only be paid at the rate of thirty-seven and one-half cents per tract. No newspaper could afford to publish these notices at such a low price. So far as has been reported to my office, no newspaper refused to publish these lists because of the importance of such publication, and, in my opinion, a deficiency appropriation should be made by the next legislature sufficient to pay these newspapers the difference between the amount received by them and the amount they would have received had such limitation not been placed in the appropriation bill. The same thing will occur in the publication of these lists for the fiscal year 1923, and this office will compile such figures as are necessary for the legislature to know just what will be due the newspapers at the legal rate.

### **BLUE SKY DEPARTMENT**

As a result of a small appropriation by the legislature of 1921, and amendments increasing the fees for filing applications and licensing salesmen, the Blue Sky Department has been reorganized and has done efficient work the past year. Prior to that time the work had been considered as a part of the Insurance Department, and the fees arising therefrom were not sufficient to pay for the actual time consumed in examining statements filed by companies desiring to qualify for the sale of their securities.

This department has charge of the enforcement of the law regulating the sale of speculative securities in the state. The law is comparatively new and many are not familiar with its requirements. Before any corporation, association, partnership or company whose stock is of a speculative nature can dispose



of its securities in this state, a permit must be granted by the Auditor, who is given a great deal of discretion in deciding whether or not such securities are speculative. The statute automatically makes any stock speculative when the officers of the company refuse to furnish the Auditor such information as he may request concerning such stock.

The purpose of the department is to prevent the sale in the state of stock in wildeat enterprises in which the stockholder would not only have little or no chance of receiving any dividends on his investment, but would most likely lose the principal he invests. The statute provides a heavy penalty for the sale of stock in fraudulent schemes. While an attempt is made to drive out and prevent the sale of worthless securities, the promotion of legitimate enterprises is encouraged. It is surprising the amount of worthless securities that have been sold the people of the state within the past few years, running into millions of dollars, practically all of which have been sold in violation of the law. Southern and southwestern oil companies have been the worst offenders, and hundreds of residents have been literally robbed by get-rich-quick schemes of this character only to awaken a year or two later to the realization that their money is hopelessly lost. Usually by the time this department is advised of such fraudulent sales, the perpetrators are operating under some other name in another part of the country. As a result of a vigorous campaign against the sale of these worthless securities the past year, scores of salesmen have been driven from the state and others have been afraid to enter. Several thousands of dollars have been returned to subscribers who were induced to purchase through misrepresentation, and a number of arrests have been made.

The Blue Sky statute is rather loosely drawn and needs strengthening, though a recent decision of the Supreme Court of Appeals interprets the law to a great extent, and has materially assisted its enforcement. In the beginning of my term, it required considerable effort to get the support of some of the prosecuting attorneys in enforcing this law, but they are now more generally co-operating with this department.

The law limits the commission on all stock sales to ten per cent of the value of the stock sold. This is hardly sufficient in some instances. The law should generally be amended along the lines of the Illinois law on the same subject.

Many worthless securities are sold in this state through the

use of the mails and newspaper advertisements, over which this department has no control. This will largely be overcome if the Dennison Bill, now pending in Congress, is enacted into law.

### INSURANCE DEPARTMENT

The Auditor is Ex-Officio Insurance Commissioner, and as such, must supervise the enforcement of the insurance laws of the state, including the examination and regulation of all companies doing business in the state and the licensing of agents for such companies. The insurance laws cover fire, life, casualty and miscellaneous companies. A separate annual report is made covering the detail work of this department.

Insurance in all its branches is a subject for almost a life-time study, and a proper administration of the insurance department requires a technical knowledge of insurance matters. There is no good reason why its administration should be assigned to the Auditor, who is elected by the people, and who usually lacks this technical knowledge. In most states the Insurance Department is a separate and distinct office, and, in my opinion, should be in this state.

The people of the state are generally opposed to the creation of new offices, and rightly so. No new department adding additional expense should be created unless there is immediate need for the same. However, the office of insurance commissioner can be created without this additional expense because the state already has a bureau or department under a separate head, having charge of the administration of the Workmen's Compensation Fund, which is merely a branch of the insurance business. In practically all states having a separate insurance department, the Insurance Commissioner has charge, also, of the compensation department. I, therefore, recommend that the office of Insurance Commissioner be created, and that the law relating to the compensation department be so amended that the Insurance Commissioner will assume the duties now performed by the State Compensation Commissioner. If this is done, all matters relating to insurance will then be under one head where, in my opinion, they properly belong.

Since its creation, the insurance department has largely been one of record, rather than one of regulation. The department should be expanded and enlarged in accordance with the general

increase in the insurance business. While the insurance laws are generally good, some amendments could be made to advantage; yet, we do not want insurance laws which will interfere with legitimate insurance business. Too much legislation has proved disastrous in some states, while too little would be just as dangerous. We do not want an insurance department run by the insurance companies, nor one run by the agents. We want a department with just sufficient power and authority to bring about that happy medium under which all safe companies will want to do business in the state, and so that they will make a reasonable profit on such business; under which the agents will make a comfortable living, and under which the insured public will get insurance which is safe beyond question, and will pay a reasonable price for it.

The law should be amended so as to extend the field to include those classes of insurance now being generally written but not included when the law was enacted. The standard policy form for fire insurance should be written into the law. Some minor amendments tending to clarify certain provisions of the law would make the work of the department easier.

### **FIRE MARSHAL'S DEPARTMENT**

The State Fire Marshal is appointed by the Insurance Commissioner and the department is maintained by a special tax on fire insurance companies doing business in this state. The Fire Marshal has charge of all inspections of fire hazards within the state, with authority under the law to condemn buildings and have them removed when they become a fire menace. He makes investigations of all suspicious and incendiary fires. The department works in conjunction with municipal fire departments in making inspections and with the general police officers of the state in investigating cases of arson.

This department has been reorganized and the criminal and inspection work separated. An educational campaign has been carried on with a view to preventing fires due to carelessness. Statistics relating to fire losses are being compiled and at the end of the next year the department will make a separate report.

Under the law at present the special tax for this department is imposed upon fire companies covering all their business in the state. This law might be amended so as to limit this tax to their

fire insurance business only.

The following paragraphs from the report of the State Fire Marshal for the year ending June 30th, 1922, are given for your information:

“During the above period, property having a sound value of \$11,504,264 was attacked by one thousand and five fires, which resulted in a loss of \$4,225,626, \$2,386,075 of which was real property, and \$1,839,551 personal property.

“Six hundred and seven of the fires resulted in total loss, and three hundred and ninety-eight in partial loss, of the property attacked.

“The department made 2,199 inspections of fire hazards and condemned 117 buildings. Investigations were made of 95 suspicious and incendiary fires, which resulted in thirty-three indictments for arson, with ten convictions and consequent sentences to the penitentiary, totaling forty-nine years. Many of the indictments secured have not yet been tried by the courts. Thirty-seven deaths from fire occurred in the state within the fiscal year.

“A classification of the property destroyed discloses that 556 dwelling houses, 61 barns, 42 garages, 26 manufacturing plants, 25 restaurants, 150 stores and 22 school houses were lost by fire; and I regard the fact that no lives were lost in the school house fires as due to the interposition of Divine Providence.

“The Fire Marshal's department distributed 50,000 copies of a text book on fire prevention during the fiscal year to the schools of the State, and kept a lecturer before the schools and civic organizations talking fire prevention. The fact that 90 per cent of the fires which occur are due to carelessness is proof positive that through education alone must this terrible loss of life and property be overcome.

“The loss of 22 school houses during the last term of school is responsible for an aggressive school house inspection being inaugurated and to date, inspections and recommendations for elimination of fire hazards in school houses of the state which show an enrollment of 62,000 pupils have been made.

“The law should be amended in such a way as to expedite the compliance with orders of the Fire Marshal's department which relate to the demolition of old dilapidated buildings which constitute fire hazards and which jeopardize surrounding property. Also serious consideration should be given by the legislature to the enactment of a law imposing certain liabilities on persons,

firms and corporations for the cost of extinguishing fires which occur through criminal intent or wilful negligence, or failure to comply with any law, ordinance or other lawful regulation or order for the prevention of fire.”

## IN MEMORIAM

**PATRICK HENRY ANDERSON**

**OF**

**TYLER COUNTY**

**Born September 11, 1864.**

**Died September 5, 1921.**

**A trusted and efficient employee.**

Respectfully submitted,



Auditor.

**TABLE SHOWING NUMBER OF RESIDENT AND NON-RESIDENT DOMESTIC CORPORATIONS CHARTERED DURING THE FISCAL YEARS ENDING JUNE 30, 1921 AND 1922, AND THE AMOUNT OF INITIAL LICENSE TAX PAID BY EACH CLASS. ALSO NUMBER OF FOREIGN CORPORATIONS ADMITTED DURING THE SAME PERIOD**

MONTH	1921				1922				Foreign
	Resident		Non-Resident		Resident		Non-Resident		1921-1922
	No.	Amount	No.	Amount	No.	Amount	No.	Amount	No. No.
July.....	120	\$ 9,600 00	8	\$ 1,090 00	93	\$ 5,540 00	10	\$ 1,477 50	11 6
August.....	100	8,515 00	13	1,660 00	57	3,140 00	8	985 00	8 8
September.....	105	8,182 60	8	1,010 00	50	4,341 00	5	310 00	7 5
October.....	85	6,843 38	12	2,160 00	62	3,271 50	3	396 00	7 10
November.....	86	5,309 08	10	632 00	62	3,320 00	6	312 00	11 11
December.....	93	5,719 00	6	780 50	75	2,982 70	5	280 00	10 13
January.....	99	4,818 00	15	270 00	78	2,891 56	10	678 00	3 5
February.....	98	4,312 50	11	1,477 50	64	2,595 00	4	315 00	6 8
March.....	105	3,035 00	12	486 00	100	2,988 00	4	104 00	16 8
April.....	106	2,400 45	4	156 00	87	1,634 25	9	208 50	5 10
May.....	79	7,916 00	4	7,718 00	67	5,904 00	5	250 00	6 10
June.....	87	7,745 00	9	1,457 00	72	6,038 50	6	554 00	8 5

**TABLE SHOWING THE AMOUNT OF ATTORNEY FEES COLLECTED UNDER THE PROVISIONS OF SECTION 24A(1), CHAPTER 54, OF THE CODE**

Year	Amount
1905.....	\$18,510 00
1906.....	21,480 00
1907.....	23,304 00
1908.....	20,159 00
1909.....	22,349 00
1910.....	22,070 00
1911.....	24,758 49
1912.....	22,052 00
1913 (9 months).....	15,536 23
1914.....	22,179 34
1915.....	18,952 48
1916.....	18,768 00
1917.....	17,921 87
1918.....	19,254 67
1919.....	20,705 81
1920.....	20,837 21
1921.....	16,532 62
1922.....	19,606 15

**TABLE SHOWING THE AMOUNT OF ADDITIONAL LICENSE TAXES COLLECTED FROM FOREIGN TELEPHONE, TELEGRAPH AND EXPRESS COMPANIES, BEGINNING WITH THE YEAR 1902, ASSESSED BY AN ACT OF THE LEGISLATURE OF 1901, ON A MILEAGE BASIS**

Year	Amount
1902.....	\$ 4,786 05
1903.....	4,796 35
1904.....	5,359 96
1905.....	6,159 96
1906.....	5,096 46
1907.....	5,408 85
1908.....	6,114 59
1909.....	5,587 84
1910.....	6,091 87
1911.....	6,409 28
1912.....	5,691 15
1913.....	6,376 78
1914.....	4,811 74
1915.....	6,897 47
1916.....	6,813 86
1917.....	4,848 50
1918.....	4,861 67
1919.....	4,947 30
1920.....	4,586 54

Note—The above tax has been discontinued in accordance with an opinion of the Attorney General

**TABLE SHOWING THE AMOUNT OF LICENSE TAXES ON CHARTERS COLLECTED FOR EACH YEAR SINCE THE PASSAGE OF THE ACT FIRST IMPOSING SUCH TAX**

Year	Amount
1885	290.00
1886	200.00
1887	15,070.00
1888	12,405.00
1889	16,120.00
1890	31,745.00
1891	48,441.00
1892	63,191.00
1893	67,953.17
1894	66,970.00
1895	55,785.00
1896	79,965.00
1897	103,990.00
1898	124,075.00
1899	130,587.10
1900	140,155.00
1901	380,506.85
1902	375,560.46
1903	386,486.66
1904	327,451.11
1905	317,109.06
1906	345,137.59
1907	360,560.86
1908	373,943.64
1909	400,820.21
1910	422,588.29
1911	420,945.49
1912	419,500.53
1912 (9 months)	307,258.68
1914	420,175.30
1915	474,405.73
1916	827,455.72
1917	749,093.00
1918	695,365.29
1919	787,061.56
1920	826,524.10
1921	1,008,152.22
1922	834,947.52

**LAND TAX PAID BY CORPORATIONS HOLDING MORE THAN 10,000 ACRES OF LAND**

NAME OF CORPORATION	Amount of Tax	Excess of Land over 10,000 Acres	When Paid	
			Month	Year
Raine Andrews Lumber Co.	\$ 129.10	2,582	April	1903
Valley Coal & Coke Co.	42.77	855	April	1903
St. Lawrence Boom & Manufacturing Co.	309.25	6,186	April	1903
Panther Lumber Co.	165.00	3,300	April	1903
Pendleton County Development Co.	6.35	127	April	1903
Gauley Co.	27.15	543	April	1903
West Virginia & Pittsburgh R. R. Co.	6,237.86	124,757	April	1903
Winifrede Coal Co.	65.00	1,300	April	1903
Wilbur Coal & Coke Co.	242.80	4,852	May	1903
Wilbur Coal & Coke Co.	400.00	8,000	June	1903
Wilbur Coal & Coke Co.	61.50	1,230	April	1903
U. S. Leather Co.	1,246.75	24,935	May	1903
Shonk Garrison Coal Co.	215.00	4,300	May	1903
Shenandoah Lumber & Iron Co.	282.85	5,657	May	1903
Otter Creek Boom & Lumber Co.	407.50	8,150	May	1903
Marshall Coal & Lumber Co.	99.67	1,993	May	1903
Virginia Pocahontas Coal Co.	255.00	5,100	February	1904
Panther Lumber Co.	20.48	409	February	1904
Fink Coal & Coke Co.	20.15	403	April	1904
West Branch Lumber Co.	100.00	2,000	June	1904
Holly Grove Coal Co.	300.00	6,000	August	1904
Holly Grove Coal Co.	26.75	535	April	1905
United States Leather Co.	1,686.85	33,737	April	1906
Elk River Coal & Lumber Co.	3,150.00	63,000	August	1906
Pocahontas Co.	352.00	7,040	August	1906
Forks Coal Co.	140.67	2,813	April	1911
Pond Fork Coal & Land Co.	93.95	1,879	April	1911
Freehold Oil & Gas Co.	147.85	2,953	April	1

## LAND TAX PAID BY CORPORATIONS HOLDING MORE THAN 10,000 ACRES OF LAND—(Continued)

NAME OF CORPORATION	Amount of Tax	Excess of Land over 10,000 Acres	When Paid	
			Month	Year
Laurel Coal & Land Co.....	21 15	453	April	1911
Babcock Boom & Lumber Co.....	104 20	2,081	April	1911
Otter Creek Boom & Lumber Co.....	400 00	8,000	April	1911
Tioga Lumber Co.....	56 63	1,073	May	1911
Boone County Coal Corporation.....	1,000 00	20,000	May	1911
Union Tanning Co.....	6,125 00	12,500	May	1911
Davis Elkins Lumber Co.....	50 00	1,000	May	1911
Seaboard Fuel Co.....	129 45	2,589	June	1911
United Thacker Coal Co.....	350 00	7,000	April	1912
Maryland Mining & Fruit Co.....	200 00	4,000	November	1912
Kanawha & Hocking Coal & Coke Co.....	1,250 00	25,000	May	1901
Paint Creek Coal & Land Co.....	600 00	12,000	May	1901
Fairmont Coal Co.....	1,250 00	25,000	June	1901
West Virginia Pulp & Paper Co.....	3,750 00	75,000	July	1901
Davis Land Co.....	500 00	10,000	July	1901
Pocahontas Timber Co.....	250 00	5,000	July	1901
Pocahontas Coal & Coke Co.....	19,500 00	390,000	October	1901
Kanawha & Coal River Coal Co.....	125 00	2,500	October	1901
Chesapeake Western Co.....	355 00	7,100	March	1902
Yawkey & Freeman Co., Ltd.....	1,000 00	20,000	April	1902
Pond Fork Coal Co., Ltd.....	250 00	5,000	April	1902
Island Creek Coal Co.....	1,000 00	20,000	April	1902
Beaver Coal Co.....	2,000 00	40,000	June	1902
West Pocahontas Coal & Lumber Co.....	1,000 00	20,000	July	1902
U. S. Coal & Oil Co.....	1,000 00	20,000	August	1902
U. S. Coal & Coke Co.....	2,000 00	40,000	October	1902
Loup Creek Colliery Co.....	750 00	15,000	November	1902
Rowland Land Co.....	2,500 00	50,000	December	1902
Erskine Coal & Lumber Co.....	100 00	2,000	December	1902
Randolph Coal Land Co.....	232 50	4,650	December	1902
Gauley Coal Land Co.....	8,500 00	170,000	February	1903
West Virginia Coal Co.....	1,250 00	25,000	March	1903
Pocahontas Tanning Co.....	25 00	500	March	1903
Sherwood Company of West Virginia.....	2,105 00	42,100	April	1903
Pocahontas Tanning Co.....	4,475 00	89,500	May	1903
Blue Creek Coal & Land Co.....	1,750 00	35,000	May	1903
Gallego Coal Land Co.....	1,000 00	20,000	June	1903
Junior Coal Co.....	271 45	5,429	June	1903
Rowland Land Co.....	500 00	10,000	June	1903
Middle State Coal & Iron Co.....	500 00	10,000	June	1903
Dingess Run Coal Co.....	650 00	13,000	June	1903
Pittsburg & Fairmont Fuel Co.....	500 00	10,000	July	1903
Wildell Lumber Co.....	100 00	2,000	September	1903
Seaboard Fuel Co.....	150 00	3,000	October	1903
Washington Coal & Coke Co.....	250 00	5,000	November	1903
Raine Andrews Lumber Co.....	220 00	4,418	January	1904
United Thacker Coal Co.....	2,400 00	48,000	January	1904
Cochran Coal & Coke Co.....	250 00	5,000	February	1904
Forks Coal Co.....	150 00	3,000	February	1904
Monongah Co.....	500 00	10,000	June	1904
Spruce River Coal Land Co.....	1,100 00	22,000	June	1904
Pocahontas Consolidated Co.....	100 00	2,000	June	1904
Horse Creek Coal Land Co.....	25 00	500	September	1904
Horse Creek Land & Mining Co.....	125 00	2,500	September	1904
Laurel Coal & Land Co.....	25 00	500	November	1904
Merchants Coal Company of West Virginia.....	250 00	5,000	December	1904
Geo. Craig & Sons Co.....	4 70	94	January	1905
Pond Fork Coal & Land Co.....	100 00	2,000	February	1905
Pardee & Curtin Lumber Co.....	300 00	6,000	May	1905
New River Fuel Co.....	5 00	100	June	1905
Tioga Lumber Co.....	246 35	4,927	July	1905
Mount Carbon Co.....	25 00	500	August	1905
Union Tanning Co.....	210 00	4,200	September	1905
Western Pocahontas Corporation.....	1,250 00	25,000	October	1905
Sunday Creek Co.....	1,163 00	23,260	October	1905
Keystone Land & Coal Co.....	350 00	7,000	January	1906
Pennant Coal Co.....	125 00	2,500	March	1906
New River Co.....	5 00	100	April	1906
W. M. Ritter Lumber Co.....	1,250 00	25,000	April	1906
Nicholas Timber Co.....	228 40	4,588	May	1906
Nicholas Land Co.....	300 00	6,000	May	1906
J. M. Guffy Co.....	5,000 00	100,000	May	1906
Meadow River Lumber Co.....	50 00	1,000	July	1906
Preston Lumber & Coal Co.....	464 70	9,294	October	1906



## LAND TAX PAID BY CORPORATIONS HOLDING MORE THAN 10,000 ACRES OF LAND—(Continued)

NAME OF CORPORATION	Amount of Tax	Excess of Land over 10,000 Acres	When Paid	
			Month	Year
Wyoming Pocahontas Coal Co.....	925 00	18,500	November	1908
New River Fuel Co.....	245 00	4,900	December	1908
Virginia Pocahontas Coal Co.....	25 00	500	March	1907
Ritchie Pocahontas Coal Land Co.....	1,000 00	20,000	March	1907
Fairmont Coal Co.....	750 00	15,000	July	1907
J. R. Drosey Lumber Co.....	500 00	10,000	June	1907
People's Coal Land Co.....	575 00	11,500	June	1907
Wilbur Coal & Coke Co.....	545 00	10,918	July	1907
North Preston Coal Co.....	750 00	15,000	October	1907
U. S. Coal & Coke Co.....	1,325 00	26,500	November	1907
West Virginia Co.....	954 50	19,090	February	1908
Stumpy Mt. Anthracite Coal Co.....	265 00	5,300	February	1908
Lackawanna Coal & Land Co.....	620 00	12,400	March	1908
Dingess Run Coal Co.....	100 00	2,000	May	1908
Poca Coal Land Co.....	250 00	5,000	May	1908
Meadow River Coal & Land Co.....	1,100 00	22,000	October	1908
Beaver Coal Co.....	500 00	10,000	October	1908
Holly Grove Coal Co.....	100 00	2,000	December	1908
Finey Coking & Land Co.....	23 25	465	December	1908
Stumpy Mt. Anthracite Co.....	50 00	1,000	January	1909
Tomb Lumber Co.....	20 00	400	March	1909
Merchants Coal Company of Pennsylvania.....	175 00	3,500	March	1909
Coal River Coal Land Co.....	1,000 00	20,000	March	1909
Chafey Wilson Lumber Co.....	325 00	6,500	March	1909
Crescent Coal & Lumber Co.....	375 00	7,500	March	1909
Dingess Run Coal Co.....	250 00	5,000	May	1909
Horse Creek Land & Mining Co.....	100 00	2,000	June	1909
Parsons Pulp & Lumber Co.....	2,500 00	50,000	June	1909
Laurel River Lumber Co.....	600 00	12,000	July	1909
Browns Creek Land & Coal Co.....	100 00	2,000	July	1909
Greenbrier Lumber Co.....	200 00	4,000	August	1909
New River Co.....	95 00	1,900	November	1909
West Virginia Pulp & Paper Co.....	675 00	13,500	January	1910
West Virginia Pulp & Paper Co.....	4,425 00	88,500	January	1910
Coke Crane Lumber Co.....	2,500 00	50,000	January	1910
Jamison Coal & Coke Co.....	208 55	4,171	February	1910
Coal Valley Land Co.....	150 00	3,000	March	1910
Maryland Lumber Co.....	329 35	6,587	May	1910
Lackawanna Crescent Coal & Lumber Co.....	2,500 00	50,000	May	1910
Four States Coal & Coke Co.....	300 00	6,000	October	1910
Black Coal Development Co.....	100 00	2,000	October	1910
Consolidation Coal Co.....	4,500 00	90,000	January	1911
Rich Mountain Coal Co.....	250 00	5,000	April	1911
Elkins Coal & Coke Co.....	1,800 00	36,000	July	1911
Pond Fork Coal Co.....	100 00	2,000	October	1911
Yawkey & Freeman Coal Co.....	1,500 00	30,000	October	1911
Graley Mt. Coal Co.....	105 00	2,106	February	1912
Standard Steel Co.....	175 00	3,500	June	1912
Harrison Doddridge C. C. Co.....	1,100 00	22,000	July	1912
New River & Pocahontas Consolidated Coal Co.....	2,384 05	47,681	August	1912
Blue Ridge Lumber Co.....	250 00	5,000	January	1913
Carter Coal Co.....	254 00	5,079	February	1913
Lewis Land & Coal Co.....	500 00	10,000	February	1913
Kendall Lumber Co.....	125 35	2,507	March	1913
Meridian Coal & Coke Co.....	600 00	12,000	March	1913
Elkhora Fuel Co.....	250 00	5,000	May	1913
W. W. McDonald Land Co.....	250 00	5,000	July	1913
Pardee Land Co.....	244 25	4,885	February	1914
United Thacker Coal Co.....	350 00	7,000	April	1914
Silliman Land Co.....	19 25	385	April	1914
Davis-Eakin Lumber Co.....	50 00	1,000	May	1914
West Virginia Pulp & Paper Co.....	1,000 00	20,000	May	1914
New River & Pocahontas Coal & Coke Co.....	313 20	6,264	June	1914
Maryland Mining & Fruit Co.....	200 00	4,000	November	1914
Liberty Coal Co.....	282 92	5,615	August	1914
Wetzel Coal & Coke Co.....	462 50	9,250	September	1914
Appalachian Coal & Timber Co.....	60	12	September	1914
U. S. Coal & Coke Co.....	175 00	3,500	March	1915
Northfork Lumber Co.....	325 00	6,500	June	1915
Elkins Coal & Coke Co.....	750 00	15,000	August	1915
Huntley Lumber Co.....	100 00	2,000	September	1915
Elkhora Coal Corporation.....	300 00	6,000	November	1915
Huntington Development & Gas Co.....	16,500 00	330,000	May	1916
Monongahela Valley Traction Co.....	1,000 00	20,000	June	1916
Four States Coal Co.....	225 00	4,500	July	1916

Black Betsey Consolidated Coal Co.....	229.00	4,418	July	1916
Monongalia Coal Land Co.....	650.00	13,000	July	1916
West Virginia Coal & Coke Co.....	5,750.00	115,000	January	1917
Davis Eakin Lumber Co.....	350.00	7,000	April	1917
Pardee & Curtin Lumber Co.....	1,500.00	30,000	April	1917
Western Pocahontas Fuel Co.....	250.00	5,000	April	1917
Potts Valley Furnace & Mining Co.....	300.00	6,000	June	1917
Merchants Coal Corporation.....	175.00	3,500	July	1917
Davis Coal & Coke Co.....	650.00	130,000	August	1917
U. S. Coal & Coke Co.....	200.00	4,000	October	1917
Piney Coking Coal Land Co.....	350.00	7,000	October	1917
West Virginia Coal & Lumber Co.....	300.00	6,000	November	1917
Elkhorn Piney Coal Mining Co.....	256.45	5,129	February	1918
Federal Coal Co.....	2,150.00	43,000	April	1918
New Gauley Coal Corporation.....	2,000.00	40,000	October	1918
Siler Coal and Land Co.....	150.00	3,000	January	1919
Raleigh-Wyoming Coal Co.....	425.00	8,500	April	1919
Davis Lumber Co.....	100.00	2,000	July	1919
Barnsdale Coal Co.....	350.00	7,000	August	1919
Penn-Mary Coal Co.....	2,500.00	50,000	December	1919
Ell Marlin Lumber Co.....	100.00	2,000	January	1920
Elkhorn Piney Coal Mining Co.....	19.10	382,000	March	1920
Ayrshire Corporation.....	600.00	12,000	March	1920
Carbon Fuel Co.....	250.00	5,000	April	1920
New River Co.....	550.00	11,000	April	1920
Bethlehem Mines Corporation.....	2,500.00	50,000	May	1920
U. S. Coal & Coke Co.....	1,000.00	20,000	September	1920
Connellsville By-Product Coal Co.....	250.00	5,000	September	1920
Windsor Power House Coal Co.....	10.00	200	December	1920
New River Co.....	250.00	5,000	March	1921
Lorain Coal & Dock Co.....	300.00	6,000	April	1921
Windsor Power House Coal Co.....	90.00	1,800	December	1921
<b>Total</b> .....	<b>\$190,847.61</b>	<b>3,935,936</b>	.....	.....

## SUMMARY STATEMENT

## STATEMENT OF RECEIPTS, DISBURSEMENTS AND BALANCES OF EACH FUND FOR THE FISCAL YEAR ENDING JUNE 30, 1921

## State Fund—General Revenue

Balance June 30, 1920.....	\$ 44,071.75
Receipts during 1921.....	6,048,394.58
<b>Total</b> .....	<b>\$ 6,092,466.33</b>
Disbursements during 1921.....	5,894,176.00
<b>Balance June 30, 1921</b> .....	<b>\$ 198,290.33</b>

## State Fund—Special Revenue

Balance June 30, 1920.....	\$ 347,217.20
Receipts during 1921.....	1,516,704.54
<b>Total</b> .....	<b>\$ 1,863,921.74</b>
Disbursements during 1921.....	1,469,956.05
<b>Balance June 30, 1921</b> .....	<b>\$ 393,965.69</b>

## State Fund—County, District and Municipal Revenue

Balance June 30, 1920.....	\$ 223,803.81
Receipts during 1921.....	6,807,763.23
<b>Total</b> .....	<b>\$ 7,031,567.04</b>
Disbursements during 1921.....	6,913,095.11
<b>Balance June 30, 1921</b> .....	<b>\$ 118,471.93</b>

## General School Fund

Balance June 30, 1920.....	\$ 482,923.03
Receipts during 1921.....	992,015.19
<b>Total</b> .....	<b>\$ 1,474,938.22</b>
Disbursements during 1921.....	808,858.02
<b>Balance June 30, 1921</b> .....	<b>\$ 666,080.20</b>

## The School Fund

Balance June 30, 1920.....	\$ 7,000.00
Receipts during 1921.....	63,200.00
Total.....	\$ 70,200.00
Disbursements during 1921.....	64,500.00
Balance June 30, 1921.....	\$ 5,700.00

## State Road Fund

Balance June 30, 1920.....	\$ 933,234.11
Receipts during 1921.....	3,195,591.98
Total.....	\$ 4,128,826.09
Disbursements during 1921.....	2,786,828.16
Balance June 30, 1921.....	\$ 1,341,997.93

## Virginia Debt Bond Sinking Fund

Balance June 30, 1920.....	\$ 498,061.89
Receipts during 1921.....	1,618,041.08
Total.....	\$ 2,116,122.97
Disbursements during 1921.....	2,110,623.61
Balance June 30, 1921.....	\$ 5,500.36

## Workmen's Compensation Fund

Balance June 30, 1920.....	\$ 13,568.13
Receipts during 1921.....	4,998,923.67
Total.....	\$ 4,912,491.80
Disbursements during 1921.....	4,876,960.83
Balance June 30, 1921.....	\$ 35,530.98

## All Funds

Balance June 30, 1920.....	\$ 2,549,899.93
Receipts during 1921.....	25,140,634.37
Total.....	\$27,690,534.19
Disbursements during 1921.....	24,924,996.77
Balance June 30, 1921.....	\$ 2,765,537.42

## SUMMARY OF RECEIPTS AND DISBURSEMENTS, 1921

## STATEMENT I

## State Fund—General Revenue

Months	Receipts	Disbursements	Balance
Balance June 30, 1920.....			\$ 44,071.76
1920			
July.....	\$ 398,607.24	\$ 516,204.88	
August.....	163,259.85	409,250.11	
September.....	610,523.13	327,909.95	
October.....	371,400.80	330,955.90	
November.....	145,510.81	343,358.44	
December.....	518,369.69	375,205.36	
1921			
January.....	664,457.47	377,193.90	
February.....	419,423.46	353,469.08	
March.....	596,618.04	405,648.52	
April.....	952,048.16	355,052.24	
May.....	525,213.08	1,594,740.49	
June.....	682,963.85	506,187.13	
Totals.....	\$ 6,048,394.53	\$ 5,894,176.00	
Receipts over Disbursements.....			154,218.53
Balance June 30, 1921.....			\$ 198,290.33

## STATEMENT II

## State Fund—Special Revenue

Months	Receipts	Disbursements	Balance
Balance June 30, 1920.....			\$ 347,217.20
1920			
July.....	\$ 84,283.16	\$ 129,987.96	
August.....	229,119.69	129,559.95	
September.....	82,237.94	83,578.57	
October.....	173,151.07	115,066.18	
November.....	80,566.19	128,436.20	
December.....	107,416.56	120,128.24	
1921			
January.....	158,867.88	109,804.32	
February.....	168,746.23	128,520.63	
March.....	169,915.31	127,659.16	
April.....	84,508.86	128,243.63	
May.....	18,455.82	132,290.28	
June.....	179,435.53	136,680.93	
Totals.....	\$ 1,516,704.54	\$ 1,469,956.05	
Receipts over Disbursements.....			46,748.49
Balance June 30, 1921.....			\$ 393,965.69

## STATEMENT III

## State Fund—County, District and Municipal Revenue

Months	Receipts	Disbursements	Balance
Balance June 30, 1920.....			\$ 223,803.81
1920			
July.....	\$ 36,492.27	\$ 667.56	
August.....	7,133.32	22,569.46	
September.....	25,225.47	4,628.49	
October.....	20,770.06	9.59	
November.....	74,368.54	269.16	
December.....	17,041.10	52,090.33	
1921			
January.....	6,437,209.37	185,756.75	
February.....	15,850.29	8,760.94	
March.....	13,007.07	5,526,856.63	
April.....	68,289.23	973,920.91	
May.....	53,442.03	37,296.37	
June.....	38,934.48	100,268.87	
Totals.....	\$ 6,807,763.23	\$ 6,913,095.11	
Disbursements over Receipts.....			105,331.88
Balance June 30, 1921.....			\$ 118,471.93

## STATEMENT IV

## General School Fund

Months	Receipts	Disbursements	Balance
Balance June 30, 1920.....			\$ 482,923.03
1920			
July.....	\$ 81,861.52	\$ 23,920.99	
August.....	116,348.22	20,881.10	
September.....	118,628.37	22,173.54	
October.....	79,253.56	12,523.53	
November.....	56,231.91	300,161.93	
December.....	108,964.86	79,298.78	
1921			
January.....	90,457.18	10,295.04	
February.....	52,591.57	16,680.33	
March.....	11,381.56	248,435.03	
April.....	84,914.40	33,027.49	
May.....	80,562.87	22,160.94	
June.....	110,819.17	19,299.32	
Totals.....	\$ 992,015.19	\$ 808,858.02	
Receipts over Disbursements.....			183,157.17
Balance June 30, 1921.....			\$ 666,080.20

## STATEMENT V

## The School Fund

Months	Receipts	Disbursements	Balance
Balance June 30, 1920.....			\$ 7,000.00
1920			
July.....	\$ 6,000.00	\$ 7,000.00	
August.....	11,900.00	17,500.00	
September.....	9,000.00		
October.....	500.00		
December.....	1,000.00		
1921			
January.....	9,500.00	20,000.00	
February.....	10,000.00	10,000.00	
May.....	4,300.00		
June.....	11,000.00	10,000.00	
Totals.....	\$ 63,200.00	\$ 64,500.00	
Disbursements over Receipts.....			1,300.00
Balance June 30, 1921.....			\$ 5,700.00

## STATEMENT VI

## State Road Fund

Months	Receipts	Disbursements	Balance
Balance June 30, 1920.....			\$ 933,234.11
1920			
July.....	\$ 57,657.81	\$ 138,205.89	
August.....	136,129.81	279,216.17	
September.....	150,074.84	673,917.35	
October.....	135,579.33	160,053.87	
November.....	100,973.47	185,304.70	
December.....	179,757.13	172,719.70	
1921			
January.....	603,229.23	79,255.04	
February.....	121,717.84	190,737.77	
March.....	201,773.46	106,520.23	
April.....	195,640.71	465,145.93	
May.....	1,134,657.42	123,131.34	
June.....	173,400.93	207,620.17	
Totals.....	\$ 3,195,591.98	\$ 2,796,828.16	
Receipts over Disbursements.....			408,763.82
Balance June 30, 1921.....			\$ 1,341,997.93

## STATEMENT VII

## Virginia Debt Bond Sinking Fund

Months	Receipts	Disbursements	Balance
Balance June 30, 1920.....			\$ 498,081.89
1920			
July.....	\$ 11,066.08	\$ 14,056.62	
August.....	49,693.56		
September.....	73,556.28		
October.....	31,910.96	702,962.24	
November.....	24,417.85	8,455.49	
December.....	411,567.18	626,792.30	
1921			
January.....	555,201.59	7,542.37	
February.....	80,416.63	13,591.91	
March.....	114,862.23	118,917.10	
April.....	91,496.03	61,430.76	
May.....	126,116.78	115,890.06	
June.....	46,835.96	440,983.76	
Totals.....	\$ 1,618,041.08	\$ 2,110,622.61	
Disbursements over Receipts.....			492,581.53
Balance June 30, 1921.....			\$ 5,500.36

## STATEMENT VIII

## Workmen's Compensation Fund

Months	Receipts	Disbursements	Balance
Balance June 30, 1920.....			\$ 13,568.13
1920			
July.....	\$ 374,238.67	\$ 351,289.86	
August.....	369,015.34	347,591.99	
September.....	473,603.05	445,342.23	
October.....	419,097.81	311,900.99	
November.....	449,914.45	287,807.57	
December.....	665,272.06	800,556.15	
1921			
January.....	610,042.42	730,696.73	
February.....	325,539.86	302,187.60	
March.....	244,729.90	357,304.65	
April.....	222,525.83	229,952.16	
May.....	341,462.11	277,053.12	
June.....	403,482.17	435,277.68	
Totals.....	\$ 4,898,923.67	\$ 4,876,960.82	
Receipts over Disbursements.....			21,962.85
Balance June 30, 1921.....			\$ 35,530.98

## STATEMENT IX

## All Funds

Months	Receipts	Disbursements	Balance
Balance June 30, 1920.....			\$ 2,549,899.92
1920			
July.....	\$ 1,051,106.70	\$ 1,181,333.76	
August.....	1,082,599.79	1,226,568.78	
September.....	1,522,848.08	1,557,550.13	
October.....	1,231,663.59	1,633,472.30	
November.....	931,983.22	1,253,793.49	
December.....	2,009,388.58	2,226,790.86	
1921			
January.....	9,128,965.14	1,520,544.15	
February.....	1,194,285.88	1,023,948.35	
March.....	1,352,287.57	6,891,341.37	
April.....	1,699,423.22	2,246,773.12	
May.....	2,284,210.11	2,307,562.60	
June.....	1,651,872.39	1,855,317.86	
Totals.....	\$25,140,634.27	\$24,924,996.77	
Receipts over Disbursements.....			215,637.50
Balance June 30, 1921.....			\$ 2,765,537.42

## THE TREASURY IN ACCOUNT WITH VARIOUS FUNDS, 1921

## STATEMENT X

## State Fund—General Revenue

1920			
Balance Year Ended June 30 1920.....			\$ 44,071.75
July 31 Receipts during July.....			398,607.24
Aug. 31 Receipts during August.....			163,259.85
Sept. 30 Receipts during September.....			610,522.13
			\$ 1,216,460.97
July 31 Disbursements during July.....			\$ 516,204.88
Aug. 31 Disbursements during August.....			409,250.11
Sept. 30 Disbursements during September.....			327,909.95
Overdraft End of First Quarter.....			36,903.97
			\$ 1,216,460.97
Oct. 31 Receipts during October.....			\$ 371,400.80
Nov. 30 Receipts during November.....			145,510.81
Dec. 31 Receipts during December.....			518,369.69
			\$ 1,035,281.30

	Overdraft from First Quarter.....	\$ 36,903.97
Oct. 31	Disbursements during October.....	330,965.90
Nov. 30	Disbursements during November.....	343,358.44
Dec. 31	Disbursements during December.....	375,206.36
	Overdraft End of Second Quarter.....	51,142.37
		<u>\$ 1,035,281.30</u>
<b>1921</b>		
Jan. 31	Receipts during January.....	\$ 664,457.47
Feb. 28	Receipts during February.....	419,423.46
Mar. 31	Receipts during March.....	596,618.04
		<u>\$ 1,680,498.97</u>
	Overdraft from Second Quarter.....	\$ 51,142.37
Jan. 31	Disbursements during January.....	377,193.90
Feb. 28	Disbursements during February.....	353,466.08
Mar. 31	Disbursements during March.....	406,648.52
	Balance End of Third Quarter.....	493,045.10
		<u>\$ 1,680,498.97</u>
	Balance from Third Quarter.....	\$ 493,045.10
Apr. 30	Receipts during April.....	952,048.16
May 31	Receipts during May.....	525,213.08
June 30	Receipts during June.....	682,963.85
		<u>\$ 2,653,270.19</u>
Apr. 30	Disbursements during April.....	\$ 355,052.24
May 31	Disbursements during May.....	1,594,740.49
June 30	Disbursements during June.....	505,187.13
	Balance End of Fourth Quarter.....	198,290.33
		<u>\$ 2,653,270.19</u>
	Balance Year Ended June 30, 1921.....	<u>\$ 198,290.33</u>

## STATEMENT XI

## State Fund—Special Revenue

<b>1920</b>		
	Balance Year Ended June 30, 1920.....	\$ 347,217.20
July 31	Receipts during July.....	84,283.16
Aug. 31	Receipts during August.....	229,119.69
Sept. 30	Receipts during September.....	62,237.94
		<u>\$ 722,857.99</u>
July 31	Disbursements during July.....	\$ 129,987.96
Aug. 31	Disbursements during August.....	129,559.95
Sept. 30	Disbursements during September.....	83,578.57
	Balance End of First Quarter.....	379,731.51
		<u>\$ 722,857.99</u>
	Balance from First Quarter.....	\$ 379,731.51
Oct. 31	Receipts during October.....	173,151.07
Nov. 30	Receipts during November.....	80,566.19
Dec. 31	Receipts during December.....	107,416.56
		<u>\$ 740,865.33</u>
Oct. 31	Disbursements during October.....	\$ 115,066.18
Nov. 30	Disbursements during November.....	128,436.20
Dec. 31	Disbursements during December.....	120,128.24
	Balance End of Second Quarter.....	377,234.71
		<u>\$ 740,865.33</u>
<b>1921</b>		
	Balance from Second Quarter.....	\$ 377,234.71
Jan. 31	Receipts during January.....	158,867.88
Feb. 28	Receipts during February.....	168,746.23
Mar. 31	Receipts during March.....	169,915.31
		<u>\$ 874,764.13</u>

Jan. 31	Disbursements during January	\$ 109,804.32
Feb. 28	Disbursements during February	128,520.63
Mar. 31	Disbursements during March	127,659.16
	Balance End of Third Quarter	508,780.02
		<hr/>
		\$ 874,764.13
	Balance from Third Quarter	\$ 508,780.02
Apr. 30	Receipts during April	84,508.86
May 31	Receipts during May	18,455.82
June 30	Receipts during June	179,435.83
		<hr/>
		\$ 791,180.53
Apr. 30	Disbursements during April	\$ 128,243.63
May 31	Disbursements during May	132,290.28
June 30	Disbursements during June	136,680.93
	Balance End of Fourth Quarter	393,965.69
		<hr/>
		\$ 791,180.53
	Balance Year Ended June 30, 1921	\$ 393,965.69

## STATEMENT XII

## County District and Municipal Revenue

1920	Balance Year Ended June 30, 1920	\$ 223,803.81
July 31	Receipts during July	36,492.27
Aug. 31	Receipts during August	7,133.32
Sept. 30	Receipts during September	25,225.47
		<hr/>
		\$ 292,654.87
July 31	Disbursements during July	\$ 667.56
Aug. 31	Disbursements during August	22,569.46
Sept. 30	Disbursements during September	4,628.49
	Balance End of First Quarter	264,789.36
		<hr/>
		\$ 292,654.87
	Balance from First Quarter	\$ 264,789.36
Oct. 31	Receipts during October	20,770.06
Nov. 30	Receipts during November	74,368.54
Dec. 31	Receipts during December	17,041.10
		<hr/>
		\$ 376,969.06
Oct. 31	Disbursements during October	\$ 9.59
Nov. 30	Disbursements during November	269.16
Dec. 31	Disbursements during December	52,090.33
	Balance End of Second Quarter	324,599.98
		<hr/>
		\$ 376,969.06
1921	Balance from Second Quarter	\$ 324,599.98
Jan. 31	Receipts during January	6,437,209.37
Feb. 28	Receipts during February	15,850.29
Mar. 31	Receipts during March	13,007.07
		<hr/>
		\$ 6,790,666.71
Jan. 31	Disbursements during January	\$ 185,756.75
Feb. 28	Disbursements during February	8,760.94
Mar. 31	Disbursements during March	5,526,856.68
	Balance End of Third Quarter	1,069,292.34
		<hr/>
		\$ 6,790,666.71
	Balance from Third Quarter	\$ 1,069,292.34
Apr. 30	Receipts during April	68,289.23
May 31	Receipts during May	53,442.03
June 30	Receipts during June	38,934.48
		<hr/>
		\$ 1,229,958.08
Apr. 30	Disbursements during April	\$ 973,920.91
May 31	Disbursements during May	37,296.37
June 30	Disbursements during June	100,268.87
	Balance End of Fourth Quarter	118,471.93
		<hr/>
		\$ 1,229,958.08
	Balance Year Ended June 30, 1921	\$ 118,471.93



## STATEMENT XIII

## General School Fund

<b>1920</b>			
	Balance Year Ended June 30, 1920.....	\$	482,923.03
July 31	Receipts during July.....		81,861.52
Aug. 31	Receipts during August.....		116,348.22
Sept. 30	Receipts during September.....		118,628.37
		\$	799,761.14
July 31	Disbursements during July.....	\$	23,920.99
Aug. 31	Disbursements during August.....		20,881.10
Sept. 30	Disbursements during September.....		22,173.54
	Balance End of First Quarter.....		732,785.51
		\$	799,761.14
	Balance from First Quarter.....	\$	732,785.51
Oct. 31	Receipts during October.....		79,253.56
Nov. 30	Receipts during November.....		56,231.91
Dec. 31	Receipts during December.....		108,964.86
		\$	977,235.84
Oct. 31	Disbursements during October.....	\$	12,523.53
Nov. 30	Disbursements during November.....		300,161.93
Dec. 31	Disbursements during December.....		79,298.78
	Balance End of Second Quarter.....		585,251.60
		\$	977,235.84
<b>1921</b>			
	Balance from Second Quarter.....	\$	585,251.60
Jan. 31	Receipts during January.....		90,457.18
Feb. 28	Receipts during February.....		52,591.57
Mar. 31	Receipts during March.....		11,381.56
		\$	739,681.91
Jan. 31	Disbursements during January.....	\$	10,295.04
Feb. 28	Disbursements during February.....		16,680.33
Mar. 31	Disbursements during March.....		248,435.03
	Balance End of Third Quarter.....		464,271.51
		\$	739,681.91
	Balance from Third Quarter.....	\$	464,271.51
Apr. 30	Receipts during April.....		84,914.40
May 31	Receipts during May.....		80,562.87
June 30	Receipts during June.....		110,819.17
		\$	740,567.95
Apr. 30	Disbursements during April.....	\$	33,027.49
May 31	Disbursements during May.....		22,160.94
June 30	Disbursements during June.....		19,299.32
	Balance End of Fourth Quarter.....		666,080.20
		\$	740,567.95
	Balance Year Ended June 30, 1921.....	\$	666,080.20

## STATEMENT XIV

## The School Fund

<b>1920</b>			
	Balance Year Ended June 30, 1920.....	\$	7,000.00
July 30	Receipts during July.....		6,000.00
Aug. 31	Receipts during August.....		11,900.00
Sept. 30	Receipts during September.....		9,000.00
		\$	33,900.00
July 30	Disbursements during July.....	\$	7,000.00
Aug. 31	Disbursements during August.....		17,500.00
Sept. 30	Disbursements during September.....		9,400.00
	Balance End of First Quarter.....		9,400.00
		\$	33,900.00

	Balance from First Quarter .....	\$ 9,400 00
Oct. 31	Receipts during October .....	500 00
Nov. 30	Receipts during November .....	.....
Dec. 31	Receipts during December .....	1,000 00
		<u>\$ 10,900 00</u>
Oct. 31	Disbursements during October .....	\$ .....
Nov. 30	Disbursements during November .....	.....
Dec. 31	Disbursements during December .....	.....
	Balance End of Second Quarter .....	10,900 00
	<b>1921</b>	
	Balance from Second Quarter .....	\$ 10,900 00
Jan. 31	Receipts during January .....	9,500 00
Feb. 28	Receipts during February .....	10,000 00
Mar. 31	Receipts during March .....	.....
		<u>\$ 30,400 00</u>
Jan. 31	Disbursements during January .....	\$ 20,000 00
Feb. 28	Disbursements during February .....	10,000 00
Mar. 31	Disbursements during March .....	.....
	Balance End of Third Quarter .....	400 00
		<u>\$ 30,400 00</u>
	Balance from Third Quarter .....	\$ 400 00
Apr. 30	Receipts during April .....	.....
May 31	Receipts during May .....	4,300 00
June 30	Receipts during June .....	11,000 00
		<u>\$ 15,700 00</u>
Apr. 30	Disbursements during April .....	\$ .....
May 31	Disbursements during May .....	.....
June 30	Disbursements during June .....	10,000 00
	Balance End of Fourth Quarter .....	5,700 00
		<u>\$ 15,700 00</u>
	Balance Year Ended June 30, 1921 .....	\$ 5,700 00

## STATEMENT XV

## State Road Fund

	Balance Year Ended June 30, 1920 .....	\$ 933,234 11
July 31	Receipts during July .....	57,657 81
Aug. 31	Receipts during August .....	136,129 81
Sept. 30	Receipts during September .....	150,074 84
		<u>\$ 1,277,096 57</u>
July 31	Disbursements during July .....	\$ 138,205 89
Aug. 31	Disbursements during August .....	279,216 17
Sept. 30	Disbursements during September .....	673,917 35
	Balance End of First Quarter .....	185,757 16
		<u>\$ 1,277,096 57</u>
	Balance from First Quarter .....	\$ 185,757 16
Oct. 31	Receipts during October .....	135,579 33
Nov. 30	Receipts during November .....	100,973 47
Dec. 31	Receipts during December .....	179,757 13
		<u>\$ 602,067 09</u>
Oct. 31	Disbursements during October .....	\$ 160,053 87
Nov. 30	Disbursements during November .....	185,304 70
Dec. 31	Disbursements during December .....	172,719 70
	Balance End of Second Quarter .....	83,988 82
		<u>\$ 602,067 09</u>
	<b>1921</b>	
	Balance from Second Quarter .....	\$ 83,988 82
Jan. 31	Receipts during January .....	603,229 23
Feb. 28	Receipts during February .....	121,717 84
Mar. 31	Receipts during March .....	201,773 46
		<u>\$ 1,010,709 .</u>

Jan. 31	Disbursements during January.....	\$ 79,255.04
Feb. 28	Disbursements during February.....	190,737.77
Mar. 31	Disbursements during March.....	106,820.23
	Balance End of Third Quarter.....	634,196.31
		<u>\$ 1,010,709.35</u>
	Balance from Third Quarter.....	\$ 634,196.31
Apr. 30	Receipts during April.....	195,640.71
May 31	Receipts during May.....	1,134,657.42
June 30	Receipts during June.....	178,400.93
		<u>\$ 2,142,895.37</u>
Apr. 30	Disbursements during April.....	\$ 465,145.93
May 31	Disbursements during May.....	128,131.34
June 30	Disbursements during June.....	207,620.17
	Balance End of Fourth Quarter.....	1,341,997.93
		<u>\$ 2,142,895.37</u>
	Balance Year Ended June 30, 1921.....	\$ 1,341,997.93

## STATEMENT XVI

## Virginia Debt Bond Sinking Fund

1920		
	Balance Year Ended June 30, 1920.....	\$ 498,081.89
July 31	Receipts during July.....	11,966.03
Aug. 31	Receipts during August.....	49,693.56
Sept. 30	Receipts during September.....	73,556.28
		<u>\$ 633,297.76</u>
July 31	Disbursements during July.....	\$ 14,056.62
Aug. 31	Disbursements during August.....	
Sept. 30	Disbursements during September.....	
	Balance End of First Quarter.....	<u>\$ 619,241.14</u>
		<u>\$ 633,297.76</u>
	Balance from First Quarter.....	\$ 619,241.14
Oct. 31	Receipts during October.....	31,910.96
Nov. 30	Receipts during November.....	24,417.85
Dec. 31	Receipts during December.....	411,567.18
		<u>\$ 1,087,137.13</u>
Oct. 31	Disbursements during October.....	\$ 702,962.24
Nov. 30	Disbursements during November.....	8,455.49
Dec. 31	Disbursements during December.....	626,792.30
	Overdraft End of Second Quarter.....	251,072.90
		<u>\$ 1,087,137.13</u>
1921		
Jan. 31	Receipts during January.....	\$ 555,201.59
Feb. 28	Receipts during February.....	80,416.63
Mar. 31	Receipts during March.....	114,862.23
		<u>\$ 750,480.45</u>
	Overdraft from Second Quarter.....	\$ 251,072.90
Jan. 31	Disbursements during January.....	7,542.37
Feb. 28	Disbursements during February.....	13,591.91
Mar. 31	Disbursements during March.....	118,917.10
	Balance End of Third Quarter.....	359,356.17
		<u>\$ 750,480.45</u>
	Balance from Third Quarter.....	\$ 359,356.17
Apr. 30	Receipts during April.....	91,496.03
May 31	Receipts during May.....	126,116.78
June 30	Receipts during June.....	46,835.96
		<u>\$ 623,804.94</u>
Apr. 30	Disbursements during April.....	\$ 61,430.76
May 31	Disbursements during May.....	115,890.06

June 30	Disbursements during June .....	440,983 76
	Balance End of Fourth Quarter .....	5,500 36
		<b>\$ 623,804 94</b>
	Balance Year Ended June 30, 1921 .....	<b>\$ 5,500 36</b>

## STATEMENT XVII

## Workmen's Compensation Fund

1920	Balance Year Ended June 30, 1920 .....	\$ 13,568 13
July 31	Receipts during July .....	374,238 67
Aug. 31	Receipts during August .....	369,015 24
Sept. 30	Receipts during September .....	473,603 06
		<b>\$ 1,230,425 19</b>
July 31	Disbursements during July .....	\$ 351,289 86
Aug. 31	Disbursements during August .....	347,591 99
Sept. 30	Disbursements during September .....	445,342 23
	Balance End of First Quarter .....	86,201 11
		<b>\$ 1,230,425 19</b>
	Balance from First Quarter .....	\$ 86,201 11
Oct. 31	Receipts during October .....	419,097 81
Nov. 30	Receipts during November .....	449,014 45
Dec. 31	Receipts during December .....	665,272 06
		<b>\$ 1,620,485 43</b>
Oct. 31	Disbursements during October .....	\$ 311,900 99
Nov. 30	Disbursements during November .....	287,807 57
Dec. 31	Disbursements during December .....	800,556 15
	Balance End of Second Quarter .....	220,220 72
		<b>\$ 1,620,485 43</b>
1921	Balance from Second Quarter .....	\$ 220,220 72
Jan. 31	Receipts during January .....	610,042 42
Feb. 28	Receipts during February .....	325,539 86
Mar. 31	Receipts during March .....	244,729 90
		<b>\$ 1,400,532 90</b>
Jan. 31	Disbursements during January .....	\$ 730,696 73
Feb. 28	Disbursements during February .....	302,187 69
Mar. 31	Disbursements during March .....	357,304 65
	Balance End of Third Quarter .....	10,343 83
		<b>\$ 1,400,532 90</b>
	Balance from Third Quarter .....	\$ 10,343 83
Apr. 30	Receipts during April .....	222,525 83
May 31	Receipts during May .....	341,462 11
June 30	Receipts during June .....	403,482 17
		<b>\$ 977,813 94</b>
Apr. 30	Disbursements during April .....	\$ 229,052 16
May 31	Disbursements during May .....	277,053 12
June 30	Disbursements during June .....	435,277 68
	Balance End of Fourth Quarter .....	35,530 98
		<b>\$ 977,813 94</b>
	Balance Year Ended June 30, 1921 .....	<b>\$ 35,530 98</b>

## STATEMENT XVIII

## All Funds

1920	Balance Year Ended June 30, 1920 .....	\$ 2,549,899 92
July 31	Receipts during July .....	1,051,106 70
Aug. 31	Receipts during August .....	1,082,599 79
Sept. 30	Receipts during September .....	1,522,848 08
		<b>\$ 6,206,454 49</b>

July 31	Disbursements during July.....	\$ 1,181,333 76
Aug. 31	Disbursements during August.....	1,226,568 78
Sept. 30	Disbursements during September.....	1,557,550 13
	Balance End of First Quarter.....	2,241,001 82
		<b>\$ 6,206,454 49</b>
	Balance from First Quarter.....	\$ 2,241,001 82
Oct. 31	Receipts during October.....	1,231,663 59
Nov. 30	Receipts during November.....	931,983 22
Dec. 31	Receipts during December.....	2,009,388 58
		<b>\$ 6,414,037 21</b>
Oct. 31	Disbursements during October.....	\$ 1,633,472 30
Nov. 30	Disbursements during November.....	1,253,793 49
Dec. 31	Disbursements during December.....	2,226,790 86
	Balance End of Second Quarter.....	1,299,980 56
		<b>\$ 6,414,037 21</b>
1921		
	Balance from Second Quarter.....	\$ 1,299,980 56
Jan. 31	Receipts during January.....	9,128,965 14
Feb. 28	Receipts during February.....	1,194,285 88
Mar. 31	Receipts during March.....	1,352,287 57
		<b>\$12,975,519 15</b>
Jan. 31	Disbursements during January.....	\$ 1,520,544 15
Feb. 28	Disbursements during February.....	1,023,948 35
Mar. 31	Disbursements during March.....	6,891,341 37
	Balance End of Third Quarter.....	3,539,685 28
		<b>\$12,975,519 15</b>
	Balance from Third Quarter.....	\$ 3,539,685 28
Apr. 30	Receipts during April.....	1,699,423 22
May 31	Receipts during May.....	2,284,210 11
June 30	Receipts during June.....	1,651,872 39
		<b>\$ 9,175,191 00</b>
Apr. 30	Disbursements during April.....	\$ 2,246,773 12
May 31	Disbursements during May.....	2,307,562 60
June 30	Disbursements during June.....	1,855,317 86
	Balance End of Fourth Quarter.....	2,765,537 42
		<b>\$ 9,175,191 00</b>
	Balance Year Ended June 30, 1921.....	<b>\$ 2,765,537 42</b>

## STATEMENT XIX

## RECEIPTS FOR THE FISCAL YEAR ENDED JUNE 30, 1921

## State Fund—General Revenue

State Tax.....	1915 Levy.....	\$ 2,067 13	
State Tax.....	1917 Levy.....	930 41	
State Tax.....	1918 Levy.....	4,733 12	
State Tax.....	1919 Levy.....	88,288 61	
State Tax.....	1920 Levy.....	976,331 64	\$ 1,072,350 91
Public Service Corporation.....	1917 Levy.....	\$ 109 17	
Public Service Corporation.....	1918 Levy.....	28 47	
Public Service Corporation.....	1919 Levy.....	128 28	
Public Service Corporation.....	1920 Levy.....	344,560 93	\$ 344,826 85
Fees—Auditor's Office.....	1921.....		\$ 68,661 75
Fees—Secretary of State, App.....	1920.....	\$ 2,161 30	
Fees—Secretary of State, App.....	1921.....	26,056 36	28,217 66
Fees—Examination of Banks.....	1921.....		11,708 69
Fees—Public Service Commission.....	1921.....		33 25
Fees—Commissioner of Pharmacy.....	1921.....		1,207 00
License Tax on Charters.....	1918.....	\$ 900 00	
License Tax on Charters.....	1919.....	2,513 34	

License Tax on Charters.....	1920.....	4,107.00	
License Tax on Charters.....	1921.....	419,702.88	
License Tax on Charters.....	1922.....	475,779.39	903,002.61
<hr/>			
License Tax on Charters New Incorporations.....	1920.....	\$ 803.57	
License Tax on Charters New Incorporation.....	1921.....	104,346.04	106,149.61
<hr/>			
License Tax on Charters (Land Tax).....			1,810.00
License to sell Books, Maps, etc.....			10.00
Redeposit of Outstanding Checks.....			624.69
Sale of Books.....	1920.....	\$ 70.25	
Sale of Books.....	1921.....	2,629.50	2,699.75
<hr/>			
Sale of Old Property.....			205.78
Special Excise Tax.....	1916.....	\$ 124.93	
Special Excise Tax.....	1917.....	1,304.20	
Special Excise Tax.....	1918.....	1,388.58	
Special Excise Tax.....	1919.....	5,607.15	
Special Excise Tax.....	1920.....	197,720.64	
Special Excise Tax.....	1921.....	1,126,087.28	1,332,232.78
<hr/>			
Statutory Attorney Fees.....	1918.....	\$ 10.00	
Statutory Attorney Fees.....	1919.....	20.00	
Statutory Attorney Fees.....	1920.....	70.00	
Statutory Attorney Fees.....	1921.....	6,492.62	
Statutory Attorney Fees.....	1922.....	10,030.00	16,622.62
<hr/>			
Statutory Attorney Fees, New Incorporations.....	1920.....	\$ 20.00	
Statutory Attorney Fees, New Incorporations.....	1921.....	1,650.00	1,670.00
<hr/>			
Tax on Seal.....	1920.....	\$ 398.00	
Tax on Seal.....	1921.....	4,596.00	4,994.00
<hr/>			
Tax on Insurance.....			419,918.54
Tax on Col. Inheritances.....			685,305.91
West Virginia Reform School Inmates.....	1919.....	\$ 19.86	
West Virginia Reform School Inmates.....	1920.....	3,584.09	
West Virginia Reform School Inmates.....	1921.....	14,493.92	18,097.87
<hr/>			
West Virginia Reform School Transferred from Board of Control Fund.....			25.19
Sale Fairmont School Property.....			22,500.00
Rent of Rifle Range.....			500.00
Rent of Island Kanawha River.....			10.00
<hr/>			
Total Net Receipts—General Revenue.....			\$ 5,052,385.46
Transfer from State Road Fund.....			800,000.00
Refund to Appropriations.....			191,153.24
Receipts in Error Refunded:			
State Tax.....		\$ 1,022.44	
Fees—Auditor's Office.....		35.00	
License Tax on Charters.....		556.45	
Redeposit O. S. Checks.....		.50	
Special Excise Tax.....		1,376.56	
Statutory Attorney Fees.....		10.00	
Collateral Inheritance Taxes.....		1,854.93	4,855.88
<hr/>			
Grand Total Receipts—General Revenue.....			\$ 6,048,394.58
<hr/>			
<b>State Fund—Special Revenue</b>			
Chief Inspector of Public Offices.....		\$ 39,611.96	
Clothing—Deaf and Blind School.....		2,340.03	
Clothing—Deaf and Blind School, Refunds.....		122.65	
Fees—Investment Companies.....		2,973.00	
Fees—Investment Companies, Refunds.....		365.30	
Fees—Board of Health.....		6,949.36	
U. S. Department of Health, Bureau of Venereal Diseases.....		12,682.59	
Rockefeller Foundation.....		5,020.83	
Fire Marshal Tax.....		39,512.47	
Fire Marshal Tax—Refund of Loan, etc.....		27,022.00	
Fertilizer Tax.....		18,200.00	
Stock Food.....		35,550.00	
Nursery Registration Fees.....		1,850.00	
Hunters' License.....		26,062.50	
Hunters' License—Refunds.....		415.53	
Huntington Hospital—Inmates.....		24,003.62	
Militia Fines and Collections.....		1,000.00	
Special License Tax—Public Service Corporations.....		60,075.86	
Special License Tax—Refunds.....		9,517.76	
State Council of Defense—War Fund.....		143.28	
State Council of Defense—Refunds.....		2,606.24	
State Board of Control Funds.....			1,200,679.56
<hr/>			
Total Receipts—Special Revenue.....			\$ 1,518,704.54

State Fund—County District and Municipal Revenue

Redemption of Land Taxes.....	\$ 227,409.70
Public Service Corporation Taxes.....	6,580,253.53
<b>Total.....</b>	<b>\$ 6,807,763.23</b>

General School Fund

Capitation Tax.....1916 Levy.....	\$ 130.42	
Capitation Tax.....1918 Levy.....	1,210.90	
Capitation Tax.....1919 Levy.....	66,253.39	
Capitation Tax.....1920 Levy.....	185,867.00	
Capitation Tax.....1921 Levy.....	125,889.90	\$ 279,341.61
<b>Fines.....1916.....</b>	<b>\$ 165.00</b>	
Fines.....1919.....	2,125.29	
Fines.....1920.....	30,038.77	
Fines.....1921.....	6,671.03	39,000.09
<b>Fines—Game and Fish Warden.....</b>	<b></b>	<b>42.50</b>
Interest on Bonds.....		51,724.91
Interest on Deposits.....1919.....	\$ 406.21	
Interest on Deposits.....1920.....	25,889.39	
Interest on Deposits.....1921.....	82,605.09	108,900.69
<b>Marriage Licenses.....1917.....</b>	<b>\$ 308.00</b>	
Marriage Licenses.....1918.....	270.00	
Marriage Licenses.....1919.....	3,225.00	
Marriage Licenses.....1920.....	6,938.00	
Marriage Licenses.....1921.....	18,810.00	29,551.00
<b>License Tax—Sheriffs.....1918.....</b>	<b>\$ 41.25</b>	
License Tax—Sheriffs.....1919.....	1,377.68	
License Tax—Sheriffs.....1920.....	106,592.40	
License Tax—Sheriffs.....1921.....	186,145.73	294,157.06
<b>State Tax—Forfeitures.....</b>	<b></b>	<b>3,378.61</b>
Redemption of Lands.....		19,033.83
Sale and Redemption of Forfeited Lands.....		2,283.72
Sale of Delinquent Lands.....1919.....	\$ 182.48	
Sale of Delinquent Lands.....1920.....	5,017.31	
Sale of Delinquent Lands.....1921.....	2,974.61	8,174.40
<b>Teachers' Examination Fees.....1919.....</b>	<b>\$ 177.30</b>	
Teachers' Examination Fees.....1920.....	158.00	
Teachers' Examination Fees.....1921.....	7,576.72	7,912.02
<b>Teachers' Institute Fees.....1919.....</b>	<b>\$ 139.50</b>	
Teachers' Institute Fees.....1920.....	159.00	
Teachers' Institute Fees.....1921.....	6,411.28	6,709.78
<b>Teachers' Emergency Fees.....</b>	<b></b>	<b>107.71</b>
State Superintendent of Schools Fees.....		1,874.00
National Forest Reserve.....		527.53
Sale of Confiscated Automobiles.....		364.56
<b>Total Net Receipts—General School Fund.....</b>	<b>\$ 963,084.02</b>	
<b>Federal Rehabilitation.....</b>	<b></b>	<b>7,495.31</b>
Refund from Tax Commissioner.....		20,000.00
Refund to Appropriations.....		6,293.51
<b>Receipts in Error Refunded:</b>		
Capitation Tax.....	\$ 48.00	
Fines.....	40.00	
Interest on Deposits.....	1,065.26	
License Tax, Sheriffs.....	2,307.21	
Redemption of Lands.....	5.79	
Sale and Redemption Forfeited Lands.....	691.13	
Sale of Delinquent Lands.....	827.46	
Teachers' Examination Fees.....	157.50	5,142.35
<b>Grand Total Receipts—General School Fund.....</b>	<b>\$ 992,015.19</b>	

The School Fund

Redemption of Bonds.....	\$ 63,200.00
--------------------------	--------------

## State Road Fund

Automobile Licenses.....		\$ 915,522 13	
Dealers' Licenses.....		16,688 58	
Chauffeurs' Licenses.....		33,242 65	
Motorcycle Licenses.....		6,920 50	
Special Privilege Tax.....		192,020 84	
U. S. Department of Agriculture.....		927,471 80	
<b>Total Net Receipts—State Road Fund.....</b>		<b>\$ 2,091,866 50</b>	
Sale of Equipment.....		3,516 76	
Refund of Amount Drawn under Provision of House Bill 46, Acts 1919.....		6,700 49	
Repayment of Loans and Transfers.....		977,800 00	
Receipts in Error Refunded:			
Auto Licenses.....	\$ 9,799 93		
Auto Dealers' Licenses.....	133 75		
Chauffeurs' Licenses.....	67 10		
Motorcycle Licenses.....	22 50		
Special Privilege Taxes.....	957 68	10,980 96	
Refund to Appropriations.....		104,727 27	
<b>Grand Total Receipts—State Road Fund....</b>		<b>\$ 3,195,591 98</b>	

## Workmen's Compensation Fund

Premiums and Deposits.....	\$ 3,187,504 18		
Interest on Funds Invested and Uninvested.....	438,179 34	3,635,683 52	
Redemption of Bonds.....		1,153,100 00	
<b>Total.....</b>		<b>\$ 4,788,783 52</b>	
Receipts in Error and Deposits Refunded.....	\$ 92,132 10		
Refunds to Appropriations.....	18,008 05	110,140 15	
<b>Grand Total—Receipts, Workmen's Compensation Fund.....</b>		<b>\$ 4,898,923 67</b>	

## Virginia Debt Bond Sinking Fund

State Tax.....1919 Levy.....	\$ 274,681 62		
State Tax.....1920 Levy.....	972,120 75	1,246,802 37	
State Tax Public Service Corporation.....1919 Levy.....	\$ 320 01		
State Tax Public Service Corporation.....1920 Levy.....	344,561 32	344,881 33	
State Tax Forfeitures.....		3,378 93	
Fees Registering Bonds.....		97 00	
<b>Total Net Receipts.....</b>		<b>\$ 1,595,159 63</b>	
Receipts in Error Refunded—State Tax.....		18,537 85	
Refund to Appropriations.....		4,343 60	
<b>Grand Total Receipts—Virginia Debt Bond Sinking Fund.....</b>		<b>\$ 1,618,041 08</b>	

## Grand Recapitulation of Receipts

State Fund—General Revenue.....	\$ 6,048,394 58	
State Fund—Special Revenue.....	1,516,704 54	
State Fund—County, District and Municipal.....	6,807,763 23	
General School Fund.....	992,015 19	
The School Fund.....	63,200 00	
State Road Fund.....	3,195,591 98	
Workmen's Compensation Fund.....	4,898,923 67	
Virginia Debt Bond Sinking Fund.....	1,618,041 08	
<b>Total Receipts Fiscal Year 1921.....</b>	<b>\$25,140,634 27</b>	



## STATEMENT XX

## Statement of Appropriations Disbursements and Balances for the Year Ended June 30, 1921

State Fund—General Revenue				
	Total Appropriations Available	Disbursed During the Year	Expired During the Year	Balance End of the Year
<b>Salaries of Officers:</b>				
Governor.....	\$ 6,612 86	\$ 6,612 86	\$ .....	\$ .....
Auditor.....	4,663 80	4,663 80	.....	.....
Treasurer.....	3,985 79	3,985 79	.....	.....
Attorney General.....	4,323 85	4,323 85	.....	.....
Secretary of State.....	4,323 85	4,323 85	.....	.....
Commissioner of Agriculture.....	4,323 85	4,323 85	.....	.....
Keeper of Rolls.....	300 00	300 00	.....	.....
	<u>\$ 28,534 00</u>	<u>\$ 28,534 00</u>	<u>\$ .....</u>	<u>\$ .....</u>
<b>Judiciary:</b>				
Salaries Judges of Supreme Court....	\$ 40,000 00	\$ 40,000 00	\$ .....	\$ .....
Mileage Judges of Supreme Court....	720 40	500 00	220 40	.....
Current and Contingent Expenses....	1,870 82	1,751 23	20 82	98 77
Salaries Judges Circuit Courts.....	125,000 00	124,500 00	500 00	.....
Mileage Judges Circuit Courts.....	4,066 30	1,928 00	1,020 10	1,118 20
Compensation of Special Judges.....	2,420 00	1,685 00	330 00	405 00
Salary Clerk Supreme Court.....	1,500 00	1,500 00	.....	.....
Salary Deputy Clerk Supreme Court....	2,400 00	2,400 00	.....	.....
Salary Stenographer and Clerk Supreme Court.....	1,200 00	1,200 00	.....	.....
Salary Librarian and Messenger.....	1,800 00	1,800 00	.....	.....
Salary Crier.....	812 00	796 00	12 00	4 00
Salary Law Clerks.....	10,500 00	10,500 00	.....	.....
	<u>\$ 192,289 52</u>	<u>\$ 188,560 23</u>	<u>\$ 2,103 32</u>	<u>\$ 1,625 97</u>
<b>Governor's Office:</b>				
Private Secretary.....	\$ 4,000 00	\$ 4,000 00	\$ .....	\$ .....
Stenographers and Clerks.....	3,700 00	3,177 50	200 00	322 50
	<u>\$ 7,700 00</u>	<u>\$ 7,177 50</u>	<u>\$ 200 00</u>	<u>\$ 322 50</u>
<b>Pardon Attorney:</b>				
Salary.....	\$ 3,000 00	\$ 3,000 00	\$ .....	\$ .....
Salary of Stenographer.....	1,200 00	1,160 00	.....	40 00
Current and Contingent Expenses....	348 73	276 56	48 73	23 44
	<u>\$ 4,548 73</u>	<u>\$ 4,436 56</u>	<u>\$ 48 73</u>	<u>\$ 63 44</u>
<b>Auditor's Office:</b>				
Salary Chief Clerk.....	\$ 2,400 00	\$ 2,400 00	\$ .....	\$ .....
Salary Asst. Custodian Bonds.....	2,400 00	2,400 00	.....	.....
Salary Stenographer.....	1,320 00	1,320 00	.....	.....
Salary Corporation Clerk.....	2,100 00	2,100 00	.....	.....
Salary Land Clerk.....	2,000 00	2,000 00	.....	.....
Salary other Clerks.....	21,800 00	21,403 08	.....	396 92
Expense of Insurance Department....	11,000 00	10,810 37	.....	189 63
Filing Cases.....	12,000 00	5,340 24	.....	6,659 76
Index to Land Grants.....	3,500 00	.....	.....	3,500 00
	<u>\$ 58,520 00</u>	<u>\$ 47,773 69</u>	<u>\$ .....</u>	<u>\$ 10,746 31</u>
<b>Treasurer's Office:</b>				
Salaries Clerks, etc.....	\$ 13,666 00	\$ 11,938 09	\$ 1,666 00	\$ 61 91
	<u>\$ 13,666 00</u>	<u>\$ 11,938 09</u>	<u>\$ 1,666 00</u>	<u>\$ 61 91</u>
<b>Attorney General's Office:</b>				
Salary First Assistant.....	\$ 3,800 00	\$ 3,800 00	\$ .....	\$ .....
Salary Second Assistant.....	3,250 00	3,250 00	.....	.....
Salary Third Assistant.....	3,250 00	3,250 00	.....	.....
Salary Reading Clerk.....	1,500 00	1,500 00	.....	.....
Salary Printing Clerk.....	2,100 00	2,100 00	.....	.....
Salary Chief Stenographer.....	1,500 00	1,500 00	.....	.....
Salary Two Stenographers.....	2,400 00	2,400 00	.....	.....
	<u>\$ 17,800 00</u>	<u>\$ 17,800 00</u>	<u>\$ .....</u>	<u>\$ .....</u>

	Total Appro- priations Available	Disbursed During the Year	Expired During the Year	Balance End of the Year
<b>Special Counsel:</b>				
Fire Marshal Tax Refund.....	\$ 5,000 00	\$ 5,000 00	\$ .....	\$ .....
Oil and Gas Tax Litigation.....	50,000 00	17,623 31	.....	32,376 69
Penna. and Ohio vs. State of West Va. .	50,000 00	23,383 04	.....	26,616 96
	<u>\$ 105,000 00</u>	<u>\$ 46,006 35</u>	<u>\$ .....</u>	<u>\$ 58,993 65</u>
<b>Secretary of State's Office:</b>				
Expenses.....	\$ 23,300 00	\$ 23,300 00	\$ .....	\$ .....
Dist. Journals and Bills.....	21,490 00	21,490 00	.....	.....
	<u>\$ 44,790 00</u>	<u>\$ 44,790 00</u>	<u>\$ .....</u>	<u>\$ .....</u>
<b>Commissioner of Agriculture's Office:</b>				
Clerks and Stenographers.....	\$ 10,178 34	\$ 9,821 64	\$ 178 34	\$ 178 36
Destruction of Diseased Animals.....	25,021 42	24,995 13	21 42	4 87
Crop Pest, etc.....	25,039 32	24,982 34	39 32	17 66
Special Agents.....	20,000 00	19,846 37	.....	153 63
Chief Bureau of Markets.....	2,400 00	2,400 00	.....	.....
Traveling Expenses Chief Bureau Mkts	1,000 01	916 87	01	83 13
Traveling Expenses Commissioner.....	1,261 29	1,054 40	205 36	1 53
	<u>\$ 84,900 38</u>	<u>\$ 84,016 75</u>	<u>\$ 444 45</u>	<u>\$ 439 18</u>
<b>Labor Fund:</b>				
Salary of Janitor.....	\$ 1,800 00	\$ 1,800 00	\$ .....	\$ .....
Salary Chief Engineer.....	1,800 00	1,800 00	.....	.....
Salary Night Engineer.....	1,200 00	1,176 78	.....	23 22
Salary two Night Watchmen.....	2,400 00	2,396 68	.....	3 32
Salary Day Fireman.....	1,200 00	1,183 25	.....	16 75
Salary Janitor and Messenger, Board of Control.....	1,200 00	1,200 00	.....	.....
Salary nine Janitors.....	10,800 00	10,576 18	.....	223 82
Salary two Charwomen.....	960 00	960 00	.....	.....
Salary two Elevator Operators.....	1,440 00	1,250 00	.....	190 00
Caretaker Public Grounds.....	1,200 00	1,177 50	.....	22 50
	<u>\$ 24,000 00</u>	<u>\$ 23,520 39</u>	<u>\$ .....</u>	<u>\$ 479 61</u>
<b>Current and Contingent Expenses:</b>				
Governor, Civil Contingent Fund.....	\$ 15,000 00	\$ 13,416 05	\$ .....	\$ 1,583 95
Auditor's Office.....	5,000 00	3,573 58	.....	1,426 42
Treasurer's Office.....	3,000 00	3,000 00	.....	.....
Attorney General's Office.....	3,547 43	3,104 61	434 80	8 02
Commissioner of Agriculture's Office..	5,001 11	4,309 97	1 11	690 03
	<u>\$ 31,548 54</u>	<u>\$ 27,404 21</u>	<u>\$ 435 91</u>	<u>\$ 3,708 42</u>
<b>State Law Library:</b>				
Salary of Librarian.....	\$ 1,800 00	\$ 1,800 00	\$ .....	\$ .....
Current Expense and Clerk Hire.....	2,250 00	2,250 00	.....	.....
Purchase and Binding Books.....	2,500 00	2,500 00	.....	.....
	<u>\$ 6,550 00</u>	<u>\$ 6,550 00</u>	<u>\$ .....</u>	<u>\$ .....</u>
<b>Capitol Buildings and Grounds:</b>				
Heat, Light, Water, etc.....	\$ 40,000 00	\$ 37,990 75	\$ .....	\$ 2,009 25
Repairs and Improvements.....	5,086 57	5,086 46	.....	.....
Temporary Capital.....	225,000 00	200,280 03	11	24,719 97
Wrecking Old Capitol Building.....	20,000 00	967 85	.....	19,032 15
Repair Capitol Annex.....	4,000 00	727 76	.....	3,272 24
Paving Dickinson Street.....	3,085 55	3,085 55	.....	.....
Paving Capitol Street.....	4,392 51	4,392 51	.....	.....
Rent Armory—Capitol St. Mil.....	4,583 32	4,583 32	.....	.....
Rent Armory—Huntington St. Mil.....	6,030 00	6,030 00	.....	.....
	<u>\$ 312,177 95</u>	<u>\$ 263,144 23</u>	<u>\$ .11</u>	<u>\$ 49,033 61</u>
<b>Governor's Mansion:</b>				
Repairs and Improvements.....	\$ 1,000 00	\$ 158 55	\$ .....	\$ 843 45
Maintenance.....	1,289 17	1,250 00	39 17	.....
Service in Mansion.....	1,380 00	1,380 00	.....	.....
Furniture, etc.....	1,000 00	633 78	.....	366 22
	<u>\$ 4,669 17</u>	<u>\$ 3,420 33</u>	<u>\$ 39 17</u>	<u>\$ 1,209 67</u>

	Total Appro- priations Available	Disbursed During the Year	Expired During the Year	Balance End of the Year
<b>Adjutant General's Office:</b>				
Salary of Adjutant General.....	\$ 3,600 00	\$ 3,600 00	\$ .....	\$ .....
File Cabinets.....	1,000 00	.....	.....	1,000 00
Fire Marshal Tax—Refunds.....	7,000 00	7,000 00	.....	.....
	<u>\$ 11,600 00</u>	<u>\$ 10,600 00</u>	<u>\$ .....</u>	<u>\$ 1,000 00</u>
<b>Department of Public Safety:</b>				
Current General Expenses.....	\$ 355,156 18	\$ 211,925 69	\$ 103,434 11	\$ 39,796 38
Freeman Carte (Pub. Supply).....	1,500 00	1,500 00	.....	.....
	<u>\$ 356,656 18</u>	<u>\$ 213,425 69</u>	<u>\$ 103,434 11</u>	<u>\$ 39,796 38</u>
<b>Printing, Binding and Stationery:</b>				
Public Printing, Binding, Stationery and Storage.....	80,320 10	79,380 21	.....	939 89
Print and Bind Supreme Court Reports	14,611 35	5,571 12	3,611 35	5,428 88
Reprinting Supreme Court Reports....	30,000 00	.....	.....	30,000 00
Legislative Printing, Binding and Stationery.....	125,000 00	117,271 39	.....	7,728 61
To replace Stock Destroyed by Fire....	75,000 00	.....	.....	75,000 00
	<u>\$ 324,931 45</u>	<u>\$ 202,222 72</u>	<u>\$ 3,611 35</u>	<u>\$ 119,097 38</u>
<b>Senate:</b>				
Per Diem Members.....	\$ 15,632 00	\$ 15,584 00	\$ 48 00	\$ .....
Current and Contingent Expenses....	24,472 70	21,141 04	2,459 25	872 41
Mileage Members.....	3,411 20	3,365 80	.....	45 40
Per Diem Officers and Attaches.....	84,583 00	84,583 00	.....	.....
Miscellaneous.....	10,963 32	10,963 32	.....	.....
	<u>\$ 139,072 22</u>	<u>\$ 135,647 16</u>	<u>\$ 2,507 25</u>	<u>\$ 917 81</u>
<b>House of Delegates:</b>				
Per Diem Members.....	\$ 48,632 00	\$ 48,480 00	\$ 56 00	\$ 96 00
Current and Contingent Expenses....	24,778 32	17,662 41	1,276 32	5,837 59
Mileage Members.....	10,692 20	9,966 80	192 20	533 20
Per Diem Officers and Attaches.....	72,034 00	70,678 00	.....	1,356 00
Miscellaneous.....	16,078 81	15,255 96	.....	822 85
	<u>\$ 172,213 33</u>	<u>\$ 162,043 17</u>	<u>\$ 1,524 52</u>	<u>\$ 8,645 64</u>
<b>West Virginia University:</b>				
Current and General Expenses.....	\$ 80,465 40	\$ 80,465 40	\$ .....	\$ .....
Repairs and Improvements.....	25,000 00	25,000 00	.....	.....
Agriculture, Horticulture and Home Extension Work.....	68,420 80	68,420 77	.....	.....
Athletic Board.....	5,000 00	5,000 00	.....	.....
Mining Extension Work.....	10,546 69	10,544 38	.....	2 33
Salaries.....	444,947 36	425,189 11	.....	19,758 25
Building and Land (Law Bldg.).....	124,749 82	1,791 54	.....	122,958 28
Purchase I. C. White Property.....	65,000 00	65,000 00	.....	.....
	<u>\$ 824,130 07</u>	<u>\$ 681,411 18</u>	<u>\$ 03</u>	<u>\$ 142,718 86</u>
<b>West Virginia Experiment Station:</b>				
Current General Expenses.....	\$ 51,260 06	\$ 51,154 90	\$ .....	\$ 105 16
Farm Buildings and Improvements....	15,000 00	15,000 00	.....	.....
Buildings on Reymann Farm.....	17,938 80	7,712 55	.....	10,226 25
Salaries.....	22,500 00	20,285 09	.....	2,214 91
	<u>\$ 106,698 86</u>	<u>\$ 94,152 54</u>	<u>\$ .....</u>	<u>\$ 12,546 32</u>
<b>West Virginia Trades School—Montgomery</b>				
Current General Expenses.....	\$ 3,469 47	\$ 2,533 98	\$ 720 87	\$ 214 62
Repairs and Improvements.....	1,538 14	1,501 50	36 64	.....
Salaries.....	14,196 69	11,141 67	3,055 02	.....
Vocational and Physical Education....	3,480 00	2,570 00	200 00	710 00
	<u>\$ 22,684 30</u>	<u>\$ 17,747 15</u>	<u>\$ 4,012 53</u>	<u>\$ 924 62</u>

	Total Appro- priations Available	Disbursed During the Year	Expired During the Year	Balance End of the Year
<b>Keyser Preparatory Branch University:</b>				
Current General Expenses	\$ 14,500 00	\$ 14,415 72	\$ .....	\$ 84 28
Repairs and Improvements	5,500 00	5,500 00	.....	.....
Salaries	25,000 00	23,095 04	.....	1,904 96
Vocational and Physical Education	6,000 00	6,000 00	.....	.....
Buildings and Lands	5,000 00	4,779 67	.....	220 33
	<u>\$ 56,000 00</u>	<u>\$ 53,790 43</u>	<u>\$ .....</u>	<u>\$ 2,209 57</u>
<b>Concord Normal School:</b>				
Current General Expenses	\$ 6,000 00	\$ 6,000 00	\$ .....	\$ .....
Repairs and Improvements	5,000 00	5,000 00	.....	.....
Salaries	35,008 57	35,008 57	.....	.....
Buildings and Land	55,305 55	55,057 61	.....	247 94
	<u>\$ 101,314 12</u>	<u>\$ 101,066 18</u>	<u>\$ .....</u>	<u>\$ 247 94</u>
<b>Fairmont Normal School:</b>				
Current General Expenses	\$ 11,565 71	\$ 11,109 98	\$ .....	\$ 455 73
Repairs and Improvements	10,000 00	9,214 02	.....	785 98
Salaries	58,844 94	53,961 52	.....	4,883 42
Buildings and Land	66,774 72	1,773 64	.....	65,001 08
	<u>\$ 147,185 37</u>	<u>\$ 76,059 16</u>	<u>\$ .....</u>	<u>\$ 71,126 21</u>
<b>Glenville Normal School:</b>				
Current General Expenses	\$ 5,001 14	\$ 5,001 14	\$ .....	\$ .....
Repairs and Improvements	3,000 00	1,714 83	.....	1,285 17
Salaries	32,956 11	30,495 68	.....	2,460 43
Buildings and Land	5,000 00	4,962 04	.....	37 96
	<u>\$ 45,957 25</u>	<u>\$ 42,173 69</u>	<u>\$ .....</u>	<u>\$ 3,783 56</u>
<b>Marshall College:</b>				
Current General Expenses	\$ 18,227 70	\$ 16,339 60	\$ .....	\$ 1,888 10
Repairs and Improvements	12,500 00	11,498 51	.....	1,001 49
Salaries	98,812 59	88,470 56	3 39	10,338 64
Vocational and Physical Education	5,792 48	5,284 48	.....	508 00
Buildings and Land	40,000 00	40,000 00	.....	.....
	<u>\$ 175,332 77</u>	<u>\$ 161,593 15</u>	<u>\$ 3 39</u>	<u>\$ 13,736 23</u>
<b>Shepherd College Normal School:</b>				
Current General Expenses	\$ 6,384 88	\$ 6,273 73	\$ .....	\$ 111 15
Repairs and Improvements	3,856 95	3,856 95	.....	.....
Salaries	32,246 50	28,368 28	.....	3,878 22
	<u>\$ 42,488 33</u>	<u>\$ 38,498 96</u>	<u>\$ .....</u>	<u>\$ 3,989 37</u>
<b>West Liberty Normal School:</b>				
Current General Expenses	\$ 5,456 09	\$ 5,309 35	\$ 146 74	\$ .....
Repairs and Improvements	3,500 00	3,500 00	.....	.....
Salaries	25,620 04	23,186 34	324 00	2,109 70
	<u>\$ 34,576 13</u>	<u>\$ 31,995 69</u>	<u>\$ 470 74</u>	<u>\$ 2,109 70</u>
<b>West Virginia Collegiate Institute:</b>				
Current General Expenses	\$ 24,125 25	\$ 19,176 47	\$ 29	\$ 4,948 49
Repairs and Improvements	12,000 00	11,996 09	.....	3 91
Salaries	60,686 72	58,565 10	.....	2,121 62
Buildings and Land	15,000 00	15,000 00	.....	.....
	<u>\$ 111,811 97</u>	<u>\$ 104,737 66</u>	<u>\$ 29</u>	<u>\$ 7,074 02</u>
<b>Bluefield Colored Institute:</b>				
Current General Expenses	\$ 4,106 70	\$ 4,054 27	\$ .....	\$ 52 43
Repairs and Improvements	5,000 00	4,991 72	.....	8 28
Salaries	25,152 98	22,529 47	.....	2,623 51
Buildings and Land	13,863 17	13,863 17	.....	.....
	<u>\$ 48,122 85</u>	<u>\$ 45,438 63</u>	<u>\$ .....</u>	<u>\$ 2,684 22</u>

	Total Approp- riations Available	Disbursed During the Year	Expired During the Year	Expired End of the Year
<b>West Virginia Colored Orphans' Home:</b>				
Current General Expenses.....	\$ 12,500.00	\$ 4,799.68	\$ .....	\$ 7,700.32
Repairs and Improvements.....	3,500.00	3,500.00	.....	.....
Buildings and Land.....	2,500.00	2,500.00	.....	.....
	<u>\$ 18,500.00</u>	<u>\$ 10,799.68</u>	<u>\$ .....</u>	<u>\$ 7,700.32</u>
<b>Storer College:</b>				
Salaries.....	\$ 1,300.00	\$ 1,200.00	\$ .....	\$ 100.00
Industrial Department.....	1,625.00	1,500.00	.....	125.00
	<u>\$ 2,925.00</u>	<u>\$ 2,700.00</u>	<u>\$ .....</u>	<u>\$ 225.00</u>
<b>West Virginia School for Deaf and Blind:</b>				
Current General Expenses.....	\$ 45,732.52	\$ 45,732.52	\$ .....	\$ .....
Repairs and Improvements.....	9,070.74	5,071.45	.....	3,999.29
Salaries.....	54,679.75	52,239.09	.....	2,440.66
Buildings and Land.....	53,125.00	12,776.02	.....	40,348.98
	<u>\$ 162,608.01</u>	<u>\$ 115,819.08</u>	<u>\$ .....</u>	<u>\$ 46,788.93</u>
<b>Colored Deaf and Blind School:</b>				
Current General Expenses.....	\$ 10,000.00	\$ 1,996.31	\$ .....	\$ 8,003.69
Buildings and Land.....	30,000.00	.....	.....	30,000.00
	<u>\$ 40,000.00</u>	<u>\$ 1,996.31</u>	<u>\$ .....</u>	<u>\$ 38,003.69</u>
<b>West Virginia Industrial School for Boys:</b>				
Current General Expenses.....	\$ 107,951.20	\$ 107,951.20	\$ .....	\$ .....
Repairs and Improvements.....	7,500.00	7,469.02	.....	30.98
	<u>\$ 115,451.20</u>	<u>\$ 115,420.22</u>	<u>\$ .....</u>	<u>\$ 30.98</u>
<b>West Virginia Penitentiary:</b>				
Current General Expenses.....	\$ 42,444.26	\$ 42,444.26	\$ .....	\$ .....
<b>West Virginia Industrial Home for Girls:</b>				
Current General Expenses.....	\$ 30,000.00	\$ 28,259.40	\$ .....	\$ 1,740.60
Repairs and Improvements.....	8,287.96	6,791.84	.....	1,496.12
	<u>\$ 38,287.96</u>	<u>\$ 35,051.24</u>	<u>\$ .....</u>	<u>\$ 3,236.72</u>
<b>Weston State Hospital, Insane:</b>				
Current General Expenses.....	\$ 220,000.00	\$ 220,000.00	\$ .....	\$ .....
Repairs and Improvements.....	25,619.60	17,132.96	.....	8,486.64
Buildings and Land.....	12,000.00	.....	.....	12,000.00
	<u>\$ 257,619.60</u>	<u>\$ 237,132.96</u>	<u>\$ .....</u>	<u>\$ 20,486.64</u>
<b>Spencer State Hospital, Insane:</b>				
Current General Expenses.....	\$ 120,671.56	\$ 108,497.50	\$ .....	\$ 12,174.06
Repairs and Improvements.....	7,500.00	6,397.55	.....	1,102.45
	<u>\$ 128,171.56</u>	<u>\$ 114,895.05</u>	<u>\$ .....</u>	<u>\$ 13,276.51</u>
<b>Huntington State Hospital, Insane:</b>				
Current General Expenses.....	\$ 120,000.00	\$ 120,000.00	\$ .....	\$ .....
Repairs and Improvements.....	8,068.21	5,546.27	.....	2,521.94
Buildings and Land.....	40,000.00	11,333.40	.....	28,666.60
	<u>\$ 168,068.21</u>	<u>\$ 136,879.67</u>	<u>\$ .....</u>	<u>\$ 31,188.54</u>
<b>State Colored Hospital for Insane:</b>				
Current General Expenses.....	\$ 15,000.00	\$ 6,948.94	\$ .....	\$ 8,051.06
Buildings and Land.....	148,169.01	65,687.08	.....	82,481.93
	<u>\$ 163,169.01</u>	<u>\$ 72,636.02</u>	<u>\$ .....</u>	<u>\$ 90,532.99</u>

	Total Appro- priations Available	Disbursed During the Year	Expired During the Year	Balance End of the Year
<b>Welch Hospital No. 1:</b>				
Current General Expenses.....	\$ 42,000.00	\$ 42,000.00	\$ .....	\$ .....
Repairs and Improvements.....	5,000.00	3,981.49	.....	1,018.51
	<u>\$ 47,000.00</u>	<u>\$ 45,981.49</u>	<u>\$ .....</u>	<u>\$ 1,018.51</u>
<b>McKendree Hospital No. 2:</b>				
Current General Expenses.....	\$ 26,117.94	\$ 26,117.94	\$ .....	\$ .....
Repairs and Improvements.....	5,000.00	4,248.38	.....	751.62
	<u>\$ 31,117.94</u>	<u>\$ 30,366.32</u>	<u>\$ .....</u>	<u>\$ 751.62</u>
<b>Fairmont Hospital No. 3:</b>				
Current General Expenses.....	\$ 32,000.00	\$ 29,548.27	\$ .....	\$ 2,451.73
Repairs and Improvements.....	3,915.54	3,915.54	.....	.....
	<u>\$ 35,915.54</u>	<u>\$ 33,463.81</u>	<u>\$ .....</u>	<u>\$ 2,451.73</u>
<b>West Virginia Children's Home:</b>				
Current General Expenses.....	\$ 10,000.00	\$ 10,000.00	\$ .....	\$ .....
Repairs and Improvements.....	1,000.00	1,000.00	.....	.....
	<u>\$ 11,000.00</u>	<u>\$ 11,000.00</u>	<u>\$ .....</u>	<u>\$ .....</u>
<b>West Virginia Humane Society:</b>				
Field Work and Expenses.....	\$ 30,794.45	\$ 25,541.25	\$ 3,256.97	\$ 1,996.23
	<u>\$ 30,794.45</u>	<u>\$ 25,541.25</u>	<u>\$ 3,256.97</u>	<u>\$ 1,996.23</u>
<b>Community Packing House:</b>				
Demonstration.....	\$ 4,074.74	\$ 4,047.54	\$ .....	\$ 27.20
	<u>\$ 4,074.74</u>	<u>\$ 4,047.54</u>	<u>\$ .....</u>	<u>\$ 27.20</u>
<b>State Tuberculosis Sanitarium:</b>				
Current General Expenses.....	\$ 85,229.60	\$ 85,229.60	\$ .....	\$ .....
Repairs and Improvements.....	15,000.00	15,000.00	.....	.....
Buildings and Land.....	7,500.00	7,500.00	.....	.....
	<u>\$ 107,729.60</u>	<u>\$ 107,729.60</u>	<u>\$ .....</u>	<u>\$ .....</u>
<b>State Colored Tuberculosis Sanitarium:</b>				
Current General Expenses.....	\$ 19,201.66	\$ 18,278.52	\$ 27.18	\$ 895.96
Repairs and Improvements.....	7,818.02	6,930.45	.....	887.57
	<u>\$ 27,019.68</u>	<u>\$ 25,208.97</u>	<u>\$ 27.18</u>	<u>\$ 1,783.53</u>
<b>State Geological and Economic Survey:</b>				
Topographic Mapping.....	\$ 22,461.18	\$ 17,088.08	\$ .....	\$ 5,373.10
Salaries.....	10,250.00	10,250.00	.....	.....
Field and Incidental Expenses.....	2,093.97	1,380.67	.....	713.30
Soil Studies.....	719.02	607.33	.....	111.69
Stream Gauging.....	779.38	611.97	.....	167.41
Publishing Report Tucker and Mineral Counties.....	7,500.00	2,502.45	.....	4,997.55
Publishing Report Nicholas County...	5,000.00	5,000.00	.....	.....
	<u>\$ 48,803.55</u>	<u>\$ 37,440.50</u>	<u>\$ .....</u>	<u>\$ 11,363.05</u>
<b>Forest, Game and Fish Warden:</b>				
Salary—Warden.....	\$ 1,950.00	\$ 1,800.00	\$ .....	\$ 150.00
Salary two Chief Deputy Wardens....	2,600.00	2,400.00	.....	200.00
Mileage and Trav. Expenses Warden.	709.04	584.04	.....	125.00
Current Expenses.....	796.07	477.69	3.77	314.61
Mileage and Traveling Expenses Dep- uty Wardens.....	750.00	744.34	.....	5.66
Current and Contingent Expenses of Deputies.....	874.09	377.09	.....	497.00
	<u>\$ 7,679.20</u>	<u>\$ 6,383.16</u>	<u>\$ 3.77</u>	<u>\$ 1,292.27</u>
<b>Commissioner of Pharmacy:</b>				
Salaries and Expenses.....	\$ 2,227.02	\$ 2,185.44	\$ .....	\$ 31.58

	Total Approp- iations Available	Disbursed During the Year	Expired During the Year	Balance End of the Year
<b>Private Hospitals:</b>				
Wheeling Hospital, treatment laborers, etc.	\$ 10,000.00	\$ 10,000.00	\$ .....	\$ .....
Ohio Valley, Wheeling	15,303.85	8,488.50	4,073.85	2,741.50
King's Daughters, Martinsburg	5,000.00	4,801.00	.....	199.00
City Hospital, Martinsburg	5,000.00	4,794.00	.....	206.00
Barnett, Huntington	1,250.00	1,250.00	.....	.....
St. Joseph's, Parkersburg	2,500.00	2,500.00	.....	.....
City Hospital, Parkersburg	3,016.00	2,486.00	516.00	14.00
Glendale, Moundsville	7,536.00	3,116.62	1,938.00	2,481.38
Harrison, Kimball	1,364.00	1,364.00	.....	.....
Mercer Sanitarium, Bluefield	2,118.00	1,310.00	808.00	.....
St. Francis, Charleston	9,186.00	2,992.00	4,026.00	2,168.00
Huntington, Huntington	2,912.00	.....	1,412.00	1,500.00
Mt. Hope, Huntington	5,000.00	.....	2,500.00	2,500.00
Gutberie, Huntington	2,000.00	.....	1,000.00	1,000.00
Kessler-Hatfield, Huntington	5,000.00	4,646.00	.....	354.00
Mason, Clarksburg	5,000.00	.....	2,500.00	2,500.00
St. Mary's, Clarksburg	2,500.00	2,224.00	.....	276.00
Grafton City, Grafton	2,456.00	447.00	1,128.00	881.00
Roane County, Spencer	3,728.00	2,454.00	386.00	888.00
City, Elkins	2,062.00	2,026.00	.....	36.00
Hill Crest Sanitarium, Charleston	5,126.00	5,120.00	6.00	.....
Lomax Hospital, Bluefield	1,324.00	1,300.00	.....	24.00
View Point Sanitarium, Elm Grove	10,000.00	.....	5,000.00	5,000.00
Hinton Hospital, Hinton	5,000.00	56.00	2,500.00	2,444.00
	<u>\$ 114,381.85</u>	<u>\$ 61,375.12</u>	<u>\$ 27,793.85</u>	<u>\$ 25,212.88</u>
<b>Berkley Springs Board:</b>				
Current General Expenses	\$ 670.78	\$ 446.73	\$ 170.78	\$ 53.27
<b>Florence Crittenden Home, Wheeling</b>				
	\$ 2,800.00	\$ 2,500.00	\$ .....	\$ 300.00
<b>Insurance on Public Buildings:</b>				
Premiums	\$ 31,380.14	\$ 31,380.14	\$ .....	\$ .....
<b>Inauguration Expenses</b>				
	\$ 3,500.00	\$ 2,928.09	\$ .....	\$ 571.91
<b>Pt. Pleasant Battle Monument:</b>				
Park	\$ 1,083.37	\$ 1,000.00	\$ .....	\$ 83.37
Building Retaining Walls	3,000.00	1,965.37	.....	1,034.63
	<u>\$ 4,083.37</u>	<u>\$ 2,965.37</u>	<u>\$ .....</u>	<u>\$ 1,118.00</u>
<b>Rumseyan Society</b>				
	\$ 1,000.00	\$ 632.88	\$ .....	\$ 367.12
<b>General School Fund</b>				
	\$ 100,000.00	\$ 50,000.00	\$ 50,000.00	\$ .....
<b>Legislative Hand Book</b>				
	\$ 8,000.00	\$ 8,000.00	\$ .....	\$ .....
<b>Criminal Charges:</b>				
Criminal Charges	\$ 85,000.78	\$ 84,999.27	\$ 78	\$ 73
Transportation	3,500.00	3,500.00	.....	.....
Extradition	4,045.88	3,355.57	690.29	.....
Lunatics in Jail	4,000.00	.....	2,000.00	2,000.00
	<u>\$ 96,546.64</u>	<u>\$ 91,854.84</u>	<u>\$ 2,691.07</u>	<u>\$ 2,000.73</u>
<b>State Board of Control</b>				
Salaries, Members	\$ 15,376.49	\$ 15,000.00	\$ 376.49	\$ .....
Salaries Buyer, Supt. Const., etc.	16,743.00	15,120.00	1,623.00	.....
Salaries Stenographers	8,485.64	8,400.00	85.64	.....
Traveling Expenses	1,528.89	1,528.89	.....	.....
Current and Contingent Expenses	5,188.98	5,188.98	.....	.....
	<u>\$ 47,323.00</u>	<u>\$ 45,237.87</u>	<u>\$ 2,085.13</u>	<u>\$ .....</u>
<b>Public Service Commission:</b>				
Salaries, Members	\$ 18,000.00	\$ 18,000.00	\$ .....	\$ .....

	Total Appropria- tions Available	Disbursed During the Year	Expired During the Year	Balance End of the Year
<b>Compensation Commissioner:</b>				
Salary, Commissioner.....	\$ 6,000 00	\$ 6,000 00	\$ .....	\$ .....
<b>Tax Commissioner:</b>				
Salary Commissioner.....	\$ 4,388 88	\$ 4,388 88	\$ .....	\$ .....
Salary Chief Assistant.....	3,000 00	3,000 00	.....	.....
Salary Chief Accountant.....	5,000 00	5,000 00	.....	.....
Expenses.....	30,000 00	29,830 40	.....	169 60
Expenses Uniform System of Account- ing.....	7,307 16	5,857 96	307 16	1,142 04
Expenses Auditing State Departments..	9,113 40	8,922 50	113 40	77 50
Expenses Commissioner Prohibition...	80,000 00	79,935 97	.....	64 03
Salary, Chief Excise Deputy.....	3,000 00	3,000 00	.....	.....
Expenses Excise Tax Collectors.....	10,000 00	9,994 78	.....	5 22
Services and Expense Excise Dept.....	7,520 00	7,520 00	.....	.....
Expenses Oil and Gas Tax.....	3 10	.....	3 10	.....
	<b>\$ 159,332 54</b>	<b>\$ 157,450 49</b>	<b>\$ 423 66</b>	<b>\$ 1,458 39</b>
<b>Bureau of Labor:</b>				
Salary Commissioner.....	\$ 3,600 00	\$ 3,600 00	\$ .....	\$ .....
Salary Four Factory Inspectors.....	7,312 00	7,200 00	112 00	.....
Salary Chief Clerk.....	2,400 00	2,400 00	.....	.....
Salary Statistical Clerk.....	1,200 00	1,200 00	.....	.....
Salary Clerks and Stenographers.....	1,800 00	1,800 00	.....	.....
Con. Expenses Weights and Measures	3,155 93	2,815 12	35 12	305 69
Salary Insp. Weights and Measures	3,600 00	3,600 00	.....	.....
Traveling Expenses Insp. Weights and Measures.....	3,019 32	2,975 97	19 32	24 03
Traveling Expenses Factory Inspector and Commissioner.....	7,500 00	7,458 88	.....	41 14
Current and Contingent Expenses....	2,508 98	2,206 29	8 98	293 71
	<b>\$ 36,096 23</b>	<b>\$ 35,256 24</b>	<b>\$ 175 42</b>	<b>\$ 664 57</b>
<b>Commissioner of Banking:</b>				
Salary Commissioner.....	\$ 3,500 00	\$ 3,500 00	\$ .....	\$ .....
Salary of Assistants.....	8,125 11	7,440 55	625 11	50 45
Salary of Stenographer.....	3,000 00	2,302 50	.....	607 50
Traveling Expenses.....	6,793 77	6,296 41	.....	497 36
Current and Contingent Expenses....	1,608 69	1,515 33	8 69	84 67
	<b>\$ 23,027 57</b>	<b>\$ 21,144 79</b>	<b>\$ 633 80</b>	<b>\$ 1,248 98</b>
<b>Department of Mines:</b>				
Salary Chief of Department.....	\$ 5,000 00	\$ 5,000 00	\$ .....	\$ .....
Salary Chief Clerk.....	2,400 00	2,400 00	.....	.....
Salary Statistical Clerk.....	1,500 00	1,500 00	.....	.....
Salary Three Stenographers.....	4,071 67	3,900 00	171 67	.....
Salary Director Rescue Work.....	2,400 00	2,400 00	.....	.....
Salary Sand and Limestone Inspector..	2,100 00	2,100 00	.....	.....
Salary Nineteen Inspectors.....	57,625 00	56,875 00	625 00	125 00
Expenses Nineteen Inspectors.....	21,455 56	18,848 25	1,610 72	996 59
Expense Sand and Limestone Insp....	1,192 07	898 40	97 58	196 09
Purchase Rescue Equipment.....	2,326 00	2,326 00	.....	.....
Current and Contingent Expenses.....	3,014 70	2,938 01	.....	76 69
Traveling Expenses Director and Ex- penses Rescue Stations.....	8,476 60	5,494 56	547 28	2,434 76
	<b>\$ 111,561 60</b>	<b>\$ 104,680 22</b>	<b>\$ 3,052 25</b>	<b>3,829 13</b>
<b>Department Archives and History:</b>				
Salary Chief of Department.....	2,700 00	2,700 00	.....	.....
Salary Curator of Museum.....	1,800 00	1,800 00	.....	.....
Salary Stenographer.....	1,200 00	1,158 14	.....	41 86
Salary Librarian.....	1,500 00	1,000 00	.....	500 00
Salary Chief Cataloguer.....	1,200 00	730 00	.....	470 00
Salary Messenger and Janitor.....	900 00	900 00	.....	.....
Current and Contingent Expenses....	2,251 05	2,027 55	.....	223 50
Purchase Books.....	1,065 30	1,064 66	.....	64
	<b>\$ 12,616 35</b>	<b>\$ 11,380 35</b>	<b>\$ .....</b>	<b>\$ 1,236 00</b>



	Total Appropriations Available	Disbursed During the Year	Expired During the Year	Balance End of the Year
Department of Health:				
Salary Commissioner.....	\$ 4,800.00	\$ 4,800.00	\$.....	\$.....
Current Expenses.....	36,460.20	36,460.00	.20	.....
Bureau of Venereal Diseases.....	7,000.00	7,000.00	.....	.....
Office Rent.....	1,695.00	1,675.00	15.00	5.00
	<u>\$ 49,955.20</u>	<u>\$ 49,935.00</u>	<u>\$ 15.20</u>	<u>\$ 5.00</u>

Miscellaneous:				
Walnut Hill Lithia Water Co.....	\$ 6.00	\$ 6.00	\$.....	\$.....
C. & P. Telephone Co., Service.....	48.50	48.50	.....	.....
S. S. Moore Co.....	22.50	22.50	.....	.....
J. R. Scott.....	.75	.75	.....	.....
Elfrida Moore.....	5.00	5.00	.....	.....
Sam Ragland.....	55.00	55.00	.....	.....
Ed. Scott.....	62.50	62.50	.....	.....
Bert Skyles.....	55.00	55.00	.....	.....
Allen Stokes.....	62.50	62.50	.....	.....
Abney Barnes Co.....	14.25	14.25	.....	.....
Armstrong & Witten.....	158.35	158.35	.....	.....
Goshorn Hardware Co.....	4.00	4.00	.....	.....
Brad Noyes.....	3.10	3.10	.....	.....
Coyle & Richardson.....	8.65	8.65	.....	.....
John Gates & Sons Co.....	1.30	1.30	.....	.....
J. W. Jenkins.....	3.50	3.50	.....	.....
Clara Doust.....	2.50	2.50	.....	.....
Underwood Typewriter Co.....	5.00	5.00	.....	.....
Tri-Pure Water Co.....	11.85	11.85	.....	.....
R. A. Winder, Mis.....	150.00	150.00	.....	.....
E. F. Deihl.....	74.68	74.68	.....	.....
Widow Chas. Walker.....	1,500.00	300.00	.....	1,200.00
Earl Buffington.....	80.57	80.57	.....	.....
Bessie Day.....	125.50	125.50	.....	.....
Edw. R. Evans.....	150.00	150.00	.....	.....
A. A. Lilly, Attorney Fee, Virginia Debt.....	500.00	500.00	.....	.....
	<u>\$ 3,111.00</u>	<u>\$ 1,911.00</u>	<u>\$.....</u>	<u>\$ 1,200.00</u>
Total Fixed Appropriations.....	<u>\$ 5,977,462.29</u>	<u>\$ 4,895,887.19</u>	<u>\$ 210,830.98</u>	<u>\$ 870,744.12</u>

Refunds and Transfers:				
Auditor's Office, other Clerks.....	\$ 2,000.00	\$ 2,000.00	\$.....	\$.....
Secretary of State's Office, Expenses..	10,014.46	10,014.46	.....	.....
Comr. of Agriculture, Dest. of Diseased Animals.....	60.00	60.00	.....	.....
Comr. of Agr., Crop Pest Law, etc.....	1,715.52	1,715.52	.....	.....
Comr. of Agr., Special Agents.....	1,000.00	1,000.00	.....	.....
Current and Contingent Expenses—				
Governor, Civil Contingent Fund...	25.68	25.68	.....	.....
Cur. & Cont. Exp., Auditor's Office...	125.16	125.16	.....	.....
Cur. & Cont. Exp., Atty. General's Office.....	.90	.90	.....	.....
Capitol Bldg. and Grounds, Heat, Light, etc.....	4,088.50	4,088.50	.....	.....
Capitol Bldg. and Grounds, Temporary Capitol.....	23.50	23.50	.....	.....
Governor's Mansion and Grounds, Maintenance.....	112.93	112.93	.....	.....
Printing, Binding and Stationery.....	126,431.43	126,431.43	.....	.....
Senate Current and Cont. Expenses..	2,954.00	2,954.00	.....	.....
Senate, Per Diem Officers and Attaches	379.00	379.00	.....	.....
House, Per Diem Members.....	394.00	394.00	.....	.....
House, Cur. & Cont. Expense.....	540.00	540.00	.....	.....
House, Mileage Members.....	326.20	326.20	.....	.....
House, Per Diem Officers and Attaches	1,330.00	1,330.00	.....	.....
W. Va. University, Current General Expenses.....	2,288.47	2,288.47	.....	.....
W. Va. University, Agri., Horti. and Home Extension Work.....	1,553.59	1,553.59	.....	.....
W. Va. University, Salaries.....	556.66	556.66	.....	.....
W. Va. Experiment Station, Current General Expenses.....	5,218.75	5,218.75	.....	.....
West Liberty Normal School, Current General Expenses.....	65.10	65.10	.....	.....
W. Va. Collegiate Institute, Current General Expenses.....	175.20	175.20	.....	.....
W. Va. Collegiate Institute, Salaries..	75.00	75.00	.....	.....

	Total Appropriations Available	Disbursed During the Year	Expired During the Year	Balance End of the Year
W. Va. Colored Orphan's Home, Current General Expenses.....	13.77	13.77		
W. Va. School for Deaf and Blind, Current General Expenses.....	76.25	76.25		
Colored Deaf and Blind School, Current General Expenses.....	7.90	7.90		
Weston State Hospital, Insane, Repairs and Improvements.....	2.25	2.25		
State Colored Hospital for Insane, Current General Expenses.....	280.63	280.63		
Welch Hospital No. 1, Current General Expenses.....	1,428.74	1,428.74		
McKendree Hospital No. 2, Current General Expenses.....	132.00	132.00		
Fairmont Hospital No. 3, Current General Expenses.....	570.10	570.10		
W. Va. Humane Society.....	167.35	167.35		
Com Packing House, Demonstration.....	60.00	60.00		
State Tuberculosis Sanitarium, Current General Expenses.....	499.67	499.67		
State Tuberculosis Sanitarium, Buildings and Land.....	139.21	139.21		
Glendale Hospital, Moundsville.....	60.00	60.00		
Insurance on Public Buildings.....	209.46	209.46		
Criminal Charges, Extradition.....	149.09	149.09		
Tax Commissioner, Expenses.....	75.00	75.00		
Tax Commissioner, Expense of Auditing State Departments.....	97.50	97.50		
Tax Commissioner, Exp. Comr. Prohibition.....	25,212.59	25,212.59		
Comr. Banking, Traveling Expenses.....	114.08	114.08		
Dept. Archives and History, Purchasing Books.....	10.35	10.35		
Dept. of Health, Current General Expenses.....	130.40	130.40		
Dept. of Health, Bureau Venereal Diseases.....	253.85	253.85		
	\$ 191,153.24	\$ 191,153.24	\$	\$
<b>Blank Appropriations:</b>				
Publishing List Delinquent Corp.....	\$ 107.20	\$ 107.20	\$	\$
Virginia Debt Settlement, Expenses.....	2,172.49	2,172.49		
Ref. Erroneous Receipts into Treasury.....	4,855.88	4,855.88		
	\$ 7,135.57	\$ 7,135.57	\$	\$
<b>Transfer:</b>				
Refund of Transfer from Road Fund.....	\$ 800,000.00	\$ 800,000.00	\$	\$
<b>Grand Totals—General Revenue.....</b>	<b>\$ 6,975,751.10</b>	<b>\$ 5,894,176.00</b>	<b>\$ 210,830.98</b>	<b>\$ 870,744.12</b>

## Recapitulation

Balance 1920 Appropriations unexpended, as of June 30, 1920.....	\$ 603,787.84
Appropriations for 1921, as of June 30, 1920.....	3,802,602.86
Appropriations for 1921 by Legislature 1920, E. S.....	14,100.65
Appropriations for 1921 by Legislature 1921, E. S.....	1,556,970.94
Refunds to Appropriations during 1921.....	191,153.24
Blank Appropriations.....	7,135.57
Transfer.....	800,000.00
	\$ 6,975,751.10
Disbursements during the Year.....	\$ 5,894,176.00
Expired during the Year.....	210,830.98
<b>Balance Unexpired Appropriations June 30, 1921.....</b>	<b>\$ 870,744.12</b>

## State Fund—Special Revenue

Chief Inspector, Pub. Offices.....	\$ 39,695.27	\$ 39,552.21	\$	\$ 143.06
Clothing Deaf and Blind.....	4,168.85	3,126.71		1,042.14
Fees, Investment Companies.....	6,567.71	2,777.58		3,790.13
Fees, Board of Health.....	9,783.12	4,183.07		5,600.05
Bureau Venereal Diseases.....	14,204.45	13,375.61		828.84
Rockefeller Foundation.....	5,556.10	3,366.57		2,189.53
Fire Marshal Tax.....	70,282.23	22,722.47		47,559.76
Fertilizer Tax.....	18,677.84	18,644.78		33.06

	Total Appropriations Available	Disbursed During the Year	Expired During the Year	Balance End of the Year
Stock Food.....	35,864.46	35,810.94		53.52
Nursery Insp. Certificate.....	1,918.01	1,752.36		165.65
Hunter's License.....	40,157.93	7,466.84		32,689.09
Huntington Hospital, Inmates.....	29,046.17	1,198.27		27,847.90
Militia Fines and Collections.....	1,016.04	1,002.70		13.34
Special License Tax, P. S. Corporations.....	104,108.24	69,403.15		34,705.09
State Council of Defense, War Fund.....	8,921.08	8,032.00		889.08
Expenses Oil and Gas Tax Litigation.....	2,918.84	2,683.91		234.93
State Board of Control Funds.....	1,471,034.80	1,234,853.88		236,180.92
	<b>\$ 1,863,921.74</b>	<b>\$ 1,460,956.05</b>		<b>\$ 393,965.69</b>

## Recapitulation

Balance June 30, 1920.....	\$ 347,217.20
Receipts during 1921.....	1,516,704.54
<b>Total.....</b>	<b>\$ 1,863,921.74</b>
Disbursements during 1921.....	1,460,956.05
<b>Balance June 30, 1921.....</b>	<b>\$ 393,965.69</b>

## State Fund—County District and Municipal Revenue

Redemption of Land Taxes.....	\$ 447,138.57	\$ 334,613.68	\$	\$ 112,524.89
Public Service Corporation Taxes.....	6,584,428.47	6,578,481.43		5,947.04
	<b>\$ 7,031,567.04</b>	<b>\$ 6,913,095.11</b>		<b>\$ 118,471.93</b>

## Recapitulation

Balance June 30, 1920.....	\$ 223,803.81
Receipts during 1921.....	6,807,763.23
<b>Total.....</b>	<b>\$ 7,031,567.04</b>
Disbursements during 1921.....	6,913,095.11
<b>Balance June 30, 1921.....</b>	<b>\$ 118,471.93</b>

## General School Fund

Salary State Superintendent Schools.....	\$ 4,323.85	\$ 4,323.85	\$	\$
Salary of Clerk.....	2,400.00	2,400.00		
Salary of other Clerks.....	11,635.79	11,300.00	335.79	
Salary of Stenographers.....	2,459.15	2,400.00	59.15	
Salary and Exp. Supt. Colored Schools.....	3,435.73	3,028.67	35.73	371.33
Expenses State Superintendent.....	502.32	433.56	2.32	66.44
Current and Contingent Expense.....	4,612.40	4,233.53	12.40	366.47
Printing, Binding and Stationery.....	18,746.71	18,743.33	3.38	
Compensation Institute Teachers.....	10,000.00	9,823.45		176.55
Cost of Certifying Delinquent Taxes.....	7,700.00	7,700.00		
Expense Uniform Examinations.....	9,500.00	9,500.00		
Part Salary Supt. High Schools.....	2,200.00	1,800.00	400.00	
State School Code Commission.....	116.57		116.57	
	<b>\$ 77,632.52</b>	<b>\$ 75,686.39</b>	<b>\$ 965.34</b>	<b>\$ 980.79</b>

## State Board of Education

Per Diem and Expenses.....	\$ 3,000.00	\$	\$ 1,500.00	\$ 1,500.00
Salaries, Six Members.....	6,000.00	4,750.00		1,250.00
Expenses Members and Secretary.....	2,023.90	1,594.60	23.90	405.40
Salary and Traveling Expense Secy.....	2,300.30	1,994.25	30	305.75
Salary two Advisory Members.....	2,000.00	1,500.00		500.00
Expenses two Advisory Members.....	501.75	498.15	1.75	1.85
	<b>\$ 15,825.95</b>	<b>\$ 10,337.00</b>	<b>\$ 1,525.95</b>	<b>\$ 3,963.00</b>

## Rehabilitation and Vocational Education

Smith Hughes Law.....	\$ 3,771.82	\$ 1,649.05	\$ 771.82	\$ 1,350.95
State Rehabilitation.....	4,000.00			4,000.00
	<b>\$ 7,771.82</b>	<b>\$ 1,649.05</b>	<b>\$ 771.82</b>	<b>\$ 5,350.95</b>

	Total Appropriations Available	Disbursed During the Year	Expired During the Year	Balance End of the Year
<b>Distribution of General School Fund</b>				
Teachers' Fund.....	\$ 394,080 00	\$ 394,080 00	\$ .....	\$ .....
Building Fund.....	120,448 00	120,448 00	.....	.....
State Aid to High Schools.....	128,055 00	89,229 50	25 50	38,800 00
Salaries County Superintendents.....	90,072 43	89,607 56	.....	464 87
	<u>\$ 732,655 43</u>	<u>\$ 693,365 06</u>	<u>\$ 25 50</u>	<u>\$ 39,264 87</u>
Totals—Fixed Appropriations.....	\$ 833,885 72	\$ 781,037 50	\$ 3,288 61	\$ 49,559 61

<b>Refunds and Transfers</b>				
Salaries of other Clerks.....	\$ 32 22	\$ 32 22	\$ .....	\$ .....
Current and Contingent Expenses.....	822 10	822 10	.....	.....
Printing, Binding and Stationery.....	976 82	976 82	.....	.....
Compensation Institute Instructors.....	2,027 62	2,027 62	.....	.....
Expenses Uniform Examinations.....	200 00	200 00	.....	.....
Vocational Education—Smith-Hughes.....	308 50	308 50	.....	.....
Sup. App. General School Fund, Teachers	1,585 00	1,585 00	.....	.....
State Aid to High Schools.....	94 50	94 50	.....	.....
Salaries of County Superintendents.....	246 75	246 75	.....	.....
	<u>\$ 6,293 51</u>	<u>\$ 6,293 51</u>	<u>\$ .....</u>	<u>\$ .....</u>

<b>Blank Appropriations</b>				
Federal Rehabilitation.....	\$ 2,164 21	\$ 2,164 21	\$ .....	\$ .....
Accrued Interest on Bonds Purchased....	1,050 28	1,050 28	.....	.....
Publishing Sale Delinquent Taxes.....	3,170 17	3,170 17	.....	.....
Refund Erroneous Receipts into Treasury	5,142 35	5,142 35	.....	.....
	<u>\$ 11,527 01</u>	<u>\$ 11,527 01</u>	<u>\$ .....</u>	<u>\$ .....</u>

<b>Transfers</b>				
Transfer to Com. Prohibition.....	\$ 10,000 00	\$ 10,000 00	\$ .....	\$ .....
Grand Totals General School Fund.	\$ 861,706 24	\$ 808,858 02	\$ 3,288 61	\$ 49,559 61

<b>Recapitulation</b>				
Balance 1920 Appropriations unexpended, as of June 30, 1921.....				\$ 10,061 44
Appropriations for 1921 as of June 30, 1921.....				277,800 00
Appropriations for 1921 by Legislature 1921, E. S.....				31,496 28
Refunds and Transfers.....				6,293 51
Blank Appropriations.....				11,527 01
Transfer.....				10,000 00
General School Fund—Teachers.....				394,080 00
General School Fund—Building.....				120,448 00
				<u>\$ 861,706 24</u>
Disbursements during 1921.....		\$ 808,858 02		
Expirations during 1921.....		3,288 61		812,146 63
Balance Unexpended June 30, 1921.....				\$ 49,559 61

<b>The School Fund</b>				
Investments (Purchase of Bonds).....	\$ 64,500 00	\$ 64,500 00	\$ .....	\$ .....

<b>Recapitulation</b>				
Balance June 30, 1920.....				\$ 7,000 00
Receipts during 1921.....				63,200 00
Total.....				<u>\$ 70,200 00</u>
Disbursements during 1921.....				64,500 00
Balance Uninvested June 30, 1921.....				\$ 5,700 00

	Total Appropriations Available	Disbursed During the Year	Expired During the Year	Balance End of the Year
<b>State Road Fund</b>				
Salary Road Com., Salaries of Members	\$ 8,392.17	\$ 7,666.64	\$ .....	\$ 725.53
Salary Office Assistant Engineer	3,000.00	3,000.00	.....	.....
Salaries of Assistant Engineers, etc.	59,000.00	58,979.71	.....	20.29
Traveling and Incidental Expenses	13,000.00	12,141.55	.....	858.45
Office Rent	4,500.00	4,482.48	.....	17.52
Office Supplies and Contingent Expenses	25,857.08	25,630.94	.....	226.14
Collecting and Distributing Statistics	9,000.00	8,498.40	.....	501.60
Expense of Testing Material	6,300.00	6,300.00	.....	.....
Salary and Expenses Field Agent	4,000.00	4,000.00	.....	.....
Auto Tags and Expense Distribution	33,500.00	33,500.00	.....	.....
Salary Clerks Auto Bureau	11,500.00	11,133.05	.....	366.95
Expense of House Bill No. 46	39,900.68	6,700.49	33,200.19	.....
Current General Expenses	5,500.00	334.00	.....	5,166.00
	<b>\$ 223,449.93</b>	<b>\$ 182,367.26</b>	<b>\$ 33,200.19</b>	<b>\$ 7,882.48</b>

Distribution State Road Fund	\$ 3,177,257.04	\$ 1,419,619.56	\$ .....	\$ 1,757,637.48
Distribution Special Privilege Tax	93,988.36	88,333.11	.....	5,655.25
	<b>\$ 3,271,245.40</b>	<b>\$ 1,507,952.67</b>	<b>\$ .....</b>	<b>\$ 1,763,292.73</b>

Refund of Erroneous Receipts into Treasury	\$ 10,980.96	\$ 10,980.96	\$ .....	\$ .....
--	--------------	--------------	----------	----------

**Refunds and Transfers**

Salaries Assistant Engineers	\$ 1,287.43	\$ 1,287.43	\$ .....	\$ .....
Traveling Expenses	69.32	69.32	.....	.....
Office Rent	214.15	214.15	.....	.....
Office Supplies and Contingent Exp.	100,603.52	100,603.52	.....	.....
Collecting Statistics	373.14	373.14	.....	.....
Salary Clerks Auto Bureau	5.00	5.00	.....	.....
District State Road Fund	2,174.71	2,174.71	.....	.....
	<b>\$ 104,727.27</b>	<b>\$ 104,727.27</b>	<b>\$ .....</b>	<b>\$ .....</b>

**Transfers**

Transfer to General Revenue	\$ 800,000.00	\$ 800,000.00	\$ .....	\$ .....
Transfer Printing, Binding and Stationery	100,000.00	100,000.00	.....	.....
Transfer Exp. Secretary of State	10,000.00	10,000.00	.....	.....
Transfer Cur. Exp. Dept. Schools	800.00	800.00	.....	.....
Transfer Office Sup. Road Commission	70,000.00	70,000.00	.....	.....
	<b>\$ 980,800.00</b>	<b>\$ 980,800.00</b>	<b>\$ .....</b>	<b>\$ .....</b>

<b>Grand Totals State Road Fund</b>	<b>\$ 4,591,203.56</b>	<b>\$ 2,786,828.16</b>	<b>\$ 33,200.19</b>	<b>\$ 1,771,175.21</b>
-------------------------------------	------------------------	------------------------	---------------------	------------------------

**Recapitulation**

Apportionment State Road Fund to Counties 1920 as of June 30, 1920				\$ 1,685,417.04
Apportionment State Road Fund for Fiscal Year 1921				1,491,840.00
Apportionment Special Privilege Tax as of June 30, 1920				41,968.82
Apportionment Special Privilege for 6 months, January 1 to June 30, 1920				32,065.67
Apportionment Special Privilege for 6 months July 1 to December 31, 1920				19,954.07
Balance Unexpended Appropriations for 1920 as of June 30, 1920				49,557.27
Appropriations for Fiscal Year 1921 as of June 30, 1920				114,000.00
Appropriations for Fiscal Year 1921, Legislature 1921 E. S.				59,892.66
Refunds to Appropriations				104,727.27
Refunds of Erroneous Receipts into Treasury				10,980.96
Transfers				980,800.00
				<b>\$ 4,591,203.56</b>
Disbursements during 1921		\$ 2,786,828.16		
Expirations during 1921		33,200.19		2,820,028.35
<b>Balance Unexpended June 30, 1921</b>				<b>\$ 1,771,175.21</b>

**Virginia Debt Bond Sinking Fund**

Purchase of \$2,024,800.00 (par value) of Bonds	\$ 1,644,958.37	\$ 1,639,458.01	\$ .....	\$ 5,500.36
Purchase of \$6,098.74 (par value) of Fractional Certificates	4,867.93	4,867.93	.....	.....
Interest on Bonds Purchased	25,899.65	25,899.65	.....	.....

	Total Appro- prios Available	Disbursed During the Year	Expired During the Year	Balance End of the Year
Interest on Outstanding Registered and Coupon Bonds.....	417,240.20	417,240.20	.....	.....
Cash Paid in Lieu of Coupon Bonds.....	275.37	275.37	.....	.....
	<u>\$ 2,093,241.52</u>	<u>\$ 2,087,741.16</u>	<u>\$ .....</u>	<u>\$ 5,500.36</u>

## Blank Appropriations

Receipts in Error Refunded.....	\$ 18,537.85	\$ 18,537.85	\$ .....	\$ .....
---------------------------------	--------------	--------------	----------	----------

## Disbursements in Error Refunded

Interest on Bonds Purchased.....	\$ 2,725.63	\$ 2,725.63	\$ .....	\$ .....
Expenses.....	1,617.97	1,617.97	.....	.....
	<u>\$ 4,343.60</u>	<u>\$ 4,343.60</u>	<u>\$ .....</u>	<u>\$ .....</u>

Grand Totals Virginia Debt Bond Sinking Fund.....	<u>\$ 2,116,122.97</u>	<u>\$ 2,110,622.61</u>	<u>\$ .....</u>	<u>\$ 5,500.36</u>
--	------------------------	------------------------	-----------------	--------------------

## Recapitulation

Balance in Treasury June 30, 1920.....				\$ 498,081.89
Receipts during the Year 1921.....				1,618,041.08
				<u>\$ 2,116,122.97</u>
Disbursements during the Year 1921.....				2,110,622.61
Balance in Treasury June 30, 1921.....				<u>\$ 5,500.36</u>

## Workmen's Compensation Fund

Awards or Benefits.....	\$ 1,653,478.17	\$ 1,617,947.19	\$ .....	\$ 35,530.98
Administrative Expenses.....	142,106.19	142,106.19	.....	.....
Accrued Interest.....	46,791.60	46,791.60	.....	.....
Audit.....	4,475.69	4,475.69	.....	.....
	<u>\$ 1,846,851.65</u>	<u>\$ 1,811,320.67</u>	<u>\$ .....</u>	<u>\$ 35,530.98</u>

Investment.....	\$ 2,955,500.00	\$ 2,955,500.00	\$ .....	\$ .....
-----------------	-----------------	-----------------	----------	----------

Disbursements in Error Refunded.....	\$ 18,008.05	\$ 18,008.05	\$ .....	\$ .....
Refund Erroneous Receipts and Deposits.....	\$ 92,132.10	\$ 92,132.10	\$ .....	\$ .....

Grand Total Workmen's Compensa- tion Fund.....	<u>\$ 4,912,491.80</u>	<u>\$ 4,876,960.82</u>	<u>\$ .....</u>	<u>\$ 35,530.98</u>
---	------------------------	------------------------	-----------------	---------------------

## Recapitulation

Balance in Treasury June 30, 1920.....				\$ 13,568.13
Receipts during the Year 1921.....				4,898,923.67
				<u>\$ 4,912,491.80</u>
Disbursements during the Year 1921.....				4,876,960.82
Balance in Treasury June 30, 1921.....				<u>\$ 35,530.98</u>

## Grand Recapitulation of Disbursements

State Fund—General Revenue.....	\$ 5,894,176.00
State Fund—Special Revenue.....	1,469,956.05
State Fund—County, District and Municipal.....	6,913,045.11
General School Fund.....	868,858.02
The School Fund.....	64,500.00
State Road Fund.....	2,786,828.16
Workmen's Compensation Fund.....	4,876,960.82
Virginia Debt Bond Sinking Fund.....	2,110,622.61

\$24,924,996.77

## STATEMENT XXI

Receipts Disbursements and Balances of State Board of Control Funds for the Fiscal Year Ended June 30, 1921

INSTITUTIONS	Total Amount Available for the Year	Disbursements During the Year	Unexpended Balance at End of the Year
<b>University</b>			
Morrill Fund.....	\$ 40,200.00	\$ 23,283.24	\$ 6,916.76
Smith-Lever.....	117,808.67	108,461.54	9,347.13
General Education Board.....	3,500.00	3,827.50	*327.50
Student Fees.....	43,985.93	34,850.61	9,135.32
Music.....	15,037.25	8,993.65	6,043.60
Athletic Fees.....	38,729.50	38,631.26	98.24
Book Store Fees.....	30,625.00	35,432.93	*4,807.93
Laboratory Fees.....	14,285.07	13,636.36	648.71
Women's Hall.....	49,627.46	49,974.03	*346.57
Farm.....	17,551.84	22,058.28	*4,506.44
Medical Fees.....	5,034.00	4,807.06	226.94
Uniforms.....	288.92	288.92	.....
Floating Endowment Fund.....	5,000.00	5,000.00	.....
Special Floating Endowment.....	5,000.00	5,000.00	.....
Endowment Interest.....	5,289.02	4,989.02	300.00
Extension Fund.....	536.57	503.18	33.39
War Training.....	5,547.19	5,547.27	*.08
Special State Council of Defense.....	2,473.13	1,230.62	1,242.51
A. C. Blake.....	320.00	320.00	.....
Smith-Hughes.....	13,881.91	3,122.18	10,759.73
Miscellaneous.....	1,979.83	1,239.54	740.29
Athenaeum.....	2,151.75	2,114.24	37.51
Debating Council.....	1,052.25	924.13	128.12
	\$ 419,905.29	\$ 384,235.56	\$ 35,669.73
<b>Experiment Station</b>			
State.....	\$ 21,446.00	\$ 26,573.53	\$ *5,127.53
Adams.....	15,769.10	15,406.07	363.03
Hatch.....	16,884.81	15,703.52	1,181.29
Farm Buildings and Miscellaneous.....	16,004.20	16,004.20	.....
	\$ 80,104.11	\$ 83,686.32	\$ *3,582.21
<b>Montgomery Trade School</b>			
Boarding House.....	\$ 6,953.69	\$ 5,802.21	\$ 1,151.48
Music.....	339.50	339.50	.....
Enrollment Fees.....	4,132.43	3,387.90	744.53
Laboratory Fees.....	98.00	.....	98.00
Typewriting Fees.....	282.68	194.58	88.10
Miscellaneous.....	714.60	544.98	169.62
	\$ 12,520.90	\$ 10,269.17	\$ 2,251.73
<b>Keyser Preparatory</b>			
Boarding House.....	\$ 12,114.15	\$ 12,059.18	\$ 54.97
Enrollment and Tuition.....	984.77	635.44	349.33
Music.....	532.50	360.00	172.50
Athletic.....	1,067.72	884.07	173.65
Board of Public Works.....	4,840.89	4,758.39	82.50
Typewriting.....	268.00	249.90	18.10
Vocational and Physical Education.....	221.48	221.48	.....
Farm.....	1,143.69	1,029.45	114.24
Miscellaneous.....	8.77	.....	8.77
Smith-Hughes.....	850.00	850.00	.....
	\$ 22,021.97	\$ 21,047.91	\$ 974.06
<b>Concord Normal School</b>			
Boarding House.....	\$ 10,098.32	\$ 9,567.31	\$ 531.01
Enrollment and Tuition.....	1,591.75	1,577.44	14.31
Athletic Fees.....	865.62	748.39	117.23
Model School.....	1,704.00	160.00	1,544.00
War Fund.....	6,006.89	6,006.89	.....

\*O. D.

INSTITUTIONS	Total Amount Available for the Year	Disbursements During the Year	Unexpended Balance at End of the Year
Laboratory Fees.....	13 11		13 11
Summer School.....	3,495 38	1,709 47	1,785 91
Smith-Hughes.....	865 00	700 00	165 00
Miscellaneous.....	410 36	366 31	44 05
	<b>\$ 25,050 43</b>	<b>\$ 20,835 81</b>	<b>\$ 4,214 62</b>

**Fairmont Normal School**

Enrollment and Tuition.....	\$ 3,865 68	\$ 1,655 54	\$ 2,210 14
Athletic Fees.....	804 02	564 46	239 56
Laboratory Fees.....	349 62		349 62
Summer School.....	1,732 00	1,732 00	
Extension Work.....	1,163 92	802 88	361 04
Miscellaneous.....	1,393 90		1,393 90
	<b>\$ 9,309 14</b>	<b>\$ 4,754 88</b>	<b>\$ 4,554 26</b>

**Glenville Normal School**

Boarding House.....	\$ 10,350 72	\$ 7,765 11	\$ 2,585 61
Enrollment and Tuition.....	2,699 99	903 35	1,796 64
Model School.....	301 33	22 59	278 74
Athletic Fees.....	1,285 03	1,025 29	259 74
Music.....	380 25	196 00	184 25
Summer School.....	591 00	591 00	
Repairs.....	700 00	307 93	392 07
Miscellaneous.....	121 15	55 74	65 41
	<b>\$ 16,429 47</b>	<b>\$ 10,867 01</b>	<b>\$ 5,562 46</b>

**Marshall College**

Boarding House.....	\$ 27,280 79	\$ 23,984 90	\$ 3,295 89
Enrollment and Tuition.....	8,332 56	8,257 01	75 55
Music.....	6,565 61	4,994 61	1,571 00
Athletic Fees.....	4,618 56	4,571 93	46 63
Laboratory.....	1,210 58	809 60	400 98
Model School.....	2,508 54	2,237 50	271 04
Farm.....	460 49	383 06	77 43
Summer School.....	2,250 00	2,250 00	
Miscellaneous.....	941 35	822 62	118 73
Dining Hall.....	6,028 78	5,781 78	247 00
Building.....	2,300 00		
	<b>\$ 82,497 26</b>	<b>\$ 56,393 01</b>	<b>\$ 6,104 25</b>

**Shepherd College**

Boarding House.....	\$ 7,961 35	\$ 7,465 40	\$ 495 95
Enrollment and Tuition.....	2,421 08	2,192 22	228 86
Athletic Fees.....	519 10	519 10	
Music.....	409 25	407 25	2 00
Summer School.....	755 00	755 00	
Typewriting.....	5 00	4 05	95
Repairs.....	2,497 78	325 81	2,171 97
Miscellaneous.....	1,072 42	641 46	430 96
	<b>\$ 15,640 98</b>	<b>\$ 12,310 29</b>	<b>\$ 3,330 69</b>

**West Liberty Normal School**

Boarding House.....	\$ 7,727 66	\$ 6,204 72	\$ 1,522 94
Enrollment and Tuition.....	1,470 95	870 00	600 95
Music.....	107 55	5 50	102 05
Summer School.....	637 95	612 54	25 41
Athletic Fees.....	385 62	360 09	25 53
Repairs.....	1,586 17	1,586 17	
Miscellaneous.....	1,057 02	806 56	250 46
	<b>\$ 12,972 92</b>	<b>\$ 10,445 58</b>	<b>\$ 2,527 34</b>

\*O. D.



INSTITUTIONS	Total Amount Available for the Year	Disbursements During the Year	Unexpended Balance at End of the Year
<b>West Virginia Collegiate Institute</b>			
Boarding House	\$ 25,482.71	\$ 24,572.02	\$ 910.69
Merrill Fund	11,400.10	8,334.77	3,065.33
Enrollment and Tuition	881.68	586.94	294.74
Music	660.17	302.50	357.67
Books	2,163.99	1,858.59	305.40
Medical	589.28	566.50	22.78
Athletic Fees	1,946.69	1,803.43	143.26
Breakage	802.75	758.00	44.75
Laundry	177.06	62.79	114.27
Uniforms	16.10		16.10
Insurance	338.49	338.49	
Summer School	316.77	313.89	2.88
Smith-Hughes	724.21	502.88	221.33
Miscellaneous	2,465.32	2,357.11	108.21
Laboratory	148.10		148.10
	<u>\$ 48,113.42</u>	<u>\$ 42,357.91</u>	<u>\$ 5,755.51</u>
<b>Bluefield Colored Institute</b>			
Boarding House	\$ 11,787.01	\$ 11,846.12	\$ *59.11
Enrollment and Tuition	1,110.45	749.96	360.49
Music	246.06	70.48	175.58
Athletic Fees	4.24		4.24
Laboratory	1.00		1.00
Miscellaneous	591.47	492.91	98.56
	<u>\$ 13,740.23</u>	<u>\$ 13,159.47</u>	<u>\$ 580.76</u>
<b>Colored Orphans' Home</b>			
Board	\$ 2.72	\$ 2.72	\$ .....
Special Building and Land	58.03	58.03	.....
Miscellaneous	84.84	63.79	21.05
	<u>\$ 145.59</u>	<u>\$ 124.54</u>	<u>\$ 21.05</u>
<b>School for Deaf and Blind</b>			
Miscellaneous	\$ 9,787.37	\$ 8,210.63	\$ 1,576.74
Repairs	1,570.74		1,570.74
	<u>\$ 11,358.11</u>	<u>\$ 8,210.63</u>	<u>\$ 3,147.48</u>
<b>Industrial School for Boys</b>			
Farm	\$ 3,087.97	\$ 3,087.97	\$ .....
Live Stock	456.73	456.73	.....
Miscellaneous	6,598.36	6,598.36	.....
Evans-Rector	9,700.39	9,103.30	597.09
State	25.19	25.19	.....
	<u>\$ 19,868.64</u>	<u>\$ 19,271.55</u>	<u>\$ 597.09</u>
<b>Industrial Home for Girls</b>			
Miscellaneous	\$ 693.54	\$ 529.03	\$ 164.51
Insurance	6,192.79	77.32	6,115.47
	<u>\$ 6,886.33</u>	<u>\$ 606.35</u>	<u>\$ 6,279.98</u>
<b>Weston State Hospital</b>			
Pay Patients	\$ 4,683.66	\$ 420.19	\$ 4,263.47
Miscellaneous	9,915.66	4,329.16	5,586.50
Sewage Disposal Plant	29,155.04	28,984.20	170.84
Inmates	3,207.32		3,207.32
	<u>\$ 46,961.68</u>	<u>\$ 33,733.55</u>	<u>\$ 13,228.13</u>

\*O. D.

INSTITUTIONS	Total Amount Available for the Year	Disbursements During the Year	Unexpended Balance at End of the Year
<b>Spencer State Hospital</b>			
Pay Patients.....	\$ 9,329.23	\$ 4,800.80	\$ 4,528.43
Miscellaneous.....	3,145.66	552.04	2,593.62
Inmates.....	8,209.68	2,515.60	5,694.08
	\$ 20,684.57	\$ 7,868.44	\$ 12,816.13
<b>Huntington State Hospital</b>			
Pay Patients.....	\$ 44,392.11	\$ 34,160.99	\$ 10,231.12
Miscellaneous.....	2,988.58	.....	2,988.58
Repairs.....	208.16	.....	208.16
	\$ 47,588.85	\$ 34,160.99	\$ 13,427.86
<b>Welch Hospital No. 1</b>			
Pay Patients.....	\$ 90,424.82	\$ 26,751.86	\$ 63,672.96
Miscellaneous.....	851.98	331.98	20.00
	\$ 90,776.80	\$ 27,083.84	\$ 63,692.96
<b>McKendree Hospital No 2</b>			
Pay Patients.....	10,597.07	6,408.91	4,188.16
Miscellaneous.....	178.29	.....	178.29
	\$ 10,775.36	\$ 6,408.91	\$ 4,366.45
<b>Fairmont Hospital No.3</b>			
Pay Patients.....	\$ 12,466.16	\$ 10,946.73	\$ 1,519.43
Miscellaneous.....	155.91	143.91	12.00
Repairs.....	990.58	990.58	.....
	\$ 13,612.65	\$ 12,081.22	\$ 1,531.43
<b>State Tuberculosis Sanitarium</b>			
Pay Patients.....	\$ 112,381.10	\$ 86,898.85	\$ 25,482.25
Miscellaneous.....	2,861.45	.....	2,861.45
	\$ 115,242.55	\$ 86,898.85	\$ 28,343.70
<b>State Colored Tuberculosis Sanitarium</b>			
Pay Patients.....	\$ 3,051.53	\$.....	\$ 3,051.53
Miscellaneous.....	2,348.32	.....	2,348.32
Repairs.....	2,795.42	400.00	2,395.42
	\$ 8,195.27	\$ 400.00	\$ 7,795.27
<b>West Virginia Children's Home</b>			
Board.....	\$ 162.31	\$ 162.31	\$.....
Miscellaneous.....	174.65	174.65	.....
	\$ 336.96	\$ 336.96	\$.....
<b>Geological Survey</b>			
Sales of Publication.....	\$ 9,946.12	\$ 5,191.21	\$ 4,754.91
Miscellaneous.....	14,080.92	9,550.28	4,524.64
	\$ 24,027.04	\$ 14,747.49	\$ 9,279.55
<b>Board of Optometry</b>			
Fees.....	\$ 1,509.83	\$ 551.15	\$ 958.68

\*O. D.

INSTITUTIONS	Total Amount Available for the Year	Disbursements During the Year	Unexpended Balance at End of the Year
<b>Board of Accountants</b>			
Fees .....	\$ 100.00	\$ 100.00	\$ .....
<b>Board of Control</b>			
Miscellaneous .....	\$ 2,154.32	\$ 2,106.94	\$ 47.38
Insurance .....	8,482.67	8,482.67	.....
	\$ 10,616.99	\$ 10,589.61	\$ 47.38
<b>Dental Board</b>			
Fees .....	\$ 2,231.62	\$ 1,319.02	\$ 912.60
<b>Veterinary Board</b>			
Fees .....	\$ 1,518.85	\$ 464.01	\$ 1,054.84
<b>Board of Embalmers</b>			
Fees .....	\$ 2,052.29	\$ 1,272.45	\$ 779.84
<b>Board of Nurses</b>			
Fees .....	\$ 953.71	\$ 928.59	\$ 25.12
<b>Rumseyan Society</b>			
Fees .....	\$ 82.45	\$ .....	\$ 82.45
<b>Game and Fish Warden</b>			
Miscellaneous .....	\$ 27.50	\$ 27.50	\$ .....
<b>Pt. Pleasant Battle Monument</b>			
Miscellaneous .....	\$ 1,970.26	\$ 875.37	\$ 1,094.89
<b>Hotel Inspector</b>			
Fees .....	\$ 5,913.79	\$ 3,222.76	\$ 2,691.03
<b>Berkeley Springs Board</b>			
Miscellaneous .....	\$ 400.00	\$ .....	\$ 400.00
<b>Community Packing House</b>			
Miscellaneous .....	\$ 11,471.90	\$ 11,471.90	\$ .....
<b>State Vocational Board</b>			
Agriculture, Teachers, etc. ....	\$ 28,176.54	\$ 20,861.00	\$ 7,315.54
Trades and Home Economics Teachers .....	8,064.06	3,984.85	4,079.23
Teachers of Vocational Subjects .....	16,039.58	9,380.92	6,658.66
	\$ 52,270.20	\$ 34,226.77	\$ 18,043.43
<b>Insurance on Public Buildings</b>			
Miscellaneous .....	\$ 5,931.53	\$ 5,787.85	\$ 143.68

\*O. D.

INSTITUTIONS	Total Amount Available for the Year	Disbursements During the Year	Unexpended Balance at End of the Year
<b>Penitentiary</b>			
General Expenses.....	\$ 219,217 36	\$ 241,760 66	\$ *22,543 30
Grand Total.....	\$ 1,471,034 80	\$ 1,234,853 88	\$ 236,180 92

**Recapitulation**

Balance June 30, 1920.....	\$ 270,355 24
Receipts 1921.....	1,200,679 56
Total.....	\$ 1,471,034 80
Disbursements.....	1,234,853 88
Balance June 30, 1921.....	\$ 236,180 92

**STATEMENT XVII**

Expenditures for Clerk Hire Contingent Expense and Expenses of the Insurance Department of the Auditor's Office for the Fiscal Year 1921

**Salary of the Chief Clerk**

C. L. Topping.....	\$ 1,486 70	
L. O. Curtis.....	913 30	\$ 2,400.00

**Salary of Assistant Custodian of Bonds**

H. H. Ballard.....		\$ 2,400.00
--------------------	--	-------------

**Salary of Stenographer**

Cecelia E. Manning.....	\$ 970 00	
Alice Nightingale.....	350 00	\$ 1,320.00

**Salary of Corporation Clerk**

Edna Hetsel.....	\$ 1,400 00	
J. E. McGlothlin.....	700 00	\$ 2,100.00

**Salary of Land Clerk**

E. Duffield.....	\$ 1,833 26	
Chas. H. Ellis.....	166 74	\$ 2,000.00

**Salaries of Other Clerks**

F. A. Gillespie.....	\$ 34 00	
F. W. Pruitt.....	2,480 00	
H. F. Leggett.....	2,500 00	
John M. Miller.....	3,200 00	
J. L. Ramsey.....	1,575 00	
E. McVey.....	2,480 00	
W. H. Kelbaugh.....	1,950 00	
Louise Hetsel.....	1,535 00	
J. E. McGlothlin.....	140 00	
John C. Bond.....	100 00	
Freda Gibbs.....	60 00	
H. H. Ballard.....	2,500 00	
L. O. Curtis.....	386 70	
George Gatchel.....	172 63	
Edna Hetsel.....	430 00	
H. H. King.....	221 50	
E. Duffield.....	150 00	
Nina McNary.....	175 00	
Albert Wright.....	220 00	
G. A. Smith.....	13 33	
Grace Wright.....	379 92	

\*O. D.

Paul Goshorn .....	300.00	
Chas. H. Ellis .....	200.00	
C. E. Boone .....	100.00	
Alice Nightingale .....	100.00	
Faari Rawson .....	125.00	
J. H. Randolph .....	200.00	
Chas. M. Bond .....	225.00	
Freeman Carte .....	250.00	
D. Borstein .....	100.00	
W. F. Morrison, Jr. ....	200.00	
P. H. Anderson .....	200.00	
J. G. Frychard .....	200.00	
M. LeBlond .....	100.00	
E. H. Daniels .....	300.00	
Clyde Ours .....	100.00	\$ 23,408.08

Refunded to Appropriations..... 2,000.00

\$ 21,408.08

Cost of Certifying Delinquent Lands 1921

H. H. King .....	\$ 1,728.50	
E. J. Graham .....	850.00	
Nina McNary .....	1,245.00	
Elizabeth Corkran .....	750.00	
Mrs. A. E. Nuckolls .....	750.00	
G. A. Smith .....	128.50	
Freeman Carte .....	225.00	
D. Borstein .....	100.00	
Chas. M. Bond .....	225.00	
J. H. Randolph .....	100.00	
Faari Rawson .....	62.50	
P. H. Anderson .....	150.00	
E. Duffield .....	166.66	
C. H. Ellis .....	33.28	
C. W. Kyle .....	150.00	
W. R. Kearns .....	75.00	
Paul Bond .....	50.00	
J. A. deGruyter, P. M. ....	812.68	\$ 7,700.00

Current and Contingent Expenses 1921

1920		
July 6	F. C. Ritter .....	\$ 10.50
	Walnut Hill Lithia Water Company .....	31.50
8	C. & P. Telephone Company .....	28.50
	Western Union Telegraph Company .....	30.07
	Pence Springs Company .....	5.20
	American Railway Express Company .....	.29
	Postal Telegraph Cable Company .....	.40
	The W. H. Strange Company .....	81.75
	P. A. Donovan .....	1.75
12	Remington Typewriter Company .....	2.50
26	S. S. Moore Company .....	1.25
27	Jac. Gates Sons Company .....	11.55
29	J. A. deGruyter, P. M. ....	100.00
Aug. 1	Laird Office Equipment Company .....	1.00
	Remington Typewriter Company .....	1.50
6	Walnut Hill Lithia Water Company .....	10.00
7	Chesapeake & Potomac Telephone Company .....	27.30
	Western Union Telegraph Company .....	7.19
9	Goshorn Hardware Company .....	3.25
12	J. S. Darst .....	14.35
17	American Railway Express Company .....	4.96
23	J. A. deGruyter, P. M. ....	225.00
31	J. C. Steele .....	16.00
Sept. 1	Western Union Telegraph Company .....	3.75
	American Railway Express Company .....	2.36
	Laird Office Equipment Company .....	7.50
	Wm. Warner, Jr. ....	35.00
	Albert Wright .....	.90
14	Walnut Hill Lithia Water Company .....	11.50
	Western Union Telegraph Company .....	17.10
	Chesapeake & Potomac Telephone Company .....	13.95
	Wales Adding Machine Company .....	1.71
30	J. A. deGruyter, P. M. ....	210.00
Oct. 13	American Railway Express Company .....	32
	Arter Paint & Glass Company .....	20.00
	Diamond Ice & Coal Co. ....	6.00
	Western Union Telegraph Company .....	12.19
	Laird Office Equipment Company .....	12.50
Nov. 6	Chesapeake & Potomac Telephone Company .....	12.95
	Wales Adding Machine Company .....	315.00

Nov- 6	Jno. Gates Sons Company	6 90
	Western Union Telegraph Company	8 51
	Cal. F. Young	188 90
8	J. A. deGruyter	200 00
	J. R. Scott	2 00
12	American Railway Express Company	38 67
	Western Union Telegraph Company	27 65
	Walnut Hills Lithia Water Company	20 00
15	J. R. Scott	5 00
	Dalton Adding Machine Company	12 00
20	W. T. EisenSmith	7 60
27	Cal. F. Young	17 60
29	Judy's Place	1 05
	Joseph Popp	4 50
Dec. 8	Western Union Telegraph Company	8 00
	American Railway Express Company	4 44
	Jno. Gates Sons Company	7 35
14	F. C. Ritter	1 75
	Chesapeake & Potomac Telephone Co	37 00
	Walnut Hill Lithia Water Co	10 00
15	Burroughs Adding Machine Co	1 50
	J. A. deGruyter, P. M	250 00
27	S. S. Moore Co.	9 85
28	American Railway Express Company	6 97
30	Charleston Gazette	7 20
	Buckhannon Delta	3 00
1921		
Jan. 8	J. A. deGruyter, P. M.	200 00
	Walnut Hills Lithia Water Company	10 00
14	Chesapeake & Potomac Telephone Co	30 65
	Pence Springs Water Company	5 20
	Western Union Telegraph Company	22 04
17	American Railway Express Company	4 83
	Laird Office Equipment Company	2 00
	Gonhorn Hardware Company	1 75
20	J. A. deGruyter, P. M	50 00
	S. S. Moore Company	3 60
	American Railway Express Company	7 92
26	H. R. Judy	5 35
	J. A. deGruyter	2 00
	West Virginia Heating & Plumbing Co	4 01
Feb. 1	Chesapeake & Potomac Telephone Co	7 18
	J. M. Gates Sons Company	7 55
	Western Union Telegraph Company	3 75
8	J. R. Scott	5 20
	The Herald Dispatch	7 50
	McDowell Record	2 00
8	Walnut Hill Lithia Water Company	10 00
	American Railway Express Company	1 39
	Chesapeake & Potomac Telephone Co	6 00
21	Postal Telegraph Cable Company	5 50
	Chesapeake & Potomac Telephone Co	24 70
	Western Union Telegraph Company	18 86
24	Jackson Herald	1 50
	Charleston Mail	7 20
	J. R. Scott	2 85
14	J. A. deGruyter, P. M.	100 00
21	Frank P. Swan Company	14 70
	Nelson Transfer Company	20 21
24	J. R. Scott	1 05
Mar. 4	Edmonston Studio	160 00
	Sunshine Dry Cleaning Company	9 00
	Chesapeake & Potomac Telephone Company	33 70
9	Chesapeake & Potomac Telephone Co	14 05
	Western Union Telegraph Company	32 06
	Walnut Hill Lithia Water Company	10 00
10	Pence Springs Company	5 20
	Elijah Rollins	11 40
14	J. M. Gates Sons Company	6 40
15	J. A. Jackson	6 00
17	H. R. Judy	2 20
21	H. A. deGruyter, P. M.	3 00
24	Daily Gazette	6 25
26	Wales Adding Machine Company	1 25
	Laird Office Equipment Company	1 00
31	Royal Typewriter Company	2 75
Apr. 6	Intelligencer Publishing Company	6 00
	Western Union Telegraph Company	13 39
	Chesapeake & Potomac Telephone Co	34 21
21	Walnut Hill Lithia Water Company	10 00
	Arter Paint & Glass Co.	1 00
21	Clarksburg Exponent	3 35
	S. S. Moore Company	3 00
May 11	Dalton Adding Machine Company	12 00

May 11	Nelson Transfer Company.....	5.00	
13	Chesapeake & Potomac Telephone Co.....	19.45	
	Chesapeake & Potomac Telephone Co.....	8.70	
	J. H. Berritt.....	.75	
	Walnut Hill Lithia Water Company.....	10.00	
	Western Union Telegraph Company.....	14.08	
	American Railway Express Company.....	5.44	
	Dictating Machine Company.....	8.02	
June 6	Chesapeake & Potomac Telephone Company.....	25.85	
	S. S. Moore Company.....	4.50	
	Western Union Telegraph Company.....	13.89	
	Walnut Hill Lithia Water Company.....	12.50	
	Hiss Stamp Works.....	.79	
	P. H. Anderson.....	32.79	
	Wheeling News & Adv. Bureau.....	10.00	
	Rand McNally & Co.....	15.00	
	American Railway Express Company.....	12.90	
	H. R. Judy.....	5.60	
15	S. S. Moore Company.....	6.00	
20	J. A. deGruyter, P. M.....	4.00	
	Charles M. Bond.....	153.32	
	Clarkstown Telegram.....	6.00	
	West Virginian.....	6.00	
	Daily Telegraph Printing Company.....	6.50	
	Daily Gazette Company.....	27.25	
	S. Myers.....	2.50	
	Upshur Republican.....	1.60	
	Charleston Mail.....	3.75	
29	J. R. Scott.....	1.25	
	C. F. Young.....	43.70	
	Devan & Co.....	80.00	
	American Railway Express Company.....	5.29	
	Taylor & Greengough.....	9.24	
	Burroughs Adding Machine Company.....	.75	
	The State Gazette.....	3.00	
	The Messenger.....	3.45	
	The Logan Banner.....	1.00	
	The Parkersburg News.....	10.00	
	The Dunbar Advance.....	7.50	
	Hessants County Leader.....	2.00	
		\$	3,698.74
Refunded to Appropriations.....			125.16
			\$ 3,573.58

Expenses Insurance Department 1921

Salaries

	C. R. Morgan.....	\$ 2,100.00	
	E. V. Brown.....	600.00	
	W. E. White.....	2,450.00	
	Mary L. Evans.....	1,050.95	
	Albert Wright.....	905.00	
	John C. Bond.....	800.00	
	P. H. Anderson.....	600.00	
	H. H. Henson.....	65.00	
	Louise Warwick.....	112.50	
	Charles M. Bond.....	386.48	
	O. E. Price.....	525.00	
	D. Borstein.....	133.33	
1920			
July 8	S. S. Moore Company.....	1.50	
July 21	B. & O. R. R.....	30.00	
July 27	E. V. Brown.....	5.00	
Sept. 24	C. R. Morgan traveling expenses.....	24.83	
Oct. 5	J. S. Darst, traveling expenses.....	25.55	
Oct. 16	J. A. deGruyter, P. M.....	50.00	
Nov. 19	J. S. Darst, traveling expenses.....	88.90	
Nov. 29	J. A. deGruyter, P. M.....	60.00	
Dec. 3	C. & O. Railway.....	90.00	
Dec. 12	J. S. Darst, traveling expenses.....	48.94	
Dec. 13	C. R. Morgan, traveling expenses.....	56.86	
1921			
Jan. 3	P. H. Anderson, traveling expenses.....	115.29	
Jan. 13	National Underwriter.....	3.00	
Jan. 14	Mary Semmell.....	25.00	
Feb. 3	C. R. Morgan, traveling expenses.....	47.42	
Feb. 9	J. S. Darst, traveling expenses.....	41.21	
Feb. 25	J. S. Darst, traveling expenses.....	49.51	
Feb. 26	Ida S. Adams.....	6.00	
Feb. 26	Laird Office Equipment Company.....	2.45	
Mar. 3	P. H. Anderson, traveling expenses.....	66.97	
Mar. 16	C. R. Morgan, traveling expenses.....	22.37	
Mar. 29	P. H. Anderson, traveling expenses.....	65.33	
Apr. 8	American Railway Express Company.....	1.59	
Apr. 29	P. H. Anderson traveling expenses.....	154.39	\$ 10,810.7

## Expenses Speculative Securities Act—Special Revenue

		Salaries	
1920	C. R. Morgan.....	\$	850 00
	W. E. White.....		350 00
	H. F. Leggett.....		100 00
	Mary Evans.....		100 00
Expenses			
July 8	J. A. deGruyter, P. M.....	\$	60 00
31	C. & O. Railroad, mileage.....		30 00
Dec. 23	C. L. Topping, traveling expenses.....		77 33
	J. S. Darst, traveling expenses.....		9 50
	C. R. Morgan, traveling expenses.....		76 59
1921			
Jan. 13	J. A. deGruyter, P. M.....		55 00
21	P. H. Anderson, traveling expenses.....		87 33
	F. S. Cherrington, traveling expenses.....		400 00
Feb. 1	P. H. Anderson, traveling expenses.....		11 17
9	J. A. deGruyter, P. M.....		100 00
Mar. 5	J. A. deGruyter, P. M.....		200 00
15	J. A. deGruyter, P. M.....		50 00
Apr. 29	Jos. M. Crockett, Attorney.....		50 00
June 25	P. H. Anderson, traveling expenses.....		105 71
30	P. H. Anderson, traveling expenses.....		64 95
	Total.....	\$	2,777 58
Refunds			
	C. R. Morgan, traveling expenses.....	\$	76 07
	F. S. Cherrington, traveling expenses.....		289 23
	Total Net Disbursements.....	\$	2,412 28
Filing Cases Furniture and Equipment			
1921			
May 7	Cal. F. Young.....	\$	623 80
11	Cal. F. Young.....		203 23
	Dictating Machine Company.....		55 40
	West Virginia Amusement & Film Co.....		24 00
	Toledo Scale Company.....		120 00
	Remington Typewriter Company.....		89 10
18	The Hadley Company.....		277 25
25	Cal. F. Young.....		100 50
June 6	Cal. F. Young.....		445 24
9	Cal. F. Young.....		2,185 82
20	Cal. F. Young.....		609 25
	J. W. Sparkes Company.....		4 17
	Dictagraph Products Company.....		602 48
	Total.....	\$	5,340 24



**STATEMENT XXIII**  
**Condition of the Workmen's Compensation Fund on the 30th Day of June 1921**

Date	INVESTMENT	No.	Serial No.	Releasable	INTEREST		Denominations	Amount
					Rate	Payable		
6-9-18	U. S. First Conv. Liberty Loan	123	1932-1947		4 1/4	June 15, Dec. 15	\$ 50,000.00	50,000.00
6-9-18	U. S. First Conv. Liberty Loan	1120	1932-1947		4 1/4	June 15, Dec. 15	\$ 10,000.00	10,000.00
6-9-18	U. S. Second Conv. Liberty Loan	44864	1927-1932		4 1/4	May 15, Nov. 15	10,000.00	10,000.00
6-9-18	U. S. Second Conv. Liberty Loan	48867	1927-1942		4 1/4	May 15, Nov. 15	5,000.00	5,000.00
6-9-18	U. S. Second Conv. Liberty Loan	24437-8	1927-1942		4 1/4	May 15, Nov. 15	50,000.00	50,000.00
6-9-18	U. S. Second Conv. Liberty Loan	1512	Sept. 15, 1928		4 1/4	Mar. 15, Sept. 15	100,000.00	100,000.00
6-9-18	U. S. Second Conv. Liberty Loan	1783	Sept. 15, 1928		4 1/4	Mar. 15, Sept. 15	10,000.00	10,000.00
6-9-18	U. S. Third Liberty Loan	2702-704	Sept. 15, 1928		4 1/4	Mar. 15, Sept. 15	200,000.00	200,000.00
6-9-18	U. S. Third Liberty Loan	26	Not Con.		4 1/4	Mar. 15, Sept. 15	5,000.00	5,000.00
6-9-18	U. S. Third Liberty Loan	8	Not Con.		4 1/4	Mar. 15, Sept. 15	5,000.00	5,000.00
6-9-18	U. S. Third Liberty Loan	2	Not Con.		4 1/4	Apr. 15, Oct. 15	1,000.00	1,000.00
10-24-18	U. S. Fourth Liberty Loan	54	1932-1938		4 1/4	Apr. 15, Oct. 15	5,000.00	5,000.00
10-24-18	U. S. Fourth Liberty Loan	71	1932-1938		4 1/4	Apr. 15, Oct. 15	10,000.00	10,000.00
10-24-18	U. S. Fourth Liberty Loan	40	1932-1938		4 1/4	Apr. 15, Oct. 15	10,000.00	10,000.00
10-24-18	U. S. Fourth Liberty Loan	2	Not Con.		4 1/4	Apr. 15, Oct. 15	50,000.00	50,000.00
	TOTAL.....						\$ 1660,000.00	\$ 1660,000.00
COUNTY AND DISTRICT BONDS								
6-1-30	Boone County, Sherman District	99	62-160	\$10,000 each yr. beg. Jan. 1, 1927	5	Jan. 1, July 1	1,000.00	99,000.00
6-1-30	Boone County, Washington District	111-112	July 1, 1923		6	Jan. 1, July 1	1,000.00	1,000.00
6-1-30	Brevoort County, Pasquotown District	20	July 1, 1922		6	Jan. 1, July 1	1,000.00	2,000.00
1-1-18	Brevoort County, Burlington Independent School	201	1928-1932		5	Jan. 1, July 1	500.00	20,000.00
12-1-19	Callell County, Burlington Independent School	1045-54 A	Dec. 1, 1924		5	Dec. 1	500.00	5,000.00
12-1-19	Callell County, Huntington Independent School	54-154 B	Dec. 1, 1925		5	Dec. 1	500.00	27,000.00
12-1-19	Callell County, Huntington Independent School	54-154 C	Dec. 1, 1926		5	Dec. 1	500.00	27,000.00
12-1-19	Callell County, Huntington Independent School	54-154 D	Dec. 1, 1927		5	Dec. 1	500.00	27,000.00
12-1-19	Callell County, Huntington Independent School	54-154 E	Dec. 1, 1928		5	Dec. 1	500.00	27,000.00
12-1-19	Callell County, Huntington Independent School	54-154 F	Dec. 1, 1929		5	Dec. 1	500.00	27,000.00
12-1-19	Callell County, Huntington Independent School	54-154 G	Dec. 1, 1930		5	Dec. 1	500.00	27,000.00
12-1-19	Callell County, Huntington Independent School	54-154 H	Dec. 1, 1931		5	Dec. 1	500.00	27,000.00
1-1-16	Fayette County, Nantall District*	133	16-158	\$3,900 each yr. Jan. 1	5	Jan. 1, July 1	mixed	90,300.00
1-1-19	Fayette County, Kenawha District	161	34-169	\$11,000 each yr. beg. July 1, 1923	5	Jan. 1, July 1	1,000.00	161,000.00
1-1-19	Fayette County, Mountain Cove	47	16-62	\$2,700 each yr. beg. July 1, 1923	5	Jan. 1, July 1	mixed	33,500.00
1-1-19	Fayette County, Quimint	46	25-69	\$5,700 beg. July 1, 1923	5	Jan. 1, July 1	mixed	24,000.00
4-15-16	Greene County, Ft. Springs	30	1-30	Apr. 15, 1946	5	April 15	1,000.00	30,000.00

STATEMENT XXIII—Continued  
Condition of the Workmen's Compensation Fund on the 30th Day of June 1921

Date	INVESTMENT	No.	Serial No.	Redeemable	INTEREST		Denomination	Amount
					Rat <sup>o</sup>	Payable		
7-1-19	Greenbrier County, Meadow Bluff	88	18-105	\$5,000 each yr. beg. July 1, 1923	6	Jan. 1, July 1	1,000.00	88,000.00
7-1-20	Greenbrier County, Frankford District	51	-50	\$2,000 each yr. beg. July 1, 1923	5	Jan. 1, July 1	1,000.00	8,000.00
6-1-16	Harrison County, Poe District	50	1-50	1928-1932	5	June 1, Dec. 1	1,000.00	5,000.00
8-1-16	Harrison County, Clay District	200	101-300	\$12,000 each yr. beg. Aug. 1, 1925	5	Feb. 1, Aug. 1	1,000.00	200,000.00
7-1-15	Kanawha County, Jefferson District	27	64-90	July 1, 1925	5	Jan. 1, July 1	500.00	13,500.00
7-1-15	Kanawha County, Jefferson District	45	91-135	July 1, 1930	5	Jan. 1, July 1	500.00	22,500.00
7-1-15	Kanawha County, Jefferson District	45	136-180	July 1, 1935	5	Jan. 1, July 1	500.00	22,500.00
7-1-15	Kanawha County, Loudon District	14	71-84	July 1, 1925	5	Jan. 1, July 1	500.00	21,500.00
7-1-15	Kanawha County, Loudon District	43	85-127	July 1, 1930	5	Jan. 1, July 1	500.00	21,500.00
7-1-15	Kanawha County, Loudon District	6	75-80	July 1, 1935	5	Jan. 1, July 1	500.00	3,000.00
7-1-15	Kanawha County, Charleston District	40	81-120	July 1, 1930	5	Jan. 1, July 1	500.00	20,000.00
7-1-15	Kanawha County, Charleston District	10	121-160	July 1, 1935	5	Jan. 1, July 1	500.00	20,000.00
7-1-15	Kanawha County, Union District, Road	25	51-75	July 1, 1925	5	Jan. 1, July 1	500.00	12,500.00
7-1-15	Kanawha County, Union District, Road	25	76-100	July 1, 1930	5	Jan. 1, July 1	500.00	12,500.00
7-1-15	Kanawha County, Malden District	23	45-67	July 1, 1925	5	Jan. 1, July 1	500.00	11,500.00
7-1-15	Kanawha County, Malden District	23	68-90	July 1, 1930	5	Jan. 1, July 1	500.00	11,500.00
7-1-15	Kanawha County, Pocahontas District	12	15-24	July 1, 1925	5	Jan. 1, July 1	500.00	6,000.00
7-1-15	Kanawha County, Pocahontas District	13	25-37	July 1, 1930	5	Jan. 1, July 1	500.00	6,500.00
7-1-15	Kanawha County, Pocahontas District	54	37-90	July 1, 1935	5	Jan. 1, July 1	500.00	5,500.00
7-1-15	Kanawha County, Union District, H. S.	10	11-20	1925-1935	5	Jan. 1, July 1	500.00	5,000.00
7-1-18	Kanawha County, Loudon District	12	9-20	1928-1932	5	Mar. 1, Sept. 1	1,000.00	54,000.00
10-1-19	Kanawha County, Elk District	6	75-80	Oct. 1, 1923	5	July 11, Oct. 1	1,000.00	6,000.00
10-1-19	Kanawha County, Elk District	20	81-100	Oct. 1, 1924	5	April, Oct. 1	1,000.00	20,000.00
10-1-19	Kanawha County, Elk District	17	101-117	Oct. 1, 1925	5	April, Oct. 1	1,000.00	17,000.00
10-1-19	Kanawha County, Union District	42	16-60	\$6,000 each yr. beg. Oct. 1, 1923	5	April, Oct. 1	1,000.00	42,000.00
10-1-19	Kanawha County, Union District	47	61-107	\$5,000 each yr. beg. Oct. 1, 1930	5	April, Oct. 1	1,000.00	47,000.00
10-1-19	Kanawha County, (School) Charleston Independent	5	1-5	July 15, 1925	5	July 15	2,000.00	10,000.00
10-1-19	Kanawha County, (School) Charleston Independent	15	6-20	\$2,000 each yr. beg. July 15, 1926	5	July 15	2,000.00	30,000.00
6-1-17	Lincoln County	585	109-696	\$27,000 each yr. beg. June 1, 1927	5	June 1, Dec. 1	2,000.00	587,000.00
1-1-21	Finclo County, Carroll District	1	2	March 1, 1927	5	March 1	4,000.00	4,000.00
1-1-20	Logan County	105	36-140	January 1, 1930	5	Jan. 1, July 1	1,000.00	105,000.00
1-1-20	Logan County	18	144-161	January 1, 1930	5	Jan. 1, July 1	1,000.00	18,000.00
1-1-20	Logan County	35	219-253	January 1, 1940	5	Jan. 1, July 1	1,000.00	35,000.00

4-1-30	Logan County, Philadelphia District	48,146	\$4,000	moth. yr. beg. July 1, 1925.	July 1, 1922	1,000.00	48,000.00
4-1-17	Marion County, Paw Paw District	9,414.9			June 1, 1922	1,000.00	9,000.00
6-1-75	Marion County, Paw Paw District	175			June 1, 1924	1,000.00	1,000.00
6-1-17	Marion County, Paw Paw District	9,108-116			June 1, 1927	1,000.00	9,000.00
6-1-17	Marion County, Paw Paw District	15,117-131			June 1, 1928	1,000.00	15,000.00
6-1-17	Marion County, Paw Paw District	16,132-147			June 1, 1929	1,000.00	16,000.00
6-1-17	Marion County, Paw Paw District	17,148-164			June 1, 1930	1,000.00	17,000.00
6-1-17	Marion County, Paw Paw District	17,165-181			June 1, 1931	1,000.00	17,000.00
6-1-17	Marion County, Paw Paw District	7,194-200			June 1, 1932	1,000.00	7,000.00
6-1-17	Marion County, Paw Paw District	19,202-220			June 1, 1933	1,000.00	19,000.00
6-1-17	Marion County, Paw Paw District	1,951			June 1, 1935	1,000.00	1,000.00
6-1-17	Marion County, Paw Paw District	22,262-283			June 1, 1936	1,000.00	22,000.00
6-1-17	Marion County, Paw Paw District	23,284-306			June 1, 1937	1,000.00	23,000.00
6-1-17	Marion County, Paw Paw District	1,307			June 1, 1937	1,000.00	1,000.00
6-1-17	Marion County, Paw Paw District	24,309-331			June 1, 1938	1,000.00	24,000.00
6-1-17	Marion County, Paw Paw District	1,332			June 1, 1938	1,000.00	1,000.00
6-1-17	Marion County, Grant District	4,17-20			June 1, 1922	1,000.00	4,000.00
6-1-17	Marion County, Grant District	4,21-24			June 1, 1923	1,000.00	4,000.00
6-1-17	Marion County, Grant District	1,25			June 1, 1923	1,000.00	1,000.00
6-1-17	Marion County, Grant District	4,26-29			June 1, 1924	1,000.00	4,000.00
6-1-17	Marion County, Grant District	1,30			June 1, 1924	1,000.00	1,000.00
6-1-17	Marion County, Grant District	5,31-35			June 1, 1925	1,000.00	5,000.00
6-1-17	Marion County, Grant District	5,36-40			June 1, 1926	1,000.00	5,000.00
6-1-17	Marion County, Grant District	5,41-45			June 1, 1927	1,000.00	5,000.00
6-1-17	Marion County, Grant District	1,46			June 1, 1927	1,000.00	1,000.00
6-1-17	Marion County, Grant District	6,47-52			June 1, 1928	1,000.00	6,000.00
6-1-17	Marion County, Grant District	6,53-58			June 1, 1929	1,000.00	6,000.00
6-1-17	Marion County, Grant District	6,59-64			June 1, 1930	1,000.00	6,000.00
6-1-17	Marion County, Grant District	1,65			June 1, 1930	1,000.00	1,000.00
6-1-17	Marion County, Grant District	6,66-71			June 1, 1931	1,000.00	6,000.00
6-1-17	Marion County, Grant District	1,72			June 1, 1931	1,000.00	1,000.00
6-1-17	Marion County, Grant District	7,73-79			June 1, 1932	1,000.00	7,000.00
6-1-17	Marion County, Grant District	7,80-86			June 1, 1933	1,000.00	7,000.00
6-1-17	Marion County, Grant District	1,73			June 1, 1931	1,000.00	1,000.00
6-1-17	Marion County, Grant District	7,73-79			June 1, 1932	1,000.00	7,000.00
6-1-17	Marion County, Grant District	7,80-86			June 1, 1933	1,000.00	7,000.00
6-1-17	Marion County, Grant District	4,87-90			June 1, 1934	1,000.00	4,000.00
6-1-17	Marion County, Grant District	1,111			June 1, 1936	1,000.00	1,000.00
6-1-17	Marion County, Grant District	8,142-149			June 1, 1940	1,000.00	8,000.00
6-1-17	Marion County, Grant District	11,150-160			June 1, 1941	1,000.00	11,000.00
6-1-17	Marion County, Grant District	11,161-171			June 1, 1942	1,000.00	11,000.00
6-1-17	Marion County, Grant District	1,172			June 1, 1942	1,000.00	1,000.00
6-1-17	Marion County, Grant District	12,173-184			June 1, 1943	1,000.00	12,000.00
6-1-17	Marion County, Grant District	12,185-196			June 1, 1944	1,000.00	12,000.00
6-1-17	Marion County, Grant District	3,197-199			June 1, 1945	1,000.00	3,000.00
6-1-17	Marion County, Grant District	1,200			June 1, 1945	1,000.00	1,000.00
6-1-17	Marion County, Lincoln District	16,68-74			June 1, 1922	1,000.00	16,000.00
6-1-17	Marion County, Lincoln District	1,75			June 1, 1922	1,000.00	1,000.00
6-1-17	Marion County, Lincoln District	16,76-91			June 1, 1923	1,000.00	16,000.00

STATEMENT XXIII—Continued  
Condition of the Workmen's Compensation Fund on the 30th day of June 1921

Date	INVESTMENT	No.	Serial No.	Redeemable	INTEREST			Denomination	Amount
					Rate	Payable			
6-1-17	Marion County, Lincoln District.	192		June 1, 1923	5	June 1	500.00	500.00	
6-1-17	Marion County, Lincoln District.	1893-110		June 1, 1924	5	June 1	18,000.00	18,000.00	
6-1-17	Marion County, Lincoln District.	1811-128		June 1, 1925	5	June 1	1,000.00	1,000.00	
6-1-17	Marion County, Lincoln District.	19123-147		June 1, 1926	5	June 1	19,000.00	19,000.00	
6-1-17	Marion County, Lincoln District.	19148-166		June 1, 1927	5	June 1	19,000.00	19,000.00	
6-1-17	Marion County, Lincoln District.	16167-182		June 1, 1928	5	June 1	16,000.00	16,000.00	
6-1-17	Marion County, Lincoln District.	1188		June 1, 1928	5	June 1	500.00	500.00	
6-1-17	Marion County, Lincoln District.	1210		June 1, 1929	5	June 1	500.00	500.00	
6-1-17	Marion County, Lincoln District.	28285-310		June 1, 1933	5	June 1	26,000.00	26,000.00	
6-1-17	Marion County, Lincoln District.	9311-319		June 1, 1934	5	June 1	9,000.00	9,000.00	
6-1-17	Marion County, Lincoln District.	31369-399		June 1, 1936	5	June 1	31,000.00	31,000.00	
6-1-17	Marion County, Lincoln District.	1400		June 1, 1936	5	June 1	500.00	500.00	
6-1-17	Marion County, Lincoln District.	31401-431		June 1, 1937	5	June 1	31,000.00	31,000.00	
6-1-17	Marion County, Lincoln District.	1432		June 1, 1937	5	June 1	500.00	500.00	
6-1-17	Marion County, Lincoln District.	35433-467		June 1, 1938	5	June 1	35,000.00	35,000.00	
6-1-17	Marion County, Lincoln District.	27468-494		June 1, 1939	5	June 1	27,000.00	27,000.00	
6-1-17	Marion County, Lincoln District.	14542-555		June 1, 1941	5	June 1	14,000.00	14,000.00	
6-1-17	Marion County, Lincoln District.	5575-579		June 1, 1941	5	June 1	5,000.00	5,000.00	
6-1-17	Marion County, Lincoln District.	1580		June 1, 1941	5	June 1	500.00	500.00	
6-1-17	Marion County, Lincoln District.	42581-622		June 1, 1942	5	June 1	42,000.00	42,000.00	
6-1-17	Marion County, Lincoln District.	33623-655		June 1, 1943	5	June 1	33,000.00	33,000.00	
6-1-19	Marion County, Union Independent School.	5511-65		June 1, 1923	5	May 31	3,000.00	3,000.00	
6-1-17	Mason County, Lewis District.	334-36		June 1, 1923	5	Dec. 1	1,000.00	1,000.00	
6-1-17	Mason County, Lewis District.	11437-150		\$6,000 each yr. beg. June 1, 1924	5	June 1	114,000.00	114,000.00	
6-1-19	Mason County, Lewis District.	224-25		June 1, 1924	5	June 1	500.00	500.00	
6-1-19	Mason County, Graham District.	6026-85		\$2,500 each yr. beg. June 1, 1925	5	June 1	30,000.00	30,000.00	
6-1-19	Mason County, Waggener District.	224-25		June 1, 1924	5	June 1	500.00	500.00	
6-1-19	Mason County, Waggener District.	5626-81		\$2,500 each yr. beg. June 1, 1925	5	June 1	28,000.00	28,000.00	
6-1-20	Mercer County, Rock District.	1269-80		July 1, 1927	5 1/2	July 1	6,000.00	6,000.00	
6-1-20	Mercer County, Rock District.	4081-120		July 1, 1928	5 1/2	July 1	20,000.00	20,000.00	
6-1-20	Mercer County, Rock District.	40121-160		July 1, 1929	5 1/2	July 1	20,000.00	20,000.00	
6-1-20	Mercer County, Rock District.	40161-200		July 1, 1930	5 1/2	July 1	20,000.00	20,000.00	
6-1-20	Mercer County, Rock District.	22211-228		July 1, 1931	5 1/2	July 1	11,000.00	11,000.00	
6-1-20	Mercer County, Rock District.	237-240		July 1, 1932	5 1/2	July 1	3,000.00	3,000.00	
6-1-20	Mercer County, Rock District.	6336-347		July 1, 1932	5	December 1	15,000.00	15,000.00	
8-1-20	Mineral County, Elk District.	350-354		\$3,000 each yr., Dec. 31	5	December 1	1,000.00	1,000.00	
8-1-20	Mineral County, Elk District.	154-18		\$3,000 each yr., Dec. 31	5	December 1	1,000.00	1,000.00	

1-30	Mineral County, Elk District.	3219-50	\$4,000 each yr. beg. Dec. 31, 1926	3	December 1	1,000 00	32,000 00
1-30	Mineral County, Elk District.	4051-90	\$5,000 each yr. beg. Dec. 31, 1934	3	December 1	1,000 00	40,000 00
1-30	Mineral County, Elk District.	1011-100		3	December 1	1,000 00	10,000 00
3-17	Mingo County	2147-148	May 1, 1925	3	May 1, Nov. 1	1,000 00	2,000 00
3-17	Mingo County	23140-171	May 1, 1926	3	May 1, Nov. 1	1,000 00	23,000 00
3-17	Mingo County	4172-175	May 1, 1927	3	May 1, Nov. 1	1,000 00	4,000 00
3-17	Mingo County	19826-844	May 1, 1944	3	May 1, Nov. 1	1,000 00	19,000 00
3-17	Mingo County	6845-850	May 1, 1945	3	May 1, Nov. 1	1,000 00	6,000 00
1-14	Monongalia County, Clay District.	2501-250	1918-1933	3	December 31	100 00	25,000 00
1-14	Monongalia County, Clay District.	250251-350-466-615	1918-1933	3	December 31	500 00	125,000 00
1-14	Monongalia County, Cass District.	8040-119	1929-1949	3	Jan. 1, July 1	1,000 00	80,000 00
1-20	Monroe County, Union District.	85-12	\$2,000 each yr. beg. May 1, 1923	3	May 1, Nov. 1	1,000 00	8,000 00
1-20	Monroe County, Union District.	813-20	\$3,000 each yr. beg. May 1, 1927	3	May 1, Nov. 1	1,000 00	8,000 00
1-20	Monroe County, Wolf Creek District.	109-18	\$2,000 each yr. beg. May 1, 1922	3	May 1, Nov. 1	500 00	5,000 00
4-20	Morgan County, Cucumber District.	8021-100	\$10,000 each yr., April 1	3	April 1, Oct. 1	500 00	40,000 00
4-20	Morgan County, Big Creek	13531-165	1935-1945	3	May 1, Nov. 1	1,000 00	135,000 00
1-17	McDowell County, Sandy River District.	24051-200	\$10,000 each yr., May 1	3	May 1, Nov. 1	1,000 00	240,000 00
1-17	McDowell County, Elkhorn District.	1037-46	January 1, 1922	3	January 1, July 1	1,000 00	10,000 00
1-17	McDowell County, Elkhorn District.	157	January 1, 1923	3	January 1, July 1	500 00	500 00
1-17	McDowell County, Elkhorn District.	1158-68	January 1, 1924	3	January 1, July 1	1,000 00	11,000 00
1-17	McDowell County, Elkhorn District.	1169-79	January 1, 1925	3	January 1, July 1	1,000 00	11,000 00
1-17	McDowell County, Elkhorn District.	180	January 1, 1926	3	January 1, July 1	500 00	500 00
1-17	McDowell County, Elkhorn District.	1281-92	January 1, 1927	3	January 1, July 1	1,000 00	12,000 00
1-17	McDowell County, Elkhorn District.	1293-104	January 1, 1928	3	January 1, July 1	1,000 00	12,000 00
1-17	McDowell County, Elkhorn District.	105	January 1, 1929	3	January 1, July 1	500 00	500 00
1-17	McDowell County, Elkhorn District.	119	January 1, 1928	3	January 1, July 1	1,000 00	13,000 00
1-17	McDowell County, Elkhorn District.	14120-133	January 1, 1929	3	January 1, July 1	1,000 00	14,000 00
1-17	McDowell County, Elkhorn District.	14134-147	January 1, 1930	3	January 1, July 1	1,000 00	14,000 00
1-17	McDowell County, Elkhorn District.	148	January 1, 1930	3	January 1, July 1	500 00	500 00
1-17	McDowell County, Elkhorn District.	15149-163	January 1, 1931	3	January 1, July 1	1,000 00	15,000 00
1-17	McDowell County, Elkhorn District.	164	January 1, 1931	3	January 1, July 1	500 00	500 00
1-17	McDowell County, Elkhorn District.	16165-180	January 1, 1932	3	January 1, July 1	1,000 00	16,000 00
1-17	McDowell County, Elkhorn District.	17181-197	January 1, 1933	3	January 1, July 1	1,000 00	17,000 00
1-17	McDowell County, Elkhorn District.	17198-214	January 1, 1934	3	January 1, July 1	1,000 00	17,000 00
1-17	McDowell County, Elkhorn District.	521-25	January 1, 1922	3	January 1, July 1	1,000 00	5,000 00
1-17	McDowell County, Elkhorn District.	126	January 1, 1922	3	January 1, July 1	500 00	500 00
1-17	McDowell County, North Fork District.	527-31	January 1, 1923	3	January 1, July 1	1,000 00	5,000 00
1-17	McDowell County, North Fork District.	132	January 1, 1923	3	January 1, July 1	500 00	500 00
1-17	McDowell County, North Fork District.	633-38	January 1, 1924	3	January 1, July 1	1,000 00	6,000 00
1-17	McDowell County, North Fork District.	639-44	January 1, 1925	3	January 1, July 1	1,000 00	6,000 00
1-17	McDowell County, North Fork District.	145	January 1, 1925	3	January 1, July 1	500 00	500 00
1-17	McDowell County, North Fork District.	646-51	January 1, 1926	3	January 1, July 1	1,000 00	6,000 00
1-17	McDowell County, North Fork District.	152	January 1, 1926	3	January 1, July 1	500 00	500 00
1-17	McDowell County, North Fork District.	753-59	January 1, 1927	3	January 1, July 1	1,000 00	7,000 00
1-17	McDowell County, North Fork District.	760-66	January 1, 1928	3	January 1, July 1	1,000 00	7,000 00
1-17	McDowell County, North Fork District.	167	January 1, 1928	3	January 1, July 1	500 00	500 00

STATEMENT XXIII—Continued  
Condition of the Workmen's Compensation Fund on the 30th Day of June 1921

Date	INVESTMENT	No. Serial No.	Redeemable	INTEREST		Denomination	Amount
				Rate	Payable		
1-17	McDowell County, North Fork District.	768-74	January 1, 1929	6	January 1, July 1	1,000.00	7,000.00
1-17	McDowell County, North Fork District.	175	January 1, 1929	5	January 1, July 1	500.00	5,500.00
1-17	McDowell County, North Fork District.	876-53	January 1, 1930	5	January 1, July 1	1,000.00	8,000.00
1-17	McDowell County, North Fork District.	894-91	January 1, 1931	5	January 1, July 1	1,000.00	8,000.00
1-17	McDowell County, North Fork District.	182	January 1, 1931	5	January 1, July 1	500.00	5,000.00
1-17	McDowell County, North Fork District.	983-101	January 1, 1932	5	January 1, July 1	1,000.00	9,000.00
1-17	McDowell County, North Fork District.	9102-110	January 1, 1933	5	January 1, July 1	500.00	5,000.00
1-17	McDowell County, North Fork District.	111	January 1, 1934	5	January 1, July 1	1,000.00	10,000.00
1-17	McDowell County, North Fork District.	10112-121	January 1, 1934	5	January 1, July 1	500.00	5,000.00
1-17	McDowell County, North Fork District.	10122-131	January 1, 1935	5	January 1, July 1	1,000.00	10,000.00
1-17	McDowell County, North Fork District.	132	January 1, 1935	5	January 1, July 1	500.00	5,000.00
1-17	McDowell County, North Fork District.	1132-143	January 1, 1936	5	January 1, July 1	1,000.00	11,000.00
1-17	McDowell County, North Fork District.	1144-154	January 1, 1937	5	January 1, July 1	1,000.00	11,000.00
1-17	McDowell County, North Fork District.	1155-165	January 1, 1938	5	January 1, July 1	1,000.00	11,000.00
1-17	McDowell County, North Fork District.	1166	January 1, 1938	5	January 1, July 1	500.00	5,000.00
1-17	McDowell County, Adkin District.	552-56	January 1, 1922	5	January 1, July 1	1,000.00	5,000.00
1-17	McDowell County, Adkin District.	477-50	January 1, 1923	5	January 1, July 1	4,000.00	4,000.00
1-17	McDowell County, Adkin District.	6248-253	January 1, 1932	5	January 1, July 1	1,000.00	6,000.00
1-17	McDowell County, Adkin District.	24254-277	January 1, 1933	5	January 1, July 1	1,000.00	24,000.00
1-17	McDowell County, Adkin District.	25278-302	January 1, 1934	5	January 1, July 1	1,000.00	25,000.00
1-17	McDowell County, Adkin District.	1303	January 1, 1934	5	January 1, July 1	500.00	5,000.00
1-17	McDowell County, Adkin District.	26304-329	January 1, 1935	5	January 1, July 1	26,500.00	26,500.00
1-17	McDowell County, Adkin District.	1330	January 1, 1935	5	January 1, July 1	500.00	5,000.00
1-17	McDowell County, Adkin District.	18331-348	January 1, 1936	5	January 1, July 1	18,000.00	18,000.00
1-17	McDowell County, Adkin District.	5354-358	January 1, 1936	5	January 1, July 1	5,000.00	5,000.00
1-17	McDowell County, Adkin District.	25356-383	January 1, 1937	5	January 1, July 1	25,500.00	25,500.00
1-17	McDowell County, Adkin District.	1384	January 1, 1937	5	January 1, July 1	500.00	5,000.00
1-17	McDowell County, Adkin District.	23385-407	January 1, 1938	5	January 1, July 1	23,000.00	23,000.00
1-17	McDowell County, Adkin District.	23406-430	January 1, 1939	5	January 1, July 1	23,500.00	23,500.00
1-17	McDowell County, Adkin District.	1431	January 1, 1939	5	January 1, July 1	500.00	5,000.00
1-17	McDowell County, Adkin District.	23432-454	January 1, 1940	5	January 1, July 1	23,000.00	23,000.00
6-1-16	Nicholas County, Richwood Independent.	6912-80	1926-1935	5	June 1	5,000.00	34,500.00
5-1-19	Putnam County, Curry District.	9 B to J	\$5,000 each yr, July 1, 1927	5	July 1	5,000.00	45,000.00
5-1-19	Putnam County, Curry District.	85	\$3,400 each yr, May 1	5	May 1, Nov 1	3,400.00	74,000.00
5-1-19	Putnam County, Scott District.	29-10	May 1, 1922	5	May 1, Nov 1	2,000.00	2,000.00
5-1-19	Putnam County, Scott District.	20111-30	\$5,000 each yr, May 1, 1922	5	May 1, Nov 1	5,000.00	20,000.00
5-1-19	Putnam County, Union District.	17	May 1, 1924	5	May 1, Nov 1	1,000.00	1,000.00

6-1-19 Putnam County, Union District	18	May 1, 1924	5	May 1, Nov. 1	500.00	500.00
6-1-19 Putnam County, Union District	24-10	May 1, 1925	5	May 1, Nov. 1	1,000.00	1,000.00
6-1-19 Putnam County, Union District	111	May 1, 1925	5	May 1, Nov. 1	500.00	500.00
6-1-19 Putnam County, Union District	212-13	May 1, 1926	5	May 1, Nov. 1	1,000.00	1,000.00
6-1-19 Putnam County, Union District	114	May 1, 1926	5	May 1, Nov. 1	500.00	500.00
6-1-19 Putnam County, Union District	150	May 1, 1928	5	May 1, Nov. 1	1,000.00	1,000.00
6-1-20 Pocahontas County, Green Bank District	951-59	\$3,000 each yr., May 1, 1939	5	May 1, Nov. 1	9,000.00	9,000.00
6-1-20 Pocahontas County, Green Bank District	217-18	July 1, 1926	5	January 1, July 1	1,000.00	1,000.00
6-1-20 Pocahontas County, Green Bank District	1216-30	\$1,000 each yr., July 1, 1927	5	January 1, July 1	1,000.00	1,000.00
6-1-20 Pocahontas County, Green Bank District	2041-60	January 1, 1925	5	January 1, July 1	500.00	500.00
6-1-20 Pocahontas County, Green Bank District	3031-60	\$10,000 each yr., Jan. 1, 1924	5	January 1, July 1	10,000.00	10,000.00
6-1-20 Pocahontas County, Green Bank District	1516-30	\$3,000 each yr., Sept. 1, 1924	5	January 1, July 1	15,000.00	15,000.00
6-1-20 Pocahontas County, Green Bank District	9-5-13	\$2,000 each yr., Oct. 1, 1926	5	April 1, Oct. 1	9,000.00	9,000.00
6-1-20 Pocahontas County, Green Bank District	292-30	\$3,000 each yr., Apr. 1, 1926	5	April 1, Oct. 1	1,000.00	1,000.00
6-1-20 Pocahontas County, Green Bank District	1415-28	\$7,000 each yr., July 1, 1924	5	January 1, July 1	500.00	500.00
6-1-20 Pocahontas County, Green Bank District	350 67-116	\$7,000 each yr., July 1, 1924	5	January 1, July 1	175,000.00	175,000.00
6-1-20 Pocahontas County, Green Bank District	251-25	1921-1917	5	April 1, Oct. 1	25,000.00	25,000.00
6-1-20 Pocahontas County, Green Bank District	40101-140	1921-1917	5	April 1, Oct. 1	500.00	500.00
6-1-20 Pocahontas County, Green Bank District	50181-280	1921-1917	5	April 1, Oct. 1	5,000.00	5,000.00
6-1-20 Pocahontas County, Green Bank District	191-19	1921-1917	5	April 1, Oct. 1	1,000.00	1,000.00
6-1-20 Pocahontas County, Green Bank District	2071-80	1921-1917	5	April 1, Oct. 1	10,000.00	10,000.00
6-1-20 Pocahontas County, Green Bank District	10121-130	1921-1917	5	April 1, Oct. 1	100.00	100.00
6-1-20 Pocahontas County, Green Bank District	59 3-61	\$1,000 each yr., July 1	5	July 1, January 1	20,500.00	20,500.00
6-1-20 Pocahontas County, Green Bank District	302-31	\$700 each yr., July 1	5	July 1, January 1	700.00	700.00
6-1-20 Pocahontas County, Green Bank District	401-40	\$3,500 each yr., Jan. 1	5	July 1, January 1	20,000.00	20,000.00
6-1-20 Pocahontas County, Green Bank District	8 3-10	\$1,000 each year, Jan. 1	5	July 1, January 1	4,000.00	4,000.00
6-1-20 Pocahontas County, Green Bank District	4 50-82	June 1, 1922	5	June 1, December 1	2,000.00	2,000.00
6-1-20 Pocahontas County, Green Bank District	33 65-85	June 1, 1923	5	June 1, December 1	16,830.00	16,830.00
6-1-20 Pocahontas County, Green Bank District	5 96-100	June 1, 1924	5	June 1, December 1	2,500.00	2,500.00
6-1-20 Pocahontas County, Green Bank District	10 36-45	\$5,000 each yr., July 1	5	January 1, July 1	10,000.00	10,000.00
6-1-20 Pocahontas County, Green Bank District	2016-35	1920-1915	5	January 1, July 1	1,000.00	1,000.00
6-1-20 Pocahontas County, Green Bank District	2501-250	1920-1915	5	December 1, July 1	25,000.00	25,000.00
6-1-20 Pocahontas County, Green Bank District	50251-370	1920-1915	5	December 1, July 1	500.00	500.00
6-1-20 Pocahontas County, Green Bank District	00301-500	1920-1915	5	December 1, July 1	200,000.00	200,000.00
6-1-20 Pocahontas County, Green Bank District	27 4-30	1926-1916	5	June 1, December 1	1,000.00	1,000.00
6-1-20 Pocahontas County, Green Bank District	225 1-25	1925-1910	5	July 1, January 1	1,000.00	1,000.00
TOTAL					\$ 5,643,300.00	
MUNICIPAL						
7-1-19 Martinsburg, Berkeley County	97 9-105	1929-1953	5	July 1	1,000.00	97,000.00
7-1-16 Burnsville, Braxton County	34 1-34	1926-1950	5	July 1	500.00	17,000.00
5-1-20 Gassaway, Braxton County	37 1530		5			
7-1-18 Montgomery, Fayette County	80-100	May 1, 1930	6	July 1	500.00	18,500.00
11-1-19 Roncoverte, Greenbrier County	301-30	\$1,000 each yr. by lot.	5	July 1	1,000.00	30,000.00
7-26-16 East Bank, Kanawha County	19 2-20	\$1,000 each yr., Nov. 1	6	November 1	1,000.00	19,000.00
3-1-18 St. Albans, Kanawha County	50 21-70	1926-1938	6	May 1	100.00	5,000.00
3-1-18 St. Albans, Kanawha County	14 2-15	\$5,000 Bien., beg. Mar. 1, 1922	5	March 1	5,000.00	70,000.00

STATEMENT XXIII—Continued  
Condition of the Workmen's Compensation Fund on the 30th Day of June 1921

Date	INVESTMENT	No	Serial No.	Redeemable	INTEREST		Denomination	Amount
					Rate	Payable		
6-1-19	South Charleston, Kanawha County	9	52-60	June 1, 1923.	6	June 1	1,000.00	9,000.00
6-1-19	South Charleston, Kanawha County	75	61-135	\$15,000 each yr., June 1, 1924.	6	June 1	1,000.00	75,000.00
6-1-19	South Charleston, Kanawha County	1	136-144	June 1, 1929	6	June 1	1,000.00	9,000.00
6-1-19	South Charleston, Kanawha County	1	145	June 1, 1929	6	June 1	500.00	500.00
9-1-19	Charleston, Kanawha County	50	91-140	September 1, 1923	5	September 1	1,000.00	50,000.00
9-1-19	Charleston, Kanawha County	70	141-210	September 1, 1925	5	September 1	1,000.00	70,000.00
9-1-19	Charleston, Kanawha County	70	211-280	September 1, 1927	5	September 1	1,000.00	70,000.00
9-1-19	Charleston, Kanawha County	70	281-350	September 1, 1929	5	September 1	1,000.00	70,000.00
6-1-14	Ceredo, Wayne County	62	5-66	May 1, 1950	6	January 1, July 1	500.00	31,000.00
10-1-17	Wetzel, Methyl County	20	22-32-48-62	\$3,000 each yr., June 1, 1927-1951	6	June 1	500.00	13,000.00
10-1-17	Elm Grove, Ohio County	37	11-67-1-10	1927-1951	5	October 1	100.00	20,000.00
1-1-20	Wheeling, Ohio County	169	19-187	January 1, 1930	5	January 1, July 1	1,000.00	37,000.00
1-1-20	Wheeling, Ohio County	25	188-212	January 1, 1931	5	January 1, July 1	1,000.00	169,000.00
1-1-20	Wheeling, Ohio County	390	213-602	\$30,000 each yr., 1932	5	January 1, July 1	1,000.00	25,000.00
1-1-20	Wheeling, Ohio County	153	603-760	\$37,000 each yr., 1945	5	January 1, July 1	1,000.00	390,000.00
6-1-19	Parkesburg, Wood County	20	57-76	June 1, 1924	5	June 1, December 1	1,000.00	158,000.00
6-1-19	Parkesburg, Wood County	23	77-101	June 1, 1925	5	June 1, December 1	1,000.00	20,000.00
6-1-19	Parkesburg, Wood County	20	102-121	June 1, 1926	5	June 1, December 1	1,000.00	25,000.00
6-1-19	Parkesburg, Wood County	10	242-251	June 1, 1931	5	June 1, December 1	1,000.00	20,000.00
6-1-19	Parkesburg, Wood County	24	252-276	June 1, 1932	5	June 1, December 1	1,000.00	10,000.00
6-1-19	Parkesburg, Wood County	1	277	June 1, 1933	5	June 1, December 1	1,000.00	25,000.00
6-1-19	Parkesburg, Wood County	12	278-289	June 1, 1933	5	June 1, December 1	500.00	500.00
6-1-19	Parkesburg, Wood County	2	290	June 1, 1934	5	June 1, December 1	1,000.00	12,000.00
6-1-19	Parkesburg, Wood County	12	291-302	June 1, 1934	5	June 1, December 1	500.00	500.00
7-15-20	Warthington, Marion County	1	1-7	July 15, 1930	6	July 15	500.00	12,000.00
1-1-17	Farmont, Marion County	13	47-59	January 1, 1922	4 1/2	January 1	500.00	3,500.00
1-1-17	Farmont, Marion County	14	60-73	January 1, 1923	4 1/2	January 1	1,000.00	13,000.00
1-1-17	Farmont, Marion County	13	74-86	January 1, 1924	4 1/2	January 1	1,000.00	14,000.00
1-1-17	Farmont, Marion County	16	89-104	January 1, 1925	4 1/2	January 1	1,000.00	15,000.00
1-1-17	Farmont, Marion County	16	105-120	January 1, 1926	4 1/2	January 1	1,000.00	16,000.00
1-1-17	Farmont, Marion County	18	121-136	January 1, 1927	4 1/2	January 1	1,000.00	16,000.00
1-1-17	Farmont, Marion County	20	137-156	January 1, 1928	4 1/2	January 1	1,000.00	18,000.00
1-1-17	Farmont, Marion County	21	157-177	January 1, 1929	4 1/2	January 1	1,000.00	20,000.00
1-1-17	Farmont, Marion County	22	178-196	January 1, 1930	4 1/2	January 1	1,000.00	21,000.00
1-1-17	Farmont, Marion County	23	200-222	January 1, 1931	4 1/2	January 1	1,000.00	22,000.00
1-1-17	Farmont, Marion County	23	223-245	January 1, 1932	4 1/2	January 1	1,000.00	23,000.00



1-1-17	Fairmont, Marion County	25 246-270	January 1, 1933	4 1/2	January 1	1,000 00	25,000 00
1-1-17	Fairmont, Marion County	26 271-296	January 1, 1934	4 1/2	January 1	1,000 00	26,000 00
1-1-17	Fairmont, Marion County	27 297-323	January 1, 1935	4 1/2	January 1	1,000 00	27,000 00
1-1-17	Fairmont, Marion County	29 324-352	January 1, 1936	4 1/2	January 1	1,000 00	29,000 00
1-1-17	Fairmont, Marion County	29 353-381	January 1, 1937	4 1/2	January 1	1,000 00	29,000 00
1-1-17	Fairmont, Marion County	31 382-412	January 1, 1938	4 1/2	January 1	1,000 00	31,000 00
1-1-17	Fairmont, Marion County	33 413-445	January 1, 1939	4 1/2	January 1	1,000 00	33,000 00
1-1-17	Fairmont, Marion County	33 446-478	January 1, 1940	4 1/2	January 1	1,000 00	33,000 00
1-1-17	Fairmont, Marion County	36 479-514	January 1, 1941	4 1/2	January 1	1,000 00	36,000 00
1-1-17	Fairmont, Marion County	37 515-551	January 1, 1942	4 1/2	January 1	1,000 00	37,000 00
1-1-17	Fairmont, Marion County	38 552-589	January 1, 1943	4 1/2	January 1	1,000 00	38,000 00
1-1-17	Fairmont, Marion County	41 590-630	January 1, 1944	4 1/2	January 1	1,000 00	41,000 00
1-1-17	Fairmont, Marion County	42 631-672	January 1, 1945	4 1/2	January 1	1,000 00	42,000 00
1-1-17	Fairmont, Marion County	44 673-716	January 1, 1946	4 1/2	January 1	1,000 00	44,000 00
1-1-17	Fairmont, Marion County	44 717-760	January 1, 1947	4 1/2	January 1	1,000 00	44,000 00
TOTAL						\$ 2,296,500 00	
*INDUSTRIAL							
5-1-14	Thatcher & Whitmore Glass Co.	11	Not conv.		6	May 1, November 1	5,500 00
9-25-14	Sutton Grocery & Milling Co.	Note	1924 or 10% each year.		6	Mar. 25, Sept. 25	15,000 00
8-1-14	Charleston Milling & Produce Co.	37-9	September 25, 1915.		6	Feb. 1, August 1	6,000 00
8-1-14	Charleston Milling & Produce Co.	9 10-18	\$2,000 each yr., August 1.		6	Feb. 1, August 1	45,000 00
8-1-14	Charleston Milling & Produce Co.	1 19	\$5,000 each yr., Aug. 1, 1924.		6	Feb. 1, August 1	2,500 00
7-25-15	S. P. Smith and B. A. Wise	Note	August 1, 1923.		6	January 26, July 26	15,000 00
TOTAL							\$ 89,000 00

Total Investment as of June 30, 1921	\$9,587,800 00
Amount due on Investments June 30, 1921	322,500 00
Total Paid for Investments June 30, 1921	\$9,265,300 00
Cash Balance in Treasury June 30, 1921	35,630 98
Total Bonds and Cash	\$9,300,930 98

**STATEMENT XXIV**  
**Condition of the School Fund on the 30th Day of June 1921**

Date	BONDS	No.	Serial No.	Date	INTEREST		Denomi-nations	Amount	Total
					Rate	Payable			
10-24-18	U. S. Fourth Liberty Loan.....	1	120430	1933-1938.....	4½	April 15, Oct. 15.....	\$ 10,000	\$ 10,000	\$ 10,000
10-24-18	U. S. Fourth Liberty Loan.....	1	122998	1933-1938.....	4½	April 15, Oct. 15.....	5,000	5,000	5,000
10-24-18	U. S. Fourth Liberty Loan.....	4	27591-4	1933-1938.....	4½	April 15, Oct. 15.....	1,000	4,000	19,000
COUNTY BONDS									
1- 1-96	Berkeley County.....	160	71-230	January 1, 1929.....	4	January 1, July 1.....	500	80,000	80,000
7- 1-16	Braxton County, Flatwood Independent District.....	25	6-30	1926-1946.....	5	July 1.....	200	5,000	5,000
12-19-02	Cabell County, Huntington Independent School.....	30	21-50	1912-1932.....	4	December 19.....	500	15,000	15,000
10- 1-14	Clay County.....	15	Not Con.	October 1, 1928.....	6	October 1.....	1,000	15,000	15,000
1- 1-02	Clay County, 5% Imp.....	11	20-30	1907-1933.....	5	January 1.....	500	12,500	12,500
1- 1-02	Clay County, 5% Imp.....	3	48-50	1922-1945.....	5	December 31.....	500	19,500	19,500
7- 1-12	Marion County, Union Independent School.....	39	12-50	1922-1945.....	5	June 1, December 1.....	1,000	6,000	6,000
6- 1-17	Mason County, Lewis District.....	6	25-30	June 1, 1922.....	5	June 1, December 1.....	1,000	3,000	3,000
6- 1-17	Mason County, Lewis District.....	3	31-33	June 1, 1923.....	5	January 1, July 1.....	1,000	20,000	20,000
7- 1-19	Monongalia County, Cass District.....	20	1-20	1928-1949.....	5	December 31.....	1,000	50,000	50,000
1- 1-14	Monongalia County, Morgan District.....	50	301-350	1918-1933.....	5	June 26, Dec. 26.....	500	10,000	10,000
12-26-18	McDowell County, North Fork District.....	20	81-80	December 26, 1926.....	5	June 26, Dec. 26.....	500	15,000	15,000
11- 1-01	Putnam County, Winfield Independent School.....	12	1-12	\$2,000 per yr., beg. 1927.....	5	November 1.....	500	6,000	6,000
3- 1-13	Randolph County, Roaring Creek District.....	4	89-92	1926-1941.....	5	March 1, Sept. 1.....	1,000	4,000	4,000
4- 1-13	Webster County, Fort Lick District.....	200	1-200	1923-1943.....	5	April 1.....	100	20,000	20,000
4-27-98	Wirt County, Glade District.....	15	11-25	March 1, 1923.....	5	May 1.....	500	7,500	7,500
7- 1-14	Wood County, Elizabeth District.....	10	1-10	May 1, 1928.....	5	July 1.....	100	1,000	1,000
7- 1-14	Wood County, Clay District.....	10	45-54	1914-1944.....	5	July 1.....	500	5,000	5,000
7- 1-20	Wyoming County, Slab Fork District.....	10	26-35	1925-1910.....	6	July 1.....	1,000	10,000	\$ 326,500
MUNICIPAL BONDS									
10- 5-08	Bramwell, Town of.....	19	7-26	October 5, 1933.....	6	October 5.....	1,000	19,000	19,000
8-10-01	Buckhannon, Town of.....	130	61-190	1906-1921.....	4	August 10.....	100	13,000	13,000
7-28-14	Buckhannon, Town of.....	7	36-48	1915-1924.....	6	July 28.....	100	800	800
10- 1-07	Cairo, Town of.....	40	1-40	1912-1922.....	4	October 1.....	100	4,000	4,000
10- 1-19	Clarksburg, Town of.....	11	433 & 439-448	October 1, 1948.....	5	April 1, Oct. 1.....	1,000	11,000	11,000
10- 1-19	Clarksburg, Town of.....	1	464	October 1, 1949.....	5	April 1, Oct. 1.....	1,000	1,000	1,000

10-1-19	Clarkburg, Town of	12471-482	October 1, 1950.	5	April 1, Oct. 1	1,000	12,000	
10-1-19	Clarkburg, Town of	2498-9	October 1, 1951	5	April 1, Oct. 1	1,000	2,000	
10-1-19	Clarkburg, Town of	2515-16	October 1, 1952	5	April 1, Oct. 1	1,000	2,000	
10-1-19	Clarkburg, Town of	2532-3	October 1, 1953	5	April 1, Oct. 1	1,000	2,000	
6-15-15	Falling Springs, Town of	91-9	1925-1935	6	June 15	500	4,500	
5-1-20	Gassaway, Town of	3311-14, 31-59	May 1, 1930	6	May 1, November 1	500	16,500	
4-7-10	Krystone, Town of	281-28	April 7, 1935	6	April 1	1,000	28,000	
8-5-68	Kingwood, Town of	101-10	1908-1928	5	August 5	100	6,000	
8-5-68	Kingwood, Town of	1019-28	\$500 Oct. 11, each year	5	October 11	500	2,000	
10-1-06	Kingwood, Town of	411-14	\$600 Sept. 10, each year	5	September 10	500	9,500	
9-10-11	Kingwood, Town of	191-19	1912-1936	4	July 1	100	12,000	
7-1-02	Newwood, Town of	12081-200	1911-1935	4	September 1	500	30,000	
9-1-01	Pt. Pleasant, Town of	901-60	1911-1935	4	September 16	100	7,000	
13-16-01	Pt. Pleasant, Town of	701-70	\$1,000 Dec. 15, each year	4	December 15	1,000	3,000	
6-15-16	Ravenwood, Town of	32-4	1912-1932	5	September 1	500	9,000	
8-1-02	Ronceverte, Town of	1819-36	Any time after 1913 or 1933	6	July 15	500	3,500	
7-15-03	Ronceverte, Town of	141-10	October 1, 1940	5	October 1	500	7,000	
7-1-00	St. Albans, Town of	1421-34	1919-1943	5	July 1	500	5,000	
1-1-07	St. Albans, Town of	101-10	1917-1937	5	January 1	1,000	15,000	
1-1-08	Walsh, Town of	154-18	1918-1938	6	September 1	500	17,500	
9-1-13	Walsh, Town of	358-12	\$5,000 Sept. 1, each year	6	September 1	500	15,000	
4-2-06	Williamson, Town of	3071-100	1916-1936	6	April 2	500	36,500	
		731-73					283,800	
<b>INDUSTRIAL</b>								
10-1-02	Bradford Building Company	1001-100	1907-1922	5	April 1, Oct. 1	500	50,000	
8-1-12	Charleston Auditorium Company	21 Not con.		6	Feb. 1, August 1	100	20,500	
8-1-12	Charleston Auditorium Company	5071-100	1912-1932	5	September 1	500	13,000	
2-3-13	Charleston Milling & Produce Co.	2670-95	\$5,000 Jan. 1 each year, 1906-1923	5	June 5, Dec. 5	10,000	40,000	
1-1-20	First Trust Building Association	43-6	On or before 1922	6	Jan. 1, July 1	100	3,000	
3-1-18	United Brethren Church, Dunbar	3021-50	1923-1938	6	March 1, Sept. 1	100	5,000	
3-1-18	Union Mission Settlement	501-50	1921-1928	6	March 1, Sept. 1	100	10,000	
3-1-18	Union Mission Settlement	2051-70	1921-1928	6	March 1, Sept. 1	1,000	10,000	
6-15-17	Hinton Milling Company	1071-80	1922-1927	5	January 15	15,000	15,000	
3-1-14	Lewisburg Female Institute	5	\$1,500 Mar. 19 each yr. beg. 1919	5	March 19, Sept. 19	1,500	7,500	
3-1-14	Lewisburg Female Institute	3	\$2,000 Mar. 19 each yr. beg. 1924	5	March 19, Sept. 19	2,000	6,000	
1-24-16	S. L. Parsons	Note	January 24, 1921	5	January 24	25,000	25,000	
10-5-17	Jno. S. Farr	Note	1932 or \$10,000 each year	6	Jan. 1, July 1	150,000	\$ 355,000	
Balance in Treasury June 30, 1921								
Total Cash and Invested								\$1,000,000

STATEMENT XXV  
Criminal Charges July 1 1920 to June 30 1922

COUNTIES	Witnesses in Court	Witnesses before Justices of Peace	Jurors	Stenographers	Jail Physician	Miscellaneous	Totals
Barbour	\$ 294 80	\$	440 50	100 00		283 17	1,128 47
Berkeley	3,091 30	265 00	1,731 50	250 00		713 25	6,061 05
Boone	1,131 75	8 00	610 50	84 61		492 79	2,328 65
Braxton	1,528 50		282 50	282 50		95 30	2,333 30
Brooke	51 40		90 00	74 76		7 70	223 86
Cabell	1,235 44	63 90	1,152 50	1,025 00		1,205 02	4,741 86
Calhoun	77 10			125 00			202 10
Clay	587 95	3 80	229 12	256 76		79 15	1,156 78
Doddridge	542 50		406 10	205 00		38 72	1,192 32
Fayette	5,790 65	12 00	3,094 50	1,005 10		853 52	10,755 77
Gilmer	224 60		127 50	80 00		70 84	502 94
Grant	1,151 05		240 00	10 00		44 72	1,445 77
Greenbrier	6,779 50		2,392 50	355 00		310 19	9,867 19
Hampshire							
Hancock	108 40		517 50			64 14	690 04
Hardy							
Harrison	1,271 00		2,661 50	635 00		953 00	5,520 50
Jackson	149 90		152 50	140 00		5 00	447 40
Jefferson							
Kanawha	4,944 40	157 90	3,365 00	1,822 00		123 34	12,904 92
Lewis	1,105 50		118 00	86 81		53 35	363 66
Lincoln	1,300 60		580 50	445 00		288 87	2,614 97
Logan	3,323 60		1,116 00	690 00		990 54	6,119 14
Marion	944 10	4 70	183 50	410 00		665 69	1,817 99
Marshall	246 90		450 00	55 00		751 90	1,478 70
Mason	1,683 60	27 60	755 50	165 00		93 75	2,705 45
Mercer	3,336 40	11 20	1,992 50	1,992 19		680 78	8,010 57
Mineral	954 70		190 00	60 00		345 42	950 12
Mingo	9,526 82	114 90	3,388 30	1,430 00	225 00	626 39	15,311 51
Monongalia	280 80		599 40			127 03	1,023 23
Monroe	180 60			151 41		10 01	370 02
Morgan	2,109 70		73 50			280 00	523 20
McDowell	2,705 25		2,065 00	1,455 00		1,720 25	7,988 50
Nicholas	1,697 80		210 00	165 00		235 01	1,697 81
Ohio	35 18		892 50			463 56	1,671 24
Pendleton			42 00				42 00
Pleasant	32 00						74 60

Presbyterian.....	3,940.30	245.87	1,103.00	447.63	979.12	6,716.92
Protestant.....	1,438.70		810.00	345.50	177.73	2,771.43
Evangelical.....	633.10		475.50	335.35		1,442.95
Episcopal.....	8,086.00	3.90	4,700.00	1,265.00	1,479.12	16,474.02
Methodist.....	1,120.60	.50	430.00	286.76		1,914.45
St. Luke's.....	344.51		311.00	60.00	77.04	792.55
Rockwell.....	285.90		83.50	110.00	50.79	630.19
St. Paul's.....	1,476.60	24.80	931.00	130.00	396.61	2,967.01
St. Peter's.....	701.00		891.50	130.00	145.52	1,868.02
St. Vincent's.....	513.80		930.00	50.00	323.22	1,822.02
Trinity.....	12.80					13.80
Union.....	448.35		720.00	396.22	74.20	1,658.77
Wesleyan.....	3,772.04		791.80	265.00	142.07	4,970.91
Wesleyan.....	230.30	1.60	268.00	210.06	9.50	739.80
Wesleyan.....	1,060.00		952.50	230.00	1,196.59	3,439.09
Wesleyan.....	78.15		30.00	24.16		132.31
Wesleyan.....	839.50		1,102.50	330.00	406.00	2,677.00
Wesleyan.....	2,437.26		1,140.90	585.00	520.67	4,983.83
<b>TOTALS.....</b>	<b>\$ 81,582.40</b>	<b>943.67</b>	<b>46,532.62</b>	<b>18,712.30</b>	<b>263.00</b>	<b>\$ 109,999.27</b>

STATEMENT XXVI  
Assessed Value of Railroads and Taxes Paid Thereon for 1920

	Valuation	Amount of State Tax	Amount of County Tax	Amount of District Tax	Amount of Municipal Tax	Grand Total
Alexander & Eastern R. Co.	\$ 75,000.00	146.25	540.84	402.40		1,089.49
Baltimore & Ohio R. Co., Cumberland Division.	21,431,877.00	41,792.15	185,373.67	176,037.67	19,515.10	402,738.59
Monongahela Division.	11,383,207.00	22,155.24	72,517.06	98,302.35	16,541.29	209,518.91
Wheeling Division.	11,535,088.00	22,493.37	68,750.41	105,881.48	31,222.41	228,350.45
Pakating Branch.	66,350.00	129.38	381.61	551.26	312.97	1,375.32
Hickman Branch.	54,750.00	108.76	325.63	419.76	533.81	1,415.96
Wheeling, Pittsburgh & Baltimore Division.	1,321,179.00	2,576.30	6,440.75	13,469.86	2,596.25	25,083.16
Fairmont, Morgantown & Pittsburgh.	2,353,735.00	4,580.71	18,592.80	22,551.42	5,510.09	51,247.08
Hampton Cut-Off.	33,000.00	61.35	234.97	228.51		511.83
Winchester & Potomac Division.	771,440.00	1,501.31	5,018.83	5,518.46	620.53	12,662.13
Baker Branch.	89,365.00	174.27	605.57	702.90		1,572.74
Berkeley Springs Branch.	178,156.00	347.41	1,202.77	1,704.81		3,354.99
Cherry Run & Potomac Valley Branch.	722,580.00	1,409.02	4,585.09	3,623.63		9,597.74
South Branch.	273,637.00	533.60	2,455.95	1,583.03	170.62	4,743.17
Patterson Creek & Potomac Branch.	380,085.00	741.18	2,991.67	1,778.80		5,481.65
Magnolia Branch.	1,049,234.00	2,046.00	9,916.86	6,982.69	261.77	19,207.32
Grafton & Belington Branch.	2,396,283.00	4,672.76	18,028.80	15,430.41	2,480.89	40,612.66
Berryburg Branch.	102,780.00	200.42	801.68	596.55		1,598.65
Pt. Pleasant, Buckhannon & Tyents Valley Branch.	336,560.00	656.30	2,505.24	2,133.92	176.79	4,471.25
Burnsville Branch.	98,983.00	193.01	772.01	443.93		1,408.68
Paw Paw Branch.	143,490.00	279.80	1,212.97	1,259.61	126.22	2,880.60
Monongahela River Branch.	2,552,734.00	4,977.83	22,029.66	31,616.81	3,094.74	61,699.08
Fairmont Belt Line.	23,250.00	45.31	138.28	316.81		276.69
Catawbi Branch.	41,100.00	80.14	340.03	320.58	65.75	807.40
West Virginia & Pittsburgh Branch.	3,630,988.00	7,089.46	24,248.91	30,965.83	1,573.03	63,868.23
Pickens Branch.	929,856.00	1,813.20	6,311.41	7,056.06	580.58	15,770.25
Sutton Branch.	101,561.00	198.01	6,721.58	7,136.06		2,170.65
West Virginia Short Line.	3,821.12	7.58	15,918.30	22,895.95	1,216.44	43,884.81
Ohio River Branch.	11,506,651.00	22,437.96	92,012.42	81,081.21	9,731.36	208,212.91
Clarkburg & Big Sandy Branch.	650,767.00	1,269.01	3,737.01	7,656.11	4,062.03	16,724.18
Huntington Branch.	7,680.00	14.98	61.43	31.17		110.58
Ravenswood, Spencer & Glenville Branch.	697,831.00	1,360.77	5,699.31	4,461.57	251.42	11,778.85
Ripley & Mill Creek Valley Branch.	167,480.00	326.58	1,918.49	1,370.96		3,646.03
Moorefield & Virginia.	525,026.00	1,023.81	4,261.98	4,398.91	46.42	9,733.12
Astor.	2,230.00	4.36	11.61	20.10		36.07
Coal & Coke.	4,000,000.00	7,799.99	32,313.81	30,987.93	3,776.72	74,908.48
Bellington & Northern R. R.	15,000.00	29.25	121.39	97.11		268.03
Benwood & Wheeling Connecting Railway.	175,000.00	341.25	665.41	2,098.69	853.12	3,918.50
Big Sandy & Cumberland Connecting Railway.	3,000.00	5.85	15.50	23.99		45.34

Buffalo Creek & Gaultey R. R.	278,000 00	1,876 87	2,305 88	37,913 70	4,710 00
Champanoke & Ohio Railway (Main Line)	23,215,246 00	315,736 25	230,900 38	37,913 70	636,960 98
Greenbrier Branch	3,106,238 00	19,353 03	19,022 05	830 73	43,290 06
Loop Creek Branch	408,367 00	4,235 14	7,166 84	63 85	12,282 18
White Oak Branch	83,546 00	918 90	1,641 73	171 12	2,914 17
South Side Branch	255,040 00	2,660 70	4,475 95	.....	7,633 98
Kennedy Creek Branch	198,383 00	2,216 28	1,653 49	.....	4,257 60
Hawks Nest Branch	88,986 00	774 41	1,788 05	.....	1,901 49
Hawks Nest Branch	370,254 00	722 00	4,416 11	.....	8,204 84
Gaultey Branch	110,733 00	215 94	971 71	.....	2,170 15
Laurel Creek Branch	990,807 00	1,632 07	11,456 38	.....	23,233 57
Plain Creek Branch	27,000 00	52 65	331 29	.....	636 65
Raleigh & Southwestern Branch	113,310 00	968 50	1,806 94	.....	3,232 30
Prater River & Point Creek Branch	37,573 00	378 00	659 45	.....	1,157 41
Prater Hill Division	164,653 00	1,444 85	3,178 67	.....	4,944 61
Powellton Branch	90,283 00	941 90	1,584 50	.....	2,702 46
Rock Branch	21,733 00	226 77	381 45	.....	650 60
Rock Lick Branch	537,392 00	6,069 23	8,776 63	.....	15,933 60
Point Creek Branch	3,856 41	24,166 05	21,265 21	.....	49,287 67
Cabin Creek Branch	2,630,278 00	27,770 82	29,732 16	.....	63,748 17
Guyandotte Valley Branch	2,150,145 00	1,932 37	2,342 26	.....	4,567 42
Logan & Southern Railway	33,600 00	445 53	478 30	.....	989 35
Morris Creek Branch	2,378,668 00	26,711 87	18,987 69	.....	51,193 90
Coal River Railway	150,000 00	1,550 25	1,901 25	.....	3,744 00
Campbells Creek R. R.	60,000 00	342 23	337 85	.....	876 33
Calto & Kanawha Railway	40,000 00	448 50	281 30	.....	787 80
Cheat Haven & Bruceton R. R.	40,000 00	283 73	238 88	.....	600 61
Chemical & Helvetia R. R.	175,000 00	1,570 65	1,196 29	.....	3,183 56
Central West Virginia & Southern R. R.	15,000 00	131 62	188 19	.....	384 87
Cumberland & Pennsylvania R. R.	700,000 00	4,304 38	5,057 87	.....	10,978 53
Cumbecland Valley & Martinsburg R. R.	60,000 00	443 50	490 38	.....	1,059 90
Earlscorn & Summersville R. R.	45,000 00	358 41	237 66	.....	683 82
Glady & Alpena R. R.	900,000 00	7,284 06	7,180 59	.....	16,219 63
Greathart Cheat & Elk R. R.	15,000 00	195 03	102 37	.....	282 26
Gwynn & Eastern R. R.	85,000 00	1,754 97	1,661 97	.....	2,819 36
Gwynn & Eastern R. R.	100,000 00	150 64	712 24	.....	1,457 14
Harrisville Southern R. R.	300,000 00	482 15	4,680 00	.....	9,126 00
Island Creek R. R.	350,000 00	3,861 00	4,680 00	.....	661 05
Kanawha Central Railway	350,000 00	3,997 80	204 75	.....	10,346 10
Kanawha Glen Jean & Eastern R. R.	6,000,000 00	64,426 25	68,020 15	.....	150,954 04
Kanawha & Michigan	11,770 00	7,684 58	3,791 89	.....	12,889 25
Kanawha & West Virginia	10,000 00	103 35	95 31	.....	218 16
Kanawha & Coal River R.	75,000 00	146 25	1,087 62	.....	2,257 12
Kellys Creek & Northwestern R. R.	40,000 00	518 70	509 40	.....	1,193 40
Kellys Creek Imp. Company	25,000 00	331 50	335 87	.....	730 12
Kellys Creek R. R.	175,000 00	1,200 50	1,198 15	.....	2,766 43
Little Kanawha R. R.	125,000 00	1,445 56	872 53	.....	2,561 96
Loop & Lookout R. R.	20,000 00	1,130 97	104 62	.....	3,068 16
Loraina R. R.	15,000 00	163 80	131 62	.....	324 67
Mann's Creek R. R. (Bahcock)	.....	.....	.....	.....	.....

STATEMENT XXVI—Continued  
Assessed Value of Railroads and Taxes Paid Thereon for 1920

	Valuation	Amount of State Tax	Amount of County Tax	Amount of District Tax	Amount of Municipal Tax	Grand Total
Monongahela Railway	2,000,000.00	3,900.01	17,790.85	18,327.70	4,940.22	44,368.78
Morgantown & Kingwood R. R.	1,000,000.00	1,950.00	7,647.09	11,792.17	2,174.13	23,463.39
Norfolk & Western Railway (Main Line)	25,982,613.00	50,668.19	220,961.42	271,963.31	41,770.55	565,063.57
Bluestone Branches	1,827,600.00	3,653.82	16,824.95	22,079.01	550.99	42,792.80
North Fork Branches	418,219.00	815.63	5,280.54	5,279.31	.....	11,375.26
Tug Fork Branches	1,664,731.00	3,246.22	21,018.88	23,666.01	554.00	46,485.11
Dry Fork Branches	282,789.00	3,897.43	362.55	2,907.80	.....	7,099.31
Big Sandy Branches	1,998,688.00	3,897.43	23,914.02	20,443.30	281.91	46,539.68
Potsy Branches	4,065,038.00	9,098.53	38,351.37	33,969.19	1,079.01	82,495.40
Panther R. R.	150,312.00	293.10	1,172.44	1,318.99	.....	2,784.53
Pittsburgh, Cincinnati, Chicago & St. Louis R. R. (Main Line)	3,000.00	9.75	67.32	43.87	.....	121.14
New Cumberland Branch	1,373,030.00	2,677.41	11,742.10	13,504.28	223.19	28,146.98
Wheeling Branch	681,334.00	1,250.95	3,762.86	7,384.22	1,075.38	13,673.14
Pittsburg Branch	1,985,436.00	3,871.01	13,029.63	21,696.23	6,741.81	45,339.28
Pittsburgh, West Virginia R. R.	360,000.00	1,072.80	4,820.28	5,255.25	.....	11,154.00
Pitckens & Wickers Valley R. R.	40,000.00	78.00	307.48	203.88	.....	589.00
Pocahontas R. R.	80,000.00	154.70	342.25	186.65	.....	578.90
Reston R. R.	81,000.00	163.70	843.99	233.25	.....	945.44
Raleigh & Pocahontas R. R.	25,000.00	43.75	66.57	485.91	.....	1,257.82
Richwood & Gauley R. R.	25,000.00	43.75	189.87	271.36	.....	422.52
Rowanburg & Southern R. R.	536.25	1.07	157.70	172.57	.....	331.34
Sewell Valley R. R.	275,000.00	536.25	3,099.75	2,064.42	.....	5,636.47
Strods Creek & Middleby R. R.	18,900.00	36.69	55.15	949.37	.....	1,001.21
Tug, Mer & Keokuk R. R.	25,000.00	49.75	97.15	146.58	.....	293.48
Twin Mountain & Beckley R. R.	45,000.00	87.75	215.84	184.53	.....	428.00
Valley Branch R. R.	7,750,000.00	15,112.51	73,985.44	102,938.02	10,983.68	202,109.65
Venus R. R.	5,000.00	6.75	22.91	10.96	.....	37.62
W. Kanawha & Ireland R. R.	140,000.00	273.02	1,067.55	930.26	.....	2,270.83
West Virginia Midland R. R.	120,000.00	234.00	1,908.70	1,634.26	.....	2,646.07
West Virginia Northern R. R.	30,000.00	58.50	310.05	289.57	.....	608.12
West Virginia Southern R. R.	850,000.00	1,637.52	4,093.43	7,296.54	4,994.76	17,971.76
Whiting Terminal Railway	40,000.00	78.00	340.54	304.44	.....	713.98
White Sulphur & Huntersville R. R.	35,000.00	68.25	163.80	648.37	.....	880.42
Williamson & Pond Creek R. R.	1,200.00	3.36	5.50	17.21	.....	26.83
Winding Gulf R. R.	.....	.....	53,467.62	.....	.....	53,467.62
Western Maryland R. R. (Main Line)	5,844,730.00	11,397.27	53,467.62	53,264.63	5,149.24	123,268.78



Kearse Branch	18,994.05	37.05	144.65	223.23	120.37	545.31
Elk Garden & Mart. Branch	229,118.00	449.78	2,677.60	1,553.74	9.98	4,698.19
Davis Branch	140,558.00	374.09	1,246.11	1,045.37	175.18	3,650.73
Hittesville Branch	331,775.00	637.47	2,365.01	2,445.24	198.60	6,131.51
Durbia Branch	1,197,508.00	2,335.78	12,142.43	9,816.82	163.82	24,487.53
Bullington Branch	141,113.00	275.18	1,342.83	1,019.38	280.71	3,000.04
Darlington Branch	34,243.00	157.27	1,323.10	1,139.55	59.69	3,531.61
Chertow Run Branch	80,593.00	157.76	561.54	552.12	.....	1,301.44
Charley Branch	150,000.00	292.50	1,989.00	2,135.25	.....	4,416.75
Windfords R. R.	.....	.....	.....	.....	.....	.....
<b>TOTAL</b>	<b>\$ 189,559,009.00</b>	<b>\$ 369,640.29</b>	<b>\$ 1,601,914.68</b>	<b>\$ 1,831,487.11</b>	<b>\$ 237,035.13</b>	<b>\$ 4,040,067.19</b>

STATEMENT XXVII

Assessed Value of Car Lines, Street Railways, Bridge and Express Companies and Taxes Paid Thereon for 1920

PRIVATE CAR LINES	Valuation	Amount of State Tax	Amount of County Tax	Amount of District Tax	Amount of Municipal Tax	Grand Total
American Refrigeration Transit.....	\$ 7,500.00	14.62	50.33	53.55	2.37	120.87
Armour & Co.....	15,862.00	30.93	115.35	111.06	8.67	265.91
Cudahy Packing Company.....	1,960.00	3.82	17.67	17.20	3.25	41.84
Eastern Refining Company.....	20,000.00	39.00	201.62	227.76	114.08	582.66
Fruit Growers Express Company.....	8,000.00	15.60	58.54	63.18	7.65	134.94
H. C. Frick Coke Company.....	5,400.00	10.54	38.44	63.18	5.93	118.09
Interstate Tank Car Corporation.....	3,000.00	5.85	16.38	41.53	6.58	70.34
Morris & Co. (Tank Line).....	7,000.00	14.62	64.57	53.08	1.88	134.15
Monongahela Valley Traction Company.....	183,600.00	358.06	1,388.27	1,805.14	365.62	3,917.08
New England Fuel & Transportation Co.....	150,000.00	292.50	1,440.56	1,994.50	2,727.56	2,727.56
Ohio Valley Refining Company.....	27,000.00	52.85	248.77	187.39	7.32	496.13
Pullman Company.....	493,000.00	962.83	4,124.28	4,373.15	521.40	9,981.66
Riverside Eastern Oil Company.....	3,000.00	7.02	49.84	21.06	.....	77.92
Swift Refrigerator Transportation Company.....	17,500.00	34.12	192.19	201.84	22.79	450.94
Tanners Extract Company.....	5,000.00	9.75	51.67	48.26	.....	109.68
Texas Company.....	36,525.00	71.23	397.02	451.84	53.55	973.64
Trans-Continental Oil Company.....	8,250.00	16.09	60.35	90.02	88.48	255.01
Union Refrigerator Transit Company.....	2,000.00	3.90	8.77	28.47	14.63	55.77
Union Tank Car.....	75,000.00	146.25	681.35	758.14	41.27	1,627.01
Wilson Car Lines.....	5,852.00	11.40	50.08	47.35	4.45	109.28
<b>TOTAL.....</b>	<b>\$ 1,077,289.00</b>	<b>2,100.77</b>	<b>9,250.16</b>	<b>9,633.13</b>	<b>1,265.82</b>	<b>22,249.88</b>
<b>STREET RAILWAY COMPANIES</b>						
Appalachian Power.....	\$ 200,000.00	390.00	1,638.00	2,340.00	1,365.00	5,733.00
Charleston-Dunbar Traction.....	250,000.00	487.50	2,359.15	2,918.05	957.60	6,722.30
Charleston-Interurban R. R.....	1,550,000.00	3,022.50	14,943.12	16,465.52	5,608.87	40,040.01
City Railway.....	325,000.00	633.75	1,571.33	2,894.98	1,491.59	6,591.65
Grafton Light & Power.....	130,000.00	253.50	380.25	1,229.47	925.28	2,788.50
Kanawha Traction & Electric.....	1,000,000.00	1,950.00	4,667.07	10,354.08	3,250.16	20,221.31
Lewisburg & Ronceverte Electric Ry.....	300,000.00	60.00	330.00	398.00	45.00	833.00
Monongahela Valley Traction.....	6,200,000.00	12,090.02	46,333.34	66,934.00	13,567.83	138,925.19
Morgantown & Wheeling Ry.....	6,000.00	11.70	50.31	29.25	70.00	150.93
Morgantown & Wheeling Ry.....	150,000.00	300.00	1,595.50	1,030.00	.....	2,995.50
Newell Bridge & Wheeling Ry.....	100,000.00	185.00	555.75	975.00	.....	1,725.75
Ohio Valley Electric Railway.....	1,000,000.00	2,000.00	5,366.84	13,033.02	6,709.34	27,109.20
Pan Handle Traction.....	600,000.00	1,170.00	4,010.64	6,895.55	1,816.96	13,993.15
Princeton Power.....	275,000.00	536.25	2,465.77	3,025.13	601.90	6,629.05
South Morgantown Traction.....	30,000.00	58.50	231.07	432.90	166.73	889.20

Steubenville, Wellburg & Wellton Railway.....	450,000 00	877 52	3,461 02	5,047 31	1,437 06	10,823 51
Steubenville, East Liverpool, Beaver Valley Traction.....	200,000 00	390 00	1,111 50	2,242 50	975 00	4,719 00
Steubenville & New Martinsville Traction.....	75,000 00	150 00	736 00	611 62	114 87	1,615 49
Tyler Traction.....	150,000 00	292 50	1,727 48	1,095 02	192 37	3,307 37
Wellburg, Bethany & Washington Railway.....	40,000 00	78 00	340 76	425 86	53 43	968 07
West Virginia Traction & Electric (Whesling).....	1,000,000 00	1,950 00	4,875 00	10,090 37	5,388 91	23,304 28
West Virginia Traction & Electric (Morgantown).....	475,000 00	925 25	3,697 99	6,717 75	2,500 87	13,842 56
Wheeling Traction.....	1,750,000 00	3,412 50	7,737 22	15,968 77	9,009 94	38,865 43
<b>TOTAL.....</b>	<b>\$ 15,986,000 00</b>	<b>\$ 31,235 49</b>	<b>\$ 110,188 41</b>	<b>\$ 171,914 59</b>	<b>\$ 56,277 96</b>	<b>\$ 369,616 45</b>
<b>BRIDGE &amp; FERRY COMPANIES</b>						
Harpers Ferry & London Bridge.....	25,000 00	48 75	126 75	260 81	97 50	533 81
Harpers Ferry & Potomac Bridge.....	1,500 00	2 92	7 61	15 65	5 85	32 03
Hinton Toll Bridge.....	45,000 00	87 75	551 36	436 56	23 15	1,068 83
Kanawha City Bridge.....	200,000 00	390 00	1,764 75	2,057 25	1,072 50	5,284 50
Kentucky & West Virginia Bridge.....	12,500 00	24 37	88 50	231 56	137 72	482 15
Louisa & Fort Gay Bridge.....	11,000 00	21 45	79 37	121 19	53 62	275 63
Marietta-Parkersburg Bridge.....	315,000 00	614 25	1,573 48	3,003 68	1,102 86	6,294 27
Montgomery & Cannelton Bridge.....	90,000 00	175 50	925 77	1,509 26	500 17	3,110 73
Parkersburg-Ohio Bridge.....	100,000 00	195 00	394 87	1,072 50	195 00	1,887 37
Parkersburg-Ohio Bridge.....	275,000 00	536 25	2,413 12	2,627 63	195 00	5,677 00
Steubenville Bridge.....	2,000 00	3 90	10 14	18 52	11 12	43 68
Virginia & Maryland Bridge.....	290,000 00	507 00	1,287 50	2,180 10	1,621 00	5,475 60
Wheeling Bridge.....	325,000 00	633 75	1,584 37	2,725 13	1,901 25	6,844 50
Wheeling & Belmont Bridge.....						
<b>TOTAL.....</b>	<b>\$ 1,662,000 00</b>	<b>\$ 3,240 89</b>	<b>\$ 10,757 59</b>	<b>\$ 16,259 87</b>	<b>\$ 6,621 74</b>	<b>\$ 36,880 09</b>
<b>EXPRESS COMPANY</b>						
American Railway Express Company.....	\$ 410,558 00	800 63	3,380 23	3,981 99	848 59	9,011 14

**STATEMENT XXVIII**  
**Assessed Value of Telephone and Telegraph Companies and Taxes Paid Thereon for 1920**

	Valuation	Amount of State Tax	Amount of County Tax	Amount of District Tax	Amount of Municipal Tax	Grand Total
.....	\$					
.....	3,000.00	5.85	26.66	29.84	3.49	65.84
.....	3,500.00	6.83	40.10	30.71	30.71	77.64
.....	300,000.00	585.03	2,450.22	2,615.24	338.38	5,988.87
.....	8,000.00	15.59	69.81	57.82	25.84	169.06
.....	5,000.00	.97	3.61	3.75	8.33	12.09
.....	700.00	1.36	3.90	6.88	6.99	12.09
.....	300.00	.59	2.98	2.72	6.50	6.50
.....	300.00	1.07	4.11	3.43	1.19	8.80
.....	7,000.00	13.65	49.88	51.25	2.02	116.80
.....	1,550.00	3.03	11.30	11.30	.....	25.63
.....	700.00	1.36	6.01	3.41	.....	10.78
.....	1,300.00	2.54	15.07	8.18	.....	25.79
.....	2,685.00	5.24	21.65	20.83	.....	49.34
.....	1,500.00	2.93	11.99	15.21	.....	24.54
.....	1,300.00	2.54	15.18	6.82	.....	34.03
.....	10,000.00	19.50	53.28	78.08	.....	170.29
.....	200,000.00	390.00	1,763.69	2,516.88	19.43	5,912.37
.....	800.00	1.56	10.22	5.43	.....	17.68
.....	3,000.00	5.85	13.46	24.57	19.11	62.99
.....	625.00	1.23	5.17	4.75	.....	11.15
.....	2,225.00	4.35	16.33	16.58	.....	37.26
.....	1,975.00	3.86	15.01	19.37	93	89.17
.....	1,700.00	3.34	14.37	18.25	.....	35.96
.....	2,500.00	4.88	16.44	16.26	.....	37.77
.....	1,921.00	3.74	17.22	14.38	1.64	36.98
.....	350.00	.68	2.06	2.57	.....	5.31
.....	300.00	.58	3.37	2.78	.....	6.73
.....	3,000.00	5.85	21.47	28.31	11.80	67.43
.....	1,450.00	2.82	10.59	9.73	.....	23.14
.....	830.00	1.62	5.85	6.53	.....	14.00
.....	5,500,000.00	10,725.04	37,760.38	58,426.44	24,197.15	131,109.01
.....	750.00	1.47	6.93	6.28	.....	14.68
.....	970.00	1.89	6.29	14.50	3.61	26.28
.....	1,100.00	2.16	7.94	8.39	.....	18.49
.....	1,900.00	3.70	13.65	13.62	.....	30.97
.....	325.00	.64	2.71	2.53	.....	6.14
.....	1,700.00	3.31	13.10	12.53	.....	28.94
.....	2,375.00	4.74	22.38	21.50	1.32	49.84
.....	375.00	.....	4.57	2.04	.....	7.35

Finch Telephone Company.....	490 00	1 14	4 86	8 73	9 89
Finch Telephone Company (McKim Division).....	1 475 00	2 80	13 63	9 60	26 22
Farmers Union Telephone Company.....	1 800 00	3 12	14 54	15 90	34 71
Farmers Rural Telephone Company.....	425 00	1 96	3 64	3 70	8 38
Farmers Mut. Union Telephone Company.....	945 00	1 96	7 77	6 36	16 06
Fairview Telephone Company.....	600 00	1 56	10 53	6 60	20 59
Frazier's Bottom, Upham & Glenwood Telephone Co.....	1 075 00	2 11	9 28	6 89	18 28
Friendship Mutual Telephone Company.....	6 000 00	11 70	48 36	47 24	107 30
Flemington Telephone Company.....	2 870 00	5 60	18 56	34 54	43 70
Fairmont & Western Telephone Co.....	1 600 00	1 17	4 72	5 00	10 90
Farmers Telephone Company.....	1 500 00	2 92	14 33	21 05	47 24
Gassaway Telephone Company.....	2 070 00	4 06	17 15	22 15	46 37
Glade Valley Telephone Company.....	2 400 00	4 06	17 15	22 15	43 35
Green Sulphur Mutual Telephone Company.....	800 00	2 34	3 34	1 64	4 56
Guyana Telephone Company.....	1 200 00	2 34	10 36	8 91	21 61
Gauldy Bridge, Greenville & Camden Telephone Company.....	3 511 00	13 23	19 33	19 80	38 58
Hills & Bridges, Cambridgeville & Camden Telephone Company.....	3 000 00	5 85	20 09	20 06	47 46
Hardy Mutual Telephone Company.....	925 00	1 81	1 86	1 33	3 28
Independent Home Telephone Company.....	200 00	1 31	6 18	6 18	15 37
Inland Telephone Company.....	2 050 00	3 99	13 10	13 15	30 24
Jefferson County Telephone Company.....	8 000 00	15 60	96 65	57 51	170 62
Leasburg Telephone Company.....	70 000 00	138 60	398 53	497 18	1,260 24
Lansing Telephone Company.....	2 650 00	5 17	36 35	23 88	56 83
Leasdale Independent Telephone Company.....	3 000 00	5 85	36 55	24 32	66 72
Lincolnton Telephone Company.....	25 000 00	48 76	243 18	221 50	536 80
Lincolnton Telephone Company.....	1 625 00	3 18	16 33	10 49	30 00
Lincoln County Telephone Company.....	950 00	1 85	7 97	8 72	18 55
Marlington & Ch. Link Mutual Telephone Company.....	500 00	1 95	3 90	4 63	9 51
Marlington, Knappton Creek & Dilley's Mill Telephone Co.....	2 500 00	4 87	18 46	18 57	47 07
Marlington & Stony Creek Mutual Telephone Co.....	1 625 00	1 23	4 89	5 79	11 91
Marlington & Asbury Mutual Telephone Co.....	1 320 00	2 96	11 50	17 53	32 86
M. K. Duty (Telephone).....	1 175 00	1 35	1 41	1 36	3 14
Milton Telephone Company.....	1 000 00	1 95	5 03	6 64	4 44
Mt. Lookout Telephone Company.....	4 500 00	8 77	30 71	27 87	18 06
Marion Telephone Company.....	1 700 00	3 32	11 25	16 35	67 35
Marie Telephone Company.....	1 200 00	2 34	12 37	17 13	34 46
Monroe Mutual Telephone Company.....	2 800 00	5 46	23 04	21 02	21 84
Masonville Telephone Company.....	3 450 00	6 62	25 74	39 75	52 52
Newville Telephone Company.....	1 350 00	2 63	10 01	10 01	73 57
North Bend & Southern Telephone Co.....	2 900 00	4 88	25 46	8 05	20 84
North Fayette Telephone Company.....	2 900 00	4 75	4 18	18 24	48 58
Oakvale Telephone Company.....	5 000 00	9 75	54 90	43 57	7 92
Oak Hill Telephone Company.....	5 800 00	1 76	8 13	2 80	106 23
Oakland Telephone Company.....	4 200 00	8 10	31 35	85 06	22 16
Oakland Telephone Company.....	4 200 00	8 10	31 35	85 06	186 33
Prattville Telephone Company.....	1 900 00	3 57	14 24	14 24	83 88
Proctor & Peabody Telephone Co.....	1 900 00	3 70	18 30	10 22	38 61
Putnam Telephone Company.....	1 400 00	2 48	15 10	26 54	22 26
Putnam Telephone Company.....	1 500 00	2 98	13 80	12 93	51 37
					83 07

STATEMENT XXVIII—Continued  
Assessed Value of Telephone and Telegraph Companies and Taxes Paid Thereon for 1920

	Valuation	Amount of State Tax	Amount of County Tax	Amount of District Tax	Amount of Municipal Tax	Grand Total
Postal Telegraph-Cable Company.....	25,000 00	48.73	179.63	259.51	62.31	550.18
Pittsburgh & Wheeling Telephone Co.....	4,000 00	7.80	19.50	40.85	5.85	74.00
Pritchard Telephone Company.....	6,000 00	11.70	38.10	38.45	2.49	90.74
Peoples United Telephone Company.....	40,000 00	77.98	271.12	265.60	30.94	645.64
Pocahontas Telephone Company.....	4,500 00	8.77	36.97	43.02	8.19	96.95
Rio & Romney Telephone Co.....	1,750 00	3.43	15.86	11.55	30.84	50.68
River Bend Telephone Company.....	500 00	.97	5.22	2.75	9.02	15.96
Rock Oak Telephone Company.....	250 00	.49	1.92	1.90	4.31	7.70
Rockville & Kingwood Telephone Co.....	900 00	1.75	7.06	4.80	13.61	26.22
Rowlesburg Telephone Company.....	650 00	1.27	5.00	5.88	12.15	24.30
R. mney Consolidated Telephone Company.....	10,000 00	19.53	83.97	66.48	4.57	174.55
Ronceverte & Elkins Telephone Co.....	5,000 00	9.74	45.28	46.96	4.09	106.07
Silver Hill Telephone Company.....	1,650 00	3.22	12.23	10.33	25.77	41.55
St. Cloud Telephone Company.....	900 00	1.76	8.80	7.17	9.7	27.43
Short Line Telephone Company.....	10,000 00	19.51	82.37	108.55	14.33	224.76
Sardis Telephone Company.....	7,000 00	13.65	60.84	56.75	1.36	132.60
Summers & Mercer Mutual Telephone Company.....	800 00	1.57	9.87	4.39	15.63	27.46
Shanesville Telephone Company.....	700 00	1.37	6.48	4.19	12.04	24.08
Shinnston Union Telephone Company.....	2,650 00	5.19	23.85	32.94	6.58	68.56
Tri-District Telephone Company.....	900 00	1.75	7.96	3.47	13.18	23.36
Turkeyfoot Telephone Company.....	2,275 00	4.45	12.49	3.73	20.87	41.54
Trap-Hill Telephone Company.....	2,000 00	9.75	32.56	69.58	7.51	119.40
United Farmers Telephone Company.....	2,200 00	4.29	15.27	16.75	4.29	40.60
Union Ridge & Ohio River Telephone Co.....	500 00	.98	2.93	3.27	7.18	13.36
United Telephone Company.....	7,000 00	13.66	59.36	69.70	17.06	159.78
West American Telephone Company.....	12,000 00	23.40	58.37	128.10	67.78	277.65
West Virginia Mutual Telephone Company.....	13,280 00	25.92	102.55	90.12	49	219.08
Waterloo, Buffalo & Winfield Telephone Co.....	1,225 00	2.40	11.64	6.28	20.32	40.64
Wadestown Home Telephone Company.....	6,000 00	12.00	46.35	75.54	43.86	177.75
Wadestown Telephone Company.....	4,600 00	8.97	51.52	21.74	1.54	83.77
Wallace Telephone Company.....	915 00	1.80	7.85	6.68	16.33	32.46
Weibster Telephone Company.....	700 00	1.37	3.06	5.19	9.62	19.24
Western Union Telegraph Company.....	800 000 00	1,559.98	6,280.83	7,259.62	1,063.34	16,163.77
TOTAL.....	\$ 7,243,376 00 \$	14,125.13 \$	51,597.77 \$	74,464.96 \$	27,518.28 \$	167,706.14

STATEMENT XXIX  
Assessed Value of Pipe Lines and Oil and Gas Companies and Taxes Paid Thereon for 1920

	Valuation	Amount of State Tax	Amount of County Tax	Amount of District Tax	Amount of Municipal Tax	Grand Total
Albany Oil & Gas Co.	\$ 100,000 00	195 00	874 57	984 46	6 34	2,060 37
Berea Heat & Light Co.	5,000 00	9 75	29 25	35 59	74 99	1,587 37
Bridgport Natural Gas & Oil Co.	75,000 00	146 25	590 85	674 41	145 76	1,547 27
Bristol Oil & Gas Co.	35,000 00	68 25	272 03	284 99	99 43	724 72
Builey Gas Company	20,000 00	39 00	183 06	118 27	340 83	1,438 25
Bluefield Gas & Power Co.	50,000 00	97 50	409 50	585 00	341 25	1,438 25
Buckhannon Fuel Company	10,000 00	19 50	82 88	112 61	38 73	248 72
Cameron Heat & Light Co.	50,000 00	97 50	39,649 88	287 40	53 62	968 85
Carnegie Natural Gas Company	4,750,000 00	9,262 48	652 57	740 56	27 05	85,279 92
Comet Oil & Gas Co.	150,000 00	292 50	1,422 88	1,979 28	1,712 67	1,712 67
City & Suburban Gas Co.	300,000 00	585 02	58,656 82	40,525 89	824 88	4,512 04
Columbia Gas & Electric Co.	6,600,000 00	12,675 00	50 70	57 53	48 75	111,962 71
Charles Town Heat & Light Co.	1,000 00	1 95	7 47	7 44	22 22	176 48
Charleston-Dunbar Natural Gas Company	500,000 00	975 00	5,272 88	5,046 55	308 48	11,602 91
Clarkburg Light & Heat Co.	1,600,000 00	2,924 98	12,334 03	13,785 25	1,625 97	30,670 23
Clarksburg Light & Heat Co.	13,600,000 00	26,325 04	113,192 39	100,390 30	5,363 58	245,271 65
Eureka Pipe Line Company	7,000 00	13 65	68 25	119 44	134 51	201 34
Fay Company	25,000 00	48 75	180 14	263 88	607 25	607 25
Gassaway Gas Company	20,000 00	39 00	128 48	125 38	18 77	311 61
Glenville Natural Gas Company	3,000 00	5 85	18 14	10 24	34 23	34 23
G. B. Travis (Gas)	250,000 00	487 50	2,422 88	1,447 87	39 00	4,387 25
Godfrey L. Cabot (Calhoun)	35,000 00	68 25	456 79	498 23	17 06	1,040 33
Godfrey L. Cabot (Kaanawha)	250,000 00	487 50	2,072 85	1,134 51	55 58	3,750 44
Godfrey L. Cabot (Roane)	172,000 00	335 40	1,298 21	1,128 95	12 19	2,774 76
Godfrey L. Cabot (Wirt)	34,350,000 00	66,982 52	204,109 80	256,995 68	6,684 95	594,772 95
Hope Natural Gas Company	30,000 00	58 50	289 10	352 46	39 49	719 50
Home Petroleum & Natural Gas Co.	8,000 00	15 60	50 34	54 60	150 54	150 54
Herman Moore Gas Company	100,000 00	195 00	563 06	663 00	95 06	1,516 12
Harshbarger Oil & Gas Co.	1,250,000 00	2,437 50	11,172 03	9,435 92	1,398 26	24,443 71
Huntington Development & Gas Co.	400,000 00	780 00	2,823 60	2,162 77	24 85	5,791 22
Imperial Oil & Gas Products Co.	9,000 00	17 55	39 49	90 38	147 42	147 42
J. B. Cather Gas Company	20,000 00	39 00	199 39	48 99	12 19	103 11
Jane Lew Licht & Heat Co.	2,000 00	39 00	175 50	175 50	415 35	1,415 35
Kine & Kingery (Gas)	150,000 00	292 50	571 15	1,494 09	331 50	2,689 24
Keener's Oil, Natural Gas & Fuel Co.	40,000 00	78 00	282 50	610 06	136 60	1,117 06
Lumberport Gas Company	40,000 00	78 00	280 74	344 67	44 97	1,746 35
Light, Fuel & Power Co.	1,200,000 00	2,340 02	9,285 77	12,695 97	3,143 61	27,469 37
M-om-gah-la Valley Traction Company	100,000 00	105 00	1,326 00	1,823 50	.....	2,944 50
Mountain State Gas Company	100,000 00	105 00	1,326 00	1,823 50	.....	2,944 50

STATEMENT XXIX—Continued  
Assessed Value of Pipe Lines and Oil and Gas Companies and Taxes Paid Thereon for 1920

	Valuation	Amount of State Tax	Amount of County Tax	Amount of District Tax	Amount of Municipal Tax	Grand Total
Manufacturers Gas & Electric Light Co	30,000 00	68.50	221.28	268.27	93.84	641.89
Montgomery Gas Company	150,000 00	292.50	1,906.74	2,206.56	116.71	4,516.51
Manufacture's Light & Heat Co.	9,900,000 00	19,305.02	76,956.69	71,798.43	4,572.97	171,633.11
Marineburg Heat & Light Co.	45,000 00	87.75	197.44	1,539.66	337.84	1,862.69
Natural Gas Company of West Virginia	450,000 00	877.50	2,182.98	3,960.06	1,764.50	8,685.04
Northern Natural Gas Company	25,000 00	48.75	2,178.01	227.76	518.87	3,013.39
Ohio Fuel Oil Company	3,500,000 00	6,825.04	38,543.94	22,915.58	32.18	68,316.74
Pt. Pleasant Natural Gas Company	25,000 00	48.75	765.69	73,024.68	183.59	74,012.61
Pittsburgh & West Virginia Gas Co.	10,200,000 00	19,889.98	75,949.24	73,012.55	2,492.28	171,344.15
Pure Oil Pipe Line Company	1,000,000 00	1,950.00	8,588.80	8,274.15	15.60	18,828.54
Raccoon Gas Company	125,000 00	242.75	1,067.82	819.49	82.88	2,212.74
Randall Gas Company	150,000 00	292.50	1,397.71	1,288.76	210.13	3,189.10
Resendale Fuel & Water Co.	1,000 00	1.95	5.85	7.02	2.44	17.26
Reserve Gas Company	9,000,000 00	17,540.02	54,446.19	59,784.09	739.03	132,610.33
Rena Gas Company	820 00	1.60	7.15	8.89	2.82	20.46
Salem Natural Gas Company	25,000 00	48.75	203.00	177.55	65.30	468.60
Shields Oil & Gas Co.	15,000 00	29.25	150.33	108.18	23.16	310.82
Shingston Gas Company	6,000 00	11.70	61.48	69.61	26.33	159.12
Southern West Virginia Oil & Gas Corporation	110,000 00	214.50	950.14	708.92	10.24	1,883.80
Sun Transportation Company	30,000 00	58.50	415.35	175.50	.....	649.35
Troy Oil & Gas Co.	2,000 00	3.90	12.92	9.04	.....	28.47
United Fuel Gas Company	15,250,000 00	29,737.52	144,119.31	129,328.92	1,711.71	317,786.24
Virgil I. Allen (Gas)	2,000 00	3.90	21.84	7.90	14,602.49	16,615.09
Valvoline Pipe Lines Department	30,000 00	58.50	253.31	303.91	3.51	619.23
West Virginia Heat & Light Co.	50,000 00	97.50	336.28	376.14	80.53	800.45
West Union Gas Company	30,000 00	58.50	255.94	209.43	43.87	567.74
Wetzel Natural Gas Company	12,000 00	23.40	114.06	108.81	17.55	263.84
West Virginia Central Gas Company	1,000,000 00	1,949.98	5,758.96	5,639.12	530.48	14,178.24
West Virginia Maryland Gas Company	800,000 00	1,560.00	6,041.07	6,206.68	704.29	14,512.04
West Virginia Pipe Line Company	250,000 00	487.50	2,135.82	2,047.37	704.29	4,670.49
West Virginia Traction Electric Company (Morgantown)	600,000 00	1,170.00	5,773.91	5,611.86	1,153.79	13,709.56
TOTAL	\$ 118,835,820 00	\$ 231,729.97	\$ 959,113.82	\$ 890,062.31	\$ 48,731.68	\$ 2,129,610.78



**STATEMENT XXX**  
**Assessed Value of Water Light and Power Companies and Taxes Paid Thereon for 1920**

	Valuation	Amount of State Tax	Amount of County Tax	Amount of District Tax	Amount of Municipal Tax	Grand Total
Apalachian Power Company	\$ 3,250,000 00	6,337 50	35,065 72	39,208 28	4,430 90	85,039 40
Alabama Power Company	5,000 00	9 75	42 90	50 97	12 97	116 59
Blackford Water Works & Improvement Co.	250,000 00	487 50	2,113 80	2,812 29	1,242 15	6,655 74
Buckley Electric Light & Power Co.	85,000 00	165 75	451 54	1,405 46	518 48	2,741 21
Buckhannon Light & Water Co.	75,000 00	146 25	585 00	1,250 44	484 87	2,466 54
Burnside & McMath Consolidated Water Co.	60,000 00	97 50	193 05	599 63	224 00	1,124 18
Barbery Springs Water Works	10,000 00	19 50	73 13	120 90	24 38	173 53
Barbery Improvement Association	5,000 00	9 75	36 56	50 70	11 26	117 27
Bayville Water & Light Co.	3,000 00	5 85	13 16	24 86	20 48	64 35
Branwell Water Company	15,000 00	29 25	135 53	274 17	9 75	448 70
Bullucant Water Works Company	1,500 00	2 63	17 55	18 57	39 04	77 79
Brooks Electric Company	350,000 00	682 50	2,567 18	3,935 98	568 48	8,084 14
Bulluck Realty Company	5,000 00	9 75	47 29	43 88	17 04	117 96
Calllettsburg, Kenova & Ceredo Water Co.	30,000 00	58 50	216 45	263 25	195 98	734 18
Ceredo Water & Light Co.	15,000 00	29 25	111 88	108 47	102 38	351 98
Chandolin Water Light & Fuel Co.	12,000 00	23 40	129 87	118 17	140 40	411 84
Charles Town Water Company	40,000 00	78 00	202 80	230 10	195 00	705 90
Consumers Heat Light, Water & Power Co.	25,000 00	48 75	280 81	132 60	132 60	442 16
Cherry River Boom & Lumber Co.	25,000 00	48 75	146 25	433 88	121 87	750 75
Consolidated Light, Heat & Power Co.	1,250,000 00	2,500 00	8,310 30	13,010 50	8,530 80	32,351 60
Charlottesville Gas & Electric Co.	450,000 00	877 50	2,686 61	5,850 15	3,155 31	12,569 60
Dunbar Land Company (Water Department)	10,000 00	19 50	131 63	106 27	25 40	281 80
Davis Electric Light Company	8,000 00	15 60	46 80	117 00	39 00	318 40
Elkins Power Company	75,000 00	146 25	585 00	1,146 06	409 50	2,286 81
Follansbee Water & Light Co.	45,000 00	87 75	336 38	429 97	185 00	1,049 10
Flat Top Ice & Coal Storage Co.	20,000 00	40 00	199 00	260 00	70 00	569 00
Farmers Exchange Company	5,000 00	9 75	39 00	58 50	24 38	131 63
Fayette Public Service Corporation	12,000 00	23 40	109 84	210 60	58 99	402 83
Fairview Electric Light & Power Co.	3,500 00	6 82	29 99	27 30	4 63	68 74
Gassaway Development Company	15,000 00	29 25	87 75	152 10	149 66	418 76
Glenville Water & Light Co.	6,000 00	11 70	32 18	50 31	20 47	114 66
Greer Electric Company	10,000 00	19 50	12 19	20 96	52 65	114 66
Goodsell Utility Company	10,000 00	19 50	99 91	87 75	231 56	349 71
Groesdale Water Company	8,000 00	15 60	37 44	58 50	24 37	111 54
G. H. Brady Water Company	1,200 00	2 34	11 85	6 32	3 41	23 92
Hinton Water Light & Supply Co.	75,000 00	150 00	787 50	1,237 50	662 50	2,837 50
Huntington Water Corporation	900,000 00	1,755 00	3,948 75	12,811 50	6,581 25	25,096 50
Hamblinton Water Company	2,500 00	4 87	14 63	12 81	10 97	33 27
Headricks Water Company	2,000 00	3 90	11 70	31 40	9 75	56 75

STATEMENT XXX—Continued  
Assessed Value of Water Light and Power Companies and Taxes Paid Thereon for 1920

	Valuation	Amount of State Tax	Amount of County Tax	Amount of District Tax	Amount of Municipal Tax	Grand Total
Hancock County Electric Company	85,000 00	165 75	484 83	926 13	160 57	1,737 28
Hickory Flat Light Line Company	200 00	1 81	3 12	5 32	24 00	34 05
Home Light Company	4,000 00	8 00	26 00	41 60	99 60	175 20
Harpers Ferry Electric Light & Power Co.	12,000 00	23 40	60 84	125 19	246 72	456 15
Hardland Power Company	20,000 00	39 00	136 50	167 70	343 20	646 40
J. A. Parks (Electric)	3,500 00	6 83	17 35	30 93	75 22	121 33
Kingwood Water Company	10,000 00	19 50	63 38	138 45	48 75	270 08
Kimball Light & Water Co.	25,000 00	48 75	242 53	407 07	106 41	804 76
Keyser Electric Company	30,000 00	58 50	263 25	351 00	190 13	862 88
Kentucky & West Virginia Power Co.	350,000 00	682 50	2,064 32	3,334 70	63 08	6,144 60
Loop Creek Bottling Company	500 00	98	4 48	8 77	2 44	114 67
Loveland Light & Water Co.	10,000 00	19 50	48 75	132 60	79 95	280 80
Logan Water Works Company	30,000 00	58 50	342 23	468 00	146 25	1,014 98
Logan County Light & Power Co.	1,600,000 00	3,120 00	20,136 19	24,199 50	268 12	47,723 81
Mountain State Electric Company	5,000 00	9 75	45 34	56 06	17 06	128 21
Moundsville Water Company	110,000 00	214 50	383 18	1,137 82	526 50	2,262 00
Middlebourne Water Company	8,000 00	15 60	72 15	84 24	25 74	197 73
Monongomery Light & Water Improvement Company	30,000 00	58 50	219 38	579 15	333 45	1,190 48
Matoaka Water Works	8,000 00	11 70	54 99	76 05	7 31	150 05
Monongah Service Company	75,000 00	148 25	643 36	681 52	49 24	1,520 37
Monongomery Utilities Company	15,000 00	29 25	109 69	289 57	166 73	595 24
Mullens Power Company	8,000 00	11 70	55 58	67 27	29 25	163 80
Madison Utilities Company	12,000 00	23 40	108 81	88 92	58 50	279 63
Matoaka Electric Power Company	40,000 00	78 00	356 85	483 60	24 38	942 83
Mt. Hope Electric Power & Water Co.	8,000 00	15 60	71 76	140 40	54 60	282 36
Mountain Milling Company	10,000 00	19 50	97 50	112 13	58 50	287 63
Matawan Light & Power Co.	8,000 00	15 60	37 44	63 96	50 70	187 70
New Cumberland Water & Gas Co.	15,000 00	29 25	93 60	282 26	81 90	487 01
Nowell Water & Power Co.	50,000 00	97 50	277 88	487 50	567 44	1,430 32
Northern Virginia Power Company	600,000 00	1,170 02	3,923 54	5,724 20	567 44	11,385 20
P. Pleasant Water & Light Co.	75,000 00	146 25	800 72	839 23	445 33	2,231 53
Princeton Water Works Company	90,000 00	175 50	770 25	1,260 68	617 66	2,824 09
Pratt Water Works Company	2,000 00	3 90	23 59	28 57	1 95	58 01
Pocahontas Light & Water Co.	10,000 00	19 50	91 65	100 43	8 78	211 38
Park Springs Water Company	1,500 00	2 92	7 31	17 55	8 78	36 56
Piedmont Electric Light & Power Co.	20,000 00	39 00	175 50	224 25	87 75	526 50
Preston County Electric Company	7,000 00	13 65	40 48	87 85	14 63	156 59
Parsons Electric Company	7,000 00	13 65	42 82	109 88	27 86	194 24
Potomac Light & Power Co.	350,000 00	682 50	1,921 97	2,950 35	975 98	6,530 80

South Side Water Works Company	60,000 00	117 00	333 45	655 20	224 00	1,339 65
Spencer Water & Ice Co.	35,000 00	68 25	277 40	243 38	75 17	664 30
St. Albans Light, Water & Ice Co.	40,000 00	78 00	364 90	624 00	351 00	1,407 90
Shinnston Power & Light Co.	7,500 00	14 62	64 35	87 02	32 91	198 90
Sutton Electric Light, Power & Water Co.	2,000 00	3 90	66 52	180 37	35 49	300 88
Suburban Water Company	10,000 00	19 50	60 70	12 85	55 57	35 10
Shepherdstown Light & Water Co.	12,000 00	23 40	70 20	92 63	99 45	318 40
Salem Electric Light Company	15,000 00	29 28	141 09	182 37	24 38	369 19
St. Marys Power & Light Co.	7,000 00	13 65	60 06	81 22	30 71	377 09
Shinnston Light & Water Co.	10,000 00	19 50	88 73	103 35	58 50	185 64
South Charleston Utilities Company	18,000 00	36 00	117 00	103 35	106 00	370 06
Terra Alta Water Company	17,000 00	33 15	113 59	187 20	69 71	448 20
Tygart Valley Water Company	2,750,000 00	5,262 48	31,838 81	39,035 98	76,442 02	373 28
Virginia Power Company	1,000 00	1 95	8 48	8 20	1 95	76 442 02
Virginia Western Power Company	95,000 00	185 25	325 92	1,206 94	446 06	4,133 75
Wirt C. Ward (Water)	7,000 00	13 65	47 29	65 52	29 25	207 17
Weston Electric Light, Power & Water Co.	32,000 00	62 40	187 20	418 06	234 00	1,557 71
Webster Springs Water Works & Electric Light Co.	30,000 00	58 50	146 25	397 80	199 88	901 66
West End Water Company	10,000 00	19 50	51 19	92 63	34 12	802 43
Williamstown Water, Light & Power Co.	1,500 00	2 93	10 97	13 16	6 18	197 44
Williamstown Public Service	225,000 00	433 75	1,645 31	2,851 88	1,886 62	33 64
Wellaburg Electric Light & Power Co.	5,000 00	9 75	35 59	49 72	24 38	6,822 56
Wheeling Electric Company	1,953,034 09	3,806 41	9,182 13	18,072 40	10,568 49	119 44
Williamson Electric Company	125,000 00	243 75	585 00	2,315 62	1,377 19	41,566 43
West Virginia Traction & Electric Co. (Morgantown)	250,000 00	487 50	2,073 83	3,068 80	1,861 41	4,621 56
West Virginia Traction & Electric Co. (Wheeling)	100,000 00	195 00	487 50	1,170 00	502 95	6,511 54
West Virginia Water & Electric Co.	2,250,000 00	4,337 50	16,453 13	24,570 00	24,131 25	2,355 45
West Virginia Light & Traction Co.	25,000 00	48 75	224 06	467 41	66 69	69,541 88
West Virginia Light, Heat & Power Co.	200,000 00	400 00	1,662 00	2,675 55	1,160 00	806 91
TOTAL	\$ 19,345,934 09	\$ 37,802 91	\$ 162,844 44	\$ 224,184 46	\$ 77,302 65	\$ 512,134 46

## STATEMENT XXXI

## Distribution of Public Service Monies to Counties for 1920 Taxes

	County	District		County	District
Barbour.....	\$ 26,394 25	\$ 19,985 86	Mingo.....	\$ 54,839 07	\$ 98,974 67
Berkeley.....	29,650 89	30,763 81	Monongalia.....	93,975 34	87,344 11
Boone.....	23,982 57	15,667 24	Monroe.....	5,895 70	5,773 71
Braxton.....	21,832 51	24,829 32	Morgan.....	66,223 09	61,587 38
Brooke.....	43,464 89	52,985 25	McDowell.....	16,570 37	170,615 76
Cabell.....	50,414 49	113,659 40	Nicholas.....	6,297 95	7,875 24
Calhoun.....	18,981 74	12,133 12	Ohio.....	49,493 90	96,795 96
Clay.....	13,263 08	15,728 72	Pendleton.....	35 96	32 27
Doddridge.....	83,441 07	41,139 12	Pleasants.....	21,825 14	15,437 12
Fayette.....	114,590 24	166,877 93	Pocahontas.....	21,395 62	20,844 37
Gilmer.....	12,028 86	11,624 06	Preston.....	45,841 14	65,729 40
Grant.....	3,291 92	3,375 91	Putnam.....	39,993 86	26,716 38
Greenbrier.....	35,754 77	37,949 42	Raleigh.....	39,778 82	50,419 41
Hampshire.....	22,774 46	14,764 95	Randolph.....	33,929 22	32,128 41
Hancock.....	12,762 56	24,793 55	Ritchie.....	49,769 81	52,962 36
Hardy.....	2,366 13	1,926 21	Roane.....	41,978 89	28,587 71
Harrison.....	221,048 91	273,284 79	Summers.....	46,003 63	34,808 34
Jackson.....	25,793 81	21,671 02	Taylor.....	24,463 90	47,201 77
Jefferson.....	26,961 24	31,508 87	Tucker.....	13,901 36	21,728 86
Kanawha.....	317,358 36	300,922 42	Tyler.....	51,967 20	44,575 22
Lewis.....	58,184 49	67,355 65	Upshur.....	11,464 97	13,351 66
Lincoln.....	64,131 22	37,587 71	Wayne.....	109,005 39	94,484 80
Logan.....	50,482 55	61,882 94	Webster.....	7,693 32	9,604 75
Marion.....	140,931 40	176,426 32	Wetzel.....	126,679 28	156,705 79
Marshall.....	71,063 32	98,592 70	Wirt.....	4,655 13	3,999 05
Mason.....	43,534 78	33,141 44	Wood.....	47,464 34	68,659 88
Mercer.....	106,292 87	147,772 37	Wyoming.....	21,102 77	18,939 95
Mineral.....	58,593 62	49,898 45			
Total for Counties.....				\$ 2,900,751 17	\$ 3,224,132 88

STATEMENT XXII

Amount of Taxes Paid Municipalities by Public Utilities for the Year 1920 in the Various Counties

MUNICIPALITY		MUNICIPALITY	
<b>BARBOUR COUNTY</b>		<b>GILMER COUNTY</b>	
Belington.....	\$ 2,177.86	Glenville.....	\$ 44.70
Philippi.....	1,219.23	Troy.....	2.45
Junior.....	257.47	Layopolis.....	180.85
<b>Total.....</b>	<b>\$ 3,654.56</b>	<b>Total.....</b>	<b>\$ 228.06</b>
<b>BERKELEY COUNTY</b>		<b>GRANT COUNTY</b>	
Hodgesville.....	\$ 15.22	Petersburg.....	\$ 20.66
Martinsburg.....	5,072.20	Bayard.....	123.96
<b>Total.....</b>	<b>\$ 5,087.42</b>	<b>Total.....</b>	<b>\$ 144.62</b>
<b>BOONE COUNTY</b>		<b>GREENSBORO COUNTY</b>	
Madson.....	\$ 306.30	Lewisburg.....	\$ 28.36
Danville.....	203.36	Rainelle.....	62.12
<b>Total.....</b>	<b>\$ 509.66</b>	Ronceverte.....	4,623.04
<b>BRAXTON COUNTY</b>		White Sulphur Springs.....	982.67
Burnsville.....	\$ 1,224.25	Frankford.....	1.01
Flatwoods.....	189.90	Falling Springs.....	245.01
Ganaway.....	2,693.86	<b>Total.....</b>	<b>\$ 5,945.21</b>
Sutton.....	256.12	<b>HAMPSHIRE COUNTY</b>	
Rosedale.....	16.59	Romney.....	\$ 205.35
<b>Total.....</b>	<b>\$ 4,380.72</b>	<b>Total.....</b>	<b>\$ 205.35</b>
<b>BROOKS COUNTY</b>		<b>HANCOCK COUNTY</b>	
Bethany.....	\$ 37.49	Chester.....	\$ 2,172.10
Wellburg.....	7,343.53	Holliday's Cove.....	737.28
Fellansbos.....	1,330.58	New Cumberland.....	936.57
<b>Total.....</b>	<b>\$ 8,711.60</b>	<b>Total.....</b>	<b>\$ 3,845.95</b>
<b>CABELL COUNTY</b>		<b>HARDY COUNTY</b>	
Huntington.....	\$43,251.79	Moorefield.....	\$ 48.42
Barbourville.....	1,108.13	<b>Total.....</b>	<b>\$ 48.42</b>
Milton.....	132.90	<b>HARRISON COUNTY</b>	
<b>Total.....</b>	<b>\$44,487.82</b>	Bridgeport.....	\$ 1,100.51
<b>CALMOUN COUNTY</b>		Clarksburg.....	18,081.05
Orantville.....	\$ 442.48	Salem.....	2,173.33
<b>Total.....</b>	<b>\$ 442.48</b>	Lumberport.....	1,192.20
<b>CLAY COUNTY</b>		Shinston.....	1,471.28
Henry.....	\$ 167.02	<b>Total.....</b>	<b>\$24,018.37</b>
<b>Total.....</b>	<b>\$ 167.02</b>	<b>JACKSON COUNTY</b>	
<b>DODDRIDGE COUNTY</b>		Ravenswood.....	\$ 697.09
West Union.....	\$ 591.33	Ripley.....	70.25
<b>Total.....</b>	<b>\$ 591.33</b>	<b>Total.....</b>	<b>\$ 767.34</b>
<b>FAYETTE COUNTY</b>		<b>JEFFERSON COUNTY</b>	
Ansted.....	\$ 77.56	Shepherdstown.....	\$ 409.62
Montgomery.....	1,594.00	Bolivar.....	8.35
Mount Hope.....	286.03	Charles Town.....	557.68
Oak Hill.....	179.88	Ranson.....	550.82
Thurmond.....	119.55	Harpers Ferry.....	1,018.34
Fayetteville.....	77.41	<b>Total.....</b>	<b>\$ 2,574.81</b>
Hill Top.....	11.52		
Scarbro.....	171.12		
<b>Total.....</b>	<b>\$ 2,617.07</b>		

## STATEMENT XXXII—Continued

Amount of Taxes Paid Municipalities by Public Utilities for the Year 1920 in the Various Counties

MUNICIPALITY		MUNICIPALITY	
<b>KANAWHA COUNTY</b>		<b>MINERAL COUNTY</b>	
Charleston.....	\$49,221.26	Piedmont.....	\$ 1,847.67
South Charleston.....	2,623.55	Elk Garden.....	60.15
St. Albans.....	4,029.22	Keyser.....	6,380.70
Cedar Grove.....	331.95	Ridgeley.....	591.61
East Bank.....	457.29	Total.....	\$ 8,880.13
Pratt.....	156.44		
Clendenin.....	2,319.35		
Total.....	\$59,139.06	<b>MINGO COUNTY</b>	
<b>LEWIS COUNTY</b>		Kermit.....	\$ 1,286.89
Jane Lew.....	\$ 407.71	Matewan.....	982.10
Weston.....	2,894.57	Williamsen.....	17,201.98
Total.....	\$ 3,302.28	Gilbert.....	1.46
<b>LINCOLN COUNTY</b>		Total.....	\$19,472.43
Hamlin.....	\$ .53	<b>MONONGALIA COUNTY</b>	
Total.....	\$ .53	Morgantown.....	\$13,288.16
<b>LOGAN COUNTY</b>		Riverside.....	437.68
Logan.....	\$ 1,285.35	Sturgis City.....	418.16
Man.....	21.28	Star City.....	737.48
Total.....	\$ 1,306.63	Westover.....	2,712.67
<b>MARION COUNTY</b>		Blackville.....	7.05
Fairmont.....	\$25,292.92	Total.....	\$17,601.20
Fairview.....	1,047.04	<b>MONROE COUNTY</b>	
Rivesville.....	161.18	Alderson.....	\$ 649.69
Farmington.....	250.55	Union.....	1.59
Mannington.....	2,178.29	Total.....	\$ 651.48
Monongah.....	817.71	<b>MORGAN COUNTY</b>	
Worthington.....	343.97	Bath.....	\$ 183.33
Total.....	\$30,091.66	Paw Paw.....	747.49
<b>MARSHALL COUNTY</b>		Total.....	\$ 930.82
Cameron.....	\$ 663.76	<b>McDOWELL COUNTY</b>	
Benwood.....	15,772.47	Welch.....	\$ 4,959.08
McMechen.....	2,423.22	Keystone.....	2,072.00
Moundsville.....	4,799.02	Northfork.....	979.78
Total.....	\$23,658.47	Clark.....	354.25
<b>MASON COUNTY</b>		Isager.....	1,087.38
Leon.....	\$ 96.09	Kimball.....	454.55
Pt. Pleasant.....	5,136.12	Total.....	\$ 9,907.04
Henderson.....	109.34	<b>NICHOLAS COUNTY</b>	
Mason.....	522.79	Richwood.....	\$ 462.41
Hartford.....	410.34	Total.....	\$ 462.41
Total.....	\$ 6,274.68	<b>OHIO COUNTY</b>	
<b>MERCER COUNTY</b>		Wheeling.....	\$48,222.41
Princeton.....	\$11,337.88	Triadelphia.....	104.17
Athens.....	12.97	Total.....	\$48,326.58
Bluefield.....	21,643.21	<b>PLEASANTS COUNTY</b>	
Bramwell.....	631.92	St. Marys.....	\$ 526.68
Matoka.....	221.53	Total.....	\$ 526.68
Oakdale.....	640.34		
Total.....	\$34,487.85		

STATEMENT XXXII—Continued

Amount of Taxes Paid Municipalities by Public Utilities for the Year 1920 in the Various Counties

MUNICIPALITY		MUNICIPALITY	
<b>POCAHONTAS COUNTY</b>		<b>TAYLOR COUNTY</b>	
Durbin .....	\$ 130 46	Grafton .....	\$15,094.13
Marlinton .....	488 49	Total .....	\$15,094.13
Hillsboro .....	86	<b>TUCKER COUNTY</b>	
Cass .....	61.04	Davis .....	\$ 220 97
Total .....	\$ 680 85	Hendricks .....	286 76
<b>PRESTON COUNTY</b>		Hambleton .....	75 63
Kingwood .....	\$ 921 79	Parsons .....	355 89
Tunnelton .....	1,105 80	Thomas .....	796 10
Terra Alta .....	2,175 30	Total .....	\$ 1,735 35
Bruceston .....	.20	<b>TYLER COUNTY</b>	
Masontown .....	11 25	Centerville .....	\$ .55
Reedsville .....	202 66	Middlebourne .....	218 51
Newburg .....	2,230 55	Sistersville .....	1,659 28
Powlesburg .....	3,443 54	Friendly .....	55 14
Albright .....	9 71	Total .....	\$ 1,933 48
Total .....	\$10,100 80	<b>UPSHUR COUNTY</b>	
<b>PUTNAM COUNTY</b>		Buckhannon .....	\$ 1,534 90
Buffalo .....	\$ 5 01	Total .....	\$ 1,534 90
Winfield .....	1 62	<b>WAYNE COUNTY</b>	
Hurricane .....	329 46	Ceredo .....	\$ 3,524 31
Total .....	\$ 336 09	Kenova .....	12,184 05
<b>RALPH COUNTY</b>		Cassville .....	591 94
Beckley .....	\$ 1,301 81	Wayne .....	398 49
Mahanoc .....	222 66	Total .....	\$16,698 79
Sophia .....	48 89	<b>WEBSTER COUNTY</b>	
Lester .....	224 14	Addison .....	\$ 29 99
Total .....	\$ 1,797 50	Cowen .....	105 17
<b>RANDOLPH COUNTY</b>		Camden-on-Gauley .....	122 81
Mill Creek .....	\$ 110 02	Total .....	\$ 257 97
Harding .....	347 68	<b>WETZEL COUNTY</b>	
Huttonsville .....	35 25	Paden City .....	\$ 342 07
Beverly .....	95 98	Brooklyn .....	854 81
Coalton .....	62 69	Hundred .....	1,727 29
Exline .....	3,637 23	Littleton .....	406 29
Montrose .....	127 28	New Martinsville .....	784 82
Total .....	\$ 4,416 13	Smithfield .....	899 93
<b>RITCHIE COUNTY</b>		Pine Grove .....	92 98
Pennsboro .....	\$ 828 37	Total .....	\$ 5,108 19
Harrisville .....	151 67	<b>WIRT COUNTY</b>	
Cairo .....	532 70	Elisabeth .....	\$ 46 12
Elfersboro .....	281 43	Total .....	\$ 46 12
Pullman .....	.19	<b>WOOD COUNTY</b>	
Autburn .....	.32	Parkersburg .....	\$ 9,694 34
Total .....	\$ 1,794 68	Williamstown .....	1,780 10
<b>ROANE COUNTY</b>		Total .....	\$11,474 44
Reedy .....	\$ 89 52	<b>WYOMING COUNTY</b>	
Spencer .....	1,083 13	Mullens .....	\$ 583 82
Total .....	\$ 1,172 65	Total .....	\$ 583 82
<b>SUMMERS COUNTY</b>			
Hinton .....	\$ 3,297 34		
Avia .....	1,920 81		
Total .....	\$ 5,218 15		

STATEMENT XXXIII  
Amount of License Tax on All Subjects by Counties as Reported by the County Clerks from First Day July, 1920, to the Thirtieth Day of June, 1921

COUNTIES	Hotels and Restaurants	Tobacco, Cigars and Cigarettes	Druggists	Bowling Alleys and Pool Rooms	Circuses, Theaters, Merry-go-rounds, Roller Coasters, Hawkers, Peddlers and Auctioneers	Brokers	Collecting and Selling Agencies	Junk Dealers	Dirk and Pistol Dealers and Licensees	Slot Machines and Miscellaneous	Soft Drinks	Totals
Barbour	\$ 5 82	\$ 58 77	\$	\$ 66 12	\$ 39 00	\$ 22 14	\$	\$ 203 95	\$ 3 22	\$ 113 60	\$ 11 13	\$ 206 30
Berkeley	144 62	2,736 45		1,625 00	375 00	140 50			20 00	113 60	2,306 12	8,299 77
Boone	76 35	553 32		1,193 85	45 00	631 83			182 50	52 53	171 23	2,274 78
Braxton	14 50	1,336 75	8 00	947 50	41 40	20 75		19 75	10 00	107 45	6 00	2,587 10
Brooke	85 95	885 26	15 85	1,944 11	140 00	51 99		115 00	30 00	113 89	406 56	3,988 61
Cabell	249 84	4,066 66	55 95	2,747 32	838 35	26 80	24 00	116 00	504 10	42 02	1,196 06	13,478 00
Calhoun	2 05	469 19			20 00						29 00	522 74
Clay	5 34	784 38		500 00	10 00	12 50					114 54	1,426 76
Doddridge		235 40		10 42		1 66					66 50	345 46
Fayette	160 91	4,348 05	34 42	5,206 86	449 83	269 01		3,801 17		170 84	1,075 82	15,569 91
Gilmer	78 00	957 80	4 00	308 25	31 50	4 20				34 00	105 10	1,522 85
Grant	50 32	520 36		104 00	75 84	14 72		20 00		8 07	327 90	1,171 21
Greenbrier	43 30	1,699 40	20 00	702 48	115 00	39 55			130 00	75 00	385 60	3,564 31
Hamshire	12 45	687 51	4 00	103 34	20 00	104 36				25 63	187 05	1,151 08
Hancock	93 81	1,376 62	14 00	2,284 96	40 00	4 24		31 25	30 00	15 00	283 57	4,536 15
Hardy	22 80	509 63		145 00	10 00	16 32	6 92				88 05	601 99
Harrison	604 91	5,543 12	40 00	5,180 74	893 45	184 15	1,933 17	177 50	402 00	261 83	3,248 77	18,460 81
Jackson	7 08	826 70		116 32	40 00	26 07	11 20	18 75	2 82	27 40	51 80	1,324 27
Jefferson	79 17	1,068 89	15 00	2 80	620 00	56 33	2 04	75 00	3 75	104 50	517 06	2,896 53
Kanawha	1,019 84	5,188 52	1 00	6,267 93	867 00	42 24		150 00	1,253 34	128 50	3,607 48	19,630 49
Lewis	55 06	1,020 46	8 00	790 01	56 67	25 42		15 22	50 00	40 00	178 00	2,290 18
Lincoln		60 78									6 88	92 66
Logan	174 50	3,167 76	10 00	5,655 30	771 00	1,131 53		25 00	90 00	28 00	1,007 00	12,210 09
Marton	767 18	4,537 50	54 00	7,523 75	853 17	793 77		73 50	261 67	98 40	3,086 27	20,346 47
Marshall	130 05	2,120 93	28 00	2,805 75	9 00	2,290 26		90 60	28 35	127 00	796 30	6,604 17
Mason	58 88	1,157 64	6 00	33 85	161 54	174 01					321 15	2,450 05
Mason	187 60	2,646 28	41 07	2,956 25	515 00	53 71		25 00	60 00	449 93	954 16	8,683 44
Meigs	78 62	1,313 42	12 00	1,171 87	160 00	299 61	57 35			168 89	559 16	3,872 12
Mineral	122 82	2,767 24	10 00	3,136 25	140 84	115 25	10 00		340 41	187 02	821 99	8,062 92
Mingo	95 20	1,865 96	12 00	1,998 97	160 00	1,004 64	11 50	63 34	188 25	617 18	36 50	6,505 94



Monroe	14 90	16 98	4 00	330 00	30 00	3 77	12 50	1 67	75 00	163 94	74 25	29 56
Morgan	37 00	492 54	4 00	319 75	472 02	970 13	130 40	1 87	26 75	65 35	1,132 61	1,132 61
McNair	100 50	276 96	17 75	990 00	99 50	36 80	3,065 33	8 35	30 00	23 50	2,241 81	2,241 81
Nichols	317 33	4,179 91	72 00	5,010 10	1,867 85	118 00	3,065 33	8 35	93 40	843 78	3,376 81	3,376 81
Ohio	41 00	379 04	4 00	250 00	40 00	2 18	34 67	15 00	10 25	30 00	1,859 59	1,859 59
Panola	11 63	327 61	4 00	791 00	57 98	5 00	170 00	10 00	10 00	2 00	50 50	50 50
Pennsylv	33 06	729 68	4 00	1,037 02	38 34	79 67	6 67	147 52	147 52	3 00	217 28	2,071 26
Pike	61 75	1,515 24	8 34	1,000 00	100 00	1 25	15 96	110 00	110 00	30 45	619 00	3,718 43
Pulaski	11 70	785 09	16 00	1,274 66	570 05	126 76	15 96	1,390 84	638 03	171	1,164 18	1,164 18
Randolph	230 45	1,830 46	16 00	1,691 75	394 33	91 88	126 10	52 50	1,180 00	638 03	6,402 34	6,402 34
Richie	179 77	903 23	6 00	300 00	31 00	39 38	16 65	25 00	10 00	5 95	1,198 13	6,475 05
Ross	2 75	36 58	4 00	112 48	85 00	17 92	29 14	3 33	3 33	50	331 75	1,705 51
Russell	29 06	905 22	4 00	750 18	8 18	8 18	8 33	45 83	35 42	10 26	148 54	207 56
Taylor	196 83	2,008 96	20 00	2,657 22	267 81	91 40	314 50	22 92	155 00	62 85	2,060 05	2,060 05
Tipton	42 90	845 44	6 00	1,065 00	224 66	22 98	66 67	40 00	40 00	33 00	1,178 65	6,976 37
Tyler	15 83	623 60	8 00	375 00	175 00	3 35	166 84	75 00	25 00	10 00	440 67	2,817 32
Union	30 50	578 99	4 00	48 00	48 00	50 85	100 00	10 00	5 15	126 13	1,633 66	1,633 66
Van Buren	80 12	1,063 79	2 00	350 00	48 51	36 38	131 20	5 00	10 00	21 00	977 63	977 63
Wayne	9 60	485 40	5 00	416 66	5 00	36 38	45	5 00	44 67	23 58	964 49	964 49
Webster	73 44	1,233 68	20 00	1,527 99	61 48	83 66	131 20	5 00	10 00	512 28	3,796 18	3,796 18
Wetzel	20 00	392 26	6 00	958 25	3 00	18 33	1 67	1 90	285 00	22 85	46 73	487 99
Wirt	259 53	2,363 95	26 00	500 00	954 00	50 95	1,615 80	1 90	505 00	3 00	1,901 55	8,446 99
Wood	1 00	47 11	41 77	37 50	5 00	41 77	2,879 71	331 68	8 90	3 00	644 55	644 55
Wyoming	311 12	1,583 67	24 80	1,815 08	5,758 81	604 68	2,879 71	331 68	82 92	3,694 62	5,766 57	22,873 56
Tax Commissioner												
TOTALS	\$ 6,607 30	\$ 82,070 26	\$ 616 18	\$ 78,154 02	\$ 18,915 43	\$ 6,980 51	\$ 23,456 27	\$ 501 31	\$ 1,976 63	\$ 10,518 93	\$ 8,759 51	\$ 376,350 53

STATEMENT XXXIV  
Captations 1919

COUNTIES	Total Assessed Captations	Captations Collected by Assessor	Turned over to Sheriff for Collection	Collected by Sheriff	Uncollected	Total Amount Collected	Commissions	Amounts Paid into Treasury
Barbour	4,027 00	2,613 00	1,414 00	1,255 00	159 00	3,868 00	261 30	3,406 70
Berkeley	5,325 00	3,724 00	1,601 00	1,057 00	544 00	4,781 00	4,086 60	372 40
Boone	3,384 00	3,053 00	331 00	137 00	194 00	3,190 00	305 30	2,884 70
Broxon	4,706 00	4,706 00	684 00	308 00	376 00	5,014 00	470 60	4,543 40
Brooke	3,299 00	1,327 00	1,327 00	1,038 00	289 00	3,010 00	197 20	2,812 80
Calwell	18,529 00	7,530 00	7,999 00	5,277 00	2,722 00	12,807 00	753 00	12,054 00
Calhoun	2,078 00	1,516 00	562 00	430 00	132 00	1,946 00	151 60	1,794 40
Clay	1,660 00	1,028 00	634 00	170 00	464 00	1,196 00	102 60	1,093 40
Doddridge	2,524 00	1,976 00	548 00	443 00	105 00	2,421 00	197 60	2,223 40
Fayette	13,070 00	11,794 00	1,276 00	778 00	498 00	12,572 00	1,179 40	11,392 60
Grant	2,208 00	1,565 00	613 00	544 00	99 00	2,109 00	156 50	1,952 50
Greenbrier	1,946 00	1,745 00	201 00	166 00	35 00	1,911 00	174 50	1,736 50
Greenup	5,410 00	5,138 00	272 00	272 00	27 00	5,410 00	513 80	4,896 20
Hampshire	2,648 00	2,345 00	303 00	276 00	27 00	2,621 00	234 50	2,386 50
Hancock	4,616 00	3,724 00	892 00	755 00	137 00	4,479 00	372 40	4,106 60
Hart	2,170 00	1,845 00	325 00	141 00	184 00	1,986 00	184 50	1,801 50
Harrison	16,128 00	14,785 00	1,341 00	434 00	907 00	15,219 00	1,478 50	13,740 50
Jackson	3,703 00	2,276 00	1,427 00	1,218 00	211 00	3,492 00	227 60	3,264 40
Jefferson	3,518 00	2,702 00	816 00	548 00	268 00	3,250 00	270 20	2,979 80
Kanawha	21,900 00	15,052 00	6,448 00	2,911 00	3,537 00	17,963 00	1,505 00	16,457 80
Lewis	4,631 00	4,113 00	518 00	298 00	222 00	4,409 00	411 30	3,997 70
Lincoln	3,676 00	2,301 00	1,375 00	648 00	727 00	2,910 00	230 10	2,718 90
Morgan	9,393 00	6,875 00	1,718 00	1,103 00	615 00	7,978 00	687 50	7,290 50
Marion	11,680 00	8,904 00	2,776 00	1,930 00	846 00	10,834 00	890 40	9,943 60
Marshall	7,353 00	5,226 00	2,127 00	1,614 00	513 00	6,840 00	522 60	6,317 40
Mason	4,949 00	3,134 00	1,715 00	1,255 00	460 00	4,389 00	313 40	4,075 60
Mason	10,443 00	6,782 00	3,661 00	2,787 00	816 00	9,579 00	678 20	8,900 80
Mineral	3,862 00	2,892 00	3,061 00	793 00	177 00	3,685 00	298 20	3,386 80
Mingo	3,012 00	2,325 00	2,687 00	1,552 00	1,135 00	3,877 00	231 50	3,644 50
Monongalia	6,365 00	7,466 00	899 00	596 00	313 00	8,052 00	746 60	7,305 40
Morroe	2,820 00	2,466 00	413 00	356 00	57 00	2,763 00	240 70	2,522 30
Nett	2,171 00	1,392 00	779 00	659 00	120 00	2,051 00	139 20	1,911 80
Putnam	17,615 00	13,452 00	4,163 00	2,361 00	1,200 00	15,813 00	1,345 20	14,467 80
Nicholas	4,346 00	3,937 00	4,409 00	2,242 00	1,867 00	4,178 00	383 70	3,794 30
Ohio	13,039 00	6,961 00	6,078 00	3,147 00	2,931 00	12,108 00	896 10	11,211 90
Pendleton	2,108 00	1,769 00	339 00	308 00	31 00	2,077 00	176 90	1,900 10
Pleasants	1,640 00	1,699 00	802 00	743 00	59 00	1,581 00	83 80	1,497 20
Pocahontas	3,830 00	3,641 00	189 00	129 00	60 00	3,770 00	364 10	3,405 90

Frederick	5,016 00	4,996 00	920 00	746 00	174 00	6,742 00	490 60	5,242 40
Hyman	3,364 00	1,400 00	1,964 00	1,391 00	673 00	2,791 00	140 00	2,651 00
RisingB	10,183 00	7,958 00	2,225 00	1,195 00	1,030 00	9,153 00	795 80	8,357 20
Randolph	6,049 00	5,323 00	726 00	466 00	26 00	5,789 00	532 30	5,256 70
Ritche	3,932 00	3,751 00	178 00	147 00	31 00	3,901 00	875 40	3,025 60
Rouse	3,684 00	3,016 00	668 00	522 00	146 00	3,538 00	301 60	3,236 40
Summers	3,717 00	2,675 00	1,042 00	801 00	241 00	3,476 00	267 60	3,208 40
Taylor	4,500 00	3,652 00	848 00	727 00	121 00	4,379 00	365 20	4,013 80
Tucker	4,111 00	3,996 00	125 00	98 00	27 00	4,084 00	398 60	3,685 40
Tyler	3,379 00	2,678 00	901 00	655 00	146 00	3,233 00	257 80	2,975 20
Upshur	4,007 00	3,134 00	873 00	732 00	141 00	3,866 00	313 40	3,552 60
Wayne	4,896 00	4,681 00	315 00	177 00	138 00	4,758 00	458 10	4,299 90
Webster	2,384 00	2,070 00	314 00	314 00	.....	2,384 00	207 00	2,177 00
Wetzel	4,872 00	4,147 00	725 00	555 00	170 00	4,702 00	414 70	4,287 30
Wirt	1,754 00	991 00	763 00	604 0	159 00	1,595 00	90 10	1,405 90
Wood	7,936 00	4,913 00	3,023 00	1,969 00	1,054 00	6,882 00	491 30	6,390 70
Wyoming	2,635 00	1,541 00	1,094 00	747 00	347 00	2,288 00	154 10	2,133 90
TOTAL.....	\$ 315,483 00	\$ 238,217 00	\$ 77,266 00	\$ 50,521 00	\$ 29,745 00	\$ 288,738 00	\$ 23,821 70	\$ 264,916 30

## STATEMENT XXXV

## Valuation and Amount of State Tax on Real and Personal Property for the Year 1920

COUNTIES	Real Property Valuation	State Tax	Personal Property Valuation	State Tax
Barbour	\$ 12,511,755	\$ 25,023 50	\$ 3,800,228	\$ 7,600 48
Berkeley	14,230 870	28,462 78	6,409 462	12,820 24
Boone	10,747 225	20,494 33	4,277 745	8,595 46
Braxton	9,271 785	18,544 58	4,793 261	9,587 10
Brooke	14,765,000	29,530 44	4,679,957	9,360 26
Cabell	34,008,340	68,016 68	23,476,810	46,953 62
Calhoun	2,761 465	5,522 74	2,599,495	5,200 14
Clay	3,897 775	7,810 68	2,307,794	4,795 40
Doddridge	9,297 700	18,596 10	4,783,260	9,566 94
Fayette	19,671,730	39,344 22	11,014,150	22,026 82
Gilmer	7,172 725	14,144 24	4,215,075	8,430 22
Grant	3,962 528	7,925 54	2,611,178	5,222 56
Greenbrier	11,706,350	23,416 16	6,602,905	13,215 56
Hampshire	3,482 190	6,964 64	2,391,912	4,784 20
Hancock	10,207,735	20,415 32	3,782,490	7,565 06
Hardy	3,194,525	6,389 32	3,272,910	6,546 02
Harrison	50,282,080	97,068 26	29,328,220	55,658 30
Jackson	5,537 090	11,093 82	3,418,972	6,837 96
Jefferson	8,749 057	17,498 18	5,725,117	11,450 24
Kanawha	58,927,990	117,855 80	30,283,480	60,568 18
Lewis	13,790,220	27,580 67	8,524,610	17,049 49
Lincoln	6,031,756	12,063 65	6,447,137	12,894 34
Logan	14,754,357	29,480 00	7,879,671	15,748 24
Marion	41,418,615	82,837 60	16,232,540	32,466 50
Marshall	25,473,550	50,947 10	10,750,170	21,500 34
Mason	7,557,635	15,115 22	3,992,260	7,984 58
Mercer	21,389,434	42,779 46	12,899,568	25,799 28
Mineral	6,280,390	12,561 00	4,363,840	8,726 50
Mingo	13,888,480	27,298 28	4,734,336	9,408 72
Monongalia	34,013,285	68,027 46	13,413,835	26,829 06
Monroe	3,294,770	6,589 54	28,887 030	5,774 06
Morgan	2,742,150	5,484 28	1,817,930	3,635 86
McDowell	32,737,828	65,477 58	15,336,473	30,674 42
Nicholas	9,755,900	19,524 05	7,003,790	14,012 70
Ohio	57,696,185	115,447 25	30,898,157	61,796 37
Pendleton	3,050,147	6,100 30	2,390,755	4,781 54
Pleasants	3,163,725	6,327 48	4,646,925	9,293 90
Pocahontas	7,066,111	14,535 26	9,994,147	11,671 42
Preston	15,214,760	30,429 52	7,035,460	14,070 92
Putnam	5,854,849	11,709 74	2,356,518	4,713 04
Raleigh	24,475,136	48,949 34	8,661,179	17,322 88
Randolph	7,365,150	25,773 77	5,021,125	14,966 04
Ritchie	9,793,930	19,700 54	9,303,125	18,674 20
Roane	8,203,095	8,026 95	10,615,003	6,426 78
Summers	4,462,520	8,924 72	2,086,333	4,177 40
Taylor	10,414,100	20,828 20	4,930,350	9,863 32
Tucker	7,318,830	14,637 66	3,928,090	7,856 18
Tyler	7,319,205	14,638 78	8,117,274	16,231 14
Upshur	6,901,655	13,903 30	3,335,560	7,521 46
Wayne	7,938,495	15,877 26	3,840,345	7,678 54
Webster	8,032,445	9,452 06	2,729,285	5,498 70
Wetzel	8,416,385	26,469 38	7,088,595	14,177 20
Wirt	3,517,255	7,034 54	2,618,380	5,236 78
Wood	29,193,000	38,506 52	18,117,240	36,468 88
Wyoming	16,775,835	33,551 61	2,477,840	4,955 95
TOTALS	\$ 779,677,080	\$ 1,322,513 38	\$ 426,249,227	\$ 755,725 28

## STATEMENT XXXVI

## Assessed Valuation of Real Estate by Counties for the Year 1920

COUNTIES	Number of Acres Fee or Surface	Mineral or Timber	Value of Land and Lots	Value of Improvements	Value of Land and Lots Including Improvements	Total Taxes for All Purposes
Barbour.....	216,735	187,801	\$ 10,213,135	\$ 2,298,620	\$ 12,511,755	\$ 199,879 58
Berkeley.....			8,731,530	5,499,340	14,230,870	235,256 16
Boone.....	407,249	101,406	10,059,270	687,955	10,747,225	202,723 78
Braxton.....			7,223,845	2,047,940	9,271,785	167,788 25
Brooke.....	55,692	33,227	5,798,350	8,966,650	14,765,000	312,604 07
Cabell.....			15,941,990	18,066,350	34,008,340	717,576 41
Calhoun.....	179,221	65,431	2,331,825	429,640	2,761,465	50,927 03
Clay.....	235,034	142,134	3,551,256	346,625	3,897,757	68,423 05
Doddridge.....					9,297,700	142,809 87
Fayette.....			13,650,116	6,021,614	19,671,730	543,839 89
Gilmer.....	238,200	147,150			7,172,725	113,423 06
Grant.....	309,367		3,049,543	812,785	3,962,528	58,114 39
Greenbrier.....	634,777	124,309	8,539,160	3,347,190	11,706,350	243,484 61
Hampshire.....	409,076	17,937	2,610,760	871,430	3,482,190	66,424 52
Hancock.....	51,335	3,343	3,669,635	6,538,100	10,207,735	209,468 89
Hardy.....	344,435	56,412	2,396,765	797,760	3,194,525	54,100 72
Harrison.....	260,218	127,432	10,031,858	17,811,325	50,282,080	1,025,209 82
Jackson.....	300,862	50,430	4,266,963	1,270,127	5,537,090	110,896 70
Jefferson.....			4,109,554	3,152,318	8,749,057	136,675 88
Kanawha.....			34,098,450	24,829,500	58,927,990	1,350,300 02
Lewis.....			11,014,810	2,775,410	13,790,220	191,162 47
Lincoln.....			5,382,958	648,798	6,031,756	114,404 90
Logan.....	294,237	51,081	10,618,676	4,325,111	14,754,357	448,702 66
Marion.....			28,701,325	12,717,290	41,418,615	827,288 22
Marshall.....	193,919	182,080	16,572,110	8,901,440	25,473,550	415,474 23
Mason.....	274,609	34,660	5,561,585	1,996,050	7,557,635	143,387 37
Mercer.....			11,264,824	10,124,610	21,389,434	494,382 31
Mineral.....	223,257	16,895	3,193,550	3,086,840	6,280,390	127,462 49
Mingo.....	309,112	113,914	10,307,139	3,660,513	13,888,480	250,355 73
Monongalia.....	229,327	210,109	26,123,110	7,890,175	34,013,285	676,145 48
Monroe.....	145,229		2,775,285	519,485	3,294,770	64,908 31
Morgan.....	142,819		1,369,285	1,372,865	2,742,150	52,820 71
McDowell.....	380,550	31,779	20,574,028	12,163,800	32,737,828	916,271 74
Nicholas.....			8,023,575	1,732,325	9,755,900	169,890 26
Ohio.....			26,263,765	31,432,420	57,696,185	
Pendleton.....	458,723	23,807	2,524,637	527,445	3,050,147	51,933 16
Pleasants.....	83,617	23,700	1,916,655	1,247,070	3,163,725	61,677 23
Pocahontas.....			5,109,015	1,957,997	7,066,111	145,706 37
Preston.....			10,891,463	4,323,297	15,214,760	303,666 27
Putnam.....	259,135	69,278	4,513,199	1,341,200	5,854,349	121,851 57
Raleigh.....			19,447,061	5,028,075	24,475,136	566,646 25
Randolph.....			4,492,905	2,872,245	7,365,150	156,380 35
Ritchie.....	300,880	93,370	7,295,005	2,498,925	9,793,930	156,708 18
Roane.....	321,590	135,806			8,203,095	122,726 02
Summers.....	225,736	12,941	2,937,565	1,524,955	4,462,520	111,338 26
Taylor.....	110,430	53,100	7,803,200	2,610,900	10,414,100	174,957 50
Tucker.....	254,650	50,690	4,124,480	3,194,350	7,318,830	163,076 89
Tyler.....	164,005		5,385,090	1,934,115	7,319,205	150,349 10
Upshur.....			5,018,580	1,903,435	6,901,655	141,144 28
Wayne.....	312,866	122,721	6,053,055	1,885,440	7,938,495	142,392 86
Webster.....	353,998	203,445	7,406,990	625,465	8,032,445	85,205 42
Wetzel.....	229,553	274,674	5,821,520	2,594,865	8,416,385	271,561 23
Wirt.....	152,847	56,615	2,829,365	678,490	3,517,255	54,340 18
Wood.....	227,606	26,619	15,759,720	13,433,300	29,193,000	494,323 55
Wyoming.....	346,702	115,577	5,553,755	1,065,330	16,775,835	354,234 36
<b>TOTALS.....</b>	<b>9,637,598</b>	<b>2,959,873</b>	<b>\$462,683,290</b>	<b>\$258,389,300</b>	<b>\$779,677,080</b>	<b>\$ 4,732,802 61</b>

## STATEMENT XXXVII

Amount of Delinquent Taxes Reported by the Sheriffs of the Several Counties for the Year 1919

COUNTIES	Real Estate	Real Estate Improperly Charged	Personal Property	Totals
Barbour.....	\$ 112.96	\$ .....	\$ 49.73	\$ 162.69
Berkeley.....	320.45	.....	251.61	572.06
Boone.....	1,017.86	33.61	134.14	1,185.61
Braxton.....	499.47	1.35	306.28	807.10
Brooke.....	132.69	8.83	110.70	252.22
Cabell.....	1,523.27	120.40	1,315.71	2,959.38
Calhoun.....	125.48	3.77	51.96	181.21
Clay.....	589.40	100.58	281.24	971.22
Doddridge.....	1,022.25	35.80	80.28	1,138.33
Fayette.....	785.24	142.85	566.04	1,494.13
Gilmer.....	194.62	.....	34.40	229.02
Grant.....	70.68	10.24	6.40	87.32
Greenbrier.....	309.02	122.91	127.33	559.26
Hampshire.....	12.76	.....	5.93	18.69
Hancock.....	135.55	30.61	47.13	213.29
Hardy.....	15.53	.....	12.41	27.94
Harrison.....	1,375.88	314.64	663.50	2,354.02
Jackson.....	169.85	37.24	99.21	306.30
Jefferson.....	51.58	16.74	20.64	88.96
Kanawha.....	1,874.01	262.50	1,308.06	3,444.57
Lewis.....	134.46	256.87	165.68	557.01
Lincoln.....	282.21	58.80	447.94	788.95
Logan.....	434.62	193.40	449.25	1,077.27
Marion.....	705.66	118.46	407.90	1,232.02
Marshall.....	892.42	2.03	132.18	1,026.63
Mason.....	128.21	21.25	99.78	249.24
Mercer.....	500.20	81.82	245.38	827.40
Mineral.....	43.35	34	40.56	84.25
Mingo.....	862.77	.....	457.00	1,319.77
Monongalia.....	646.84	8.23	145.05	800.12
Monroe.....	11.37	24.63	18.20	54.20
Morgan.....	53.03	1.03	53.04	107.10
McDowell.....	603.44	220.79	694.77	1,519.00
Nicholas.....	334.70	90.69	195.05	620.44
Ohio.....	923.26	9.87	599.81	1,532.94
Pendleton.....	9.11	72.68	7.63	89.42
Pleasants.....	3.11	1.12	64.50	68.73
Pocahontas.....	414.49	13.32	71.19	499.00
Preston.....	262.64	8.36	122.65	393.65
Putnam.....	267.21	125.30	247.12	639.63
Raleigh.....	428.39	148.54	422.54	999.47
Randolph.....	680.86	16.28	187.92	885.06
Ritchie.....	218.50	22.83	20.44	261.77
Roane.....	118.47	47.93	51.61	218.01
Summers.....	80.50	7.50	51.58	139.58
Taylor.....	174.28	8.19	44.83	227.30
Tucker.....	124.23	.....	114.42	238.65
Tyler.....	190.05	13.26	65.81	269.12
Upshur.....	663.12	.....	208.11	871.23
Wayne.....	580.88	.....	120.88	701.76
Webster.....	1,185.69	24.32	71.13	1,291.14
Wetzel.....	1,702.61	29.11	56.06	1,787.78
Wirt.....	129.40	24.31	56.87	210.58
Wood.....	503.43	55.25	619.48	1,178.16
Wyoming.....	586.75	58.99	159.41	805.15
<b>TOTALS.....</b>	<b>\$ 25,228.81</b>	<b>\$ 3,007.57</b>	<b>\$ 12,388.47</b>	<b>\$ 40,624.85</b>

## STATEMENT XXXVIII

Average Assessed Value Per Head of Horses, Mules, Asses, Jennets, Cattle, Sheep and Hogs by Counties for the Year 1920

COUNTIES	Horses Mules, Asses	Cattle	Sheep	Hogs
Barbour.....	\$ 67 49	\$ 42 22	\$ 6 08	\$ 9 10
Berkeley.....	74 29	43 92	5 70	9 92
Boone.....	116 32	35 15	5 89	10 77
Braxton.....	89 86	51 17	9 22	9 74
Brooke.....	80 45	45 97	7 44	19 90
Cabell.....	84 26	46 58	9 47	13 50
Calhoun.....	82 98	47 85	8 58	10 49
Clay.....	86 44	42 60	7 48	7 55
Doddridge.....	76 89	40 99	7 35	12 40
Fayette.....	95 21	48 84	6 42	12 91
Gilmer.....	83 91	44 20	8 49	10 02
Grant.....	82 10	43 75	9 42	15 00
Greenbrier.....	98 64	48 74	9 55	8 83
Hampshire.....	66 09	35 43	8 05	21 89
Hancock.....	93 21	58 86	8 29	17 21
Hardy.....	82 69	49 89	7 41	9 85
Harrison.....	82 71	54 79	9 01	14 88
Jackson.....	77 53	14 51	7 39	10 85
Jefferson.....	91 27	57 42	11 17	13 07
Kanawha.....	74 46	36 77	4 87	9 02
Lewis.....				
Lincoln.....				
Logan.....	88 81	44 62	5 68	13 95
Marion.....	73 90	37 30	5 81	15 03
Marshall.....	93 09	49 13	8 04	21 15
Mason.....	91 75	47 07	9 15	11 89
Mercer.....	90 42	40 19	8 36	9 69
Mineral.....	77 42	52 74	8 45	17 01
Mingo.....	71 64	44 56	3 42	41 01
Monongalia.....	77 93	44 69	7 48	16 04
Monroe.....	73 22	44 61	7 96	8 54
Morgan.....	79 38	33 02	9 46	9 81
McDowell.....	84 07	49 87	6 74	21 24
Nicholas.....	80 36	50 50	6 40	10 23
Ohio.....	78 91	51 15	4 86	
Pendleton.....	72 97	41 78	8 51	8 20
Pleasants.....	93 04	42 11	7 42	16 49
Pocahontas.....	85 57	47 53	7 71	7 56
Preston.....	100 56	59 05	10 21	17 42
Putnam.....	100 58	49 83	7 71	14 10
Raleigh.....	88 80	40 80	6 11	14 63
Randolph.....	85 85	44 47	9 66	13 90
Ritchie.....	91 27	51 01	9 18	12 92
Roane.....	82 82	45 41	8 11	9 30
Summers.....	75 90	31 42	6 61	6 85
Taylor.....	86 89	48 80	10 84	15 55
Tucker.....	101 24	50 07	12 12	13 55
Tyler.....	92 67	46 57	7 51	15 43
Upshur.....	80 54	46 68	8 61	10 75
Wayne.....	98 34	41 71	7 27	10 70
Webster.....	91 65	42 51	7 82	8 54
Wetzel.....	80 53	42 80	8 00	12 95
Wirt.....	88 77	54 22	9 33	13 66
Wood.....	80 15	42 46	9 28	12 51
Wyoming.....	100 85	41 56	5 23	9 78
Average Value for State.....	\$ 85 40	\$ 45 65	\$ 7 85	\$ 12 96

STATEMENT XXXIX  
Number and Assessed Valuation of Certain Subjects of Personal Property for the Year 1920

COUNTIES	C		D		E		F		G		H	
	The Number of Horses, Mules, Asses and Jennies and the Value Thereof		The Number of Cattle and the Value Thereof		The Number of Sheep and the Value Thereof		The Number of Hogs and the Value Thereof		The Value of Farming and Gardening Implements and		The Value of Agricultural Products and Products of Animals	
	No.	Value	No.	Value	No.	Value	No.	Value	Value	Value	Value	Value
Barbour.....	3,707	\$ 250,210	13,709	\$ 578,860	3,915	\$ 23,840	3,406	\$ 20,995	18,010	\$ 100		
Berkeley.....	4,850	360,345	6,526	4,526	4,347	38,810	3,991	20,460	127,950	32,455		
Boone.....	1,521	176,935	5,852	205,745	1,032	6,985	4,727	20,800	77,715	125		
Braxton.....	4,798	431,155	17,312	885,985	13,433	123,870	6,722	8,200	76,608			
Brooke.....	1,132	91,075	2,253	103,575	687	21,600	4,422	8,100	20,825			
Cabell.....	4,090	344,645	7,048	328,350	1,142	21,820	3,048	4,100	61,949	2,485		
Calhoun.....	2,699	223,980	8,479	405,757	2,047	17,577	3,018	31,083	38,506	22,617		
Clay.....	1,747	151,020	4,636	197,505	1,692	12,645	2,549	25,746	4,112	595		
Doddridge.....	3,069	231,380	11,450	469,405	9,020	66,340	3,576	27,200	17,025			
Fayette.....	2,127	259,650	7,525	367,580	3,304	24,235	2,568	20,425	16,670			
Gilmer.....	3,251	269,785	11,102	490,780	8,739	74,235	3,260	20,725	32,785			
Grant.....	2,140	175,710	8,666	379,180	10,322	97,998	3,384	50,768	43,228			
Greenbrier.....	5,752	567,395	22,566	1,100,015	18,752	179,135	7,874	70,798	185,035			
Hancock.....	3,373	222,935	6,216	220,240	8,209	68,020	7,870	18,365	98,935			
Hampshire.....	895	83,430	1,434	84,410	2,018	16,740	509	8,365	224,945			
Hardy.....	2,911	240,735	9,382	467,140	12,943	98,910	7,760	78,975	46,470			
Harrison.....	5,319	439,960	20,826	1,141,100	9,447	85,160	7,701	114,670	80,260			
Jackson.....	5,232	405,665	19,243	856,635	10,171	73,260	4,100	144,525	58,240			
Jefferson.....	4,491	409,900	6,651	381,920	6,701	74,897	5,455	71,263	58,135			
Kanawha.....	5,927	441,380	13,330	490,180	7,790	63,580	4,217	38,050	157,532			
Lewis.....		344,100		978,780		149,939		52,660	4,360			
Lincoln.....		371,685		240,914		149,939		15,018	55,450			
Logan.....	1,505	373,660	4,172	189,170	642	3,652	653	13,295	27,109	150		
Marion.....	4,470	330,355	9,170	342,125	5,478	31,870	4,131	63,170	48,570	20		
Marshall.....	4,326	402,720	8,451	415,240	33,191	261,170	2,907	81,510	67,520	87,070		
Mason.....	5,313	487,490	15,436	928,695	4,898	41,855	6,508	77,435	94,360	8,140		
Mercer.....	3,359	303,750	12,330	495,550	6,195	6,935	6,935	37,260	35,045	3,850		
Mineral.....	1,690	130,840	4,062	214,240	4,507	38,125	1,233	20,985	21,660	33,205		
Mingo.....	1,551	111,120	3,095	137,969	1,066	6,418		27,180	48,348	40		
Monongalia.....	3,945	307,470	1,088	486,275	11,733	87,770	3,726	59,785	46,651	9,190		
Monroe.....	4,287	313,905	16,757	747,605	13,959	111,240	6,636	56,415	55,030	2,975		



STATEMENT XXXIX—Continued  
 Number and Assessed Valuation of Certain Subjects of Personal Property for the Year 1920

COUNTIES	C		D		E		F		G		H	
	The Number of Horses, Mules, Asses and Janies and the Value Thereof		The Number of Cattle and the Value Thereof		The Number of Sheep and the Value Thereof		The Number of Hogs and the Value Thereof		The Value of Farming and Gardening Utensils and Implements		The Value of Agricultural Products and Animals	
	No.	Value	No.	Value	No.	Value	No.	Value	Value	Value	Value	Value
Morgan	1,546	122,725	2,311	78,330	347	3,285	2,970	29,224	32,500	1,935		
McDowell	1,232	103,580	4,102	204,580	412	2,750	2,038	19,180	22,325	75		
Nichols	1,826	229,755	3,525	23,520	10,549	67,480	2,529	28,880	22,060	80		
Ohio	1,838	148,625	2,185	149,030	6,203	25,335		5,013	19,390	3,225		
Piedmont	3,030	231,100	14,572	698,901	21,878	187,713		6,570	49,124	31,245		
Pleasant	1,381	121,700	3,366	141,765	1,291	27,140		5,430	21,885	5,540		
Pocahontas	3,977	263,315	12,269	583,600	30,459	611,200	4,865	37,485	53,295	10,505		
Preston	8,977	450,215	16,267	611,200	9,490	97,830	5,264	102,170	109,635	109,900		
Raleigh	3,508	352,835	15,074	252,845	1,259	29,710	2,234	32,320	35,350	86,740		
Randolph	1,650	235,241	7,472	298,987	3,429	27,010	708	18,995	38,495	300		
Ritchie	1,854	142,001	4,500	213,470	6,505	65,685	3,887	50,360	24,385	1,050		
Roanoke	4,112	375,595	14,570	713,800	12,091	110,715	4,915	38,520	59,240	5,785		
Roanoke	4,917	407,255	18,318	831,885	6,991	16,715	4,212	28,370	31,365			
Summers	3,022	229,475	9,181	288,490	6,295	41,615	4,915	38,520	59,240			
Taylor	1,910	165,970	4,422	213,470	3,098	33,290	2,114	26,460	20,140			
Tucker	1,607	122,350	4,056	203,090	4,108	33,290	2,114	26,460	20,140			
Wayne	2,272	224,915	7,804	663,505	8,308	63,110	1,609	24,540	43,180	4,755		
Webster	3,603	290,220	11,362	530,430	3,668	47,075	3,572	38,415	45,965			
Wetzel	5,009	492,630	12,329	514,320	2,189	15,890	6,561	46,315	59,065			
Wood	1,917	175,700	4,709	200,180	8,092	63,320	5,660	43,270	13,290			
Wyoming	4,182	338,895	8,140	348,445	12,779	102,330	3,293	41,690	41,865			
Wirt	2,250	199,740	6,658	360,930	3,179	27,635	2,022	35,970	35,970			
Wood	4,290	343,682	12,108	514,120	5,575	50,405	4,428	57,635	65,095			
Wyoming	1,712	172,660	4,510	187,479	3,185	16,670	1,125	11,005	6,145			
TOTALS	169,316	\$ 14,954,858	470,549	\$ 23,527,581	384,316	\$ 3,320,721	191,263	\$ 2,314,101	\$ 2,421,995	\$ 1,164,731		

STATEMENT XL  
Number and Assessed Valuation of Certain Subjects of Personal Property for the Year 1920

COUNTIES	I		J		K		L		M		N	
	The Value of Mined or Manufactured Products	The Number of Automobiles and Value Thereof	The Number of Carriages, Carryalls, Gigs, Buggies, Coaches, Hacks, Wagons, Carts, Drays, and Other Vehicles not Included as Farming Utensils, and the Value Thereof	The Number of Watches and Clocks and the Value Thereof	The Number of Pianos-fortes, Organs, Melodions and Other Musical Instruments and the Value Thereof	The Value of all Gold and Silver Plate and Jewelry						
	No.	Value	No.	Value	No.	Value	No.	Value	No.	Value	No.	Value
Barbour.....	5,000	733	1,078	335	651	32,705	910					
Berkeley.....	500	552,430	17,640	8,230	128,090	1,285						
Boone.....	63	23,980	452	13,745	51,260	365						
Braxton.....	206	72,075	1,229	40,485	807	70,665						
Brooke.....	369	129,750	312	10,825	1,026	65,300						
Buckhannon.....	2,648	1,200,550	546	26,570	639	5,000						
Calhoun.....	138	57,940	669	22,113	2,725	330,925						
Clay.....	19	4,450	766	8,792	2,825	84,326						
Doddridge.....	293	77,025	1,003	25,175	429	18,925						
Fayette.....	1,019	377,180	755	22,110	340	16,100						
Gilmer.....	40	72,285	921	35,025	764	5,580						
Grant.....	446	191,186	899	5,046	2,397	1,520						
Greenbrier.....	788	308,365	22,079	10,995	446	9,180						
Hampshire.....	604	157,680	61,750	10,945	5,094	205						
Hancock.....	564	234,530	15,030	5,440	73,030	7,125						
Hardy.....	417	158,605	15,030	838	21,320	1,470						
Harrison.....	2,327	964,240	31,305	6,610	34,730	1,200						
Harper.....	415	114,340	1,349	2,202	24,490	3,450						
Jefferson.....	934	341,100	1,353	38,430	539	500						
Kanawha.....	1,975	693,890	1,415	36,020	4,241	3,450						
Kearney.....	302,070	63,010	656	14,327	2,143	20,725						
Lincoln.....	55	48,460	36,279	9,692	115,580	49,410						
Letcher.....	653	100,020	13,245	36,342	36,342	2,350						
Martin.....	1,890	668,540	377	17,450	1,512	6,890						
Marshall.....	1,410	548,370	2,000	9,870	2,822	19,555						
Mason.....	546	179,772	1,657	2,190	1,981	7,200						
Mercer.....	1,040	545,680	2,259	67,585	1,190	2,465						
Mineral.....	450	305,532	1,008	24,670	1,877	16,295						
Mingo.....	100	90,533	173	18,225	1,045	94,065						
			174	7,665	1,008	95,330						
						4,911						

STATEMENT XL—Continued  
Number and Assessed Valuation of Certain Subjects of Personal Property for the Year 1920

COUNTIES	I The Value of Mined or Manufactured Products		J The Number of Automobiles and Value Thereof		K The Number of Carriages, Caravalls, Gigs, Buggies, Coaches, Hacks, Wagons, Carts, Drays, and Other Vehicles not Included as Farming Utensils, and the Value Thereof		L The Number of Watches and Clocks and the Value Thereof		M The Number of Pianos, Organs, Melodeons and Other Musical Instruments and the Value Thereof		N The Value of all Gold and Silver Plate and Jewelry	
	Value	No.	Value	No.	Value	No.	Value	No.	Value	No.	Value	Value
Monongalia.....		1,582	585,985	2,004	51,005	643	11,030					9,015
Monroe.....		453	118,375	39,915			5,810					1,315
Morgan.....	3,185	339	106,830	1,054	23,340	622	5,180					3,080
McDowell.....		531	270,360	33	2,680	102	4,960					14,060
Nicholas.....		364	127,745	853	20,505	708	6,415					1,170
Ohio.....		2,266	178,925	952	38,205	507	19,235					99,905
Pendleton.....		346	103,465	1,540	36,903	1,352	4,030					230
Pleasanton.....	600	297	97,065		18,075		8,455					3,530
Pocahontas.....	1,630	450	140,845	1,154	25,950		14,140					4,275
Preston.....	4,390	1,350	477,980	3,298	87,455	1,406	12,850					2,275
Putnam.....	695	1,178	57,500	1,315	42,665	1,370	3,815					4,845
Raleigh.....	18,800	448	165,891	639	21,884	163	2,248					3,130
Randolph.....		237	241,795	638	14,290	1,576	16,905					89,495
Ritchie.....		746	269,245	1,610	48,630	1,334	13,635					85,850
Roane.....	1,000	392	156,410	1,073	37,730	1,114	1,835					4,905
Summers.....		340	111,975	1,031	29,050	1,082	12,370					3,175
Taylor.....		744	303,460	1,191	16,770	1,120	15,250					875
Tucker.....		414	94,750	1,411	16,070	1,588	8,030					2,360
Tyler.....		695	227,165	918	25,955	657	8,135					9,740
Yusher.....	11,820	513	152,700	1,799	42,750	3,007	17,520					1,090
Wayne.....		243	16,695	1,552	56,170	1,736	10,515					2,165
Wetzel.....	1,085	89	26,370	363	9,105		637					1,035
Wirt.....	230	714	231,365	1,661	43,830	1,447	13,255					2,660
Wood.....	6,451	126	34,220	1,029	26,075	1,027	7,085					20,340
Wyoming.....	8,035		456,930	57,295	10,305							21,410
	115	81	40,500	327		940	12,010					42,060
TOTALS.....	\$ 75,631	34,467	\$ 4,214,017	58,171	\$ 1,932,558	37,975	\$ 498,333	\$ 52,091	\$ 5,424,614	\$ 450,375		

STATEMENT XLII  
Number and Assessed Valuation of Certain Subjects of Personal Property for the Year 1920

COUNTIES	O	P	PP	Q	R	S	T	U-X-Y	V	W	Z
	Furniture not otherwise enumerated. But articles assessed as property used in connection with any trade or business, or as tangible personal property, shall not be enumerated under items g, h, i, l, k, m, n or o.	The value of all tangible personal property of any incorporated company, and of any tangible personal property used in connection with any trade or business.	The value of all chattels real of every person, firm or incorporated company. (Lease-holders are to be entered in this column.)	The value of all tangible property not otherwise assessed.	The money of every person, firm and incorporated company.	The value of credits and investments not otherwise assessed.	The amount of money, bonds and evidences of debt under control of a receiver or commissioner, or deposited or invested by order of court to the credit of any suit.	Net amount of (Y) (U) money, credits and investments after deducting indebtedness (X) allowed in Sec. 67 Chapter 29, Code.	The value of the capital, surplus and undivided profits of any bank, trust company or banking association subject to taxation; or if the shares are listed to the stockholders, the total value of such shares of stock.	Total amount of all Personal Property under the different heads.	Total rate of levy and total amount of taxes for all purposes for each District, Independent School District and Municipality.
Barbour	108,370	884,100	35,950	61,555	1,260,950				262,398	3,800,228	63,707.82
Berkeley	417,270	889,547	7,725	902,075	1,804,013		187,875	1,804,013	541,785	6,409,462	109,168.64
Boone	233,740	1,703,845	802,170	113,095	435,620		3,470	246,020	183,765	4,707,746	83,893.97
Braxton	208,300	1,773,845	47,710	1,802,155	1,701,160				474,251	4,745,251	88,673.79
Charles	208,370	48,555	204,675	1,802,600	746,560	173,135			4,079,857	86,009.99	96,009.99
Cabell	1,683,605	248,080	10,760,540	882,695	3,632,762	186,829	284,400	1,877,334	2,332,169	23,476,810	480,697.53
Calhoun	70,844		587,235	281,995	499,804		22,800	309,165	173,945	2,309,495	48,194.10
Dick	40,810	628,354	451,268	41,331	499,804	6,535	15,099	53,917	102,135	4,782,290	41,965.93
Doddridge	109,800	26,320	2,168,435	384,631	1,438,040		3,300	944,385	161,110	11,014,160	74,150.44
Fayette	1,045,000	5,363,850	1,033,960	78,860	1,438,040				558,970	4,216,175	304,866.32
Greene	87,580	597,122	2,710	2,240,830	2,000				104,571	2,611,178	64,501.35
Grant	94,172	470,452	1,800	789,845					121,581	6,602,905	136,830.12
Greenbrier	412,572	870,452	38,355	799,805			58,002	976,922	161,990	3,792,912	49,703.31
Hamshire	108,305	138,350	15,860	15,860	754,085				202,750	3,072,430	77,711.03
Hancock	228,160	2,155,640	131,120	67,680	546,220				202,750	3,072,430	94,906.42
Hardy	139,545	487,995	1,051,750	1,051,750	319,450				2,234,600	29,328,220	617,540.96
Harrison	1,714,370	8,349,500	5,349,500	1,051,750	756,905		42,170	6,536,910	282,744	5,416,972	89,546.96
Jackson	411,800	312,570	312,570	729,301	1,071,639	248,000	254,125		282,744	3,725,117	87,969.14
Jefferson	421,657	2,680	88,535	729,301	1,071,639	682,130	3,020	89,620	228,740	30,283,460	713,739.86
Kanawha	1,886,010	220,740	2,501,530	16,423,150	5,271,639				8,534,610	6,447,157	122,632.19
Lewis	323,630		3,000,860	3,000,860	2,862,640	26,410	669,300		166,747		123,869.63
Lincoln	166,862	293,574	3,712,816	664,650							

Logan	574,330	5,793,180	33,484	70,660	580,070	104,875	6,500	7,879,871
Marion	782,480	3,533,320	3,414,232	356,296	4,210,910	206,168	35,753	16,232,370
Marshall	511,180	5,177,560	13,290	47,130	2,112,400			10,750,170
Nason	18,945	310,220		468,325				2,098,395
Nevor	1,431,440	622,301	4,866,039	186,214	5,000	8,500	19,430	1,585,528
Nevor	283,090	1,337,970	38,900	72,776	517,805	163,330	21,110	4,580,200
Mineral	154,090	1,054,484	191,965	600,838	174,060	64,580	28,535	488,419
Mingo	636,625	3,234,723	2,327,135	150,185			50,960	4,260,027
Monongalia	115,350	326,515	3,000	81,020	610,535	192,810	30,872	26,343,535
Monroe	126,280	555,745	76,350	76,985	214,535	129,750	31,320	148,395
Morgan	1,458,215	6,246,673	3,987,920	132,455	1,918,850	129,750	33,010	1,378,828
McDowell	180,440	5,050	3,106,115	83,945			382,250	8,591,150
Nichols	1,449,585	13,009,546	19,660		4,607,224	98,750	93,800	601,665
Ohio	53,780	158,100		55,283			2,030	
Pendleton	117,925	34,750	2,813,345	338,625	716,470			408,136
Pleasant	234,425	2,585,560	530	135,175	507,635			7,894,147
Pocahontas	420,680	4,145	129,130	1,146,825	1,637,330	807,245	296,197	13,825
Preston	149,345	457,655	118,571	43,720	396,030	117,032	10,800	326,060
Putnam	822,484	766,482	1,782,250	58,985	294,035	4,530	189,150	2,856,490
Raleigh	252,335	1,900,470	5,000	51,795	561,065	15,000	2,310	8,681,178
Randolph	230,600	581,590	4,315,625	185,950	1,891,860	3,985	417,375	6,921,128
Richie	165,230	1,000	6,745,425	515,540	1,208,035	6,200		10,309,128
Roane	164,775			514,875	315,845		11,510	335,415
Summers	332,910	729,240	19,190	640,250	1,641,500			269,453
Taylor	309,130	2,136,780		99,700	1,641,500			505,290
Tucker	218,830		4,186,135	910,020	273,330			3,899,350
Tyler	231,721	150	131,285	1,251,055				8,193,290
Upshur	332,795	585,145	45,325	152,615				3,111,274
Wayne	94,975	1,210,030		89,588		261,666		3,353,549
Wetster	251,105	836,605	2,399,430	318,050	10,925			3,750,365
Wetzel	83,930	78,460	930,615	226,350	9,000	770		2,769,583
Wirt	702,095	4,008,900	2,012,115	171,115	30,410	17,750		7,069,583
Wood	183,205	976,535		181,618	1,152,550	4,290,955	4,550	18,015,380
Wyoming							77,985	15,117,340
TOTALS	\$ 23,342,573	\$ 85,892,540	\$ 72,934,751	\$ 40,434,829	\$ 74,289,584	\$ 7,944,281	\$ 3,087,711	\$ 426,249,227
								\$ 19,888,167
								\$ 7,687,028.96

**STATEMENT XLII**  
**Receipts for Sheriff's Sale of Delinquent Lands**  
**(State Taxes 1918) Sale of 1920**

COUNTIES	Certified for Sale	Purchased for State	Suspended from Sale	Amount Redeemed or Sold
Barbour.....	\$ 53.67	\$ .....	\$ 8.47	\$ 45.20
Berkeley.....	91.22	.....	.....	91.22
Boone.....	124.96	73.57	.....	51.39
Braxton.....	239.52	83.01	.....	155.65
Brooke.....	79.92	23	6.16	73.53
Cabell.....	408.41	.....	.....	408.41
Calhoun.....	62.14	26.52	1.70	33.92
Clay.....	273.11	29.23	.....	243.88
Doddridge.....	303.71	272.38	7.70	23.63
Fayette.....	386.50	194.33	.73	191.53
Gilmer.....	91.61	17.25	.....	74.36
Grant.....	121.68	06	85.14	36.48
Greenbrier.....	118.01	73.97	1.50	42.54
Hampshire.....	8.65	2.34	.....	6.31
Hancock.....	28.09	5.29	4.12	18.68
Hardy.....	7.58	5.96	.....	1.62
Harrison.....	298.30	86.92	12.87	198.51
Jackson.....	50.18	22.14	.....	28.04
Jefferson.....	12.82	4.55	.....	7.58
Kanawha.....	349.35	55.48	9.41	284.46
Lewis.....	93.62	.....	.....	93.62
Lincoln.....	98.14	47.77	2.43	47.94
Logan.....	264.21	154.48	11.15	98.58
Marion.....	314.01	18.69	10.91	284.41
Marshall.....	128.71	11.33	1.30	116.08
Mason.....	92.80	29.17	2.40	61.23
Mercer.....	170.12	25.36	22.12	122.64
Mineral.....	45.70	7.75	.....	37.95
Mingo.....	483.84	136.27	40.22	307.35
Monongalia.....	145.26	.....	.....	145.26
Monroe.....	5.72	4.26	.12	1.34
Morgan.....	6.99	2.50	.....	4.49
McDowell.....	211.34	49.89	25.02	136.43
Nicholas.....	300.70	66.22	160.90	73.58
Ohio.....	234.49	13.60	2.51	218.38
Pendleton.....	22.87	.....	.....	22.87
Pleasants.....	5.46	.....	23	5.23
Pocahontas.....	62.43	27.84	4.89	29.70
Preston.....	114.18	48.64	4.11	61.43
Putnam.....	119.65	47.18	42.10	30.37
Raleigh.....	233.47	186.88	8.95	37.64
Randolph.....	76.06	.....	.....	76.06
Ritchie.....	95.73	44.46	2.13	49.14
Roane.....	53.26	18.18	1.32	33.76
Summers.....	28.49	4.26	.....	24.23
Taylor.....	176.59	23.38	.32	152.89
Tucker.....	70.97	7.10	44.92	18.95
Tyler.....	66.66	31.82	.....	34.84
Upshur.....	78.91	27.81	.....	51.10
Wayne.....	171.10	67.35	6.26	97.49
Wetster.....	577.35	62.36	66.60	448.39
Wetzel.....	124.89	12.68	57.43	54.78
Wirt.....	83.40	33.57	3.37	46.46
Wood.....	257.40	15.45	19.47	222.48
Wyoming.....	112.75	75.45	2.28	35.02
<b>GRAND TOTAL.....</b>	<b>\$ 8,236.79</b>	<b>\$ 2,254.93</b>	<b>\$ 682.81</b>	<b>\$ 5,299.05</b>

Beginning with Statement XLIII the Following Tables and Statements are for the Fiscal Year Ending June 30 1922

SUMMARY STATEMENT XLIII

STATEMENT OF RECEIPTS DISBURSEMENTS AND BALANCES OF EACH FUND FOR THE FISCAL YEAR ENDING JUNE 30 1922

State Fund—General Revenue

Balance June 30, 1921 .....	\$ 198,290.33
Receipts during the fiscal year 1922 .....	7,529,066.27
<b>Total .....</b>	<b>\$ 7,727,356.60</b>
Disbursements during the fiscal year 1922 .....	7,062,773.82
<b>Balance June 30, 1922 .....</b>	<b>\$ 664,582.78</b>

State Fund—Special Revenue

Balance June 30, 1921 .....	\$ 393,965.69
Receipts during the fiscal year 1922 .....	1,814,045.33
<b>Total .....</b>	<b>\$ 2,208,011.02</b>
Disbursements during the fiscal year 1922 .....	1,460,950.66
<b>Balance June 30, 1922 .....</b>	<b>\$ 747,060.46</b>

State Fund—County District and Municipal Revenue

Balance June 30, 1921 .....	\$ 118,471.93
Receipts during the fiscal year 1922 .....	11,602,112.43
<b>Total .....</b>	<b>\$11,720,584.36</b>
Disbursements during the fiscal year 1922 .....	11,545,836.51
<b>Balance June 30, 1922 .....</b>	<b>\$ 174,747.85</b>

General School Fund

Balance June 30, 1921 .....	\$ 666,080.20
Receipts during the fiscal year 1922 .....	1,344,736.60
<b>Total .....</b>	<b>\$ 2,010,816.80</b>
Disbursements during the fiscal year 1922 .....	1,865,089.97
<b>Balance June 30, 1922 .....</b>	<b>\$ 145,726.83</b>

The School Fund

Balance June 30, 1921 .....	\$ 5,700.00
Receipts during the fiscal year 1922 .....	166,000.00
<b>Total .....</b>	<b>\$ 171,700.00</b>
Disbursements during the fiscal year 1922 .....	171,700.00
<b>Balance June 30, 1922 .....</b>	<b>\$</b>

State Road Fund

Balance June 30, 1921 .....	\$ 1,341,997.93
Receipts during the fiscal year 1922 .....	18,223,439.34
<b>Total .....</b>	<b>\$19,565,437.27</b>
Disbursements during the fiscal year 1922 .....	4,900,293.97
<b>Balance June 30, 1922 .....</b>	<b>\$14,665,143.30</b>

State Road Sinking Fund

Balance June 30, 1921 .....	\$
Receipts during the fiscal year 1922 .....	1,599,504.68
<b>Total .....</b>	<b>\$ 1,599,504.68</b>
Disbursements during the fiscal year 1922 .....	1,449,500.00
<b>Balance June 30, 1922 .....</b>	<b>\$ 150,004.68</b>

Virginia Debt Bond Sinking Fund	
Balance June 30, 1921.....	\$ 5,500.36
Receipts during the fiscal year 1922.....	1,236,113.90
<b>Total.....</b>	<b>\$ 1,241,614.26</b>
Disbursements during the fiscal year 1922.....	682,684.22
<b>Balance June 30, 1922.....</b>	<b>\$ 558,930.04</b>
Workmen's Compensation Fund	
Balance June 30, 1921.....	\$ 35,530.98
Receipts during the fiscal year 1922.....	8,045,599.68
<b>Total.....</b>	<b>\$ 8,081,130.66</b>
Disbursements during the fiscal year 1922.....	8,006,382.72
<b>Balance June 30, 1922.....</b>	<b>\$ 74,747.94</b>
All Funds	
Balance June 30, 1921.....	\$ 2,765,537.42
Receipts during the fiscal year 1922.....	51,560,618.23
<b>Total.....</b>	<b>\$54,326,155.65</b>
Disbursements during the fiscal year 1922.....	87,145,211.77
<b>Balance June 30, 1922.....</b>	<b>\$17,180,943.83</b>

## SUMMARY OF RECEIPTS AND DISBURSEMENTS 1922

## STATEMENT XLIV

## State Fund—General Revenue

Months	Receipts	Disbursements	Balance
Balance June 30, 1921.....			\$ 198,290.33
1921			
July.....	\$ 588,277.71	\$ 557,508.44	
August.....	359,330.32	588,533.68	
September.....	590,504.32	515,711.10	
October.....	537,716.68	596,248.78	
November.....	560,695.01	596,950.04	
December.....	652,877.42	554,041.09	
1922			
January.....	1,394,747.03	778,819.46	
February.....	1,022,051.04	940,668.59	
March.....	412,238.25	708,684.93	
April.....	251,808.87	400,885.38	
May.....	518,934.33	408,738.82	
June.....	639,886.29	415,983.51	
<b>Totals.....</b>	<b>\$ 7,529,066.27</b>	<b>\$ 7,062,773.82</b>	
Receipts over Disbursements.....			\$ 466,292.45
<b>Balance June 30, 1922.....</b>			<b>\$ 664,582.78</b>

## STATEMENT XLV

## State Fund—Special Revenue

Months	Receipts	Disbursements	Balance
Balance June 30, 1921.....			\$ 393,965.69
1921			
July.....	\$ 157,669.92	\$ 206,771.71	
August.....	109,852.57	84,673.92	
September.....	186,829.43	61,346.74	
October.....	119,352.23	98,922.77	
November.....	187,329.00	118,633.75	
December.....	101,654.02	95,123.95	
1922			
January.....	191,098.34	94,484.74	
February.....	193,371.39	136,632.99	
March.....	249,572.31	119,098.42	
April.....	114,739.08	124,388.16	
May.....	104,452.68	157,833.43	
June.....	98,124.36	162,989.98	
<b>Totals.....</b>	<b>\$ 1,814,045.33</b>	<b>\$ 1,460,950.56</b>	
Receipts over Disbursements.....			\$ 353,094.77
<b>Balance June 30, 1922.....</b>			<b>\$ 747,060.46</b>



STATEMENT XLVI

State Fund—County District and Municipal Revenue

Months	Receipts	Disbursements	Balance
Balance June 30, 1921.....			\$ 118,471.93
1921			
July.....	\$ 508,190.57	\$ 443,307.11	
August.....	316,061.70	378,745.06	
September.....	46,968.65	6,091.52	
October.....	64,067.73	88,498.15	
November.....	86,427.09	83,161.23	
December.....	341,179.78	145,400.68	
1922			
January.....	7,506,500.88	723,896.89	
February.....	372,318.23	2,670,985.50	
March.....	776,769.37	5,290,041.56	
April.....	160,301.36	209,580.77	
May.....	132,618.76	165,218.64	
June.....	1,302,718.31	1,345,909.41	
Totals.....	\$11,602,112.43	\$11,545,836.51	
Receipts over Disbursements.....			\$ 56,275.92
Balance June 30, 1922.....			\$ 174,747.85

STATEMENT XLVII

General School Fund

Months	Receipts	Disbursements	Balance
Balance June 30, 1921.....			\$ 686,080.20
1921			
July.....	\$ 123,911.51	\$ 28,073.19	
August.....	155,593.97	25,097.62	
September.....	164,910.83	34,280.53	
October.....	65,622.16	18,860.26	
November.....	31,203.42	20,729.92	
December.....	98,702.63	91,450.43	
1922			
January.....	41,175.92	589,269.05	
February.....	126,290.80	78,272.91	
March.....	354,356.53	785,911.93	
April.....	93,342.35	119,129.79	
May.....	43,831.11	38,422.54	
June.....	45,795.38	35,591.80	
Totals.....	\$ 1,344,736.60	\$ 1,865,099.97	
Disbursements over Receipts.....			\$ 520,353.37
Balance June 30, 1922.....			\$ 145,726.83

STATEMENT XLVIII

The School Fund

Months	Receipts	Disbursements	Balance
Balance June 30, 1921.....			\$ 5,700.00
1921			
July.....	\$ 5,000.00	\$ 10,000.00	
August.....	2,000.00	2,000.00	
September.....	6,000.00	6,000.00	
October.....	1,000.00	1,700.00	
November.....			
December.....	12,000.00	11,000.00	
1922			
January.....	22,300.00	19,500.00	
February.....	53,600.00	48,000.00	
March.....	9,000.00	18,000.00	
April.....	7,600.00	1,500.00	
May.....	41,500.00	45,000.00	
June.....	6,000.00	9,000.00	
Totals.....	\$ 166,000.00	\$ 171,700.00	
Disbursements over Receipts.....			\$ 5,700.00
Balance June 30, 1922.....			\$ .....

## STATEMENT XLIX

## State Road Fund

Months	Receipts	Disbursements	Balance
Balance June 30, 1921.....			\$ 1,341,997.93
1921			
July.....	\$ 154,986.90	\$ 765,631.97	
August.....	152,773.96	412,951.53	
September.....	149,294.01	269,383.94	
October.....	15,265,241.90	288,681.32	
November.....	97,398.13	269,151.96	
December.....	284,855.40	143,572.07	
1922			
January.....	779,776.47	249,304.12	
February.....	282,042.71	734,738.11	
March.....	202,099.07	282,112.40	
April.....	304,404.19	295,338.82	
May.....	312,432.92	333,688.56	
June.....	238,133.68	855,739.17	
Totals.....	\$18,223,439.34	\$ 4,900,293.97	
Receipts over Disbursements.....			\$13,323,145.37
Balance June 30, 1922.....			\$14,665,143.30

## STATEMENT L

## State Road Sinking Fund

Months	Receipts	Disbursements	Balance
Balance June 30, 1921.....			\$ .....
1921			
July.....	\$ 500,000.00	\$ 500,000.00	
August.....	125,000.00	125,000.00	
September.....			
October.....			
November.....	75,000.00	75,000.00	
December.....		375,000.00	
1922			
January.....	13,826.09		
February.....	435,954.90		
March.....	80.50		
April.....	67,586.53		
May.....	7,056.16		
June.....	375,000.50	374,500.00	
Totals.....	\$ 1,599,504.68	\$ 1,449,500.00	
Receipts over Disbursements.....			\$ 150,004.68
Balance June 30, 1922.....			\$ 150,004.68

## STATEMENT LI

## Virginia Debt Bond Sinking Fund

Months	Receipts	Disbursements	Balance
Balance June 30, 1921.....			\$ 5,500.36
1921			
July.....	\$ 24,084.11	\$ 26,507.80	
August.....	33,538.86	2,222.93	
September.....	67,892.16	5,354.57	
October.....	31,656.55	3,065.00	
November.....	14,671.52	14,626.87	
December.....	114,514.72	189,876.00	
1922			
January.....	177,562.92	66.49	
February.....	404,879.54	1,348.75	
March.....	11,925.33	50.22	
April.....	194,900.06	1,971.26	
May.....	151,054.20	15,686.48	
June.....	9,433.93	421,908.05	
Totals.....	\$ 1,236,113.90	\$ 682,684.22	
Receipts over Disbursements.....			\$ 553,429.68
Balance June 30, 1922.....			\$ 558,930.04

**STATEMENT LII**  
**Workmen's Compensation Fund**

Months	Receipts	Disbursements	Balance
Balance June 30, 1921.....			\$ 35,530.98
1921			
July.....	\$ 521,084.34	\$ 483,292.75	
August.....	391,941.06	415,862.96	
September.....	238,086.97	204,653.49	
October.....	1,419,474.37	1,469,767.92	
November.....	318,086.47	256,868.84	
December.....	1,239,174.58	777,557.32	
1922			
January.....	601,328.61	1,100,715.57	
February.....	398,506.83	340,393.73	
March.....	581,678.42	608,549.29	
April.....	548,137.49	486,034.41	
May.....	181,938.97	265,507.11	
June.....	1,606,161.57	1,597,179.33	
Totals.....	\$ 8,045,599.68	\$ 8,006,382.72	
Receipts over Disbursements.....			\$ 39,216.96
Balance June 30, 1922.....			\$ 74,747.94

**STATEMENT LIII**  
**All Funds**

Months	Receipts	Disbursements	Balance
Balance June 30, 1921.....			\$ 2,765,537.42
1921			
July.....	\$ 2,583,205.06	\$ 3,021,092.97	
August.....	1,646,092.44	2,030,087.70	
September.....	1,450,476.37	1,102,821.89	
October.....	17,494,130.61	2,565,744.20	
November.....	1,370,810.64	1,435,122.40	
December.....	2,844,958.55	2,383,021.54	
1922			
January.....	10,727,316.26	3,556,056.32	
February.....	3,289,015.44	4,951,040.58	
March.....	2,597,719.78	7,812,448.75	
April.....	1,741,819.93	1,638,828.59	
May.....	1,493,819.13	1,430,145.58	
June.....	4,321,254.02	5,218,801.25	
Totals.....	\$51,560,618.23	\$37,145,211.77	
Receipts over Disbursements.....			\$14,415,406.46
Balance June 30, 1922.....			\$17,180,943.88

**THE TREASURY IN ACCOUNT WITH VARIOUS FUNDS 1922**

**STATEMENT LIV**  
**State Fund—General Revenue**

1921	Balance Year Ended June 30, 1921.....	\$ 198,290.33
July 31	Receipts during July, 1921.....	588,277.71
Aug. 31	Receipts during August, 1921.....	359,330.32
Sept. 30	Receipts during September, 1921.....	590,504.32
		\$ 1,736,402.68
July 31	Disbursements during July, 1921.....	\$ 557,508.44
Aug. 31	Disbursements during August, 1921.....	588,533.68
Sept. 30	Disbursements during September, 1921.....	515,711.10
	Balance End of First Quarter.....	74,649.46
		\$ 1,736,402.68

	Balance from First Quarter .....	\$ 74,649 46
Oct. 31	Receipts during October, 1921 .....	537,715 68
Nov. 30	Receipts during November, 1921 .....	560,695 01
Dec. 31	Receipts during December, 1921 .....	652,877 42
		<u>\$ 1,825,937 57</u>
Oct. 31	Disbursements during October, 1921 .....	\$ 596,248 78
Nov. 30	Disbursements during November, 1921 .....	596,950 04
Dec. 31	Disbursements during December, 1921 .....	554,041 09
	Balance End of Second Quarter .....	78,697 66
		<u>\$ 1,825,937 57</u>
1922		
	Balance from Second Quarter .....	\$ 78,697 66
Jan. 31	Receipts during January, 1922 .....	1,394,747 03
Feb. 28	Receipts during February, 1922 .....	1,022,051 04
Mar. 31	Receipts during March, 1922 .....	412,238 25
		<u>\$ 2,907,733 98</u>
1922		
Jan. 31	Disbursements during January, 1922 .....	\$ 778,819 46
Feb. 28	Disbursements during February, 1922 .....	940,668 59
Mar. 31	Disbursements during March, 1922 .....	708,684 93
	Balance End of Third Quarter .....	479,561 00
		<u>\$ 2,907,733 98</u>
1922		
	Balance from Third Quarter .....	\$ 479,561 00
Apr. 30	Receipts during April, 1922 .....	251,808 87
May 31	Receipts during May, 1922 .....	518,934 33
June 30	Receipts during June, 1922 .....	639,886 29
		<u>\$ 1,890,190 49</u>
Apr. 30	Disbursements during April, 1922 .....	\$ 400,885 38
May 31	Disbursements during May, 1922 .....	408,738 82
June 30	Disbursements during June, 1922 .....	415,983 51
	Balance End of Fourth Quarter .....	664,582 78
		<u>\$ 1,890,190 49</u>

## STATEMENT LV

## State Fund—Special Revenue

1921		
	Balance Year Ended June 30, 1921 .....	\$ 393,965 69
July 31	Receipts during July, 1921 .....	157,669 92
Aug. 31	Receipts during August, 1921 .....	109,852 57
Sept. 30	Receipts during September, 1921 .....	186,829 43
		<u>\$ 848,317 61</u>
July 31	Disbursements during July, 1921 .....	\$ 206,771 71
Aug. 31	Disbursements during August, 1921 .....	84,673 92
Sept. 30	Disbursements during September, 1921 .....	61,346 74
	Balance End of First Quarter .....	495,525 24
		<u>\$ 848,317 61</u>
Balance from First Quarter .....		
		\$ 495,525 24
Oct. 31	Receipts during October, 1921 .....	119,352 23
Nov. 30	Receipts during November, 1921 .....	187,329 00
Dec. 31	Receipts during December, 1921 .....	101,654 02
		<u>\$ 903,860 49</u>
Oct. 31	Disbursements during October, 1921 .....	\$ 98,922 77
Nov. 30	Disbursements during November, 1921 .....	118,633 75
Dec. 31	Disbursements during December, 1921 .....	95,123 95
	Balance End Second Quarter .....	591,180 02
		<u>\$ 903,860 49</u>

1922		
	Balance from Second Quarter .....	\$ 591,180.02
Jan. 31	Receipts during January, 1922 .....	191,098.24
Feb. 28	Receipts during February, 1922 .....	193,371.39
Mar. 31	Receipts during March, 1922 .....	249,572.31
		<u>\$ 1,225,222.06</u>
Jan. 31	Disbursements during January, 1922 .....	\$ 94,484.74
Feb. 28	Disbursements during February, 1922 .....	126,832.90
Mar. 31	Disbursements during March, 1922 .....	119,068.42
	Balance End Third Quarter .....	875,005.91
		<u>\$ 1,225,222.06</u>
1923		
	Balance from Third Quarter .....	\$ 875,005.91
Apr. 30	Receipts during April, 1922 .....	114,739.08
May 31	Receipts during May, 1922 .....	104,452.68
June 30	Receipts during June, 1922 .....	98,124.36
		<u>\$ 1,192,322.03</u>
Apr. 30	Disbursements during April, 1922 .....	\$ 124,388.16
May 31	Disbursements during May, 1922 .....	157,885.43
June 30	Disbursements during June, 1922 .....	162,989.96
	Balance End of Fourth Quarter .....	747,060.46
		<u>\$ 1,192,322.03</u>

## STATEMENT LVI

## State Fund—County District and Municipal Revenue

1921		
	Balance Year Ended June 30, 1921 .....	\$ 118,471.93
July 31	Receipts during July, 1921 .....	508,190.37
Aug. 31	Receipts during August, 1921 .....	318,061.70
Sept. 30	Receipts during September, 1921 .....	46,955.65
		<u>\$ 989,682.85</u>
July 31	Disbursements during July, 1921 .....	\$ 443,307.11
Aug. 31	Disbursements during August, 1921 .....	373,745.06
Sept. 30	Disbursements during September, 1921 .....	6,091.52
	Balance End of First Quarter .....	166,539.16
		<u>\$ 989,682.85</u>
	Balance from First Quarter .....	\$ 166,539.16
Oct. 31	Receipts during October, 1921 .....	54,067.73
Nov. 30	Receipts during November, 1921 .....	86,427.09
Dec. 31	Receipts during December, 1921 .....	341,179.78
		<u>\$ 648,231.76</u>
Oct. 31	Disbursements during October, 1921 .....	\$ 88,498.15
Nov. 30	Disbursements during November, 1921 .....	83,161.22
Dec. 31	Disbursements during December, 1921 .....	145,400.88
	Balance End of Second Quarter .....	331,153.71
		<u>\$ 648,231.76</u>
1922		
	Balance from Second Quarter .....	\$ 331,153.71
Jan. 31	Receipts during January, 1922 .....	7,505,500.88
Feb. 28	Receipts during February, 1922 .....	372,318.23
Mar. 31	Receipts during March, 1922 .....	776,769.37
		<u>\$ 8,985,742.19</u>
Jan. 31	Disbursements during January, 1922 .....	\$ 723,896.89
Feb. 28	Disbursements during February, 1922 .....	2,670,985.50
Mar. 31	Disbursements during March, 1922 .....	5,290,041.56
	Balance End of Third Quarter .....	300,818.24
		<u>\$ 8,985,742.19</u>

1922	Balance from Third Quarter .....	\$ 300,818 24
Apr. 30	Receipts during April, 1922 .....	159,301 36
May 31	Receipts during May, 1922 .....	132,618 76
June 30	Receipts during June, 1922 .....	1,302,718 31
		<u>\$ 1,895,456 67</u>
1922	Disbursements during April, 1922 .....	\$ 209,580 77
Apr. 30	Disbursements during May, 1922 .....	165,218 64
May 31	Disbursements during June, 1922 .....	1,345,909 41
June 30	Disbursements during June, 1922 .....	174,747 85
	Balance End of Fourth Quarter .....	<u>\$ 1,895,456 67</u>

## STATEMENT LVII

## General School Fund

1921	Balance Year Ended June 30, 1921 .....	\$ 666,080 20
July 31	Receipts during July, 1921 .....	123,911 51
Aug. 31	Receipts during August, 1921 .....	155,593 97
Sept. 30	Receipts during September, 1921 .....	164,910 83
		<u>\$ 1,110,496 51</u>
July 31	Disbursements during July, 1921 .....	\$ 28,073 19
Aug. 31	Disbursements during August, 1921 .....	25,097 62
Sept. 30	Disbursements during September, 1921 .....	34,280 83
	Balance End of First Quarter .....	1,023,045 17
		<u>\$ 1,110,496 51</u>
	Balance from First Quarter .....	\$ 1,023,045 17
Oct. 31	Receipts during October, 1921 .....	65,622 15
Nov. 30	Receipts during November, 1921 .....	31,203 42
Dec. 31	Receipts during December, 1921 .....	98,702 63
		<u>\$ 1,218,573 37</u>
Oct. 31	Disbursements during October, 1921 .....	\$ 18,860 26
Nov. 30	Disbursements during November, 1921 .....	20,729 92
Dec. 31	Disbursements during December, 1921 .....	91,450 43
	Balance End of Second Quarter .....	1,087,532 76
		<u>\$ 1,218,573 37</u>
1922	Balance from Second Quarter .....	\$ 1,087,532 76
Jan. 31	Receipts during January, 1922 .....	41,175 92
Feb. 28	Receipts during February, 1922 .....	126,290 80
Mar. 31	Receipts during March, 1922 .....	354,356 53
		<u>\$ 1,609,356 01</u>
1922	Disbursements during January, 1922 .....	\$ 589,269 05
Jan. 31	Disbursements during February, 1922 .....	78,272 91
Feb. 28	Disbursements during March, 1922 .....	785,911 93
Mar. 31	Disbursements during March, 1922 .....	155,902 12
	Balance End of Third Quarter .....	<u>\$ 1,609,356 01</u>
1922	Balance from Third Quarter .....	\$ 155,902 12
Apr. 30	Receipts during April, 1922 .....	93,342 35
May 31	Receipts during May, 1922 .....	43,831 11
June 30	Receipts during June, 1922 .....	45,795 38
		<u>\$ 338,870 96</u>
1922	Disbursements during April, 1922 .....	\$ 119,129 79
Apr. 30	Disbursements during May, 1922 .....	38,422 54
May 31	Disbursements during June, 1922 .....	35,591 80
June 30	Disbursements during June, 1922 .....	145,726 83
	Balance End of Fourth Quarter .....	<u>\$ 338,870 96</u>

## STATEMENT LVIII

## The School Fund

1921	Balance Year Ended June 30, 1921.....	\$ 5,700 00
July 31	Receipts during July, 1921.....	5,000 00
Aug. 31	Receipts during August, 1921.....	2,000 00
Sept. 30	Receipts during September, 1921.....	6,000 00
		<u>\$ 18,700 00</u>
July 31	Disbursements during July, 1921.....	\$ 10,000 00
Aug. 31	Disbursements during August, 1921.....	2,000 00
Sept. 30	Disbursements during September, 1921.....	6,000 00
	Balance End First Quarter.....	700 00
		<u>\$ 18,700 00</u>
	Balance from First Quarter.....	\$ 700 00
Oct. 31	Receipts during October, 1921.....	1,000 00
Dec. 31	Receipts during December, 1921.....	12,000 00
		<u>\$ 13,700 00</u>
Oct. 31	Disbursements during October, 1921.....	\$ 1,700 00
Dec. 31	Disbursements during December, 1921.....	11,000 00
	Balance End Second Quarter.....	1,000 00
		<u>\$ 13,700 00</u>
1922	Balance from Second Quarter.....	\$ 1,000 00
Jan. 31	Receipts during January, 1922.....	22,300 00
Feb. 28	Receipts during February, 1922.....	53,600 00
Mar. 31	Receipts during March, 1922.....	9,000 00
		<u>\$ 85,900 00</u>
Jan. 31	Disbursements during January, 1922.....	\$ 19,500 00
Feb. 28	Disbursements during February, 1922.....	48,000 00
Mar. 31	Disbursements during March, 1922.....	18,000 00
	Balance End Third Quarter.....	400 00
		<u>\$ 85,900 00</u>
	Balance from Third Quarter.....	\$ 400 00
Apr. 30	Receipts during April, 1922.....	7,600 00
May 31	Receipts during May, 1922.....	41,600 00
June 30	Receipts during June, 1922.....	6,000 00
		<u>\$ 55,500 00</u>
Apr. 30	Disbursements during April, 1922.....	\$ 1,500 00
May 31	Disbursements during May, 1922.....	45,000 00
June 30	Disbursements during June, 1922.....	9,000 00
	Balance End of Fourth Quarter.....	
		<u>\$ 55,500 00</u>

## STATEMENT LIX

## State Road Fund

1921	Balance Year Ended June 30, 1921.....	\$ 1,341,997 93
July 31	Receipts during July, 1921.....	154,986 90
Aug. 31	Receipts during August, 1921.....	152,773 96
Sept. 30	Receipts during September, 1921.....	149,294 01
		<u>\$ 1,799,052 80</u>
July 31	Disbursements during July, 1921.....	\$ 765,631 97
Aug. 31	Disbursements during August, 1921.....	412,951 53
Sept. 30	Disbursements during September, 1921.....	269,383 94
	Balance End First Quarter.....	351,085 36
		<u>\$ 1,799,052 80</u>

	Balance from First Quarter .....	\$ 351,085 36
Oct. 31	Receipts during October 1921 .....	15,265,241 90
Nov. 30	Receipts during November, 1921 .....	97,398 13
Dec. 31	Receipts during December, 1921 .....	284,885 40
		<u>\$15,998,580 79</u>
Oct. 31	Disbursements during October, 1921 .....	\$ 288,681 32
Nov. 30	Disbursements during November, 1921 .....	269,151 96
Dec. 31	Disbursements during December, 1921 .....	143,572 07
	Balance End of Second Quarter .....	15,297,175 44
		<u>\$15,998,580 79</u>
1922		
	Balance from Second Quarter .....	\$15,297,175 44
Jan. 31	Receipts during January, 1922 .....	779,776 47
Feb. 28	Receipts during February, 1922 .....	282,042 71
Mar. 31	Receipts during March, 1922 .....	202,099 07
		<u>\$16,561,093 69</u>
1922		
Jan. 31	Disbursements during January, 1922 .....	\$ 249,304 12
Feb. 28	Disbursements during February, 1922 .....	734,738 11
Mar. 31	Disbursements during March, 1922 .....	282,112 40
	Balance End of Third Quarter .....	15,294,939 06
		<u>\$16,561,093 69</u>
	Balance from Third Quarter .....	\$15,294,939 06
Apr. 30	Receipts during April, 1922 .....	304,404 19
May 31	Receipts during May, 1922 .....	312,432 92
June 30	Receipts during June, 1922 .....	238,133 68
		<u>\$16,149,909 85</u>
Apr. 30	Disbursements during April, 1922 .....	\$ 295,338 82
May 31	Disbursements during May, 1922 .....	333,688 56
June 30	Disbursements during June, 1922 .....	855,739 17
	Balance End of Fourth Quarter .....	14,665,143 30
		<u>\$16,149,909 85</u>

## STATEMENT LX

## State Road Sinking Fund

1921		
July 31	Receipts during July, 1921 .....	\$ 500,000 00
Aug. 31	Receipts during August, 1921 .....	125,000 00
		<u>\$ 625,000 00</u>
July 31	Disbursements during July, 1921 .....	\$ 500,000 00
Aug. 31	Disbursements during August, 1921 .....	125,000 00
		<u>\$ 625,000 00</u>
Nov. 30	Receipts during November, 1921 .....	\$ 75,000 00
Dec. 31	Overdraft at end of Second Quarter .....	375,000 00
		<u>\$ 450,000 00</u>
Nov. 30	Disbursements during November, 1921 .....	\$ 75,000 00
Dec. 31	Disbursements during December, 1921 .....	375,000 00
		<u>\$ 450,000 00</u>
Jan. 31	Receipts during January, 1922 .....	\$ 13,826 09
Feb. 28	Receipts during February, 1922 .....	435,954 90
Mar. 31	Receipts during March, 1922 .....	80 50
		<u>\$ 449,861 49</u>



Jan. 1	Overdraft from Last Quarter .....	\$ 375,000 00
Jan. 31	Disbursements during Jan., 1922 .....	
Feb. 28	Disbursements during Feb., 1922 .....	
Mar. 31	Disbursements during March, 1922 .....	
	Balance End of Third Quarter .....	74,861 49
		<u>\$ 449,861 49</u>
1922		
	Balance from Third Quarter .....	\$ 74,861 49
Apr. 30	Receipts during April, 1922 .....	67,586 53
May 31	Receipts during May, 1922 .....	7,056 16
June 30	Receipts during June, 1922 .....	375,000 50
		<u>\$ 524,504 68</u>
Apr. 30	Disbursements during April, 1922 .....	\$ .....
May 31	Disbursements during May, 1922 .....	
June 30	Disbursements during June, 1922 .....	374,500 00
	Balance End of Fourth Quarter .....	150,004 68
		<u>\$ 524,504 68</u>

## STATEMENT LXI

## Virginia Debt Bond—Sinking Fund

1921		
	Balance Year Ended June 30, 1921 .....	\$ 5,500 36
July 31	Receipts during July, 1921 .....	24,084 11
Aug. 31	Receipts during August, 1921 .....	33,538 86
Sept. 30	Receipts during September, 1921 .....	67,892 16
		<u>\$ 131,015 49</u>
July 31	Disbursements during July, 1921 .....	\$ 26,507 80
Aug. 31	Disbursements during August, 1921 .....	2,222 93
Sept. 30	Disbursements during September, 1921 .....	5,354 57
	Balance End of First Quarter .....	96,930 19
		<u>\$ 131,015 49</u>
	Balance from First Quarter .....	\$ 96,930 19
Oct. 31	Receipts during October, 1921 .....	31,656 55
Nov. 30	Receipts during November, 1921 .....	14,671 52
Dec. 31	Receipts during December, 1921 .....	114,514 72
		<u>\$ 257,772 98</u>
Oct. 31	Disbursements during October, 1921 .....	\$ 3,065 00
Nov. 30	Disbursements during November, 1921 .....	14,626 67
Dec. 31	Disbursements during December, 1921 .....	189,876 00
	Balance End of Second Quarter .....	50,205 31
		<u>\$ 257,772 98</u>
1922		
	Balance from Second Quarter .....	\$ 50,205 31
Jan. 31	Receipts during January, 1922 .....	177,562 92
Feb. 28	Receipts during February, 1922 .....	404,879 54
Mar. 31	Receipts during March, 1922 .....	11,925 33
		<u>\$ 644,573 10</u>
Jan. 31	Disbursements during January, 1922 .....	\$ 66 49
Feb. 28	Disbursements during February, 1922 .....	1,348 75
Mar. 31	Disbursements during March, 1922 .....	50 22
	Balance End of Third Quarter .....	643,107 64
		<u>\$ 644,573 10</u>
	Balance from Third Quarter .....	\$ 643,107 64
Apr. 30	Receipts during April, 1922 .....	194,900 06
May 31	Receipts during May, 1922 .....	151,054 20
June 30	Receipts during June, 1922 .....	9,433 98
		<u>\$ 998,495 83</u>

Apr. 30	Disbursements during April, 1922	\$	1,971.86
May 31	Disbursements during May, 1922		15,686.48
June 30	Disbursements during June, 1922		421,908.05
	Balance End of Fourth Quarter		558,930.04
		\$	998,495.83

## STATEMENT LXII

## Workmen's Compensation Fund

1921	Balance Year Ended June 30, 1921	\$	35,530.98
July 31	Receipts during July, 1921		521,084.34
Aug. 31	Receipts during August, 1921		391,941.06
Sept. 30	Receipts during September, 1921		238,086.97
		\$	1,186,643.35
July 31	Disbursements during July, 1921	\$	483,292.75
Aug. 31	Disbursements during August, 1921		415,862.96
Sept. 30	Disbursements during September, 1921		204,653.49
	Balance End of First Quarter		82,834.15
		\$	1,186,643.35
	Balance from First Quarter	\$	82,834.15
Oct. 31	Receipts during October, 1921		1,419,474.37
Nov. 30	Receipts during November, 1921		318,086.47
Dec. 31	Receipts during December, 1921		1,239,174.58
		\$	3,059,569.57
Oct. 31	Disbursements during October, 1921	\$	1,469,767.92
Nov. 30	Disbursements during November, 1921		256,868.84
Dec. 31	Disbursements during December, 1921		777,557.32
	Balance End Second Quarter		55,375.49
		\$	3,059,569.57
1922	Balance from Second Quarter	\$	555,375.49
Jan. 31	Receipts during January, 1922		601,328.61
Feb. 28	Receipts during February, 1922		398,506.83
Mar. 31	Receipts during March, 1922		581,678.42
		\$	2,136,889.35
1922	Disbursements during January, 1922	\$	1,100,715.57
Feb. 28	Disbursements during February, 1922		340,393.73
Mar. 31	Disbursements during March, 1922		608,549.29
	Balance End Third Quarter		87,230.76
		\$	2,136,889.35
	Balance from Third Quarter	\$	87,230.76
Apr. 30	Receipts during April, 1922		548,137.49
May 31	Receipts during May, 1922		181,938.97
June 30	Receipts during June, 1922		1,606,161.57
		\$	2,423,468.79
Apr. 30	Disbursements during April, 1922	\$	486,034.41
May 31	Disbursements during May, 1922		265,507.11
June 30	Disbursements during June, 1922		1,597,179.33
	Balance End of Fourth Quarter		74,747.94
		\$	2,423,468.79

## STATEMENT LXIII

## All Funds

1921	Balance Year Ended June 30, 1921.....	\$ 2,765,537.42
July 31	Receipts during July, 1921.....	2,583,205.06
Aug. 31	Receipts during August, 1921.....	1,646,092.44
Sept. 30	Receipts during September, 1921.....	1,450,476.37
		<u>\$ 8,445,311.29</u>
July 31	Disbursements during July, 1921.....	\$ 3,021,092.97
Aug. 31	Disbursements during August, 1921.....	2,030,087.70
Sept. 30	Disbursements during September, 1921.....	1,102,821.89
	Balance End of First Quarter.....	2,291,308.73
		<u>\$ 8,445,311.29</u>
	Balance from First Quarter.....	\$ 2,291,308.73
Oct. 31	Receipts during October, 1921.....	17,494,130.61
Nov. 30	Receipts during November, 1921.....	1,370,810.64
Dec. 31	Receipts during December, 1921.....	2,844,958.55
		<u>\$24,001,208.53</u>
Oct. 31	Disbursements during October, 1921.....	\$ 2,565,744.20
Nov. 30	Disbursements during November, 1921.....	1,435,122.40
Dec. 31	Disbursements during December, 1921.....	2,383,021.54
	Balance End Second Quarter.....	17,617,320.39
		<u>\$24,001,208.53</u>
	Balance from Second Quarter.....	\$17,617,320.39
1922		
Jan. 31	Receipts during January, 1922.....	10,727,316.26
Feb. 28	Receipts during February, 1922.....	3,289,015.44
Mar. 31	Receipts during March, 1922.....	2,597,719.78
		<u>\$34,231,371.87</u>
Jan. 31	Disbursements during January, 1922.....	\$ 3,556,056.32
Feb. 28	Disbursements during February, 1922.....	4,951,040.58
Mar. 31	Disbursements during March, 1922.....	7,812,448.75
	Balance End of Third Quarter.....	17,911,826.22
		<u>\$34,231,371.87</u>
	Balance from Third Quarter.....	\$17,911,826.22
Apr. 30	Receipts during April, 1922.....	1,741,819.93
May 31	Receipts during May, 1922.....	1,493,819.13
June 30	Receipts during June, 1922.....	4,321,254.02
		<u>\$25,468,719.30</u>
Apr. 30	Disbursements during April, 1922.....	\$ 1,638,828.59
May 31	Disbursements during May, 1922.....	1,430,145.58
June 30	Disbursements during June, 1922.....	5,218,901.25
	Balance End of Fourth Quarter.....	17,180,943.88
		<u>\$25,468,719.30</u>

## STATEMENT LXIV

## RECEIPTS FOR THE FISCAL YEAR ENDED JUNE 30 1922

## State Fund—General Revenue

State Tax, 1918 Levy.....	\$ 8,876.60	
State Tax, 1919 Levy.....	1,460.78	
State Tax, 1920 Levy.....	196,141.70	
State Tax, 1921 Levy.....	1,161,866.38	\$ 1,368,345.46
<hr/>		
State Tax, Public Service Corporations, 1920 Levy.....	\$ 544.55	
State Tax, Public Service Corporations, 1921 Levy.....	357,294.96	357,839.51
<hr/>		
Fees—Auditor's Office.....		77,184.59
Fees—Secretary of State's Office.....		22,365.28
Fees—Examination of Banks.....		21,235.39
Fees—Hotel Inspector.....		5,568.93
Fees—Public Service Commission.....		11.50
Fees—Commissioner of Pharmacy.....		1,903.50
Industrial School for Boys:		
Inmates 1921.....		3,782.27
Inmates 1922.....		14,242.24
<hr/>		
License Tax on Charters, 1919 and prev.....	\$ 5,290.00	
License Tax on Charters, 1920.....	3,623.88	
License Tax on Charters, 1921.....	3,785.43	
License Tax on Charters, 1922.....	425,393.05	
License Tax on Charters, 1923.....	330,708.45	768,800.81
<hr/>		
License Tax, New Incorporations, 1922.....		66,146.71
License Land Tax, 1922.....		90.00
License to sell Books, etc.....		20.00
Redeposit O. S. Checks.....		238.63
Sale of Books.....		5,281.55
Sale of Old Property.....		624.66
Business-Profession Tax.....		1,447,108.43
<hr/>		
Special Excise Tax, 1919.....	\$ 693.85	
Special Excise Tax, 1920.....	720.09	
Special Excise Tax, 1921.....	454,669.14	456,083.08
<hr/>		
Statutory Attorney Fees, 1919.....	\$ 50.00	
Statutory Attorney Fees, 1920.....	40.00	
Statutory Attorney Fees, 1921.....	80.00	
Statutory Attorney Fees, 1922.....	9,406.15	
Statutory Attorney Fees, 1923.....	10,030.00	19,606.15
<hr/>		
Statutory Attorney Fees, New Incorporations, 1922.....		1,484.00
Tax on Seal.....		4,201.00
Tax on Insurance.....		442,769.47
Tax on Collateral Inheritances.....		600,339.37
Insurance on Capitol Building.....		533,455.23
Sale of Capitol Site.....		325,250.00
Rent of House on Lot for Governor's Mansion.....		1,100.00
Sale of Fairmont School Property.....		15,000.00
Rifle Range.....		150.00
Rent Island Kanawha River.....		10.00
Refund of Transportation.....		2.93
<hr/>		
Total Revenue.....		\$ 6,560,240.69
Loan from Bank.....		250,000.00
Receipts in Error Refunded and Transfers.....		448,405.08
Refunds to Appropriations.....		270,420.50
<hr/>		
Total Receipts—State Fund.....		\$ 7,529,066.27

## State Fund—Special Revenue

Chief Inspector of Public Offices.....	\$ 42,401.93
Clothing Deaf and Blind School.....	2,310.26
Fees—Investment Companies.....	9,115.00
Fees—Commissioner of Health.....	7,009.10
Rockefeller Foundation.....	6,777.06
Rockefeller Foundation, Refund.....	1.00
Bureau of Venereal Diseases.....	3,964.45
Shepherd-Towner.....	1,038.33
Fire Marshal Tax.....	37,751.58
Fertilizer Tax.....	13,443.21
Stock Food.....	33,974.99
Nursery Inspection.....	1,805.00

Sire Registration.....	295.00
Hunters' Licenses.....	72,564.50
Hunters' Licenses, Refund.....	6,537.83
Huntington Hospital Inmates.....	21,847.76
Militia Fines and Collections.....	821.37
Special License Tax—Public Service Corporations.....	80,590.91
Special License Tax, Public Service Corporations, Refunds.....	148.40
State Board of Architects.....	1,526.48
State Board of Engineers.....	2,246.71
State Board of Control Funds.....	1,467,874.47
	<u>\$ 1,814,045.33</u>

## State Fund—County District and Municipal Revenue

Redemption of Land Tax.....	\$ 110,479.53
Public Service Corporations.....	6,927,583.55
State Interest and Sinking Fund.....	4,564,049.35
	<u>\$11,602,112.43</u>

## General School Fund

Capitation Tax, 1919.....	\$ 10,325.35	
Capitation Tax, 1920.....	51,893.40	
Capitation Tax, 1921.....	124,239.66	
Capitation Tax, 1922.....	151,381.62	\$ 337,840.03
Fines, 1920.....	\$ 7,303.88	
Fines, 1921.....	21,142.53	
Fines, 1922.....	3,065.00	31,601.41
Fines, Game and Fish Warden.....		107.50
Interest on Bonds.....		55,480.84
Interest on Deposits, 1921.....	\$ 27,443.72	
Interest on Deposits, 1922.....	64,819.93	92,263.65
License Tax, Sheriffs, 1919.....	\$ 1,844.79	
License Tax, Sheriffs, 1920.....	20,093.41	
License Tax, Sheriffs, 1921.....	97,529.17	
License Tax, Sheriffs, 1922.....	279,694.15	399,161.52
Marriage Licenses, 1919.....	\$ 189.00	
Marriage Licenses, 1920.....	722.00	
Marriage Licenses, 1921.....	2,973.00	
Marriage Licenses, 1922.....	14,892.00	18,776.00
Redemption of Lands—State Tax.....		11,088.15
Sale of Delinquent Lands, 1919.....	\$ 33.46	
Sale of Delinquent Lands, 1920.....	114.78	
Sale of Delinquent Lands, 1921.....	2,062.62	
Sale of Delinquent Lands, 1922.....	6,190.72	8,401.58
Sale and Redemption of Forfeited Lands.....		1,698.09
State Tax—Forfeitures.....		4,418.52
Teachers Examination Fee, 1921.....	\$ 2,203.65	
Teachers Examination Fee, 1922.....	2,530.52	4,734.17
Teachers Institute Fees.....		8,322.99
Teachers Emergency Fees.....		2.00
Fees—State Superintendent of Schools.....		2,200.00
Sale of Confiscated Auto Truck.....		693.95
National Forest Reserve.....		1,110.45
Total Net Receipts.....		<u>\$ 977,900.85</u>
Transfer from State Fund.....		300,000.00
Federal Rehabilitation.....		8,377.48
Receipts in Error Refunded and Transfers.....		5,578.03
Refund to Appropriations.....		52,880.24
Grand Total—General School Fund.....		<u>\$ 1,344,736.60</u>

## The School Fund

Redemption of Bonds.....	\$ 166,000.00
--------------------------	---------------

## State Road Fund

Auto Licenses, 1921.....	\$ 128,733 69	
Auto Licenses, 1922.....	1,331,193 30	\$ 1,459,926.99
Auto Dealers Licenses, 1921.....	\$ 2,209 41	
Auto Dealers Licenses, 1922.....	22,624 10	24,833.51
Chauffeurs Licenses, 1921.....	\$ 7,497 00	
Chauffeurs Licenses, 1922.....	51,122 91	58,619.91
Motorcycle Licenses, 1921.....	\$ 1,265 50	
Motorcycle Licenses, 1922.....	5,856 18	7,121.68
Truck Licenses, 1922.....		169,487.84
Operators' Licenses, 1922.....		84,036.99
Special Privilege Licenses, 1921.....		26,982.53
Total.....		\$ 1,831,009.50
U. S. Department of Agriculture.....	\$ 970,488 13	
Federal Aid.....	16,682 85	\$ 987,170.98
Sale of Equipment.....		2,717.51
Sale of Bonds.....	15,000,000 00	
Accrued Interest on Bonds sold.....	186,875 00	15,186,875.00
Refund account Construction, Reconstruction, etc.....	\$ 94,569 42	
Refund account Distribution Bond Fund.....	37,065 45	
Receipts in Error Refunded.....	25,092 98	
Disbursements in Error Refunded.....	8,938 50	165,666.35
Transfer from Construction, etc., to Bond Fund.....	\$ 25,000 00	
Transfer from Bond to Reconstruction, etc.....	25,000 00	50,000.00
Total Receipts—State Road Fund.....		\$18,223,439.34

## State Road Sinking Fund

Interest on Deposits.....	\$ 149,419.18
Fees for Registering Bonds.....	85.50
Transferred from State Road Fund.....	1,450,000.00
Total Receipts—State Road Sinking Fund.....	\$ 1,599,504.68

## Virginia Debt Bond—Sinking Fund

State Tax, 1919 Levy.....	\$ 8,867 44	
State Tax, 1920 Levy.....	190,548 30	
State Tax, 1921 Levy.....	674,572 43	\$ 873,988.17
State Public Service Corporation, 1920.....	\$ 537.53	
State Public Service Corporation, 1921.....	357,141 24	357,678.77
State Forfeitures.....		4,418.96
Transfer Fees.....		28 00
Total Receipts—Virginia Debt Bond, Sinking Fund.....		\$ 1,236,113.90

## Workmen's Compensation Fund

Premiums and Deposits.....	\$ 1,911,189 90
Interest on Funds—Invested and Uninvested.....	542,364.55
Redemption of Bonds.....	5,550,300 00
Insurance Capitol Building.....	28,950.04
Replacement—Refunds }.....	\$ 8,032,804.49
Refund to Appropriations }.....	12,795.19
Total Receipts—Workman's Compensation Fund.....	\$ 8,045,599.68

## Grand Recapitulation of Receipts

State Fund—General Revenue.....	\$ 7,529,066 27
State Fund—Special Revenue.....	1,814,045 33
State Fund—County, District and Municipality.....	11,602,112 43
General School Fund.....	1,344,736 60
The School Fund.....	166,000 00
State Road Fund.....	18,223,439 34
State Road Sinking Fund.....	1,599,504 68
Virginia Debt Bond Sinking Fund.....	1,236,113 90
Workmen's Compensation Fund.....	8,045,599 68
Grand Total Receipts, 1922.....	\$51,.....

## STATEMENT LXV

STATEMENT OF APPROPRIATIONS DISBURSEMENTS AND BALANCES FOR THE YEAR ENDED  
JUNE 30 1922

APPROPRIATIONS	State Fund—General Revenue			
	Total Approp- riations Available	Disbursed During the Year	Expired During the Year	Balance at End of Year
<b>Salaries of Officers:</b>				
Governor.....	\$ 10,000.00	\$ 10,000.00	\$.....	\$.....
Auditor.....	5,000.00	5,000.00	.....	.....
Treasurer.....	5,000.00	5,000.00	.....	.....
Attorney General.....	5,000.00	5,000.00	.....	.....
Secretary of State.....	5,000.00	5,000.00	.....	.....
Commissioner of Agriculture.....	5,000.00	5,000.00	.....	.....
Keeper of Rolls.....	300.00	300.00	.....	.....
	<u>\$ 35,300.00</u>	<u>\$ 35,300.00</u>	<u>\$.....</u>	<u>\$.....</u>
<b>Judiciary:</b>				
Salaries Judges of Supreme Court.....	\$ 40,000.00	\$ 39,978.49	\$.....	\$ 21.51
Mileage Judges of Supreme Court.....	500.00	462.93	.....	37.07
Current and Contingent Expenses				
Judges of Supreme Court.....	2,088.77	1,849.09	.....	249.68
Expense Law Examination.....	1,000.00	836.12	.....	163.88
Salary Clerk Supreme Court.....	1,500.00	1,500.00	.....	.....
Salary Stenographer Clerk Supreme Court.....	1,800.00	1,750.00	.....	50.00
Salary Deputy Clerk Supreme Court..	3,000.00	3,000.00	.....	.....
Salary Crier Supreme Court.....	804.00	800.00	4.00	.....
Salary Law Clerks Supreme Court.....	12,000.00	12,000.00	.....	.....
Printing and Binding Supreme Court Reports.....	18,228.88	15,184.07	2,446.88	597.93
Reprinting 9 Volumes.....	30,000.00	25,907.66	.....	4,092.34
Salaries Judges Circuit Court.....	125,500.00	125,500.00	.....	.....
Mileage Judges Circuit Court.....	4,118.20	1,455.70	1,086.60	1,575.90
Compensation Special Judges Circuit Court.....	2,405.00	2,105.00	300.00	.....
	<u>\$ 242,954.85</u>	<u>\$ 232,329.06</u>	<u>\$ 3,837.48</u>	<u>\$ 6,788.31</u>
<b>Governor's Office:</b>				
Salary Private Secretary.....	\$ 4,500.00	\$ 4,500.00	\$.....	\$.....
Salary Stenographer and Clerks.....	322.50	.....	322.50	.....
Expense of Inauguration.....	571.91	.....	571.91	.....
	<u>\$ 5,394.41</u>	<u>\$ 4,500.00</u>	<u>\$ 894.41</u>	<u>\$.....</u>
<b>Pardon Attorney:</b>				
Salary Pardon Attorney.....	\$ 4,000.00	\$ 4,000.00	\$.....	\$.....
Salary Stenographer.....	1,540.00	1,500.00	40.00	.....
Current Expense.....	523.44	352.43	10.59	160.42
	<u>\$ 6,063.44</u>	<u>\$ 5,852.43</u>	<u>\$ 50.59</u>	<u>\$ 160.42</u>
<b>Auditor's Office:</b>				
Salaries Clerks and Stenographers.....	\$ 44,796.92	\$ 44,796.92	\$.....	\$.....
Expense Insurance Department.....	17,189.83	14,863.29	.....	2,326.34
Expense Special Securities Act.....	5,000.00	5,000.00	.....	.....
Index to Land Grants.....	3,500.00	.....	.....	3,500.00
Filing Cases.....	6,659.76	6,659.76	.....	.....
	<u>\$ 77,146.31</u>	<u>\$ 71,319.97</u>	<u>\$.....</u>	<u>\$ 5,826.34</u>
<b>Treasurer's Office:</b>				
Salaries Clerks and Stenographers....	\$ 19,861.91	\$ 19,504.88	\$ 61.91	\$ 295.12
Filing Cases.....	3,000.00	2,497.35	.....	502.65
	<u>\$ 22,861.91</u>	<u>\$ 22,002.23</u>	<u>\$ 61.91</u>	<u>\$ 797.77</u>

APPROPRIATIONS	Total Appropriations Available	Disbursed During the Year	Expired During the Year	Balance at End of Year
<b>Attorney General's Office:</b>				
Salary First Assistant.....	\$ 4,500 00	\$ 4,500 00	\$ .....	\$ .....
Salary Second Assistant.....	4,200 00	4,200 00	.....	.....
Salary Third Assistant.....	4,000 00	4,000 00	.....	.....
Salary Reading Clerk.....	1,800 00	1,800 00	.....	.....
Salary Printing Clerk.....	3,000 00	3,000 00	.....	.....
Salary Stenographers and Clerks.....	5,000 00	5,000 00	.....	.....
To Replace Law Books.....	4,000 00	3,488 84	.....	511 16
	<b>\$ 26,500 00</b>	<b>\$ 25,988 84</b>	<b>\$ .....</b>	<b>\$ 511 16</b>
<b>Secretary of State's Office:</b>				
Expenses.....	\$ 21,000 00	\$ 21,000 00	\$ .....	\$ .....
<b>Commissioner of Agriculture's Office:</b>				
Salaries of Clerks and Stenographers..	\$ 10,178 36	\$ 9,875 00	\$ 178 36	\$ 125 00
Destruction of Diseased Animals.....	20,004 87	19,021 48	.04	983 35
Crop Pest.....	20,017 66	20,016 74	.....	.92
Special Agents.....	15,153 63	15,132 11	.....	21 52
Salary Chief Bureau of Markets.....	2,400 00	2,400 00	.....	.....
Trav. Exp. Chief Bureau of Markets..	1,083 13	1,051 87	.....	31 26
Trav. Exp. Commissioner.....	1,001 53	429 76	1 53	570 24
State Aid to Agr. Fairs.....	25,000 00	24,999 73	.....	.27
	<b>\$ 94,839 18</b>	<b>\$ 92,926 69</b>	<b>\$ 179 93</b>	<b>\$ 1,732 56</b>
<b>Labor Fund:</b>				
Salary of Janitor Capitol Bldg.....	\$ 1,800 00	\$ 1,800 00	\$ .....	\$ .....
Salaries of Engineers, Watchmen, Janitors, etc.....	27,479 61	24,461 16	479 61	2,538 84
	<b>\$ 29,279 61</b>	<b>\$ 26,261 16</b>	<b>\$ 479 61</b>	<b>\$ 2,538 84</b>
<b>Contingent Expenses:</b>				
Governor's Civil Contingent Fund....	\$ 21,583 95	\$ 13,073 11	\$ 1,417 72	\$ 7,093 12
Auditors Office.....	5,426 42	5,426 42	.....	.....
Treasurer's Office.....	4,500 00	4,321 32	.....	178 68
Attorney General's Office.....	3,008 02	2,646 38	.....	361 64
Commissioner Agriculture Office.....	5,690 03	5,310 98	377 51	1 54
	<b>\$ 40,208 42</b>	<b>\$ 30,778 21</b>	<b>\$ 1,795 23</b>	<b>\$ 7,634 98</b>
<b>State Law Library:</b>				
Salary Librarian.....	\$ 3,000 00	\$ 3,000 00	\$ .....	\$ .....
Contingent Exp. and Clerk Hire.....	2,400 00	2,360 42	.....	39 58
Purchase and Binding Books.....	2,500 00	2,499 18	.....	.82
	<b>\$ 7,900 00</b>	<b>\$ 7,859 60</b>	<b>\$ .....</b>	<b>\$ 40 40</b>
<b>Capitol Building and Grounds:</b>				
Current Expense.....	\$ 27,009 25	\$ 17,844 83	\$ 1,144 93	\$ 8,019 49
Repairs and Improvements.....	16,000 00	16,000 00	.....	.....
Capitol and Office Building.....	750,000 00	47,938 67	.....	702,061 33
Temporary Capitol and Equipment...	24,719 97	24,719 97	.....	.....
Wrecking Old Capitol Building.....	19,032 15	15 50	.....	19,016 65
Repairs and Imp. Capitol Annex.....	3,272 24	3,272 24	.....	.....
	<b>\$ 840,033 61</b>	<b>\$ 109,791 21</b>	<b>\$ 1,144 93</b>	<b>\$ 729,097 47</b>
<b>Governor's Mansion:</b>				
Current Expense.....	\$ 10,000 00	\$ 2,591 87	\$ .....	\$ 7,408 13
Repairs and Improvements.....	5,843 45	732 27	725 75	4,385 43
Purchase Ground and Construction New Mansion.....	82,500 00	66,469 20	.....	16,030 80
Furniture, etc.....	366 22	.....	366 22	.....
	<b>\$ 98,709 67</b>	<b>\$ 69,793 34</b>	<b>\$ 1,091 97</b>	<b>\$ 27,824 36</b>
<b>World War—Soldiers, Sailors, Marines:</b>				
Relief, etc.....	\$ 50,000 00	\$ 41,425 31	\$ .....	\$ 8,574 69



APPROPRIATIONS	Total Appropriations Available	Disbursed During the Year	Expired During the Year	Balance at End of Year
<b>Adjutant General's Office:</b>				
Salary Adjutant General.....	\$ 3,600.00	\$ 3,600.00	\$ .....	\$ .....
Militia.....	30,000.00	19,429.01	.....	10,570.99
File Cabinets.....	1,000.00	987.50	12.50	.....
	<u>\$ 34,600.00</u>	<u>\$ 24,016.51</u>	<u>\$ 12.50</u>	<u>\$ 10,570.99</u>
<b>Department of Public Safety:</b>				
Current General Expense.....	\$ 489,796.38	\$ 437,713.08	\$ 4,053.90	\$ 48,029.40
Treatment of Laborers.....	50,000.00	34,534.00	.....	15,466.00
Care of Drug Addicts.....	5,000.00	1,739.33	.....	3,260.67
	<u>\$ 544,796.38</u>	<u>\$ 473,986.41</u>	<u>\$ 4,053.90</u>	<u>\$ 66,756.07</u>
<b>Printing, Binding and Stationery:</b>				
Public Printing, Binding and Stationery and Legislative Printing, etc	\$ 108,068.50	\$ 62,600.49	\$ .....	\$ 46,068.01
Legislative Hand Book.....	8,000.00	8,000.00	.....	.....
Replacement of Stock.....	75,000.00	75,000.00	.....	.....
	<u>\$ 191,068.50</u>	<u>\$ 145,600.49</u>	<u>\$ .....</u>	<u>\$ 46,068.01</u>
<b>Senate:</b>				
Salaries of Members.....	\$ 15,000.00	\$ 14,750.00	\$ .....	\$ 250.00
Current and Contingent Expenses.....	872.41	872.41	.....	.....
Mileage.....	45.40	.....	45.40	.....
	<u>\$ 15,917.81</u>	<u>\$ 15,622.41</u>	<u>\$ 45.40</u>	<u>\$ 250.00</u>
<b>House of Delegates:</b>				
Salaries of Members.....	\$ 47,096.00	\$ 45,500.00	\$ 96.00	\$ 1,500.00
Current and Contingent Expenses.....	5,837.59	61.20	5,776.39	.....
Mileage.....	533.20	.....	533.20	.....
Per Diem Officers and Attaches.....	1,356.00	688.00	668.00	.....
	<u>\$ 54,822.79</u>	<u>\$ 46,249.20</u>	<u>\$ 7,073.59</u>	<u>\$ 1,500.00</u>
<b>Public Service Commission:</b>				
Salaries of Members.....	\$ 18,000.00	\$ 18,000.00	\$ .....	\$ .....
<b>Compensation Commission:</b>				
Salary of Commissioner.....	\$ 6,000.00	\$ 6,000.00	\$ .....	\$ .....
<b>Tax Commissioner:</b>				
Salary of Commissioner.....	\$ 6,000.00	\$ 6,000.00	\$ .....	\$ .....
Salary Chief Accountant.....	6,000.00	6,000.00	.....	.....
Expenses.....	39,189.80	33,041.34	150.94	5,977.32
Expenses Uniform System of Acctg.....	8,642.04	7,581.05	1,055.06	5.93
Expenses Auditing State Departments.....	11,077.50	10,300.00	77.50	700.00
Expenses S. B. 265.....	63,000.00	56,720.81	.....	6,279.19
Expenses S. B. 225.....	25,000.00	23,172.44	.....	1,827.56
Expenses Excise Tax Coll.....	5.22	.....	5.22	.....
	<u>\$ 158,804.36</u>	<u>\$ 142,815.64</u>	<u>\$ 1,288.72</u>	<u>\$ 14,790.00</u>
<b>Commissioner of Prohibition:</b>				
Salary Commissioner.....	\$ 3,750.00	\$ 3,750.00	\$ .....	\$ .....
Expenses.....	50,064.03	47,889.34	.....	2,174.69
	<u>\$ 53,814.03</u>	<u>\$ 51,639.34</u>	<u>\$ .....</u>	<u>\$ 2,174.69</u>
<b>Bureau of Labor:</b>				
Salary of Commissioner.....	\$ 3,600.00	\$ 3,600.00	\$ .....	\$ .....
Salary Four Factory Inspectors.....	7,200.00	7,200.00	.....	.....
Salary Chief Clerk.....	2,400.00	2,400.00	.....	.....
Salary Asst. Clerk and Stenographer.....	1,800.00	1,800.00	.....	.....
Salary Statistical Clerk.....	1,500.00	1,500.00	.....	.....
Salary Inspector Weights and Measures.....	3,600.00	3,400.00	.....	200.00
Traveling Expense Inspector Weights and Measures.....	3,024.03	2,713.16	24.03	286.84

APPROPRIATIONS	Total Appropriations Available	Disbursed During the Year	Expired During the Year	Balance at End of Year
Current Expense Inspector Weights and Measures .....	3,305.69	1,748.33	210.66	1,346.70
Trav. Exp. Com'r & Trav. Inspe .....	7,541.14	6,200.91	28.29	1,311.94
Current General Expense .....	2,793.71	1,245.32	131.22	1,417.17
	<b>\$ 36,764.57</b>	<b>\$ 31,807.72</b>	<b>\$ 394.20</b>	<b>\$ 4,562.65</b>
<b>Commissioner of Banking:</b>				
Salary of Commissioner .....	\$ 5,000.00	\$ 5,000.00	\$ .....	\$ .....
Salary of Four Assistants .....	14,059.45	13,416.68	59.45	583.32
Salary of Chief Clerk .....	2,400.00	1,800.00	.....	600.00
Salary of Stenographer .....	2,407.50	1,800.00	607.50	.....
Traveling Expenses .....	7,997.38	7,118.67	.....	878.69
Current General Expense .....	1,584.67	1,455.82	25.17	103.68
	<b>\$ 33,448.98</b>	<b>\$ 30,591.17</b>	<b>\$ 692.12</b>	<b>\$ 2,165.69</b>
<b>Department of Mines:</b>				
Salary Chief of Department .....	\$ 5,000.00	\$ 5,000.00	\$ .....	\$ .....
Salary Chief Clerk .....	3,000.00	3,000.00	.....	.....
Salary Statistical Clerk .....	1,800.00	1,800.00	.....	.....
Salary Three Stenographers .....	4,000.00	4,000.00	.....	.....
Salary Sand and Limestone Inspector .....	2,400.00	2,300.00	.....	100.00
Salary Twenty-two Inspectors .....	66,125.00	66,000.00	125.00	.....
Expense Twenty-two Inspectors .....	22,996.59	19,967.33	.....	3,029.26
Expense of Sand & Limestone Insp .....	1,396.09	1,121.90	75.89	198.30
Salary Director of Rescue Work .....	2,400.00	1,566.66	.....	833.34
Exp. Director and Rescue Station .....	8,434.76	8,313.83	.....	120.88
Current General Expense .....	2,476.69	2,261.59	1.23	213.87
	<b>\$ 120,029.13</b>	<b>\$ 115,331.36</b>	<b>\$ 202.12</b>	<b>\$ 4,495.65</b>
<b>Department Archives and History:</b>				
Salary State Historian and Archivist ..	\$ 2,700.00	\$ 2,700.00	\$ .....	\$ .....
Salary Curator of Museum .....	2,000.00	1,499.94	.....	500.06
Salary of Stenographer .....	1,541.86	1,500.00	41.86	.....
Salary of Librarian .....	2,300.00	1,800.00	500.00	.....
Salary of Cataloguer .....	1,970.00	1,312.50	470.00	187.50
Salary of Messenger and Janitor .....	1,200.00	1,200.00	.....	.....
Current General Expense .....	2,223.50	1,124.45	223.50	875.55
Purchase of Books, etc. ....	1,500.64	1,078.49	.64	421.51
Fireproof Safe Cabinet .....	700.00	.....	.....	700.00
	<b>\$ 16,136.00</b>	<b>\$ 12,215.38</b>	<b>\$ 1,236.00</b>	<b>\$ 2,684.62</b>
<b>Department of Health:</b>				
Salary of Commissioner .....	\$ 4,800.00	\$ 4,800.00	\$ .....	\$ .....
Current General Expense .....	60,000.00	59,754.01	.....	245.99
Bureau of Venereal Diseases .....	10,000.00	10,000.00	.....	.....
Office Rent .....	5.00	5.00	.....	.....
	<b>\$ 74,805.00</b>	<b>\$ 74,559.01</b>	<b>\$ .....</b>	<b>\$ 245.99</b>
<b>Emergency Appropriation:</b>				
To meet Emergencies .....	\$ 50,000.00	\$ 49,997.98	\$ .....	\$ 2.02
<b>State Sinking Fund Commission:</b>				
Exp. including Comp. Asst. ....	\$ 8,000.00	\$ 7,954.67	\$ .....	\$ 45.33
<b>Re-Codification Commission:</b>				
Salary of Commission .....	\$ 18,000.00	\$ 9,000.00	\$ .....	\$ 9,000.00
Exp. including Comp. Asst. ....	15,000.00	3,525.36	.....	11,474.64
	<b>\$ 33,000.00</b>	<b>\$ 12,525.36</b>	<b>\$ .....</b>	<b>\$ 20,474.64</b>
<b>Child Welfare Commission:</b>				
Salary and Expense Secretary .....	\$ 4,750.00	\$ 2,887.91	\$ .....	\$ 1,862.09
<b>Bureau of Colored Welfare:</b>				
Salary of Director .....	\$ 3,600.00	\$ 3,600.00	\$ .....	\$ .....
Traveling and Other Expense .....	2,500.00	2,491.67	.....	8.33
	<b>\$ 6,100.00</b>	<b>\$ 6,091.67</b>	<b>\$ .....</b>	<b>\$ 8.33</b>

APPROPRIATIONS	Total Appropriations Available	Disbursed During the Year	Expired During the Year	Balance at End of Year
<b>General School Fund:</b>				
To Supplement General School Fund..	\$ 1,000,000.00	\$ 300,000.00	\$ .....	\$ 700,000.00
<b>Criminal Charges.....</b>	\$ 85,000.73	\$ 85,000.00	\$ .73	\$ .....
<b>Lunatics in Jail.....</b>	\$ 2,000.00	\$ .....	\$ 2,000.00	\$ .....
<b>Special Counsel:</b>				
Oil & Gas Litigation.....	\$ 32,376.69	\$ 15,718.31	\$ .....	\$ 16,658.38
Ohio & Penn. vs. State of W. Va.....	26,616.96	7,975.56	.....	18,641.40
	\$ 58,993.65	\$ 23,693.87	\$ .....	\$ 35,299.78
<b>Miscellaneous:</b>				
Widow of Chas. Walker.....	\$ 1,200.00	\$ 600.00	\$ .....	\$ 600.00
Appr. House of Delegates.....	822.85	.....	822.85	.....
	\$ 2,022.85	\$ 600.00	\$ 822.85	\$ 600.00
<b>Private Hospitals:</b>				
Ohio Valley Hospital, Wheeling.....	\$ 2,741.50	\$ 2,323.00	\$ 418.50	\$ .....
King's Daughters, Martinsburg.....	199.00	199.00	.....	.....
City Hospital, Martinsburg.....	206.00	206.00	.....	.....
City Hospital, Parkersburg.....	14.00	14.00	.....	.....
Glendale, Mcundsville.....	2,481.38	580.00	1,901.38	.....
St. Francis, Charleston.....	2,168.00	386.00	1,782.00	.....
Huntington General Hospital.....	1,500.00	.....	1,500.00	.....
Mt. Hope, Huntington.....	2,500.00	190.00	2,310.00	.....
Guthrie, Huntington.....	1,000.00	.....	1,000.00	.....
Kessler-Hatfield, Huntington.....	354.00	354.00	.....	.....
Mason, Clarksburg.....	2,500.00	.....	2,500.00	.....
St. Mary's, Clarksburg.....	276.00	276.00	.....	.....
Grafton City, Grafton.....	881.00	.....	881.00	.....
Roane County, Spencer.....	888.00	100.00	788.00	.....
City, Elkins.....	36.00	36.00	.....	.....
Lomax, Bluefield.....	24.00	24.00	.....	.....
View Point, Elm Grove.....	5,000.00	.....	5,000.00	.....
Hinton, Hinton.....	2,444.00	.....	2,444.00	.....
	\$ 25,212.88	\$ 4,688.00	\$ 20,524.88	\$ .....
<b>State Board of Control:</b>				
Salaries of Members.....	\$ 15,000.00	\$ 15,000.00	\$ .....	\$ .....
Salary Secretary, Buyer and Assts.....	25,000.00	23,382.99	.....	1,617.01
Salary of Stenographers.....	13,500.00	11,465.88	.....	2,034.12
Traveling Expenses.....	2,500.00	2,053.84	.....	446.16
Current and Contingent Expenses.....	5,000.00	5,000.00	.....	.....
	\$ 61,000.00	\$ 56,902.71	\$ .....	\$ 4,097.29
<b>W. Va. University:</b>				
Current General Expense.....	\$ 150,000.00	\$ 147,390.15	\$ .....	\$ 2,609.85
Repairs and Improvements.....	50,000.00	50,000.00	.....	.....
Agr. Hort. & Home Ext. Work.....	80,000.00	76,526.72	.....	3,473.28
Athletic Expense.....	10,000.00	9,759.69	.....	240.31
Mining & Industrial Extension.....	15,002.33	15,002.33	.....	.....
Salaries Teachers, Officers and Emp.....	419,758.25	397,294.86	.....	22,463.39
Buildings & Land (Law Bldg.).....	172,958.28	140,158.82	.....	32,799.66
Buildings & Land (Chemistry).....	200,000.00	6,070.61	.....	193,929.39
Buildings & Land (Phys. Ed. Bldg.)..	150,000.00	55,497.71	.....	94,502.29
	\$ 1,247,718.86	\$ 897,700.69	\$ .....	\$ 350,018.17
<b>W. Va. Agr. Experiment Station:</b>				
Current General Expense.....	\$ 25,105.16	\$ 24,832.39	\$ 105.16	\$ 167.61
Repairs and Improvements.....	15,000.00	14,949.05	.....	50.95
Salaries of Officers, Teachers, Staff and Laborers.....	52,214.91	47,939.94	.....	4,274.97
Buildings and Land.....	30,000.00	30,000.00	.....	.....
4-H Camp.....	10,000.00	10,000.00	.....	.....
Reynann Farm.....	10,226.25	10,126.25	.....	100.00
	\$ 142,546.32	\$ 137,847.63	\$ 105.16	\$ 4,593.53

APPROPRIATIONS	Total Appropriations Available	Disbursed During the Year	Expired During the Year	Balance at End of Year
<b>New River State School:</b>				
Current General Expense.....	\$ 5,214 62	\$ 5,137 46	\$ .....	\$ 77 16
Repairs and Improvements.....	12,500 00	12,500 00	.....	.....
Salaries Officers, Teachers and Emp..	25,000 00	22,475 38	.....	2,524 62
Buildings and Land.....	2,000 00	1,944 62	.....	55 38
Vocational Education.....	710 00	710 00	.....	.....
	<b>\$ 45,424 62</b>	<b>\$ 42,787 46</b>	<b>\$ .....</b>	<b>\$ 2,657 16</b>
<b>Potomac State School:</b>				
Current General Expense.....	\$ 15,084 28	\$ 15,084 28	\$ .....	\$ .....
Repairs and Improvements.....	10,000 00	9,883 47	.....	116 53
Salaries of Officers, Teachers and Emp	31,904 96	31,904 96	.....	.....
Farm Equipment.....	2,500 00	2,500 00	.....	.....
Buildings and Land.....	40,220 33	5,973 75	.....	34,246 58
	<b>\$ 99,709 57</b>	<b>\$ 65,346 46</b>	<b>\$ .....</b>	<b>\$ 34,363 11</b>
<b>Concord Normal School:</b>				
Current General Expense.....	\$ 12,500 00	\$ 12,358 93	\$ .....	\$ 141 07
Repairs and Improvements.....	12,500 00	12,500 00	.....	.....
Salaries of Teachers, Officers and Emp	44,000 00	43,563 32	.....	436 68
Buildings and Land, Dormitory.....	45,000 00	45,000 00	.....	.....
Buildings and Land.....	85,247 94	76,571 01	.....	8,676 93
	<b>\$ 199,247 94</b>	<b>\$ 189,993 26</b>	<b>\$ .....</b>	<b>\$ 9,254 68</b>
<b>Fairmont Normal School:</b>				
Current General Expense.....	\$ 15,455 73	\$ 10,867 38	\$ 117 86	\$ 4,470 49
Repairs and Improvements.....	15,785 98	13,119 50	.....	2,666 48
Salaries of Officers, Teachers and Emp	64,883 42	54,996 28	.....	9,887 14
Buildings and Land.....	125,001 08	125,001 08	.....	.....
	<b>\$ 221,126 21</b>	<b>\$ 203,984 24</b>	<b>\$ 117 86</b>	<b>\$ 17,024 11</b>
<b>Glenville Normal School:</b>				
Current General Expense.....	\$ 10,000 00	\$ 7,321 21	\$ .....	\$ 2,678 79
Repairs and Improvements.....	8,785 17	4,042 44	.....	4,742 73
Salaries of Officers, Teachers and Emp	42,460 43	35,510 66	.....	6,949 77
Buildings and Land.....	30,037 96	769 00	37 96	29,231 00
Farm Equipment, Machinery and Live Stock.....	1,500 00	669 76	.....	830 24
Phys. Ed. Bldg and Other Grounds...	7,500 00	.....	.....	7,500 00
	<b>\$ 100,283 56</b>	<b>\$ 48,313 07</b>	<b>\$ 37 96</b>	<b>\$ 51,932 53</b>
<b>Marshall College:</b>				
Current General Expense.....	\$ 26,888 10	\$ 26,843 24	\$ 4 20	\$ 40 66
Repairs and Improvements.....	26,001 49	25,999 93	1 56	.....
Salaries of Officers, Teachers and Emp	135,338 64	114,714 90	1,968 48	18,655 26
Library Books and Equipment.....	5,000 00	4,461 95	.....	538 05
Buildings and Land.....	75,000 00	2,184 11	.....	72,815 89
Buildings and Land (to complete Phys. Education Building).....	35,000 00	35,000 00	.....	.....
Vocational Education.....	508 00	501 66	6 34	.....
	<b>\$ 303,736 23</b>	<b>\$ 209,705 79</b>	<b>\$ 1,980 58</b>	<b>\$ 92,049 86</b>
<b>Shepherd College:</b>				
Current General Expense.....	\$ 8,111 15	\$ 8,053 34	\$ .....	\$ 57 81
Repairs and Improvements.....	2,500 00	2,436 33	.....	63 67
Salaries of Officers, Teachers and Emp	37,878 22	36,680 14	376 58	821 50
Buildings and Land.....	12,500 00	12,500 00	.....	.....
	<b>\$ 60,989 37</b>	<b>\$ 59,669 81</b>	<b>\$ 376 58</b>	<b>\$ 942 98</b>
<b>West Liberty Normal School:</b>				
Current General Expense.....	\$ 10,000 00	\$ 10,000 00	\$ .....	\$ .....
Repairs and Improvements.....	15,000 00	15,000 00	.....	.....
Salaries of Officers, Teachers and Emp	27,109 70	23,991 98	.....	3,117 72
Buildings and Land.....	15,000 00	15,000 00	.....	.....
	<b>\$ 67,109 70</b>	<b>\$ 63,991 98</b>	<b>\$ .....</b>	<b>\$ 3,117 72</b>

APPROPRIATIONS	Total Appropriations Available	Disbursed During the Year	Expired During the Year	Balance at End of Year
<b>W. Va. Collegiate Institute:</b>				
Current General Expense.....	\$ 29,948.49	\$ 28,182.55	\$ 1,385.46	\$ 380.48
Repairs and Improvements.....	25,003.91	24,145.85	3.91	854.15
Salaries of Officers, Teachers and Emp	66,121.62	60,030.65		6,090.97
Buildings and Land (Dawson Hall).....	61,282.46	60,908.00		372.46
Buildings and Land.....	50,000.00	5,639.79		44,360.21
	<u>\$ 232,356.48</u>	<u>\$ 178,978.84</u>	<u>\$ 1,389.37</u>	<u>\$ 51,988.27</u>
<b>Bluefield Colored Institute:</b>				
Current General Expense.....	\$ 6,052.43	\$ 5,902.19	\$ 42.43	\$ 107.81
Repairs and Improvements.....	6,008.28	5,397.96		610.32
Salaries of Officers, Teachers and Emp	30,373.51	27,220.04	625.11	2,528.36
Buildings and Land.....	8,000.00			8,000.00
	<u>\$ 50,434.22</u>	<u>\$ 38,520.19</u>	<u>\$ 667.54</u>	<u>\$ 11,246.49</u>
<b>W. Va. Colored Orphans' Home:</b>				
Current General Expense.....	\$ 12,700.32	\$ 4,852.33	\$ 7,175.21	\$ 672.78
Buildings and Land.....	12,500.00	6,783.19		5,716.81
	<u>\$ 25,200.32</u>	<u>\$ 11,635.52</u>	<u>\$ 7,175.21</u>	<u>\$ 6,389.59</u>
<b>Storer College:</b>				
Salaries of Officers, Teachers and Emp	\$ 3,225.00	\$ 2,875.00		\$ 350.00
<b>W. Va. School for Deaf and Blind:</b>				
Current General Expense.....	\$ 60,000.00	\$ 39,872.12		\$ 20,127.88
Repairs and Improvements.....	18,999.29	18,999.29		
Salaries of Officers, Teachers and Emp	57,440.66	48,875.49		8,565.17
Sewerage System.....	5,000.00			5,000.00
Buildings and Land.....	80,348.98	58,980.07		21,368.91
	<u>\$ 221,788.93</u>	<u>\$ 166,726.97</u>		<u>\$ 55,061.96</u>
<b>W. Va. School for Colored Deaf and Blind:</b>				
Current General Expense.....	\$ 8,003.69	\$ 4,131.09	\$ 3,872.60	\$
Buildings and Land.....	40,000.00	22,201.75	7,798.25	10,000.00
	<u>\$ 48,003.69</u>	<u>\$ 26,332.84</u>	<u>\$ 11,670.85</u>	<u>\$ 10,000.00</u>
<b>W. Va. Industrial School for Boys:</b>				
Current General Expense.....	\$ 92,000.00	\$ 89,239.78		\$ 2,760.22
Repairs and Improvements.....	15,030.98	15,000.00	30.98	
Buildings and Land—Central School Building.....	50,000.00	1,000.00		49,000.00
Buildings and Land.....	10,000.00	10,000.00		
	<u>\$ 167,030.98</u>	<u>\$ 115,239.78</u>	<u>\$ 30.98</u>	<u>\$ 51,760.22</u>
<b>W. Va. Industrial School for Colored Boys:</b>				
Buildings and Land.....	\$ 75,000.00	\$ 641.96		\$ 74,358.04
<b>W. Va. Industrial Home for Colored Girls:</b>				
Buildings and Land.....	\$ 25,000.00	\$ 200.00		\$ 24,800.00
<b>W. Va. Industrial Home for Girls:</b>				
Current General Expense.....	\$ 36,740.60	\$ 32,072.69		\$ 4,667.91
Repairs and Improvements.....	11,496.12	5,842.84		5,653.28
	<u>\$ 48,236.72</u>	<u>\$ 37,915.53</u>		<u>\$ 10,321.19</u>
<b>W. Va. Penitentiary:</b>				
Current General Expense.....	\$ 20,000.00	\$ 20,000.00		\$
<b>Weston State Hospital:</b>				
Current General Expense.....	\$ 210,000.00	\$ 191,708.53		\$ 18,291.47
Repairs and Improvements.....	33,486.64	33,486.64		
Building and Land.....	18,000.00	2,500.00	9,500.00	6,000.00
	<u>\$ 261,486.64</u>	<u>\$ 227,695.17</u>	<u>\$ 9,500.00</u>	<u>\$ 24,291.47</u>

APPROPRIATIONS	Total Appro- priations Available	Disbursed During the Year	Expired Durng the Year	Balance at End of Year
<b>Spencer State Hospital:</b>				
Current General Expense.....	\$ 137,174.06	\$ 113,004.52	\$ 4,209.54	\$ 19,960.00
Repairs and Improvements.....	13,602.45	12,830.91	281.99	489.55
Sewerage.....	25,000.00	84.46		24,915.54
	<u>\$ 175,776.51</u>	<u>\$ 125,919.89</u>	<u>\$ 4,491.53</u>	<u>\$ 45,365.09</u>
<b>Huntington State Hospital:</b>				
Current General Expense.....	\$ 125,000.00	\$ 125,000.00		
Repairs and Improvements.....	15,021.94	14,521.94		500.00
Buildings and Land.....	48,666.60	48,666.60		
	<u>\$ 188,688.54</u>	<u>\$ 188,188.54</u>		<u>\$ 500.00</u>
<b>State Colored Hospital for Insane:</b>				
Current General Expense.....	\$ 13,051.06	\$ 7,609.60	\$ 5,416.33	\$ 25.13
Buildings and Land.....	157,481.93	1,066.15	81,415.78	75,000.00
	<u>\$ 170,532.99</u>	<u>\$ 8,675.75</u>	<u>\$ 86,832.11</u>	<u>\$ 75,025.13</u>
<b>Welch Hospital No. 1:</b>				
Current General Expense.....	\$ 45,000.00	\$ 45,000.00		
Repairs and Improvements.....	16,018.51	13,489.14		2,529.37
	<u>\$ 61,018.51</u>	<u>\$ 58,489.14</u>		<u>\$ 2,529.37</u>
<b>McKendree Hospital No. 2:</b>				
Current General Expense.....	\$ 28,000.00	\$ 27,818.57		\$ 181.43
Repairs and Improvements.....	5,751.62	5,751.62		
	<u>\$ 33,751.62</u>	<u>\$ 33,570.19</u>		<u>\$ 181.43</u>
<b>Fairmont Hospital No. 3:</b>				
Current General Expenses.....	\$ 30,451.73	\$ 30,451.73		
Repairs and Improvements.....	5,000.00	4,637.72		362.28
	<u>\$ 35,451.73</u>	<u>\$ 35,089.45</u>		<u>\$ 362.28</u>
<b>W. Va. Children's Home:</b>				
Current General Expense.....	\$ 12,500.00	\$ 11,936.30		\$ 563.70
Repairs and Improvements.....	2,500.00	2,420.59		79.41
Buildings and Land.....	2,500.00	2,500.00		
	<u>\$ 17,500.00</u>	<u>\$ 16,856.89</u>		<u>\$ 643.11</u>
<b>State Board of Children's Guardians:</b>				
Salaries and Current General Expenses	\$ 38,496.23	\$ 34,767.48	\$ 530.19	\$ 3,198.56
<b>Tuberculosis Sanitarium:</b>				
Current General Expenses.....	\$ 100,000.00	\$ 100,000.00		
Repairs and Improvements.....	20,000.00	17,507.30		2,492.70
Buildings and Land.....	37,500.00	11,430.36		26,069.64
	<u>\$ 157,500.00</u>	<u>\$ 128,937.66</u>		<u>\$ 28,562.34</u>
<b>State Colored Tuberculosis Sanitarium:</b>				
Current General Expenses.....	\$ 20,895.96	\$ 18,988.87		\$ 1,907.09
Repairs and Improvements.....	5,887.57	5,887.57		
	<u>\$ 26,783.53</u>	<u>\$ 24,876.44</u>		<u>\$ 1,907.09</u>
<b>Geological Survey Commission:</b>				
Topographic Mapping.....	\$ 25,373.10	\$ 22,592.80	\$ 393.58	\$ 2,386.72
Publishing Reports and Maps.....	5,000.00	5,000.00		
Field Expenses.....	2,713.30	2,097.88	532.92	82.50
Soil Studies.....	711.69	609.63		102.06
Stream Gauging.....	667.41	316.56	54.85	296.00
Salaries.....	16,400.00	12,954.13		3,445.87
Tucker and Mineral Counties.....	4,997.55	4,997.55		
	<u>\$ 55,863.05</u>	<u>\$ 48,568.55</u>	<u>\$ 981.35</u>	<u>\$ 6,313.15</u>

APPROPRIATIONS	Total Appropriations Available	Disbursed During the Year	Expired During the Year	Balance at End of Year
<b>Florence Crittenden Home:</b>				
Care and Treatment of Wayward Girls	\$ 3,300.00	\$ 3,050.00	\$ .....	\$ 250.00
<b>Community Packing House:</b>				
Current General Expenses	\$ 6,027.20	\$ 6,027.20	\$ .....	\$ .....
Buildings and Land	15,000.00	15,000.00	.....	.....
	\$ 21,027.20	\$ 21,027.20	\$ .....	\$ .....
<b>Hill Crest Tuberculosis Sanitarium:</b>				
Current General Expenses	\$ 10,000.00	\$ 10,000.00	\$ .....	\$ .....
<b>State Board of Pharmacy:</b>				
Current General Expenses	\$ 3,531.58	\$ 3,245.44	\$ .....	\$ 286.14
<b>State Hotel Inspector:</b>				
Salary	\$ 1,500.00	\$ 1,375.00	\$ .....	\$ 125.00
Current General and Traveling Exp.	1,500.00	1,434.86	.....	65.14
	\$ 3,000.00	\$ 2,809.86	\$ .....	\$ 190.14
<b>Pt. Pleasant Battle Monument:</b>				
Maintenance	\$ 1,583.37	\$ 1,154.39	\$ .....	\$ 428.98
Completing Retaining Wall	3,534.63	3,534.63	.....	.....
Repairing Monument	2,000.00	1,872.42	.....	127.58
	\$ 7,118.00	\$ 6,561.44	\$ .....	\$ 556.56
<b>Rumseyan Society:</b>				
Maintenance	\$ 867.12	\$ 686.10	\$ 181.02	\$ .....
<b>Berkeley Springs Board:</b>				
Current and Traveling Expenses	\$ 553.27	\$ 500.00	\$ 53.27	\$ .....
<b>4th W. Va. Infantry Com.:</b>				
Current General Expenses	\$ 7,500.00	\$ 3,121.83	\$ .....	\$ 4,378.17
<b>Insurance on Public Buildings:</b>				
Premiums	\$ 50,000.00	\$ 50,000.00	\$ .....	\$ .....
<b>Game and Fish Warden:</b>				
Salary of Warden	\$ 300.00	\$ 300.00	\$ .....	\$ .....
Salary of Deputy	400.00	400.00	.....	.....
Mileage of Warden	125.00	31.00	94.00	.....
Current Expense of Warden	414.61	173.00	209.61	32.00
Mileage of Deputy	5.66	5.66	.....	.....
Current Expenses of Deputy	597.00	120.33	400.04	76.63
	\$ 1,842.27	\$ 1,029.99	\$ 703.65	\$ 108.63
<b>Totals Fixed Appropriations</b>	<b>\$ 9,029,726.58</b>	<b>\$ 6,087,958.89</b>	<b>\$ 74,708.28</b>	<b>\$ 2,767,059.41</b>
<b>Blank Appropriations:</b>				
Virginia Debt Settlement—Expenses	\$ 45.44	\$ 45.44	\$ .....	\$ .....
Publishing List Delinquent Corp.	248.00	248.00	.....	.....
	\$ 293.44	\$ 293.44	\$ .....	\$ .....
<b>Loan State Fund:</b>				
Payment of Notes	\$ 250,000.00	\$ 250,000.00	\$ .....	\$ .....
Interest on Loan	5,695.91	5,695.91	.....	.....
	\$ 255,695.91	\$ 255,695.91	\$ .....	\$ .....
<b>Disbursements in Error:</b>				
Refunded and Transfers	\$ 270,420.50	\$ 270,420.50	\$ .....	\$ .....
Refund of Erroneous Receipts and Transfers	448,405.08	448,405.08	.....	.....
<b>Grand Totals—State Fund</b>	<b>\$10,004,541.51</b>	<b>\$ 7,062,773.82</b>	<b>\$ 174,708.28</b>	<b>\$ 2,767,059.41</b>

Recapitulation

Balance Appropriations from Fiscal Year 1920.....	\$ 135,456.87	\$ .....
Balance Appropriations from Fiscal Year 1921.....	735,287.25	
Appropriation Fiscal Year 1922.....	8,158,982.46	9,029,726.58
<hr/>		
Blank Appropriations.....	\$ 293.44	
Loan to State Fund and Interest.....	255,695.91	
Disbursements in Error and Transfers.....	270,420.50	
Refund of Erroneous Receipts and Transfers.....	448,405.08	974,814.93
<hr/>		
Total.....		\$10,004,541.51
Disbursements during 1922.....	\$ 7,062,773.82	
Expired during 1922.....	174,708.28	7,237,482.10
<hr/>		
Balance unexpended Appropriations June 30, 1922.....		\$ 2,767,059.41

APPROPRIATIONS	Total Appropriations Available	Disbursed During the Year	Expired During the Year	Balance at End of Year
----------------	--------------------------------	---------------------------	-------------------------	------------------------

State Fund—Special Revenue

Chief Inspector Pub. Office.....	\$ 42,544.99	\$ 42,533.56	\$ .....	\$ 11.43
Clothing Deaf and Blind School.....	3,352.40	988.66		2,363.74
Fees Investment Companies.....	12,905.13	5,749.63		7,155.50
Fees State Board of Health.....	12,609.15			12,609.15
Rockefeller Foundation.....	8,967.59	7,438.90		1,528.69
Shepherd-Towner Fund.....	1,038.33	387.96		650.37
Bureau of Venereal Diseases.....	4,793.29	878.23		3,915.06
Fire Marshal Tax.....	85,311.34	39,963.64		45,347.70
Fertilizer Tax.....	13,476.27	13,475.18		1.09
Sire Registration.....	295.00	215.00		80.00
Stock Food.....	34,028.51	33,894.20		134.31
Nursery Inspection.....	1,970.65	1,684.72		285.93
Hunters License.....	111,790.41	50,197.71		61,592.70
Huntington Hospital Inmates.....	49,695.66	2,931.73		46,763.93
Militia Fines and Collections.....	835.31	111.46		723.85
Special License Tax—P. S. Corp.....	115,444.40	78,047.74		37,396.66
War Fund.....	889.08	889.08		
State Board of Architects.....	1,526.48	1,102.85		423.63
State Board of Engineers.....	2,246.71	1,780.52		466.19
Expense Oil & Gas Litigation.....	234.93			234.93
State Board of Control Funds.....	1,704,055.39	1,178,679.79		525,375.60
<hr/>				
	\$ 2,208,011.02	\$ 1,460,950.56	\$ .....	\$ 747,060.46

Recapitulation

Balance June 30, 1921.....	\$ 393,965.69
Receipts during 1922.....	1,814,045.33
<hr/>	
Total.....	\$ 2,208,011.02
Disbursements during 1922.....	1,460,950.56
<hr/>	
Balance June 30, 1922.....	\$ 747,060.46

State Fund—County District and Municipal Revenue

Redemption of Land Taxes Refunded.....	\$ 223,004.42	\$ 95,444.61	\$ .....	\$ 127,559.81
Public Service Corporation Taxes Refunded.....	6,933,530.59	6,933,134.19		396.40
State Interest and Sinking Fund.....	4,564,049.35	4,517,257.71		46,791.64
<hr/>				
Totals.....	\$11,720,584.36	\$11,545,836.51	\$ .....	\$ 174,747.85

Recapitulation

Balance June 30, 1921.....	\$ 118,471.93
Receipts during 1922.....	11,602,112.43
<hr/>	
Total.....	\$11,720,584.36
Disbursed during 1922.....	11,545,836.51
<hr/>	
Balance June 30, 1922.....	\$ 174,747.85

General School Fund

Salary State Superintendent of Schools..	\$ 5,000.00	\$ 5,000.00	\$ .....	\$ .....
Salary Asst. Superintendent of Schools..	3,300.00	3,300.00		
Salary Supervisor Colored Schools.....	2,700.00	2,700.00		



APPROPRIATIONS	Total Appropriations Available	Disbursed During the Year	Expired During the Year	Balance at End of Year
Salary Stenographers and Clerks.....	18,150 00	18,000 00	150 00	
Inspection and Supervision High Schools.....	3,000 00	2,800 00		200 00
Inspection and Supervision Rural Schools.....	6,000 00	6,000 00		
Expenses Uniform Examination.....	12,000 00	11,650 11		349 89
Commencement Institute Instructors.....	15,176 55	15,176 55		
Printing, Binding and Stationery.....	25,000 00	24,846 76		153 25
Expenses State Superintendent.....	566 44	564 17		2 27
Current General Expenses.....	6,366 47	6,366 47		
Expenses Inspectors of Colored, Rural and High Schools.....	7,871 33	7,505 99	59 47	305 87
Salaries and Expenses Sanitary Inspectors.....	10,000 00	10,000 00		
Salaries County Superintendents.....	92,464 87	90,878 82	464 87	1,121 18
	<b>\$ 207,596.66</b>	<b>\$ 204,788.86</b>	<b>\$ 674.34</b>	<b>\$ 2,132.46</b>
<b>State Board of Education</b>				
Salaries of Members.....	\$ 8,750 00	\$ 7,250 00	\$ 1,500 00	\$ .....
Salaries Advisory Members.....	2,500 00	2,500 00		
Expenses of Members.....	3,905 40	3,360 32		545 08
Expenses Advisory Members.....	601 85	470 73		131 12
Salary and Expenses of Secretary.....	5,305 75	4,575 31	306 75	424 69
Salary Stenographer.....	1,800 00	1,800 00		
	<b>\$ 22,863 00</b>	<b>\$ 19,956 36</b>	<b>\$ 1,805 75</b>	<b>\$ 1,100 89</b>
State Aid to High Schools.....	\$ 214,800 00	\$ 154,400 00	\$ 38,900 00	\$ 21,600 00
Cost of Certifying Delinquent Taxes.....	\$ 10,000 00	\$ 10,000 00		
State Rehabilitation.....	19,000 00	13,675 50	2,187 97	3,136 53
Vocational Education.....	26,350 95	20,030 05	1,188 69	5,132 21
	<b>\$ 55,350 95</b>	<b>\$ 43,705 55</b>	<b>\$ 3,376 66</b>	<b>\$ 8,268 74</b>
Totals Fixed Appropriations.....	<b>\$ 500,609 61</b>	<b>\$ 422,850 77</b>	<b>\$ 44,656 75</b>	<b>\$ 33,102 09</b>
<b>Special Revenue</b>				
Federal Rehabilitation.....	\$ 13,708 58	\$ 12,051 92		\$ 1,656 66
<b>Apportionment General School Fund</b>				
<b>Distribution General School Fund:</b>				
Teachers.....	\$ 1,284,388 00	\$ 1,284,388 00		
Building.....	72,242 00	72,242 00		
Standardized Schools.....	8,540 00	8,540 00		
	<b>\$ 1,365,170 00</b>	<b>\$ 1,365,170 00</b>		
<b>Blank Appropriations</b>				
Accrued Interest on Bonds.....	\$ 3,234 23	\$ 3,234 23		
Publishing Sale of Delinquent Taxes.....	3,474 78	3,474 78		
	<b>\$ 6,709 01</b>	<b>\$ 6,709 01</b>		
Erroneous Receipts Refunded.....	\$ 5,578 03	\$ 5,578 03		
Disbursements in Error.....	52,880 24	52,880 24		
Grand Totals General School Fund	<b>\$ 1,944,665 47</b>	<b>\$ 1,865,239 97</b>	<b>\$ 44,656 75</b>	<b>\$ 34,758 75</b>
<b>Recapitulation</b>				
Balance Appropriations from Fiscal Year 1921.....			\$ 49,559 61	
Appropriations Fiscal Year 1922.....			450,900 00	\$ 500,459 61
Blank Appropriations.....			\$ 6,709 01	
Apportionment General School Fund.....			1,365,170 00	
Special Revenue, Federal Rehabilitation.....			13,708 58	
Erroneous Receipts Refunded.....			5,578 03	
Disbursements in Error Refunded.....			52,880 24	1,444,045 86
Total.....				\$ 1,944,505 47
Disbursements during 1922.....			\$ 1,865,089 97	
Expired during 1922.....			44,656 75	1,909,746 72
Balance June 30, 1922.....				\$ 31,758 75

<b>The School Fund</b>			
Purchase of Bonds (Investments).....	\$ 171,700.00	\$ 171,700.00	\$ .....

<b>Recapitulation</b>			
Balance June 30, 1921.....			\$ 5,700.00
Receipts during the year 1922.....			166,000.00
<b>Total</b> .....			<b>\$ 171,700.00</b>
Disbursements during the year 1922.....			171,700.00
<b>Balance June 30, 1922—uninvested</b> .....			<b>\$ .....</b>

<b>State Road Fund</b>				
Salaries of Commissioners.....	\$ 23,225.53	\$ 19,895.83	\$ 725.53	\$ 2,604.17
Salaries of Engineers and Assistants.....	152,830.29	101,746.51	20.29	51,053.49
Bridge Designs.....	84,000.00	37,205.01		26,794.99
Traveling Expenses.....	20,858.45	15,884.89	6.90	4,966.66
Inspection of War Material.....	5,000.00	4,886.40		113.60
Office Rent.....	15,017.52	13,026.31	17.52	1,973.69
Furniture and Equipment.....	50,000.00	33,370.93		16,629.07
Expenses House Bill No. 39, Acts 1919.....	21,700.00	11,078.35		10,621.65
Statistics.....	501.60	501.60		
Current General Expenses.....	19,892.14	17,799.91	2,092.23	
	<b>\$ 373,015.53</b>	<b>\$ 255,405.74</b>	<b>\$ 2,862.47</b>	<b>\$ 114,747.32</b>

<b>Auto Bureau:</b>				
Purchase and Distribution of Tags.....	\$ 41,000.00	\$ 39,520.54	\$ .....	\$ 1,479.46
Salaries Clerks and Stenographers.....	31,866.95	31,403.24	366.95	96.76
Current General Expenses.....	19,500.00	16,185.79		3,314.21
	<b>\$ 92,366.95</b>	<b>\$ 87,109.57</b>	<b>\$ 366.95</b>	<b>\$ 4,890.43</b>

<b>Totals Fixed Appropriations</b> .....	<b>\$ 465,382.48</b>	<b>\$ 342,515.31</b>	<b>\$ 3,229.42</b>	<b>\$ 119,637.75</b>
--	----------------------	----------------------	--------------------	----------------------

<b>Distribution State Road Fund</b> .....	<b>\$ 1,757,637.48</b>	<b>\$ 1,180,179.92</b>	<b>\$ .....</b>	<b>\$ 597,457.56</b>
---	------------------------	------------------------	-----------------	----------------------

Distribution of Bond Fund.....	\$12,000,000.00	\$ 1,157,950.54	\$ .....	\$10,842,049.46
Distribution of Reserve Bond Fund.....	3,000,000.00			3,000,000.00
<b>Totals</b> .....	<b>\$15,000,000.00</b>	<b>\$ 1,157,950.54</b>	<b>\$ .....</b>	<b>\$13,842,049.46</b>

Special Revenue Tax.....	\$ 206,382.10	\$ 195,528.08	\$ .....	\$ 10,854.02
Federal Aid.....	16,682.85			16,682.85
	<b>\$ 223,064.95</b>	<b>\$ 195,528.08</b>	<b>\$ .....</b>	<b>\$ 27,536.87</b>

<b>Blank Appropriations:</b>				
Construction, Re-construction, etc.....	\$ 428,453.77	\$ 428,453.77	\$ .....	\$ .....
Disbursements in error of Construction, Re-construction, etc., refunded.....	94,569.42	94,569.42		
Refund of Erroneous Receipts.....	25,092.98	25,092.98		
Disbursements in error refunded.....	8,938.50	8,938.50		
Disbursements in error from Bond Fund refunded.....	37,065.45	37,065.45		
Transferred to Sinking Fund.....	1,450,000.00	1,450,000.00		
	<b>\$ 2,044,120.12</b>	<b>\$ 2,044,120.12</b>	<b>\$ .....</b>	<b>\$ .....</b>

<b>Grand Totals—State Road Fund</b> ...	<b>\$19,490,205.03</b>	<b>\$ 4,900,293.97</b>	<b>\$ 3,229.42</b>	<b>\$14,586,681.64</b>
---	------------------------	------------------------	--------------------	------------------------

<b>Recapitulation</b>			
Balance from Fiscal Year 1920.....			\$ 285,797.48
Balance from Fiscal Year 1921.....			1,505,377.73
Appropriations Fiscal Year 1922.....			457,500.00
<b>Sale of Bonds</b> .....			<b>\$15,000,000.00</b>

<b>Special Revenue:</b>			
Special Privilege Tax Receipts January 1 to June 30, 1921.....	\$ 160,076.88		
Special Privilege Tax Receipts July 1 to December 31, 1921.....	40,649.97		
Federal Aid.....			16,682.85
Blank Appropriations and Transfer.....		2,044,120.12	17,261,529.82
<b>Total</b> .....			<b>\$19,490,205.03</b>
Disbursed during 1922.....	\$ 4,900,293.97		
Expired during 1922.....		3,229.42	4,903,523.39
<b>Balance June 30, 1922</b> .....			<b>\$14,586,681.64</b>

## State Road Sinking Fund

Transfer to State Interest and Sinking Fund for Investment.....	\$ 700,000.00	\$ 700,000.00	\$ .....	\$ .....
Interest on Bonds.....	899,504.68	749,500.00	.....	150,004.68
Totals for Year.....	\$ 1,599,504.68	\$ 1,449,500.00	\$ .....	\$ 150,004.68

## Recapitulation

Balance June 30, 1921.....	\$ .....
Receipts during 1922.....	1,599,504.68
Total.....	\$ 1,599,504.68
Disbursed during the year.....	1,449,500.00
Balance June 30, 1922.....	\$ 150,004.68

## Virginia Debt Bond Sinking Fund

Redemption of Bonds.....	\$ 846,176.48	\$ 287,246.44	\$ .....	\$ 558,930.04
Interest on Bonds Redeemed.....	4,776.81	4,766.81	.....	.....
Interest on Outstanding Bonds.....	386,109.55	386,109.55	.....	.....
Expenses.....	18.00	18.00	.....	.....
Refund Erroneous Receipts.....	4,543.42	4,543.42	.....	.....
Totals for Year.....	\$ 1,241,614.26	\$ 682,684.22	\$ .....	\$ 558,930.04

## Recapitulation

Balance June 30, 1921.....	\$ 5,500.36
Receipts during 1922.....	1,236,113.90
Total.....	\$ 1,241,614.26
Disbursed during 1922.....	682,684.22
Balance June 30, 1922.....	\$ 558,930.04

## Workmen's Compensation Fund

Awards and Benefits.....	\$ 2,024,882.05	\$ 1,950,134.11	\$ .....	\$ 74,747.94
Administration Expenses.....	137,043.84	137,043.84	.....	.....
Replacement.....	44,365.93	44,365.93	.....	.....
Audit.....	1,060.00	1,060.00	.....	.....
Accrued Interest on Bonds.....	114,539.49	114,539.49	.....	.....
Investments.....	5,691,100.00	5,691,100.00	.....	.....
Refund of Erroneous Receipts & Deposits.....	68,139.35	68,139.35	.....	.....
Totals for Year.....	\$ 8,081,130.66	\$ 8,006,382.72	\$ .....	\$ 74,747.94

## Recapitulation

Balance June 30, 1921.....	\$ 35,530.98
Receipts during 1922.....	8,045,599.68
Total.....	\$ 8,081,130.66
Disbursed during 1922.....	8,006,382.72
Balance June 30, 1922.....	\$ 74,747.94

## Grand Recapitulation of Disbursements

State Fund—General Revenue.....	\$ 7,062,773.82
State Fund—Special Revenue.....	1,460,950.56
State Fund—County, District and Municipality.....	11,545,836.51
General School Fund.....	1,865,089.97
The School Fund.....	171,700.00
State Road Fund.....	4,900,293.97
State Road Sinking Fund.....	1,449,500.00
Virginia Debt Bond Sinking Fund.....	682,684.22
Workmen's Compensation Fund.....	8,006,382.72
Grand Total Disbursements 1922.....	\$37,145,211.77

## STATEMENT LXVI

## RECEIPTS DISBURSEMENTS AND BALANCES OF STATE BOARD OF CONTROL FUNDS FOR THE FISCAL YEAR ENDED JUNE 30 1922

University	Total Appropriations Available	Disbursed During the Year	Balance at End of Year
Law Building.....	\$ 53,488.17	\$ 503.98	\$ 52,984.19
Morrill.....	46,916.76	43,807.59	3,109.17
Smith-Lever.....	130,329.86	119,923.52	10,406.34
Education Board.....	4,600.00	4,190.02	409.98
Student Fees.....	89,066.42	75,996.02	13,070.40
Music.....	19,535.89	19,297.26	238.63
Athletic.....	44,235.99	44,142.85	93.14
Book Store.....	38,500.00	36,006.40	2,493.60
Laboratory.....	3,266.41	2,611.81	654.60
Women's Hall.....	45,572.82	44,101.66	1,471.16
Farm.....	18,054.71	17,925.73	128.98
Medical.....	7,661.44	7,420.10	241.34
Endowment Interest.....	7,164.00	6,752.91	411.09
Extension Fees.....	33.39		33.39
War Training and Spl. War.....	1,294.63	1,115.04	179.59
Smith-Hughes.....	32,773.10	25,094.29	7,678.81
Floating Endowment.....	22,850.00	22,850.00	
Athenium.....	2,501.91	2,425.84	76.07
Debating Council.....	939.47	787.06	152.41
Miscellaneous.....	5,923.19	4,751.53	1,171.66
Repairs and Improvements.....	1,346.16	1,346.16	
Insurance.....	1,764.16	1,724.65	39.51
	\$ 577,818.48	\$ 482,774.42	\$ 95,044.06

## Experiment Station

State.....	\$ 31,168.04	\$ 27,166.62	\$ 4,001.42
Adams.....	16,364.03	13,178.51	2,185.52
Hatch.....	16,181.29	15,303.77	877.52
Farm Buildings, etc.....	5,153.21	3,759.22	1,393.99
	\$ 67,866.57	\$ 59,408.12	\$ 8,458.45

## New River State School

Boarding House.....	\$ 11,492.96	\$ 10,742.48	\$ 750.48
Enrollment and Tuition.....	5,764.53	4,821.83	942.70
Laboratory.....	98.00	52.30	45.70
Typewriting.....	88.10	28.50	59.60
Miscellaneous.....	169.62	169.62	
	\$ 17,613.21	\$ 15,814.73	\$ 1,798.48

## Potomac State School

Boarding House.....	\$ 12,106.54	\$ 11,859.07	\$ 247.47
Enrollment and Tuition.....	2,947.35	2,947.48	O. D. .13
Music.....	175.00	175.00	
Athletic.....	1,425.68	1,184.10	241.58
Board of Public Works.....	82.50	82.50	
Typewriting.....	170.10	170.10	
Farm.....	1,200.89	1,196.89	4.00
Smith-Hughes.....	416.64	414.85	1.79
Miscellaneous.....	84.87	84.87	
	\$ 18,609.57	\$ 18,114.86	\$ 494.71

	Total Appro- priations Available	Disbursed During the Year	Balance at End of Year
<b>Concord Normal School</b>			
Boarding House.....	\$ 11,159.06	\$ 11,133.58	\$ 25.48
Enrollment and Tuition.....	2,725.42	1,762.70	962.72
Athletic.....	1,715.81	1,553.90	161.91
Model School.....	2,284.44	2,284.44	.....
Music.....	492.00	.....	492.00
Laboratory.....	13.11	13.11	.....
Summer School.....	3,285.91	3,285.91	.....
Smith-Hughes.....	165.00	.....	165.00
Miscellaneous.....	598.91	395.90	203.31
Extension.....	790.00	117.50	672.50
	<u>\$ 23,229.66</u>	<u>\$ 20,546.74</u>	<u>\$ 2,682.92</u>

<b>Fairmont Normal School</b>			
Enrollment and Tuition.....	\$ 4,338.14	\$ 3,430.21	\$ 908.93
Athletic.....	2,056.97	2,056.81	.16
Laboratory.....	349.62	.....	349.62
Summer School.....	2,184.00	1,124.83	1,059.17
Extension Work.....	1,496.04	1,066.71	429.33
Miscellaneous.....	1,416.08	.....	1,416.08
Repairs.....	365.48	.....	365.48
	<u>\$ 12,206.31</u>	<u>\$ 7,687.56</u>	<u>\$ 4,518.75</u>

<b>Glenville Normal School</b>			
Boarding House.....	\$ 11,815.72	\$ 8,905.48	\$ 2,910.24
Enrollment and Tuition.....	9,921.89	3,008.82	6,913.07
Athletic.....	277.88	277.88	.....
Music.....	560.25	.....	560.25
Model School.....	278.74	.....	278.74
Summer School.....	660.00	.....	660.00
Repairs.....	1,628.24	.....	1,628.24
Miscellaneous.....	123.90	64.16	59.74
	<u>\$ 25,266.62</u>	<u>\$ 12,256.34</u>	<u>\$ 13,010.28</u>

<b>Marshall College</b>			
Boarding House.....	\$ 25,585.49	\$ 32,021.17	\$ 3,564.32
Enrollment and Tuition.....	10,345.05	8,353.18	1,991.87
Music.....	5,988.37	5,396.86	592.51
Athletic.....	5,172.30	5,163.05	9.25
Laboratory.....	400.98	400.98	.....
Farm.....	658.15	625.45	32.70
Model School.....	3,731.04	3,339.00	392.04
Summer School.....	3,420.00	3,420.00	.....
Dining Hall.....	4,957.01	4,957.01	.....
Miscellaneous.....	283.67	265.97	17.70
Library Fees.....	22.75	22.75	.....
Physical Education Building.....	14,669.50	14,669.50	.....
	<u>\$ 85,234.31</u>	<u>\$ 78,633.92</u>	<u>\$ 6,600.39</u>

<b>Shepherd College</b>			
Boarding House.....	\$ 9,634.88	\$ 8,778.75	\$ 1,056.13
Enrollment and Tuition.....	3,662.56	2,206.70	1,455.86
Athletic.....	20.00	.....	20.00
Music.....	733.25	731.25	2.00
Summer School.....	1,560.00	463.43	1,096.57
Typewriting.....	95	95	.....
Repairs.....	2,171.97	2,171.97	.....
Miscellaneous.....	923.14	456.54	466.60
Extension.....	396.25	396.25	.....
	<u>\$ 19,303.00</u>	<u>\$ 15,205.84</u>	<u>\$ 4,097.16</u>

	Total Appropriations Available	Disbursed During the Year	Balance at End of Year
<b>West Liberty Normal School</b>			
Boarding House.....	\$ 13,750.33	\$ 11,195.89	\$ 2,554.44
Enrollment Tuition.....	1,789.12	1,178.30	610.82
Music.....	128.00	44.86	83.14
Athletic.....	778.52	612.93	165.59
Summer School.....	1,273.41	1,273.41	.....
Miscellaneous.....	1,210.80	925.44	285.36
Extension.....	1,690.00	840.80	849.20
Building.....	7,776.90	7,776.90	.....
Repairs.....	2,000.00	1,275.00	725.00
	<b>\$ 30,397.08</b>	<b>\$ 25,123.53</b>	<b>\$ 5,273.55</b>

**West Virginia Collegiate Institute**

Boarding House.....	\$ 31,376.91	\$ 25,046.49	\$ 6,330.42
Enrollment and Tuition.....	852.75	750.53	102.22
Morrill.....	13,065.33	12,683.22	382.11
Music.....	525.23	433.38	91.85
Books.....	2,975.17	2,874.51	100.66
Medical.....	818.10	818.10	.....
Athletic.....	1,809.55	1,534.49	275.06
Breakage.....	44.75	.....	44.75
Summer School.....	1,824.88	300.00	1,524.88
Laundry.....	114.27	100.00	14.27
Uniforms.....	16.10	7.84	8.26
Smith-Hughes.....	411.33	150.00	261.33
Laboratory.....	148.10	134.82	13.28
Miscellaneous.....	3,278.96	3,020.68	258.28
	<b>\$ 57,261.43</b>	<b>\$ 47,854.06</b>	<b>\$ 9,407.37</b>

**Bluefield Colored Institute**

Boarding House.....	\$ 9,185.19	\$ 8,556.53	\$ 628.66
Enrollment and Tuition.....	1,324.99	851.17	473.82
Music.....	379.58	314.54	65.04
Athletic.....	4.24	2.50	1.74
Laboratory.....	1.00	.....	1.00
Miscellaneous.....	680.92	617.87	63.05
Smith-Hughes.....	467.50	263.33	204.17
	<b>\$ 12,043.42</b>	<b>\$ 10,605.94</b>	<b>\$ 1,437.48</b>

**Colored Orphans' Home**

Miscellaneous.....	\$ 31.05	\$.....	\$ 31.05
Insurance.....	64,526.45	.....	64,526.45
	<b>\$ 64,557.50</b>	<b>\$.....</b>	<b>\$ 64,557.50</b>

**School for Deaf and Blind**

Miscellaneous.....	\$ 7,605.32	\$ 6,207.83	\$ 1,397.49
Repairs.....	3,701.26	3,701.26	.....
	<b>\$ 11,306.58</b>	<b>\$ 9,909.09</b>	<b>\$ 1,397.49</b>

**Colored Deaf and Blind School**

Miscellaneous.....	\$ 2,700.00	\$.....	\$ 2,700.00
--------------------	-------------	---------	-------------

**Industrial School for Boys**

Evans-Rector.....	\$ 650.09	\$.....	\$ 650.09
Miscellaneous.....	314.39	291.39	23.00
Live Stock.....	47.50	.....	47.50
Printing.....	842.39	411.43	430.96
Building.....	299.35	299.35	.....
	<b>\$ 2,153.72</b>	<b>\$ 1,002.17</b>	<b>\$ 1,151.55</b>

## Industrial Home for Girls

	Total Appro- priations Available	Disbursed During the Year	Balance at End of the Year
Miscellaneous.....	\$ 359.21	\$ 8.05	\$ 351.16
Insurance.....	6,115.47	486.21	5,629.26
Inmates.....	1,989.32	.....	1,989.32
	<u>\$ 8,464.00</u>	<u>\$ 494.26</u>	<u>\$ 7,969.74</u>

## Colored Hospital for Insane

Miscellaneous.....	\$ 37.97	\$ 27.98	\$ 9.99
--------------------	----------	----------	---------

## Weston State Hospital

Pay Patients.....	\$ 8,997.37	\$ 1,307.96	\$ 7,689.41
Miscellaneous.....	12,607.13	10,697.65	1,909.48
Sewage Plant.....	170.84	170.84	.....
Repairs.....	12,135.15	12,135.15	.....
Inmates.....	8,413.24	2,150.18	6,263.06
	<u>\$ 42,223.73</u>	<u>\$ 26,461.78</u>	<u>\$ 15,761.95</u>

## Spencer State Hospital

Pay Patients.....	\$ 13,062.57	\$ .....	\$ 13,062.57
Miscellaneous.....	7,488.55	.....	7,488.55
Inmates.....	10,884.51	.....	10,884.51
	<u>\$ 31,435.63</u>	<u>\$ .....</u>	<u>\$ 31,435.63</u>

## Huntington State Hospital

Pay Patients.....	\$ 50,892.77	\$ 29,559.98	\$ 21,332.79
Miscellaneous.....	3,419.33	3,011.58	407.75
Repairs.....	2,121.75	2,121.75	.....
Building.....	796.75	773.19	23.56
	<u>\$ 57,230.60</u>	<u>\$ 35,466.50</u>	<u>\$ 21,764.10</u>

## Welch Hospital No. 1

Pay Patients.....	\$ 115,354.44	\$ 20,500.31	\$ 94,854.13
Miscellaneous.....	1,728.99	214.75	1,514.24
	<u>\$ 117,083.43</u>	<u>\$ 20,715.06</u>	<u>\$ 96,368.37</u>

## McKendree Hospital No. 2

Pay Patients.....	\$ 9,452.00	\$ 5,862.93	\$ 3,589.07
Miscellaneous.....	450.70	18.67	432.03
	<u>\$ 9,902.70</u>	<u>\$ 5,881.60</u>	<u>\$ 4,021.10</u>

## Fairmont Hospital No. 3

Pay Patients.....	\$ 9,566.46	\$ 9,476.14	\$ 90.32
Miscellaneous.....	12.72	12.00	.72
Inmates.....	77.42	.....	77.42
Contingent Fund.....	2,500.00	1,833.70	666.30
	<u>\$ 12,156.60</u>	<u>\$ 11,321.84</u>	<u>\$ 834.76</u>

## State Tuberculosis Sanitarium

Pay Patients.....	\$ 85,851.75	\$ 23,987.44	\$ 61,864.31
Miscellaneous.....	5,617.10	.....	5,617.10
	<u>\$ 91,468.85</u>	<u>\$ 23,987.44</u>	<u>\$ 67,481.41</u>

## State Colored Tuberculosis Sanitarium

	Total Appropriations Available	Disbursed During the Year	Balance at End of the Year
Pay Patients.....	\$ 5,176.64	\$ 1,260.50	\$ 3,916.14
Miscellaneous.....	3,155.96	337.00	2,818.96
Repairs.....	2,724.66	52.54	2,672.12
	<u>\$ 11,057.26</u>	<u>\$ 1,650.04</u>	<u>\$ 9,407.22</u>

## Geological Survey

Sales.....	\$ 7,637.24	\$ 5,230.32	\$ 2,406.92
Miscellaneous.....	9,670.16	9,573.33	96.83
	<u>\$ 17,307.40</u>	<u>\$ 14,803.65</u>	<u>\$ 2,503.75</u>

## Community Packing House

Miscellaneous.....	\$ 3,776.46	\$ 2,668.12	\$ 1,108.34
--------------------	-------------	-------------	-------------

## Board of Control

Miscellaneous.....	\$ 1,159.60	\$ 1,127.88	\$ 31.72
--------------------	-------------	-------------	----------

## Board of Optometry

Fees.....	\$ 1,614.07	\$ 589.89	\$ 1,024.18
-----------	-------------	-----------	-------------

## Dental Board

Fees.....	\$ 2,140.50	\$ 1,297.39	\$ 843.11
-----------	-------------	-------------	-----------

## Veterinary Board

Fees.....	\$ 1,418.84	\$ 260.32	\$ 1,158.52
-----------	-------------	-----------	-------------

## Board of Embalmers

Fees.....	\$ 779.84	\$ 656.16	\$ 123.68
-----------	-----------	-----------	-----------

## Board of Nurses

Fees.....	\$ 2,355.12	\$ 1,560.18	\$ 794.94
-----------	-------------	-------------	-----------

## Hotel Inspector

Fees.....	\$ 3,466.29	\$ 3,466.29	\$ .....
-----------	-------------	-------------	----------

## Pt. Pleasant Battle Monument

Miscellaneous.....	\$ 2,608.88	\$ 2,503.40	\$ 105.48
--------------------	-------------	-------------	-----------

## Berkeley Springs Board

Miscellaneous.....	\$ 600.00	\$ 247.41	\$ 352.59
--------------------	-----------	-----------	-----------

## Insurance on Public Buildings

Miscellaneous.....	\$ 10,052.62	\$ 10,030.68	\$ 21.94
--------------------	--------------	--------------	----------

## Rumsenyan Society

Fees.....	\$ 82.45	\$ 78.47	\$ 3.98
-----------	----------	----------	---------



## Vocational Board

	Total Appro- priations Available	Disbursed During the Year	Balance at End of the Year
Agriculture Teachers.....	\$ 35,522.85	\$ 13,227.23	\$ 22,295.62
Trades and Home Economics Teachers.....	13,519.33	7,098.94	6,420.39
Teachers of Vocational Subjects.....	17,785.23	11,524.13	6,261.10
	<u>\$ 66,827.41</u>	<u>\$ 31,850.30</u>	<u>\$ 34,977.11</u>

## Penitentiary

General Expense.....	\$ 218,956.06	\$ 214,314.21	\$ 4,641.85
Grand Totals.....	<u>\$ 1,741,773.77</u>	<u>\$ 1,216,398.17</u>	<u>\$ 525,375.60</u>

## Recapitulation

Balance June 30, 1921.....		\$ 236,180.92
Receipts during 1922.....		1,467,874.47
Overdrafts from 1921:		
General Educational Board, W. V. U.....	\$ 327.50	
Book Store, W. V. U.....	4,807.93	
Women's Hall, W. V. U.....	346.57	
Farm, W. V. U.....	4,506.44	
State Experiment Station.....	5,127.53	
Boarding House—Bluefield.....	59.11	
Penitentiary.....	22,543.30	37,718.38
Total.....		\$ 1,741,773.77
Disbursements during 1922.....		1,216,398.17
Balance June 30 1922.....		<u>\$ 525,375.60</u>

## STATEMENT LXVII

Expenditures for Clerk Hire Expenses of Insurance and Blue Sky Departments and Current General Expenses for the Fiscal Year 1922

## Salaries of Clerks, Bookkeepers, Stenographers and Assistants

L. O. Curtis.....	\$ 3,700.00
Bertha Bond.....	1,385.00
H. H. Ballard.....	4,600.00
W. H. Kelbaugh.....	1,950.00
Ada Diehl.....	1,985.00
H. F. Leggett.....	3,100.00
Pearl Rawson Strom.....	1,295.00
Dot Borstein.....	825.00
Louise Hetsel.....	312.50
Carolyn Algeo.....	151.70
Grace Wright.....	150.00
J. M. Miller.....	3,100.00
F. W. Pritt.....	2,560.00
C. H. Ellis.....	200.00
Jos. C. Smith.....	1,680.00
John H. Randolph.....	840.00
Helea Buxton.....	100.00
E. McVey.....	2,560.00
W. R. Kerns.....	400.00
Edna Hetsel.....	280.00
Anna Whitmore.....	500.00
Jeanette Humphreys.....	975.00
Freeman Carte.....	3,100.00
Paul H. Gomborn.....	1,950.00
Frances B. Zimmerman.....	894.18
Lillian Hubbard.....	456.68
Mayme D. Beers.....	500.00
Carolyn Walker.....	466.68
Anna Deener.....	125.00
Geo. E. Ours.....	700.00
Ralph Ours.....	100.00
L. B. Harris.....	700.00
E. H. Evans.....	450.00
L. J. Case.....	396.92
O. E. Dinmon.....	300.00

Mollie M. Leggett.....	250.00
Cal. F. Young.....	250.00
J. W. Sevy.....	150.00
Wm. A. Sites.....	100.00
E. H. Daniel.....	500.00
A. L. Davis.....	275.00
R. M. Parks.....	100.00
B. F. Hall.....	100.00
Janet Craig.....	100.00
C. E. Boone.....	50.00
Margaret Rea.....	83.32
I. B. Cavendish.....	50.00
Total.....	\$ 44,796.92

## Cost of Certifying Delinquent Taxes

W. F. Morrison, Jr.....	\$ 3,100.00
C. W. Kyle.....	1,900.00
Nina McNary.....	1,860.00
Chas. H. Ellis.....	1,400.00
Jeanette Humphreys.....	300.00
Paul Bond.....	187.50
W. R. Kerns.....	150.00
Grace Wright.....	100.00
L. J. Case.....	100.00
Carolyn Algeo.....	78.30
J. A. deGruyter, P. M., Postage.....	625.00
Cal. F. Young, Fixtures.....	200.00
Remington Typewriter Company.....	199.20
Total.....	\$ 10,000.00

## Expenses of Insurance Department, Salaries

W. E. White.....	\$ 2,800.00
O. E. Price.....	1,900.00
J. H. Randolph.....	1,800.00
Dot Borstein.....	450.00
Pearl Rawson Strom.....	250.00
Isaac Noel.....	1,540.00
Anna Denner.....	1,065.00
Howard Post.....	250.00
Janet Craig.....	100.00
Helen Buxton.....	100.00
Mahre Stark.....	100.00
W. R. Kerns.....	150.00
B. F. Hall.....	50.00
Dan Riordan.....	35.00

## Expenses of Insurance Department

1921		\$	52.02
July 11	Chas. M. Bond.....		38.08
	John C. Bond.....		197.25
Aug. 2	Chas. M. Bond.....		99.53
11	Cal. F. Young, Fixtures.....		320.47
29	Cal. F. Young, Fixtures.....		528.90
31	Cal. F. Young, Fixtures.....		17.27
Sept. 15	C. & P. Telephone Company.....		100.00
21	J. A. deGruyter, P. M.....		140.45
23	Howard Post, Traveling Expenses.....		65.09
29	Howard Post, Traveling Expenses.....		62.64
Oct. 5	John C. Bond, Traveling Expenses.....		51.59
7	John H. Randolph, Traveling Expenses.....		6.00
8	C. & P. Telephone Company.....		58.16
	W. E. White, Traveling Expenses.....		75.00
	National Convention Insurance Commissioners.....		100.00
	K. S. Phillips.....		150.00
Dec. 3	W. E. White.....		8.60
8	C. & P. Telephone Company.....		100.00
15	J. A. deGruyter, P. M.....		57.73
23	Howard Post, Traveling Expenses.....		
1922			16.00
Jan. 9	Cal. F. Young.....		8.90
	C. & P. Telephone Company.....		10.20
	Kanawha Tripure Water Company.....		27.89
	Western Union Telegraph Company.....		10.00
25	Abb Landis.....		1.75
	Cal. F. Young.....		3.20
	S. S. Moore Company.....		1.30
Feb. 7	Dictagraph Products Company.....		15.00
	Clark & Krebs.....		1.50
	Davis R. Marsland.....		10.00
	Wheeling News Bureau.....		

	Charleston Daily Mail.....	7 20
	C. & P. Telephone Company.....	12 30
24	J. A. deGruyter, P. M.....	200 00
27	West Virginia News.....	2 00
	Remington Typewriter Company.....	1 00
	Federal Publishing Company.....	75 00
Mar. 6	Wheeling News Bureau.....	10 00
	C. & P. Telephone Company.....	34 33
	Cal. F. Young.....	17 75
	Tripure Water Company.....	9 60
	Western Union Telegraph Company.....	20 19
	S. S. Moore Company.....	7 20
	J. A. deGruyter, P. M.....	200 00
Apr. 1	R. L. Polk & Co.....	10 00
5	C. & P. Telephone Company.....	22 85
	Wheeling News Bureau.....	10 00
	Kanawha Tripure Water Company.....	12 60
	Western Union Telegraph Company.....	20 42
	R. P. Andrews Paper Company.....	355 00
24	J. A. deGruyter, P. M.....	50 00
	W. E. White, Traveling Expenses.....	100 00
May 5	Wheeling News Bureau.....	10 00
	Kanawha Tripure Water Company.....	10 80
	Graphic Duplicator Company.....	4 69
	Western Union Telegraph Company.....	7 29
	C. & P. Telephone Company.....	23 70
8	Cal. F. Young.....	38 70
12	John C. Bond, Traveling Expenses.....	31 29
	S. S. Moore & Co.....	. 40
	Cal. F. Young.....	24 00
	Remington Typewriter Company.....	3 00
	Jno. W. Sparkes Company.....	1 00
23	Cal. F. Young.....	310 25
June 2	J. A. deGruyter, P. M.....	50 00
15	J. M. Miller, Traveling Expenses.....	25 12
16	Hartford Fire Insurance Company.....	6 37
23	J. A. deGruyter, P. M.....	300 00
	Cal. F. Young Company.....	10 35
	LaRoy Clemens.....	14 10
	Remington Typewriter Company.....	87 08
	Daily Telegraph Printing Company.....	6 50
	Charleston Gazette.....	7 80
	Fairmont West Virginian.....	6 00
	Charksburg Telegram.....	8 00
	Intelligencer Publishing Company.....	5 00
27	Cal. F. Young.....	15 58
	Wales Adding Machine Company.....	15 00
	<b>Total.....</b>	<b>\$ 14,923.98</b>

Refund

	W. E. White, Traveling Expenses.....	60 69
	<b>Total Net Disbursements 1922.....</b>	<b>\$ 14,863.29</b>

Current and Contingent Expenses

1921		
July 9	C. & P. Telephone Company.....	\$ 12.90
	Western Union Telegraph Company.....	19.80
	C. & P. Telephone Company.....	15.95
	Wheeling News Bureau.....	10.00
	Sistersville Review.....	9.00
	Montgomery News.....	4.00
	Cal. F. Young.....	15.00
13	Walnut Hill Lithia Water Company.....	6.20
14	C. & P. Telephone Company.....	15.50
19	John C. Bond, Traveling Expenses.....	34.75
21	Wales Adding Machine Company.....	2.50
	American Railway Express Company.....	125.00
	Western Union Telegraph Company.....	3.75
24	American Railway Express Company.....	1.21
29	Chesimasi Enquirer.....	15.00
	Cal. F. Young.....	25.30
	J. A. Scott.....	2.45
	Tripure Water Company.....	15.15
Aug. 5	Wales Adding Machine Company.....	1.25
	Tripure Water Company.....	16.80
	Wheeling News Bureau.....	10.00
	C. & P. Telephone Company.....	51.35
	Western Union Telegraph Company.....	15.52
	American Railway Express Company.....	. 94
11	R. P. Andrews Paper Company.....	320 00
	John C. Bond, Traveling Expenses.....	117 50

	Grossman & Company.....	23.40
	Cal. F. Young.....	57.43
18	Cal. F. Young.....	499.35
	Freeman Carte, Traveling Expenses.....	23.06
27	Remington Typewriter Company.....	226.85
29	Cal. F. Young.....	150.33
Sept. 15	American Railway Express Company.....	3.31
	S. B. Moore Company.....	5.80
	C. & P. Telephone Company.....	26.25
	Western Union Telegraph Company.....	20.23
	Tripure Water Company.....	19.20
	Wheeling News Bureau.....	10.00
	Doddridge County Republican.....	8.00
	Remington Typewriter Company.....	1.25
	American Railway Express Company.....	1.88
	John H. Randolph, Traveling Expenses.....	29.10
21	Wales Adding Machine Company.....	2.50
	Cal. F. Young.....	18.55
	J. N. Scott.....	7.25
27	Cal. F. Young.....	11.00
Oct. 7	Tripure Water Company.....	13.20
8	Frank W. Pritt, Traveling Expenses.....	19.50
10	Western Union Telegraph Company.....	16.62
	Wheeling News Bureau.....	10.00
	C. & P. Telephone Company.....	28.97
	J. W. Dudley Sons Company.....	15.00
	American Railway Express Company.....	1.65
13	John C. Bond, Traveling Expenses.....	129.49
23	Delbert T. Robinson.....	20.00
24	Western Union Telegraph Company.....	3.75
25	Sunstrand.....	259.00
26	Cal. F. Young.....	255.90
	American Railway Express Company.....	4.30
27	Cal. F. Young.....	105.00
	J. A. deGruyter, P. M.....	200.00
Nov. 7	Charleston Gazette.....	3.42
	C. & P. Telephone Company.....	33.67
	Western Union Telegraph Company.....	12.77
	Freeman Carte, Traveling Expenses.....	77.18
	Tripure Water Company.....	11.40
	Wheeling News Bureau.....	10.00
	Cal. F. Young.....	27.75
	American Railway Express Company.....	1.31
10	Cal. F. Young.....	190.50
17	John C. Bond, Traveling Expenses.....	107.38
25	J. R. Scott.....	2.50
	Dictagraph Products Company.....	65.21
	C. & P. Telephone Company.....	7.00
Dec. 5	J. R. Scott.....	10.50
	Royal Typewriter Company.....	1.25
	Wheeling News Bureau.....	10.00
	Cal. F. Young.....	26.00
	Tripure Water Company.....	8.40
	Western Union Telegraph Company.....	44.96
	C. F. Ritter.....	1.50
	Gem Pharmacy.....	1.50
	American Railway Express Company.....	36.64
6	H. G. Young, Secretary of State.....	5.00
8	C. & P. Telephone Company.....	24.58
15	Herald Dispatch.....	7.50
	John C. Bond, Traveling Expenses.....	109.71
19	Mrs. J. L. Heizer.....	10.00
28	J. A. deGruyter, P. M.....	100.00
30	C. & P. Telephone Company.....	10.00
	Cal. F. Young.....	28.50
	West Virginia News.....	2.00
	American Railway Express Company.....	2.22
	C. & P. Telephone Company.....	13.86
1922		
Jan. 9	C. & P. Telephone Company.....	36.80
	Wheeling News Bureau.....	10.00
	Coyle & Richardson.....	117.65
	Cal. F. Young.....	348.00
	Remington Typewriter Company.....	62.64
	American Railway Express Company.....	3.83
10	Houston G. Young.....	2.50
	Cal. F. Young.....	60.00
11	Western Union Telegraph Company.....	3.75
20	J. A. deGruyter, P. M.....	200.00
25	J. R. Scott.....	4.25
	Le Roy Clemens.....	11.50
	Burroughs Adding Machine Company.....	1.50
31	American Railway Express Company.....	.45

Feb. 7	Tripure Water Company.....	9.00	
	American Railway Express Company.....	1.61	
	Western Union Telegraph Company.....	16.78	
	C. & P. Telephone Company.....	21.35	
8	F. C. Ritter.....	14.10	
11	Texas Oil World.....	1.00	
13	Graphic Duplicator Company.....	30.00	
	S. S. Moore Company.....	1.00	
27	Devan & Company.....	80.00	
Mar. 1	Cal. F. Young.....	11.50	
	Wm. Warner, Jr.....	.75	
6	C. & P. Telephone Company.....	9.20	
	Jordon Taxi Company.....	4.00	
	American Railway Express Company.....	2.00	
	C. W. Kyle, Traveling Expenses.....	60.19	
8	D. Appleton & Company.....	3.20	
13	Cal. F. Young.....	12.50	
Apr. 1	American Railway Express Company.....	2.78	
	S. S. Moore Company.....	1.50	
	Western Union Telegraph Company.....	3.75	
	Graphic Duplicator Company.....	2.07	
	Hartford Fire Insurance Company.....	3.94	
	Rand McNally Company.....	15.00	
5	C. & P. Telephone Company.....	12.95	
	Jno. W. Sparkes Company.....	19.80	
10	Times-Record.....	8.50	
12	Remington Typewriter Company.....	87.08	
	Hartford Fire Insurance Company.....	38.60	
28	H. F. Leggett.....	9.17	
May 5	C. & P. Telephone Company.....	19.90	
	Olders Drug Store.....	8.85	
11	Hartford Fire Insurance Company.....	1.00	
	L. O. Curtis (Expressage).....	1.84	
22	Cal. F. Young.....	321.50	
June 3	Le Roy Clemens.....	12.40	
10	C. & P. Telephone Company.....	38.65	
	Cal. F. Young.....	145.80	
	Remington Typewriter Company.....	1.25	
	American Railway Express Company.....	.37	
	Wheeling News Bureau.....	10.00	
	Hiss Stamp Company.....	.69	
	Kanawha Tripure Water Company.....	13.20	
	Western Union Telegraph Company.....	19.88	
13	J. A. deCruyter, P. M.....	.81	
	<b>Total.....</b>		<b>\$ 6,036.56</b>

Refunds to Appropriations

Furniture and Fixtures.....	\$ 419.10	
Express.....	121.00	
Postage and Insurance.....	70.04	610.14
<b>Total Disbursements.....</b>		<b>\$ 5,426.42</b>

EXPENSES SPECULATIVE SECURITIES ACT—STATE FUND

Salaries

1921	J. D. Groninger.....	\$ 1,999.98
	Chas. M. Bond.....	1,168.27
	P. H. Anderson.....	200.00

Expenses

1921			
Aug. 1	P. H. Anderson, Traveling Expenses.....	\$ 105.94	
29	John C. Bond, Traveling Expenses.....	77.31	
31	P. H. Anderson, Traveling Expenses.....	97.32	
Sept. 1	Chas. M. Bond, Traveling Expenses.....	242.49	
13	P. H. Anderson, Traveling Expenses.....	122.82	
28	Chas. M. Bond, Traveling Expenses.....	208.35	
	J. D. Groninger, Traveling Expenses.....	62.24	
Oct. 5	John C. Bond, Traveling Expenses.....	66.06	
Nov. 7	Chas. M. Bond, Traveling Expenses.....	250.11	
	C. & P. Telephone Company.....	7.50	
8	Chas. M. Bond, Traveling Expenses.....	53.49	
Dec. 15	Chas. M. Bond, Traveling Expenses.....	39.20	
1922			
Jan. 11	Chas. M. Bond, Traveling Expenses.....	219.60	
16	John C. Bond, Traveling Expenses.....	9.21	
20	J. D. Groninger, Traveling Expenses.....	70.11	
	<b>Total.....</b>		<b>\$ 5,000.00</b>

## EXPENSES SPECULATIVE SECURITIES ACT—SPECIAL FUND

## Salaries

J. D. Groninger.....	\$	1,986.65
Chas. M. Bond.....		1,406.73
P. H. Anderson.....		200.00
Carolyn Walker.....		210.00

## Expenses

1921			
July 16	P. H. Anderson, Traveling Expenses.....	\$	62.62
18	Wall Street Journal.....		7.50
Dec. 5	Chas. M. Bond, Traveling Expenses.....		133.38
	John C. Bond, Traveling Expenses.....		60.44
14	J. A. deGruyter, P. M.....		25.00
1922			
Jan. 30	Chas. M. Bond, Traveling Expenses.....		130.58
Feb. 11	L. O. Curtis, Traveling Expenses.....		78.23
28	Chas. M. Bond, Traveling Expenses.....		220.35
Mar 1	Chas. R. Ball, Attorney.....		7.50
6	R. G. Dunn & Co.....		162.50
Apr. 10	Chas. M. Bond, Traveling Expenses.....		238.23
12	Geo. E. Ours.....		114.36
22	L. B. Harris.....		102.61
May 9	Chas. M. Bond, Traveling Expenses.....		243.39
23	L. B. Harris.....		78.76
25	Chas. M. Bond, Traveling Expenses.....		191.23
June 9	L. L. Mahoney.....		50.00
13	Geo. E. Ours.....		59.57
	Total.....	\$	5,749.63

## Filing Cases, Furniture and Equipment

1921			
July 9	Charleston Glass Jobbing House.....	\$	32.08
	Joseph Horne & Co.....		170.00
	Cal. F. Young.....		5,319.33
	Dictagraph Products Company.....		210.30
21	Cal. F. Young.....		712.85
	David Dick.....		61.45
	John W. Sparkes.....		16.66
Aug. 11	Cal. F. Young Company.....		137.09
	Total.....	\$	6,659.76

STATEMENT LXVIII

Condition of the School Fund on the 30th Day of June, 1922

Date	INVESTMENT	No.	Serial Number	Due	INTEREST		Denomi- nation	Amount	Total
					Rate	Payable			
10-24-18	U. S. Fourth Liberty Bonds	1	20430	1933-1938	4 1/2	Oct. 15, April 15	\$ 10,000	\$	
10-24-18	U. S. Fourth Liberty Bonds	1	22988	1933-1938	4 1/2	Oct. 15, April 15	5,000	5,000	
10-24-18	U. S. Fourth Liberty Bonds	4	27691-4	1933-1938	4 1/2	Oct. 15, April 15	1,000	19,000	
UNITED STATES BONDS									
1-1-06	Berkeley County	145	86-230	1929	4	January 1, July 1	500	72,500	
3-21-21	Boone County, Paytona District	3	7-9	1923	6	January 1, July 1	1,000	3,000	
10-17-21	Boone County, Washington District	3	24-26	1924-1926	6	January 1, July 1	1,000	3,000	
7-1-16	Braxton County, Flatwoods, Independent	25	6-30	1926-1946	5	July 1	200	2,000	
12-19-02	Cabell County, Huntington Independent School	30	21-50	1912-1932	4	December 19	500	16,000	
1-1-02	Clay County	8	23-30	1907-1933	4	January 1	1,000	9,500	
1-1-02	Clay County	3	48-50	1907-1933	5	January 1	500	1,500	
10-1-14	Clay County	15	Not Con	1928	6	October 1	1,000	12,000	
9-1-20	Greenbrier County, Lewisburg Independent School	36	Not Con	1928-1934	6	September 1	500	18,000	
7-1-21	Lewis County, Hackers Creek District	60	301-60	1929-1930	6	January 1, July 1	500	30,000	
1-1-20	Logan County	5	127-31	1910	5	January 1, July 1	1,000	9,000	
1-1-12	Marion County, Union Independent School	39	12-50	1922-1916	5	December 31	500	12,500	
6-1-19	Mason County, Wagener District	5	127-31	1910	5	June 1, December 1	1,000	3,000	
6-1-17	Mason County, Lewis District	3	31-33	1935-1936	5	June 1, December 1	500	1,500	
7-1-21	Mingo County, Williamson Independent School	3	198-500	1923	6	July 1	500	1,500	
7-1-19	Monongalia County, Cass District	201	1-20	1955	6	January 1, July 1	1,000	21,000	
10-1-19	Monongalia County, Grant District	48	118-65	1949	5	April 1, October 1	1,000	48,000	
12-26-18	McDowell County, Northfork District	50	61-110	1926-1941	5	June 26, Dec. 26	500	22,000	
7-1-20	Poebotassie County, Greenbank District	15	86-100	1936-1938	5	January 1, July 1	1,000	12,000	
11-1-20	Putnam County, Scott District	2	36-37	1928	5	May 7, November 1	1,000	2,000	
5-1-11	Putnam County, Winfield Independent School	12	1-12	194	6	November 1	500	6,000	
7-1-19	Randolph County, Roaring Creek District	4	89-92	1920	5	March 1, Sept. 1	1,000	4,000	
3-1-19	Summers County, Pipestem District	131	1-131	1940	5	January 1, July 1	1,000	7,000	
4-1-13	Webster County, Fork Lick District	147	54-200	1943	6	April 1	100	14,700	
3-1-13	Webster County, Glade District	104	117-220	1923	5	March 1	100	14,000	
4-27-08	Wirt County, Elizabeth District	5	21-25	1928	5	May 1	500	2,500	
7-1-14	Wood County	10	1-10	1914	5	July 1	1,000	10,000	
7-1-14	Wood County	10	45-54	1944	5	July 1	500	5,000	
7-1-20	Wyoming County, Slab Fork District	25	26-50	1940	6	July 1	1,000	25,000	\$ 408,300

**STATEMENT LXVIII—Continued**  
**Condition of the School Fund on the 30th Day of June, 1922**

Date	INVESTMENT	No.	Serial Number	Due	INTEREST		Denomi- nation	Amount	Total
					Rate	Payable			
1-1-07	Sutton, Town of, Braxton County	13	6-18	1937	5	January 1	1,000	13,000	
5-1-20	Gassaway, Town of, Braxton County	4	11-14	1930	6	May 1, November 1	500	2,000	
5-1-20	Gassaway, Town of, Braxton County	29	31-59	1930	6	May 1, November 1	500	14,500	
12-16-01	Ravenwood, Town of, Jackson County	70	1-70	1935	5	December 16	1,000	7,000	
8-1-02	Roneverte, Town of, Greenbrier County	18	19-36	1932	4	September 1	500	9,000	
7-15-03	Roneverte, Town of, Greenbrier County	7	4-10	1933	6	July 15	500	3,500	
6-15-03	Falling Springs, Town of, Greenbrier	9	1-9	1935	6	June 15	500	4,500	
7-1-21	New Cumberland, Town of, Hancock County	70	131-200	1936	4	July 1	1,000	7,000	
10-1-06	New Cumberland, Town of, Hancock County	10	1-10	1931	5	October 1	500	5,000	
9-1-01	St. Albans, Town of, Kanawha County	14	21-34	1940	5	September 1	500	7,000	
10-5-08	Pt. Pleasant, Town of, Mason County	37	24-60	1935	6	October 5	1,000	19,000	
4-2-06	Branwell, Town of, Mercer County	73	1-73	1936	6	April 2	500	36,500	
9-1-08	Welch, Town of, McDowell County	35	8-42	1938	6	September 1	500	17,500	
9-1-13	Welch, Town of, McDowell County	20	81-100	1923	6	September 1	500	10,000	
4-1-10	Keystone, Town of, McDowell County	28	1-28	1935	6	April 1	1,000	28,000	
6-15-16	Kingwood, Town of, Nicholas County	2	3-4	1921-1923	6	December 15	1,000	2,000	
8-5-98	Kingwood, Town of, Preston County	9	20-28	1928	5	August 5	500	4,500	
10-1-06	Kingwood, Town of, Preston County	17	3-19	1922-1939	5	October 11	500	500	
9-10-11	Kairo, Town of, Ritchie County	4	37-40	1922	4	September 10	500	8,500	
1-3-21	Buckhannon, Town of, Upshur County	13	Not Con	1931	6	January 3	500	6,500	
7-28-14	Buckhannon, Town of, Upshur County	8	36-43	1924	6	July 28	100	800	
8-10-01	Buckhannon, Town of, Upshur County	70	121-190	1921	4	August 10	100	7,000	
12-1-15	Kenova, Town of, Wayne County	20	Not Con	1945	5	December 1	500	242,200	
INDUSTRIAL									
2-3-13	Exchange Building Association	4	3-6	1922	6	June 5	10,000	40,000	
1-1-20	First United Brethren Church, Dunbar	30	21-50	1935-1938	6	January 1, July 1	100	3,000	
9-1-21	First United Brethren Church, Parsonsage	40	1-40	1936	6	March 1, Sept. 1	100	4,000	
3-1-18	Union Mission Settlement	80	1-80	1928	6	March 1, Sept. 1	Mixed	25,000	
6-15-17	Hinton Milling Company	Note		1927	6	January 24	15,000	15,000	
1-24-16	S. L. Parsons	Note		1921	6	January 15	25,000	25,000	
10-5-17	John S. Farr	Note		\$10,000 each year or 1932	6	January 1, July 1	150,000	150,000	
10-1-02	Bradford Building Company	100	1-100	1922	5	April 1, Oct. 1	500	50,000	
8-1-12	Charleston Auditorium Company	50	71-120	1932	6	Feb. 1, August 1	100	5,000	
8-1-12	Charleston Auditorium Company	31	Not Con	1932	6	Feb. 1, August 1	500	15,500	
9-1-03	Charleston Milling & Produce Co.	20	76-95	1923	5	September 1	500	10,000	
1-1-22	Lewisburg Female Institute	Note		1924	6	May 15, November 15	12,000	354,500	
TOTAL INVESTED.....								\$1,000,000	



STATEMENT LXIX

Condition of the Workmen's Compensation Fund on the 30th Day of June, 1922

Date	INVESTMENT	No.	Serial Number	Due	INTEREST		Denom-ination	Amount	Total
					Rate	Payable			
	COUNTY AND DISTRICT BONDS								
3-21-21	Boone County, Peytona District.....	25-6		1922	6	January 1, July 1	1,000 \$	2,000	
3-21-21	Boone County, Peytona District.....	14 25-38		1922-1936	6	January 1, July 1	1,000	14,000	
6-1-20	Boone County, Sherman District.....	35 26-60		1922-1928	5	January 1, July 1	1,000	35,000	
6-1-20	Boone County, Sherman District.....	89 72-160		1922-1936	5	January 1, July 1	1,000	89,000	
6-1-20	Boone County, Sherman District.....	35 166-200		1937-1940	5	January 1, July 1	1,000	35,000	
6-1-20	Braxton County, Burnsville Independent School.....	20 1-20		1922-1962	5	January 1, July 1	1,000	20,000	
1-1-21	Braxton County, Otter School.....	42 81-122		1933-1937	6	January 1, December 1	600	24,200	
12-1-19	Cabell County, Huntington Independent School, Series A.....	9 46-54		1924	5	December 1	500	4,500	
12-1-19	Cabell County, Huntington Independent School, Series B.....	54 1-54		1925	5	December 1	500	27,000	
12-1-19	Cabell County, Huntington Independent School, Series C.....	16 39-54		1926	5	December 1	500	8,000	
12-1-19	Cabell County, Huntington Independent School, Series D.....	54 1-54		1927	5	December 1	500	27,000	
12-1-19	Cabell County, Huntington Independent School, Series E.....	54 1-54		1928	5	December 1	500	27,000	
12-1-19	Cabell County, Huntington Independent School, Series F.....	54 1-54		1929	5	December 1	500	27,000	
12-1-19	Cabell County, Huntington Independent School, Series G.....	54 1-54		1930	5	December 1	500	27,000	
12-1-19	Cabell County, Huntington Independent School, Series H.....	54 1-54		1931	5	December 1	500	27,000	
12-1-19	Cabell County, Huntington Independent School, Series I.....	6 49-54		1932	5	December 1	500	3,000	
12-1-19	Cabell County, Huntington Independent School, Series J.....	44 11-54		1933	5	December 1	500	22,000	
12-1-19	Cabell County, Huntington Independent School, Series M.....	54 1-54		1936	5	December 1	500	27,000	
12-1-19	Cabell County, Huntington Independent School, Series N.....	54 1-54		1937	5	December 1	500	27,000	
7-1-20	Cabell County, Nuttall District.....	34 87-120		1950	5	December 1, July 1	1,000	34,000	
7-1-19	Fayette County, Kanawha District.....	130 29-168		1924-1950	5	January 1, July 1	Mixed	82,700	
7-1-19	Fayette County, Kanawha District.....	176 70-245		1926-1941	5	January 1, July 1	1,000	176,000	
7-1-19	Fayette County, Kanawha District.....	46 301-346		1947-1951	5	January 1, July 1	1,000	46,000	
7-1-19	Fayette County, Mt. Cove District.....	42 21-62		1924-1932	5	January 1, July 1	Mixed	30,300	
7-1-19	Fayette County, Mt. Cove District.....	63 108-170		1941-1953	5	January 1, July 1	Mixed	46,600	
7-1-19	Fayette County, Quinimont District.....	55 31-85		1924-1930	5	January 1, July 1	Mixed	39,400	
7-1-19	Fayette County, Quinimont District.....	1 88		1930	5	January 1, July 1	100	100	
7-1-19	Fayette County, Quinimont District.....	29 88-117		1931-1934	5	January 1, July 1	Mixed	22,100	
7-1-19	Fayette County, Quinimont District.....	4 147-150		1938	5	January 1, July 1	Mixed	3,500	
7-1-19	Fayette County, Quinimont District.....	64 153-216		1939-1946	5	January 1, July 1	Mixed	45,600	
10-1-19	Greenbrier County, Falling Springs High School.....	10 3-12		\$2,000 each year, Leg. 1926.	6	October 1	1,000	10,000	
4-15-16	Greenbrier County, Fort Springs High School.....	30 1-30		1946	5	April 15	1,000	30,000	
7-1-19	Hancock County, Meadow Bluff District.....	86 20-105		\$5,000 each year, Leg. 1923.	6	January 1, July 1	1,000	86,000	
6-1-16	Hancock County, Butler District.....	25 26-50		1928-1934	5	November 1, May 1	1,000	25,000	
6-1-16	Hancock County, Poe District.....	50 1-50		1926-1950	5	June 1, December 1	1,000	50,000	
8-1-19	Harrison County, Clay District.....	188 113-300		1926-1941	5	February 1, August 1	1,000	188,000	

STATEMENT LXIX—Continued  
Condition of the Workmen's Compensation Fund on the 30th Day of June, 1922

Date	INVESTMENT	No.	Serial Number	Due	INTEREST		Denom-ination	Amount	Total
					Rate	Payable			
5-1-21	Harrison County, Simpson High School.....	13	Not Con.	1928-1910	6	May 1, November 1	600	7,800	
4-1-20	Jackson County, Ripley Independent School.....	36	1-36	1925-1910	5	April 1	500	18,000	
6-1-20	Jackson County, Ravenswood, Independent School.....	29	18-46	1929-1943	5	December 1, June 1	1,000	25,000	
6-1-20	Jackson County, Ravenswood, Independent School.....	15	48-62	1945-1951	5	December 1, June 1	1,000	25,000	
10-1-19	Kanawha County, Cabin Creek District.....	61	8-3-342	1917-1929	5	April 1, October 1	1,000	74,000	
10-1-19	Kanawha County, Cabin Creek District.....	74	103-478	1931-1933	5	April 1, October 1	2,000	10,000	
10-1-19	Kanawha County, Cabin Creek District.....	10	533-512	1934	5	April 1, October 1	2,000	32,000	
7-15-20	Kanawha County, Charleston School.....	16	5-9	1926-1910	5	July 1	500	28,500	
7-1-15	Kanawha County, Charleston District.....	59	10-1-160	1930-1935	5	January 1, July 1	1,000	19,000	
10-1-10	Kanawha County, Elk District.....	19	113-131	1925-1928	5	April 1, October 1	1,000	19,000	
10-1-19	Kanawha County, Elk District.....	149	19-310	1929-1937	5	April 1, October 1	1,000	19,000	
10-1-19	Kanawha County, Elk District.....	37	359-395	1938-1939	5	April 1, October 1	1,000	37,000	
7-1-15	Kanawha County, Jefferson District.....	70	111-180	1930-1935	5	January 1, July 1	500	35,000	
7-15-18	Kanawha County, St. Albans, Independent School.....	12	9-20	1928-1925	5	July 1	500	12,000	
9-1-16	Kanawha County, Loudon District.....	82	89-170	1930-1935	5	March 1, Sept. 1	1,000	46,000	
7-1-15	Kanawha County, Loudon District.....	46	15-90	1935-1946	5	January 1, July 1	500	18,500	
7-1-15	Kanawha County, Maude District.....	37	14-50	1925-1933	5	January 1, July 1	500	23,500	
7-1-15	Kanawha County, Poca District.....	10	11-20	1925-1933	5	January 1, July 1	500	5,000	
7-1-15	Kanawha County, Union High School.....	56	15-100	1925-1933	5	January 1, July 1	500	28,000	
10-1-19	Kanawha County, Union District.....	124	37-160	1926-1919	5	April 1, October 1	1,000	124,000	
6-1-17	Lincoln County, Union District.....	493	Not Con.	1921-1912	5	June 1, December 1	Mixed	472,000	
3-1-21	Lincoln County, Carroll, Independent School.....	8	8-15	1933-1910	5	March 1	4,000	32,000	
1-1-20	Logan County, Fairmont School.....	489	Not Con.	1910-1950	5	January 1, July 1	1,000	489,000	
7-1-19	Logan County, Fairmont School.....	55	6-60	1926-1939	5	July 1	1,000	55,000	
6-1-20	Marion County, Fairmont School.....	62	1-65	1925-1933	5	June 1	500	62,000	
6-1-17	Marion County, Paw Paw District.....	171	Not Con.	1927-1928	5	June 1, December 1	Mixed	170,000	
6-1-17	Marion County, Paw Paw District.....	121	Not Con.	1925-1945	5	June 1, December 1	Mixed	118,000	
6-1-17	Marion County, Grant District.....	344	Not Con.	1924-1913	5	June 1, December 1	Mixed	342,000	
6-1-19	Marion County, Lincoln District.....	290	11-300	1921-1923	5	June 1, December 1	Mixed	342,000	
6-1-20	Marion County, Union, Independent School.....	31	Not Con.	1925-1938	5	May 31	500	145,000	
1-1-20	Marshall County, Clay District.....	30	55-91	1920-1934	5	January 1	1,000	34,000	
6-1-19	Mason County, Graham District.....	102	32-134	1928-1934	5	January 1	1,000	30,000	
6-1-19	Mason County, Lewis District.....	110	11-154	1928-1934	5	June 1, December 1	500	51,000	
6-1-19	Mason County, Waggener District.....	49	32-31	1928-1932	5	June 1, December 1	1,000	110,000	
6-1-19	Mason County, Waggener District.....	40	32-31	1928-1932	5	June 1, December 1	500	24,500	
7-1-20	Mercer County, Rock High School.....	160	Not Con.	1927-1934	5	July 1	500	90,000	

8-1-19	Miscellaneous County Elk District.	120 18-137	1925-1940	8	December 1	1,000	120,000
8-1-21	Mingo County, Lee School.	210 1-210	1926-1940	6	March 14	500	106,000
3-14-21	Mingo County, Williamson, Independent School.	400 98-497	1926-1935	6	July 1	500	200,000
3-1-17	Mingo County.	55 Not Con	1927-1946	6	May 1, November 1	1,000	50,000
1-1-14	Monongalia County, Clay District.	1 466	1933	6	December 31	500	500
1-1-14	Monongalia County, Clay District.	64 532-615	1933	6	December 31	500	32,000
7-1-19	Monongalia County, Cass District.	130 10-169	1929-1940	5	January 1, July 1	1,000	130,000
7-1-19	Monongalia County, Cass District.	116 185-300	1929-1940	5	January 1, July 1	1,000	116,000
10-1-19	Monongalia County, Grant District.	70 48-117	1929-1940	5	April 1, October 1	1,000	70,000
5-1-20	Monroe County, Union District.	58 8-66	1924-1941	5	May 1, November 1	1,000	58,000
5-1-20	Monroe County, Wolf Creek District.	58 10-76	1924-1935	5	May 1, November 1	500	29,000
4-1-20	Monroe County, Wolf Creek District.	41 77-117	1936-1945	5	May 1, November 1	1,000	41,000
4-1-20	Morgan County, Casapson District.	120 81-200	1925-1930	5	April 1, October 1	500	60,000
5-1-15	McDowell County, Adkin District.	133 33-165	1945	5	Mixed	170,000	170,000
5-1-15	McDowell County, Big Creek District.	139 76-214	1925-1934	5	May 1, November 1	1,000	133,000
5-1-15	McDowell County, Elkhorn District.	127 10-166	1925-1938	5	January 1, July 1	Mixed	136,500
1-1-17	McDowell County, North River District.	230 61-290	1922-1945	5	January 1, July 1	Mixed	123,000
5-1-16	McDowell County, Sandy River District.	69 12-80	1928-1931	5	May 1, November 1	1,000	230,000
6-1-16	Nicholas County, Richwood, Independent School.	9 B-J	1927-1935	5	July 1	5,000	45,000
7-1-20	Nicholas County, Richwood, Independent School.	82 15 & 19-39	1926-1940	5	January 1, July 1	1,000	61,000
5-1-19	Putnam County, Greenbank District.	67 Not Con	1922-1940	5	May 1, November 1	Mixed	71,000
5-1-20	Putnam County, Scott District.	19 7-26	1922-1940	5	May 1, November 1	1,000	67,000
5-1-20	Putnam County, Union District.	10 50-59	1924-1930	5	May 1, November 1	Mixed	16,000
1-1-20	Putnam County, Union District.	120 41-160	1938-1941	5	May 1, November 1	1,000	10,000
1-1-20	Balcluth County, Clear Fork District.	118 177-294	1925-1936	5	January 1, July 1	500	60,000
1-1-20	Balcluth County, Marsh Fork District.	238 43-280	1925-1950	5	January 1, July 1	500	59,000
10-1-19	Randolph County, Beverly District.	7 7-13	1922-1924	5	January 1, July 1	500	119,000
4-1-20	Randolph County, Beverly District.	50 24-73	1928-1944	5	April 1, October 1	1,000	7,000
4-1-20	Randolph County, Huttonville High School.	29 2-30	1926-1940	5	April 1, October 1	1,000	50,000
9-1-18	Randolph County, Roaring Creek District.	13 18-30	1924-1928	5	April 1	1,000	29,000
7-1-19	Roane County, Reedy District.	420 15-134	1924-1946	5	September 1	1,000	13,000
7-1-16	Roane County, Walton District.	322 95-416	1924-1946	5	September 1	1,000	13,000
1-1-20	Roane County, Walton District.	7 9-15	1925-1928	5	January 1, July 1	500	60,000
10-1-15	Summers County, Forest Hill District.	75 Not Con	1921-1947	5	January 1, July 1	500	161,000
1-1-20	Summers County, Greenriver District.	43 24-66	1924-1930	5	January 1, July 1	Mixed	29,000
7-1-19	Summers County, Green Sulphur District.	57 5-61	1922-1949	5	January 1, July 1	500	28,500
7-1-19	Summers County, Jumping Branch District.	27 4-30	1922-1949	5	January 1, July 1	500	28,500
10-1-15	Summers County, Pipestem District.	17 Not Con	1921-1947	5	January 1, July 1	700	18,900
6-1-20	Taylor County, Talbot District.	175 Not Con	1926-1933	5	April 1, October 1	Mixed	14,300
7-1-17	Upshur County, Buckhannon District.	5 36-40	1922	5	December 1, June 1	500	87,600
7-1-17	Upshur County, Buckhannon District.	40 71-110	1929-1936	5	January 1, July 1	1,000	5,000
7-1-20	Wetzel County, Buckhannon District.	80 7-150	1924-1927	5	January 1, July 1	1,000	40,000
8-1-19	Wetzel County, Clay District.	621 Not Con	1928-1944	5	January 1, July 1	1,000	80,000
3-1-15	Wyoming County, Slab Fork District.	500 1-500	1920-1945	5	Feb 1, August 1	100	62,100
3-1-15	Wyoming County, Slab Fork District.	27 4-30	1926-1946	5	December 1	Mixed	250,000
7-1-20	Wyoming County, Slab Fork School.	13 13-25	1925-1940	6	June 1	1,000	27,000
7-1-20	Wyoming County, Slab Fork School.	50 51-100	1925-1940	6	July 1	1,000	13,000
7-1-20	Wyoming County, Slab Fork School.			6	July 1	1,000	50,000

STATEMENT LXIX—Continued

Condition of the Workmen's Compensation Fund on the 30th Day of June, 1922

Date	INVESTMENT	No.	Serial Number	Due	INTEREST		Denom- nation	Amount	Total
					Rate	Payable			
1-1-17	MUNICIPAL BONDS								
1-1-17	Martinsburg, Town of, Berkeley County	70	101-170	1937-1951	5	January 1	1,000	70,000	
1-1-17	Martinsburg, Town of, Berkeley County	9	173-181	1937-1951	5	January 1	1,000	9,000	
1-1-17	Martinsburg, Town of, Berkeley County	6	190-195	1937-1951	5	January 1	1,000	6,000	
7-1-19	Martinsburg, Town of, Berkeley County	97	9-105	1924-1953	5	July 1	1,000	97,000	
7-1-16	Burnsville, Town of, Braxton County	30	5-34	1924-1950	5	July 1	1,000	30,000	
5-1-20	Gassaway, Town of, Braxton County	16	15-30	1930	6	May 1, November 1	500	8,000	
5-1-20	Gassaway, Town of, Braxton County	21	80-100	1930	5	July 1	500	10,500	
7-1-18	Montgomery, Town of, Fayette County	29	2-30	1922-1948	5	July 1	1,000	29,000	
11-1-19	Ronceverte, Town of, Greenbrier County	18	3-20	1922-1939	6	December 1	1,000	18,000	
12-1-20	Shinnston, Town of, Harrison County	61	1-51	1930-1935	6	December 1	500	30,500	
7-26-16	East Bank, Town of, Kanawha County	30	41-70	1924-1936	6	May 1	100	3,000	
9-1-19	Charleston, City of, Kanawha County	70	141-210	1925	5	September 1	1,000	70,000	
6-1-19	South Charleston Town of, Kanawha County	90	55-144	1923-1929	5	June 1	1,000	90,000	
6-1-19	South Charleston Town of, Kanawha County	1	145	1929	6	June 1	500	500	
3-1-18	St. Albans, Town of, Kanawha County	13	3-15	1924-1948	6	March 1	500	65,000	
6-1-19	Worthington, Town of, Marion County	7	1-7	1930	6	July 15	500	3,500	
1-1-17	Fairmont, Town of, Marion County	685	76-760	1924-1947	4 1/2	January 1	1,000	685,000	
6-1-14	Welch, Town of, McDowell County	8	25-32	1923-1924	6	June 1	500	4,000	
6-1-14	Welch, Town of, McDowell County	12	51-62	1923-1924	6	June 1	500	6,000	
10-1-17	Elm Grove, Town of, Ohio County	200	1-200	1927-1951	5	October 1	100	20,000	
10-1-17	Elm Grove, Town of, Ohio County	10	1-10	1927-1951	5	October 1	1,000	10,000	
10-1-17	Elm Grove, Town of, Ohio County	27	41-67	1927-1951	5	October 1	1,000	27,000	
1-1-21	Malsecott, Town of, Raleigh County	58	1-58	1930-1950	5	January 1, July 1	Mixed	30,000	
5-1-17	Ceredo, Town of, Wayne County	56	11-66	1950	5	January 1, December 1	500	28,000	
6-1-19	Parkersburg, Town of, Wood County	115	Not Con	1924-1934	5	June 1, December 1	Mixed	114,000	1,449,000
5-1-14	INDUSTRIAL BONDS								
9-25-14	Thatcher & Whitmore Glass Co	9	Not Con	1924	6	May 1, November 1	500	4,500	
8-1-14	Sutton Grocery & Milling Co	12	8-19	1915	6	March 25, September 25	15,000	15,000	
8-1-14	Charleston Milling & Produce Co	12	8-19	1920-1933	6	Feb. 1, August 1	Mixed	51,500	71,000
	Total Invested June 30, 1922								\$ 9,406,100.00
	Balance in Treasury June 30, 1922								74,747.94
									\$ 9,480,847.94

STATEMENT LXX

Apportionment of the General School Fund for the Fiscal Years 1921 and 1922

COUNTIES	1921			1922			Standard-ized
	Teachers	Building	State Aid	Teachers	Building	State Aid	
Barbour	\$ 3,029.00	\$ 1,408.00	\$ 1,400.00	\$ 17,254.00	\$	\$ 1,400.00	\$
Berkeley			3,236.50	1,703.00		2,200.00	
Boone		1,659.00	400.00	5,501.00		600.00	200.00
Braxton	17,234.00	4,760.00	4,719.00	57,310.00	403.00	4,000.00	
Brooke			2,200.00			2,200.00	668.00
Cabell	3,352.00	2,218.00	2,400.00	28,648.00		2,400.00	
Calhoun	12,281.00	5,137.00		22,697.00	1,217.00		
Clay	3,790.00	1,393.00	1,200.00	21,382.00	380.00	1,800.00	
Doddridge			800.00			800.00	
Fayette	3,722.00	1,539.00	5,000.00	42,098.00	3,665.00	6,000.00	2,078.00
Gilmer	2,788.00			12,884.00			120.00
Grant	5,932.00	1,444.00	400.00	26,157.00	68.00	1,000.00	
Greenbrier	27,393.00	11,188.00	3,800.00	67,819.00	2,316.00	4,400.00	
Hampshire	15,543.00	3,231.00	800.00	39,619.00	3,937.00	800.00	
Hancock			3,200.00			3,200.00	
Hardy	15,627.00	2,117.00	1,577.00	31,800.00	1,213.00	1,200.00	100.00
Harrison			9,800.00	1,670.00	1,020.00	11,000.00	720.00
Jackson	36,163.00	7,515.00	1,600.00	63,461.00	5,098.00	2,600.00	120.00
Jefferson			2,000.00			2,000.00	
Kanawha	7,093.00	2,206.00	6,472.50	40,369.00	3,383.00	6,000.00	720.00
Lewis	5,158.00		1,600.00	11,122.00		2,200.00	120.00
Lincoln	1,232.00	743.00	1,200.00	15,921.00	402.00	1,400.00	
Logan			1,600.00	11,734.00	2,232.00	1,600.00	
Marion	2,143.00		6,800.00	25,380.00		6,800.00	560.00
Marshall			3,200.00			3,200.00	1,020.00
Mason	17,898.00	2,966.00	2,000.00	42,534.00	2,430.00	3,000.00	
Mercer			4,400.00	58,712.00	690.00	4,200.00	100.00
Mineral	1,735.00	680.00	2,200.00	12,475.00		2,200.00	
Mingo			3,600.00	1,982.00		4,800.00	
Monongalia			2,800.00	7,618.00		2,800.00	
Monroe	26,804.00	5,386.00	2,905.50	52,750.00	6,461.00	2,800.00	390.00
Morgan	1,936.00	180.00	2,000.00	5,412.00	816.00	2,000.00	
McDowell			5,600.00			5,800.00	800.00
Nicholas	4,294.00	497.00	2,000.00	12,872.00		2,600.00	
Ohio			3,600.00			3,800.00	
Pendleton	25,448.00	4,069.00	600.00	41,247.00	1,177.00	600.00	
Pleasants		649.00	800.00	8,642.00		800.00	
Pocahontas		351.00	2,400.00	44,926.00	2,535.00	3,400.00	132.00
Preston	7,548.00	1,080.00	6,600.00	20,211.00		7,200.00	
Putnam	17,602.00	7,957.00	400.00	41,576.00	3,847.00	1,000.00	
Raleigh	16,539.00	11,111.00	1,400.00	20,192.00	207.00	3,000.00	
Randolph	18,738.00	5,685.00	3,119.00	45,392.00	6,811.00	2,000.00	100.00
Ritchie			3,200.00			4,200.00	
Roane	5,282.00	735.00	1,200.00	16,290.00	537.00	1,800.00	
Summers	30,827.00	10,511.00	1,600.00	63,625.00	8,881.00	2,400.00	120.00
Taylor		198.00	1,800.00	2,011.00		1,800.00	
Tucker	3,965.00	1,485.00	2,800.00	14,064.00	1,036.00	3,400.00	
Tyler	729.00	1,428.00	2,400.00	11,519.00	2,214.00	3,400.00	352.00
Upshur	13,094.00	4,796.00	1,400.00	31,232.00	1,325.00	1,400.00	
Wayne	17,090.00	3,528.00	1,400.00	48,549.00	3,942.00	1,400.00	
Webster		1,682.00	2,000.00	23,208.00		2,600.00	
Wetzel			4,800.00	1,464.00		6,000.00	120.00
Wirt	11,044.00	4,078.00	400.00	23,045.00	1,796.00	800.00	
Wood	11,627.00	4,838.00	2,400.00	35,806.00	2,203.00	2,400.00	
Wyoming			2,000.00	2,505.00		2,000.00	
Totals	\$ 394,080.00	\$ 120,448.00	\$ 139,229.50	\$ 1,284,388.00	\$72,242.00	\$ 154,400.00	\$ 8,540.00

## STATEMENT LXXI

Statement of Amounts Refunded to Counties and Districts on Account of Redemption of Land Taxes for the Fiscal Years 1921 and 1922

COUNTIES	1921	1922
Barbour.....	\$ 3,342 13	\$ .....
Berkeley.....	1,631 79	.....
Boone.....	13,320 12	.....
Braxton.....	5,500 39	.....
Brooke.....	1,462 90	.....
Cabell.....	18,900 91	.....
Calhoun.....	1,320 27	.....
Clay.....	4,315 27	.....
Doddridge.....	.....	23,748 42
Fayette.....	15,958 59	.....
Gilmer.....	2,551 18	.....
Grant.....	494 90	.....
Greenbrier.....	5,125 35	.....
Hampshire.....	552 52	.....
Hancock.....	.....	.....
Hardy.....	.....	.....
Harrison.....	62,441 54	7,314 26
Jackson.....	1,832 51	.....
Jefferson.....	90 55	.....
Kanawha.....	19,145 33	11,467 38
Lewis.....	1,366 15	.....
Lincoln.....	4,285 94	.....
Logan.....	5,445 63	.....
Marion.....	7,651 18	2,221 60
Marshall.....	17,292 79	.....
Mason.....	.....	.....
Mercer.....	7,760 13	.....
Mineral.....	243 79	.....
Mingo.....	4,771 93	.....
Monongalia.....	9,905 36	.....
Monroe.....	446 01	.....
Morgan.....	1,180 38	.....
McDowell.....	18,141 37	2,199 02
Nicholas.....	.....	.....
Ohio.....	3,471 93	.....
Pendleton.....	.....	.....
Pleasants.....	.....	.....
Pocahontas.....	.....	.....
Preston.....	.....	.....
Putnam.....	3,749 05	.....
Raleigh.....	.....	.....
Randolph.....	.....	5,410 53
Ritchie.....	436 88	.....
Roane.....	1,697 61	357 86
Summers.....	885 43	.....
Taylor.....	.....	1,047 00
Tucker.....	2,392 33	520 23
Tyler.....	1,697 15	.....
Upshur.....	7,712 88	659 04
Wayne.....	.....	8,425 44
Webster.....	8,803 15	10,624 11
Wetzel.....	51,835 33	.....
Wirt.....	756 54	.....
Wood.....	7,043 85	.....
Wyoming.....	.....	11,968 60
Totals.....	\$ 326,959 09	\$ 85,963 49

STATEMENT LXXII

Assessed Value of Railroads and Taxes Paid Thereon for 1921

	Valuation	Amount of State Tax	Amount of County Tax	Amount of District Tax	Amount of Municipal Tax	Grand Total
Big Sandy & Cumberland R. R.	3,000 00	6 58	26 62	36 27		68 74
Buffalo Creek & Gasley R. R.	350 00	682 50	2,593 50	3,174 50		6,450 50
Baltimore & Northern R. R.	15,000 00	29 25	64 35	112 61		219 48
Barnwood & Wheeling Connecting R. R.	176,000 00	341 25	682 50	1,706 26	853 13	3,583 12
Baltimore & Ohio R. R.:						
Cumberland Division	21,431,877 00	41,792 17	163,693 84	177,048 17	20,471 28	403,006 46
Mechanic Division	11,363,207 00	22,158 21	73,363 06	109,160 64	17,623 42	215,296 33
Wheeling Division	11,635,068 00	22,493 37	73,299 27	114,624 33	31,354 98	240,771 90
Pulaski Branch	66,350 00	129 38	339 35	722 79	1,021 14	1,383 16
Hickman Division	54,750 00	106 76	320 29	606 45	633 81	1,567 31
Wheeling, Pittsburgh & Baltimore Division	1,321,179 00	2,576 30	6,440 75	14,646 89	3,104 67	26,768 61
Fairmont, Morgantown & Pittsburgh	2,353,735 00	4,569 77	16,782 40	22,269 85	7,243 21	50,875 23
Hampden Cut-off	33,000 00	64 35	200 36	283 50		518 21
Winchester & Potomac Valley Branch	771,440 00	1,504 31	4,367 98	5,138 63	620 54	11,631 46
Baker Branch	89,365 00	174 27	514 07	727 54		1,415 88
Berkeley Springs Branch	178,156 00	347 41	1,215 91	1,627 53		3,190 85
Cherry Run & Potomac Valley Branch	722,580 00	1,409 03	4,931 61	3,666 89		10,007 53
South Branch	273,637 00	553 60	2,038 71	2,081 01	136 50	4,769 82
Patterson Creek & Potomac Valley Branch	360,085 00	741 18	2,594 08	2,038 21		5,373 47
Magnolia Branch	1,049,234 00	2,046 00	9,689 84	5,884 17	237 98	17,867 99
Monongah Division, Grafton & Belington Branch	2,396,283 00	4,672 76	12,837 28	17,161 69	2,054 13	36,726 86
Berrysburg Branch	1,102,780 00	2,200 43	357 12	557 54		1,115 09
Pt. Pleasant, Buckhannon and Tygart's Valley Branch	336,560 00	656 30	1,603 17	2,303 32	178 79	4,741 58
Burnsville Branch	98,980 00	193 01	386 02	550 09		1,129 13
Paw Paw Branch	143,490 00	279 80	812 83	1,398 65		2,619 49
Monongahela River Branch	2,552,734 00	4,977 84	18,721 61	33,098 05	3,990 24	60,787 76
Fairmont Belt Line	23,250 00	45 34	136 01	340 03	276 69	748 07
Catawba Branch	41,100 00	80 14	336 92	368 67	65 75	861 48
West Virginia & Pittsburgh Branch	3,630,988 00	7,080 44	24,697 14	33,554 36	1,732 21	67,064 15
Pickens Branch	929,856 00	1,813 21	5,785 49	7,438 42	526 64	15,563 76
Sutton Branch	1,061,687 00	1,988 04	6,721 07	1,118 19	75 63	2,063 93
West Virginia Short Line	1,961,087 00	3,824 13	11,998 76	20,492 95	1,062 07	37,377 91
Ohio River Division	11,506,651 00	22,437 95	78,533 13	89,591 65	9,954 61	200,517 34
Huntington & Big Sandy Branch	1,650,767 00	1,269 00	4,079 75	9,650 81	3,926 51	18,926 07
Charleston Branch	7,680 00	14 97	43 43	39 33		97 73
Ravenwood, Steeple & Glenville Branch	697,831 00	1,360 78	5,300 68	4,855 64	290 58	11,807 68
Ripley & Mill Creek Valley Branch	167,480 00	326 59	1,511 48	1,368 11		3,206 18
Miscfield & Virginia Branch	525,026 00	1,023 80	3,750 99	4,115 54		9,140 92
Astor Branch	2,230 00	4 36	15 93	16 12		36 41

STATEMENT LXXII—Continued  
Assessed Value of Railroads and Taxes Paid Thereon for 1921

	Valuation	Amount of State Tax	Amount of County Tax	Amount of District Tax	Amount of Municipal Tax	Grand Total
Coal & Coke Branch.....	4,000,000.00	7,799.98	30,842.97	35,736.58	3,746.15	78,225.68
Croft Railroad.....	75,000.00	146.25	526.53	526.90	.....	1,199.68
Chert Haven & Brimston R. R.....	146.25	167.81	511.88	511.88	.....	1,225.94
Cumberland & Penning R. R.....	15,000.00	29.25	117.00	168.19	73.12	1,387.96
Cairo & Kanawha R. R.....	60,000.00	117.00	371.47	508.95	29.25	1,026.67
Campbells Creek R. R.....	250,000.00	497.50	2,145.00	3,705.00	.....	6,337.50
Chemical & Helvetia R. R.....	10,000.00	18.75	1,255.65	2,703.85	.....	6,044.50
Central W. Va. & Southern R. R.....	175,000.00	341.25	1,451.99	1,245.09	77.84	3,146.18
Cumberland Valley & Martinsburg R. R.....	700,000.00	1,365.00	4,712.23	5,622.30	267.59	11,967.12
Cheapeake & Ohio Railway Co. (Main Line)	21,990,876.00	42,832.91	192,043.23	254,445.78	38,230.55	527,601.77
Greenbrier Branch.....	2,086,945.00	4,769.35	14,458.53	20,619.26	822.24	39,999.68
Loup Creek Branch.....	401,232.00	186.57	3,895.19	6,385.00	159.41	11,327.57
White Oak Branch.....	167,381.00	389.57	1,462.64	1,462.64	171.11	2,678.19
Keeners Creek Branch.....	167,381.00	389.57	1,539.57	1,539.57	.....	3,637.24
South Side Branch.....	232,491.00	492.30	2,510.75	3,987.67	.....	6,990.72
Hawk's Nest Branch.....	384,221.00	768.43	1,716.19	3,903.28	48.75	1,832.45
Gauley Branch.....	366,517.00	713.76	2,639.23	3,764.45	.....	7,318.42
Laurel Creek Branch.....	966,799.00	2,137.56	9,829.83	1,122.21	.....	2,265.90
Piney Creek Branch.....	937,182.00	1,972.54	9,037.62	10,449.33	622.04	22,041.55
Price Hill Division.....	162,992.00	372.54	1,535.91	587.50	93.36	1,109.31
Powellton Branch.....	86,372.00	172.92	1,866.70	2,924.07	.....	4,608.00
Rend Branch.....	9,515.00	174.64	868.61	1,411.65	.....	2,474.73
Rock Lick Branch.....	112,145.00	218.73	213.97	339.83	274.13	596.76
Piney River & Paint Creek Ry.....	531,964.00	1,037.34	5,678.52	1,629.48	.....	3,025.98
Paint Creek Branch.....	296,390.00	3,817.47	239.73	9,004.27	59.15	16,379.58
Raleigh & Southwestern Ry.....	1,957,671.00	3,817.47	20,945.49	24,506.49	.....	598.30
Cabin Creek Branch.....	145,605.00	283.04	1,415.09	603.17	.....	48,969.45
Morris Creek Branch.....	2,584,742.00	5,081.25	21,869.13	2,356.61	.....	1,083.12
Logan & Southern Ry.....	2,748,846.00	5,360.25	29,985.73	36,852.55	810.86	47,338.94
Coal River Branch.....	1,550.00	3.01	10.44	14.92	1,190.01	72,968.54
Guyan Valley Branch.....	.....	.....	.....	.....	.....	34.03
Coal River Extension.....	.....	.....	.....	.....	.....	8.23
Dingess Run Branch.....	.....	.....	.....	.....	.....	13.37
Big Coal Branch.....	.....	.....	.....	.....	.....	1,614.71
Erbscan & Summerville R. R.....	80,000.00	156.00	666.40	792.31	.....	695.62
Glady & Alpena R. R.....	45,000.00	87.77	326.60	271.25	.....	292.50
Guyan, Big Ugly & Coal River Ry.....	15,000.00	29.25	.....	.....	.....	131.62
Greenbrier, Cheat & Elk R. R.....	600,000.00	1,170.01	4,171.93	5,668.48	.....	10,864.52
Harrisville Southern R. R.....	100,000.00	195.00	359.57	998.40	117.00	1,900.27



Island Creek R. R.	500,000 00	975 00	6,470 19	8,092 60	24 37	15,812 06
Kanawha & W. Va. R. R.	850,000 00	1,057 48	10,079 24	8,180 31	310 26	20,237 10
Kanawha, Glen Jean & Eastern	350,000 00	682 50	3,312 37	5,434 35	448 80	9,877 72
Kanawha Central	30,000 00	58 50	228 15	322 30		568 95
Kanawha & Coal River	10,000 00	10 50	35 55	104 68		210 73
Kanawha & Mingo	5,730,000 00	11,212 50	51,203 88	69,488 87	7,309 24	142,304 47
Kelley Creek & Northwestern	100,000 00	105 00	1,100 25	1,813 50	113 75	3,321 50
Kelley's Creek Imp. Co.	50,000 00	97 50	609 37	946 75	34 12	1,617 75
Kelley's Creek R. R.	25,000 00	48 75	312 00	453 37		814 12
Lorana R. R.	20,000 00	39 00	140 72	158 00		371 44
Loop & Lookout	125,000 00	243 77	1,140 87	923 93	33 72	2,308 57
Little Kanawha	150,000 00	292 49	1,941 03	1,387 34	45 31	2,642 17
Mann's Creek R. R. (Babecock C. & C. Co.)	15,000 00	20 25	149 17	131 83		2,842 57
Morgantown & Kingwood	2,000,000 00	3,900 00	15,486 92	25,921 83		310 05
Mongahela	2,000,000 00	3,900 00	16,611 50	18,113 12	4,608 80	49,917 34
Norfolk & Western Ry. (Main Line)	27,307,727 00	63,250 07	223,674 47	330,853 38	4,325 24	42,849 96
Bluestone Branch	1,920,807 00	3,745 58	14,205 49	28,827 80	46,754 90	664,532 89
North Fork Branch	439,518 00	837 12	3,814 16	6,705 00	531 00	47,099 67
Tug Fork Branch	1,749,632 00	3,411 78	14,860 30	24,632 02	522 64	11,376 28
Clear Fork Branch	2,107,732 00	600 08	2,887 83	3,481 17		43,335 74
Dry Fork Branch	2,100,621 00	4,094 21	15,806 46	23,599 91	284 91	6,668 78
Big Sandy	4,902,855 00	9,580 76	44,724 85	49,948 08	1,235 98	44,787 49
Potomac Valley	157,142 00	306 42	993 88	1,639 39		105,479 67
Leona	1,628 00	3 15	14 18	21 74		2,941 69
Preston R. R.	85,000 00	185 75	553 90	564 05		2,939 10
Pickens & Webster Springs	35,000 00	68 25	273 00	230 59		1,283 79
Pickens & Hackers Valley	40,000 00	78 00	363 14	253 51		571 84
Pocahontas R. R.	30,000 00	58 50	224 00	371 47		664 65
Panther R. R.	5,000 00	9 75	47 77	57 53		663 97
Pittsburgh & W. Va. R. R.	550,000 00	1,072 50	4,665 37	5,684 25		115 05
Pittsburgh, Cincinnati, Chicago & St. L. R. R. (Main Line)	1,365,333 00	2,682 39	11,483 51	14,463 71	207 35	11,422 12
New Cumberland Branch	611,545 00	1,251 02	5,490 88	7,408 94	1,126 30	28,816 99
Wheeling	1,993,122 00	3,884 58	12,983 77	20,620 10	7,732 07	15,367 09
Rowlesburg & Southern	25,000 00	48 75	185 75	183 79		44,834 52
Raleigh & Pocahontas	6,000 00	11 70	58 50	49 72	11 70	409 99
Richmond & Gauley	25,000 00	48 75	141 37	288 62	48 75	119 92
Strouds Creek & Muddyly	75,000 00	146 26	598 38	696 00		507 49
Sewall Valley	300,000 00	585 00	2,937 82	2,578 32	89 32	1,438 64
Valley River	50,000 00	97 50	334 89	615 99	17 77	5,800 16
Virginian	8,750,000 00	17,062 50	75,945 40	115,880 41	9,506 36	1,065 85
Kanawha & W. Va. R. R.	859,000 00					217,494 67
Wheeling Terminal Ry.	850,000 00	1,657 52	4,068 00	6,799 82	5,005 04	17,560 38
W. Va. Northern R. R.	40,000 00	78 00	270 90	629 73	6 76	685 48
W. Va. Northern R. R.	150,000 00	292 50	1,243 12	2,061 00	272 03	4,498 65
Walkersville & Ireland R. R.	30,000 00	48 50	272 02	318 83	19 50	688 85
Winding Gulf R. R.	5,000 00	9 75	24 86	59 96		94 57
Winifred R. R.	1,158 00	2 28	6 65	17 95	8 47	34 33
W. Va. Midland R. R.	150,000 00	292 50	1,872 00	2,720 25		4,864 75
	100,000 00	185 02	887 91	1,337 88	17 86	1,938 67

**STATEMENT LXXII—Continued**  
**Assessed Value of Railroads and Taxes Paid Thereon for 1921**

	Valuation	Amount of State Tax	Amount of County Tax	Amount of District Tax	Amount of Municipal Tax	Grand Total
Western Maryland R. R. (Main Line).....	5,479,434 00	10,684 89	44,368 70	52,781 65	5,588 11	113,423 35
Keyser Branch.....	17,307 00	34 73	138 90	260 43	138 90	572 96
Elk Garden & Hartmanville Branch.....	214,798 00	418 86	2,092 73	1,403 17	5 15	3,919 91
Davis Branch.....	131,771 00	256 95	1,039 73	2,000 77	164 27	3,461 72
Huttonville Branch.....	301,664 00	588 24	2,444 46	2,494 47	194 85	5,722 02
Durbin Branch.....	1,122,945 00	2,189 76	9,515 90	10,558 53	186 66	22,450 85
Belington Branch.....	132,291 00	257 97	919 20	1,206 16	242 38	2,625 71
Dartmouth Branch.....	22,728 00	44 32	149 06	221 00	51 69	466 07
Cherry Run Branch.....	75,841 00	147 89	517 61	554 59	.....	1,220 09
Charlton Branch.....	721 00	1 40	4 92	5 76	.....	12 08
<b>Total.....</b>	<b>\$ 192,937,950 00</b>	<b>\$ 376,229 14</b>	<b>\$ 1,511,615 32</b>	<b>\$ 2,014,095 11</b>	<b>\$ 250,870 02</b>	<b>\$ 4,152,809 59</b>

STATEMENT LXXIII  
Assessed Value of Car Lines, Street Railways, Bridge and Express Companies and Taxes Paid Thereon for 1921

	Valuation	Amount of State Tax	Amount of County Tax	Amount of District Tax	Amount of Municipal Tax	Grand Total
<b>PRIVATE CAR LINES</b>						
American Refrigerator Transit Company	7,300 00	14 23	43 64	45 44	2 37	105 68
Armour & Co.	12,306 00	23 98	86 00	82 09	7 02	199 08
Cudahy Packing Company	1,960 00	3 82	15 66	17 75	3 80	41 08
Eastern Refining Company	30,000 00	58 50	233 02	389 03	186 44	858 99
Empire Refractories, Inc.	3,500 00	6 82	15 36	49 82	34 13	106 13
Fruit Growers Express, Inc.	5,532 00	10 81	43 27	41 11	4 90	100 14
H. C. Frick Coke Company	1,500 00	2 93	12 72	15 50	3 15	31 16
Interstate Tank Company	2,500 00	4 37	18 77	35 59	6 49	64 72
Morris & Company Refrigerator and Tank Lines	9,978 00	19 46	61 67	100 96	2 62	214 31
Monongahela Valley Traction Company	183,600 00	358 08	1,282 31	1,069 75	487 50	4,047 61
New England Fuel and Transportation Company	150,000 00	292 50	1,360 12	1,010 44	13 16	2,669 06
Ohio Valley Refining Company	21,000 00	40 96	150 64	172 09	13 16	376 84
Pullman Company	465,770 00	908 35	3,568 54	4,491 87	521 73	9,509 99
Paragon Refining Company	1,200 00	2 34	3 86	12 63	5 80	246 68
Standard Asphalt & Refining Co.	600 00	1 17	4 09	6 85	4 09	16 20
Swift Refrigerator Transportation Company	12,102 00	23 99	121 33	128 16	20 40	293 48
Tanner Extract Company	4,800 00	9 55	46 82	53 08	108 45	218 50
Texas Company	34,200 00	66 69	342 86	432 87	58 46	108 45
Transcontinental Oil Company	15,400 00	30 02	93 94	170 96	92 14	327 06
Union Refrigerator Transit Company	2,070 00	4 04	10 10	32 09	15 14	61 37
Union Tank Company	86,625 00	168 94	737 24	1,029 45	60 11	2,006 74
Wilson Car Lines	6,369 00	12 39	52 53	72 14	14 28	161 34
<b>Total</b>	<b>1,058,412 00</b>	<b>2,064 00</b>	<b>8,333 99</b>	<b>10,374 04</b>	<b>1,501 63</b>	<b>22,273 66</b>
<b>STREET RAILWAY COMPANIES</b>						
Charleston Interurban R. R.	1,700,000 00	3,315 00	14,862 95	19,603 07	6,896 34	44,679 36
Charleston-Dunbar Traction Company	250,000 00	487 50	2,169 33	2,823 01	1,227 46	6,769 30
City Railway	225,000 00	438 75	1,486 56	1,913 30	884 07	4,524 97
Craton Light & Power Co.	100,000 00	195 00	3,774 50	10,168 15	682 80	2,700 75
Kanawha Traction & Electric Co.	1,000,000 00	1,985 00	3,914 53	10,168 15	3,250 19	19,079 84
Lewisburg & Nonceverte Electric Railway	25,000 00	48 75	214 33	308 15	108 45	646 95
Monongahela Valley Traction Company	7,000 00	13 65	46,768 99	84,368 59	18,625 49	163,890 31
Newtown & Wheeling Railway	20,000 00	31 85	118 67	148 59	84 12	275 16
Newtown & Wheeling Railway	150,000 00	292 50	1,292 80	1,170 36	86 32	2,762 98
Newtown & Wheeling Railway	100,000 00	195 00	887 96	1,170 36	63 77	2,247 25
Ohio Valley Electric Railway Co.	1,000,000 00	1,970 00	5,793 56	15,023 24	6,377 50	23,144 30
Pan Handle Traction Company	600,000 00	1,170 00	3,910 86	6,293 36	2,044 94	13,371 49
Princeton Power Company	475,000 00	928 25	3,310 46	5,185 10	2,422 88	11,846 69

STATEMENT LXXIII—Continued

	Valuation	Amount of State Tax	Amount of County Tax	Amount of District Tax	Amount of Municipal Tax	Grand Total
Steubenville, Wellburg & Warton Railway.....	450,000 00	877.51	3,483.62	5,244.93	1,435.33	11,041.39
Steubenville, East Liverpool & Beaver Valley Traction Co.....	200,000 00	390.00	1,579.50	2,242.50	975.00	5,187.00
Steubenville & New Martinsville Traction Co.....	105,658 00	206.04	782.86	1,044.33	181.03	2,214.26
Tyler Traction Company.....	140,000 00	273.00	1,142.21	1,240.20	171.75	2,827.16
Union Traction Company.....	50,000 00	97.50	341.25	706.87	419.25	1,564.87
Wellburg, Bethany & Washington R.R.Way.....	40,000 00	78.00	329.06	341.64	53.43	802.13
Wheeling Public Service.....	1,000,000 00	1,950.00	4,875.00	10,257.00	5,704.88	22,786.88
West Virginia Utilities.....	475,000 00	926.25	3,241.87	6,588.56	3,834.19	14,590.87
Wheeling Traction Company.....	1,650,000 00	3,217.50	7,636.75	13,946.26	8,995.92	33,796.43
Total.....	\$ 16,742,658.00	\$ 32,648.22	\$ 108,206.62	\$ 190,826.63	\$ 64,475.59	\$ 396,157.06
BRIDGE AND FERRY COMPANIES						
Harpers Ferry & London Bridge.....	25,000 00	48.75	113.34	231.56	96.50	491.15
Harpers Ferry & Fologmao Bridge.....	1,500 00	2.92	6.81	13.89	5.85	29.47
Hinton Toll Bridge.....	45,000 00	87.75	463.61	530.89	23.16	1,105.41
Kanawha City Bridge.....	260,000 00	507.00	2,091.37	2,801.18	1,533.67	6,933.22
Ky. & W. Va. Bridge.....	13,500 00	24.37	92.63	231.56	109.69	458.25
Louis & Fort Gay Bridge.....	11,000 00	21.45	85.80	106.71	42.90	256.86
Montgomery & Channelon Bridge.....	90,000 00	175.50	693.57	1,557.56	131.62	2,788.25
Marietta Parkersburg Bridge.....	315,000 00	614.25	1,237.59	2,878.52	1,102.86	5,833.22
Parkersburg-Ohio Bridge.....	175,000 00	341.30	611.81	1,814.75	365.63	3,161.44
Steubenville Bridge.....	275,000 00	536.25	2,332.69	2,842.12	1,112	5,711.06
Virginia & Maryland Bridge.....	2,000 00	3.90	9.07	11.50	11.12	35.59
Wheeling Bridge.....	260,000 00	507.00	1,267.50	2,053.35	1,546.35	5,374.20
Wheeling & Belmont Bridge.....	3,25,000 00	633.75	1,584.37	2,566.69	1,932.94	6,717.75
Total.....	\$ 1,797,000 00	\$ 3,504.19	\$ 10,820.16	\$ 17,668.28	\$ 6,903.29	\$ 38,895.87
EXPRESS COMPANY						
American Express Company.....	\$ 350,000 00	\$ 682.48	\$ 2,676.90	\$ 3,725.92	\$ 659.29	\$ 7,744.59

STATEMENT LXXIV  
Assessed Value of Telephone and Telegraph Companies and Taxes Paid Thereon for 1921

	Valuation	Amount of State Tax	Amount of County Tax	Amount of District Tax	Amount of Municipal Tax	Grand Total
American Telephone & Telegraph Company of West Virginia.....	\$ 400,000 00	780.02	2,975.31	3,886.90	782.88	8,376.91
Amos Telephone Company.....	8,000 00	16.60	64.78	86.76	25.97	171.71
Atlanta Telephone Company.....	3,000 00	6.00	21.00	28.50	8.50	59.00
Burns, Oakland & Terra Alta Telephone Co.....	200 00	3.95	2.76	3.64	1.04	11.39
Big Hurricane Telephone Company.....	202 00	1.36	4.78	6.49	1.91	14.54
Birdsley Springs Telephone Company.....	225 00	4.36	15.43	17.36	5.20	37.20
Bluefield Telephone Company.....	225,000 00	438.70	1,618.43	2,010.28	1,806.08	6,671.63
Beres & Sub Telephone Co.....	11,000 00	21.46	63.31	87.88	21.46	184.09
Bethany Telephone Company.....	1,500 00	2.83	11.89	16.00	3.90	24.62
Big Four Telephone Company.....	3,000 00	5.83	9.01	13.89	3.90	22.63
Barbourville Telephone Company.....	3,000 00	5.83	14.09	19.02	20.47	49.41
Bridgeport Telephone Company.....	3,000 00	5.83	10.66	16.01	1.44	23.94
Buffalo Telephone Company.....	2,700 00	5.26	19.38	25.94	1.44	36.97
Burton & Uniontown Telephone Co.....	200 00	3.50	9.88	13.38	.....	26.76
Brueton Telephone Company.....	550 00	1.09	3.45	4.69	.....	6.23
Brandenburg & Terra Alta Telephone Company.....	495 00	1.23	4.26	5.64	.....	7.13
Bluestone Mutual Telephone Company.....	800 00	1.59	5.78	7.37	.....	10.74
Beverly & Marlinton Telephone Co.....	1,200 00	4.80	17.02	23.07	1.60	36.49
Bethel-Hansen Telephone Company.....	1,200 00	2.53	11.82	16.01	.....	20.36
Chesapeake & Potomac Telephone Co.....	7,000,000 00	13,640.93	44,884.76	62,441.81	34,262.28	170,267.63
Chester Telephone Company.....	1,075 00	3.87	18.17	22.19	2.83	47.06
Citizen United Telephone Company.....	1,425 00	2.82	8.16	10.98	.....	14.14
Citizens Telephone Company.....	1,000 00	2.70	9.46	12.16	.....	15.32
Cameron Telephone Company.....	2,000 00	5.95	21.51	27.46	1.47	34.34
Citizens Telephone Company of Rockport, W. Va.....	2,500 00	4.86	13.23	18.09	10.72	33.68
Clarkburg Telephone Company.....	2,600 00	1.17	6.27	7.44	.....	11.18
Clarkburg & Washington Telephone Co.....	1,700 00	3.31	10.71	14.02	.....	17.74
Cox's Lanthier Telephone Company.....	1,250 00	3.68	9.22	12.90	.....	15.72
Dunham Telephone Company.....	2,700 00	5.26	14.77	19.86	.....	25.09
Deep Valley Telephone Company.....	750 00	1.48	4.92	6.40	.....	8.88
Deep Valley Telephone Company.....	675 00	1.33	6.27	7.60	9.97	14.08
East Side Telephone Company.....	2,900 00	4.20	13.40	17.60	.....	22.20
East Side Telephone Company.....	1,100 00	2.15	7.70	9.85	.....	12.00
Edison Telephone Company.....	1,900 00	3.70	12.87	16.57	.....	20.80
Edwards, Butler, Uphand & Glenwood Telephone Co.....	1,075 00	2.10	8.05	10.15	.....	12.25
Enterprise Telephone Company.....	6,000 00	1.58	9.91	11.49	.....	13.00
Enterprise Mutual Telephone Company.....	6,000 00	11.70	38.18	50.58	.....	66.92
Franklin Telephone Company.....	2,870 00	5.50	22.87	29.37	.....	35.74
Franklin Telephone Company.....	1,600 00	3.12	11.98	15.10	1.02	19.22
Farmers Union Telephone Company.....	.....	.....	.....	18.77	.....	34.89

STATEMENT LXIV—Continued  
Assessed Value of Telephone and Telegraph Companies and Taxes Paid Thereon for 1921

	Valuation	Amount of State Tax	Amount of County Tax	Amount of District Tax	Amount of Municipal Tax	Grand Total
Frankford Telephone Company.....	2,675 00	5 21	21 28	27 60	1 51	55 60
Fairmont & Western Telephone Co.....	600 00	1 17	4 68	6 72	.....	12 57
Farmers Mutual Telephone Company.....	995 00	1 85	6 70	8 98	.....	17 72
Farmers Rural Telephone Company of Vernon, W. Va.....	425 00	1 84	2 96	4 45	.....	8 25
Farmers Rural Telephone Company of Merion, Pa.....	1,500 00	2 92	15 36	10 24	.....	28 52
Finch Telephone Company.....	1,000 00	1 95	7 87	8 15	.....	17 97
Flat Lock Telephone Company.....	375 00	1 74	4 21	2 20	.....	7 94
Gassaway Telephone Company.....	2,400 00	4 68	15 02	23 50	.....	50 70
Gauley Bridge, Summersville & Camden Telephone Co.....	3,000 00	5 85	18 57	18 81	7 41	60 70
Green Sulphur Mutual Telephone Company.....	300 00	3 58	3 22	2 22	1 07	44 30
Glade Valley Telephone Company.....	2,075 00	4 05	14 19	25 02	.....	48 62
Greenville Telephone Company.....	1,200 00	2 34	8 52	11 87	.....	22 73
Guyan Telephone Company.....	1,900 00	3 70	18 30	23 72	2 43	48 24
Hills & Brown's Creek Mutual Telephone Co.....	200 00	3 39	1 17	1 19	.....	2 75
Hardy Mutual Telephone Company.....	925 00	1 81	6 71	6 22	.....	14 73
Inland Telephone & Telegraph Co.....	8,000 00	15 60	56 38	69 88	.....	151 43
Independent Home Telephone Company.....	2,250 00	4 39	14 39	20 16	9 57	38 94
Jefferson County Telephone Company.....	75,000 00	146 25	412 92	453 15	151 14	1,163 46
Lincoln County Telephone Company.....	1,625 00	3 18	14 73	13 93	.....	31 84
Longdale Independent Telephone Company.....	3,000 00	5 85	33 57	25 94	.....	65 36
Lansing Telephone Company.....	2,650 00	5 16	22 79	25 50	.....	54 15
Limestone Telephone Company.....	35,000 00	68 25	278 14	415 06	121 22	882 47
Marlington & Academy Telephone Company.....	1,520 00	2 96	8 53	18 19	.....	30 54
Marlington & Elk Mutual Telephone Co.....	500 00	2 97	2 93	4 34	.....	8 24
Marlington & Stony Creek Telephone Co.....	600 00	1 17	3 51	5 21	.....	9 89
Marlington & Clover Lick Telephone Co.....	2,500 00	4 85	13 58	8 81	.....	16 23
Marlinton, Knapps Creek & Dilly Mill Mutual Telephone Co.....	2,400 00	4 88	15 97	14 87	4 87	38 20
Monroe Mutual Telephone Company.....	1,200 00	2 35	6 29	12 87	.....	27 20
Millon Telephone Company.....	3,000 00	5 85	20 41	30 32	5 60	67 63
Masondown Telephone Company.....	1,200 00	2 34	8 19	10 81	1 35	21 34
Marie Telephone Company.....	4,500 00	3 32	13 55	20 92	3 60	41 39
Mt. Lookout Telephone Company.....	1,700 00	8 77	28 53	36 85	.....	74 15
M. K. Duty Telephone Company.....	175 00	3 35	1 49	1 42	.....	3 26
North Bend & Southern Telephone Co.....	2,500 00	4 80	17 59	20 90	.....	43 37
North Fayette Telephone Company.....	4,500 00	8 77	44 75	39 49	.....	93 01
North River Telephone Company.....	400 00	3 32	2 92	2 92	.....	7 02
Newville Telephone Company.....	1,200 00	2 35	9 06	8 98	.....	20 39
Odd Telephone Company.....	4,200 00	8 19	35 71	43 70	.....	87 60

Oakland Telephone Company.....	2,400.00	17 71	13 49			
Oakvale Telephone Company.....	1,860.00	7 15	12 78			
Oak Hill Telephone Company.....	5,000.00	45 90	77 94			
Petalum Telephone Company.....	1,500.00	13 67	14 30	1 42		
Forest Telephone-Cable Company.....	48,000.00	329 61	504 02	121 08		
Richard Telephone Company.....	8,000.00	51 93	54 58	4 66		
Flushing Telephone Company.....	4,000.00	7 80	50 83	4 72		
Footsides Telephone Company.....	4,850.00	8 86	43 63	8 47		
Fruitytown Telephone System.....	40,000.00	77 98	270 36	29 83		
Frederick Telephone Company.....	1,800.00	3 51	10 41			
Frederick Telephone Co.....	3,200.00	6 24	19 36			
Frontier Telephone Company.....	15,000.00	28 23	106 66	5 24		
Rock Telephone Company.....	200.00	1 48	1 52			
Rockville & Rutwood Telephone Company.....	900.00	1 75	6 31			
Roseburg Telephone Company.....	525.00	1 23	5 62			
Rio & Minnery Telephone Co.....	1,760.00	3 43	13 25			
Seven Mile Telephone Company.....	500.00	3 18	3 68			
Sherida Telephone Company.....	7,000.00	13 65	50 19	1 37		
Short Line Telephone Company.....	11,000.00	21 45	68 24	11 01		
Shannon Union Telephone Company.....	2,660.00	6 19	19 20	12 72		
Silver Hill Telephone Company.....	1,650.00	3 21	37 37			
Slaterville Telephone Company.....	900.00	9 61	10 18			
St. Cloud Telephone Company.....	900.00	7 48	7 17			
Stammers & McGee Mutual Telephone Co.....	800.00	1 78	7 20	1 19		
Tri-District Telephone Company.....	900.00	1 57	6 44			
Trap Hill Telephone Company.....	5,000.00	7 75	4 64			
Turkey Hook Telephone Company.....	2,275.00	9 75	61 83	5 64		
United Telephone Company.....	7,000.00	4 44	31 90			
United American Telephone Company of West Virginia.....	15,000.00	13 65	49 45	16 66		
United Farmers Telephone Company.....	2,200.00	29 24	74 33	87 79		
Union Telephone Company.....	915.00	4 29	15 40	3 90		
Wabeno, Buffalo & Whitford Telephone Company.....	1,225.00	1 80	6 31			
Waco Telephone Company.....	5,200.00	2 40	10 57	1 54		
Wadsworth Telephone Company.....	7,000.00	10 14	39 10			
Wester Telephone Company.....	13,310.00	1 36	5 80			
W. S. Mutual Telephone Association.....	6,000.00	25 97	92 43			
Wellsburg Home Telephone Company.....	1,000,000.00	11 70	71 96	42 76		
Western Union Telegraph Company.....		1,950 08	9 721 48	1,466 17		
Total.....	\$ 9,102,268 00	\$ 17,719 57	\$ 98,156 81	\$ 34,042 29	\$ 214,873 64	

STATEMENT LXXV  
Assessed Value of Pipe Lines and Oil and Gas Companies and Taxes Paid Thereon for 1921

	Valuation	Amount of State Tax	Amount of County Tax	Amount of District Tax	Amount of Municipal Tax	Grand Total
Alpurn Oil & Gas Co.....	\$ 200,000.00	390.00	1,150.92	2,060.98	82.60	3,684.50
Bridgport Natural Gas & Oil Co.....	80,000.00	156.00	429.78	820.72	163.73	1,572.21
Bailey Gas Company.....	30,000.00	58.50	208.30	204.60	6.58	477.98
Buckhannon Fuel Company.....	15,000.00	29.25	99.00	176.03	49.38	258.66
Bluefield Gas & Power Co.....	75,000.00	146.25	469.94	819.00	731.25	2,166.44
Cameron Heat & Light Co.....	45,000.00	87.75	243.18	228.74	47.53	607.17
Comet Oil & Gas Co.....	100,000.00	195.00	825.23	583.06	16.45	1,619.74
City & Suburban Gas Co.....	300,000.00	585.00	1,462.49	2,290.29	608.60	4,946.38
Charles Town Heat & Light Co.....	10,000.00	19.50	45.34	55.58	48.75	169.17
Centerville Pipe Line & Gas Co.....	1,000.00	1.95	6.11	6.72	.23	15.01
Charleston-Dunbar Natural Gas Company.....	700,000.00	1,365.00	6,683.44	7,548.84	629.07	16,228.35
Carnegie Natural Gas Company.....	5,000,000.00	9,750.04	38,216.49	39,464.03	.....	87,430.56
Clarksburg Light & Heat Co.....	1,520,054.00	2,964.10	8,510.04	19,771.63	2,348.25	33,694.02
Columbia Gas & Light Co.....	7,000,000.00	13,650.00	61,994.11	63,309.43	.....	138,953.54
Eureka Pipe Line Company.....	13,250,000.00	25,837.58	100,869.57	106,819.79	8,179.70	241,726.64
Gassaway Gas Company.....	25,000.00	48.75	147.96	323.31	128.46	648.48
Glenville Natural Gas Company.....	25,000.00	48.75	183.56	133.97	22.88	369.16
G. B. Travis Gas Company.....	5,000.00	9.75	25.35	22.43	.....	57.53
Godfrey L. Cabot (Calhoun County Property).....	430,000.00	838.50	5,391.75	2,383.39	117.00	8,730.64
Godfrey L. Cabot (Calhoun County Property).....	104,000.00	202.80	833.14	1,142.29	24.38	2,202.61
Godfrey L. Cabot (Kan & Fay Property).....	40,000.00	78.00	476.00	703.56	.....	1,257.56
Godfrey L. Cabot (Roane County Property).....	250,000.00	487.50	2,025.89	1,430.52	81.90	4,025.00
Godfrey L. Cabot (Salem & Bristol).....	100,000.00	195.00	647.89	882.86	207.19	1,832.94
Home Petroleum & Natural Gas Co.....	35,000.00	68.25	232.64	431.52	128.20	860.61
Herman Moore (Gas Property).....	8,000.00	15.60	77.03	62.40	.....	155.03
Harshbarger Oil & Gas Co.....	125,000.00	243.75	765.36	1,340.62	116.26	2,465.99
Hope Natural Gas Company.....	34,350,000.00	66,982.52	237,936.20	268,642.63	9,289.55	582,850.90
Huntington Development & Gas Co.....	2,000,000.00	3,900.04	15,998.03	20,303.94	3,294.07	43,496.08
Imperial Oil & Gas Products Co.....	500,000.00	975.03	3,293.11	2,786.55	29.39	7,054.08
J. B. Gather Gas Company.....	10,000.00	19.50	82.88	78.00	.....	180.38
Jane Lew Light & Heat Co.....	8,000.00	15.60	56.87	69.82	22.12	164.41
Keeners Oil, Natural Gas & Fuel Co.....	150,000.00	292.50	640.77	1,136.82	318.45	2,388.54
King & Kingrey (Gas Property).....	20,000.00	39.00	168.19	224.25	9.75	441.19
Lumberport Gas Company.....	50,000.00	97.50	256.16	532.67	169.59	1,055.92
Light Fuel & Power Co.....	40,000.00	78.00	261.24	321.55	704.47	1,365.26
Mountain State Gas Company.....	150,000.00	292.51	1,826.19	2,612.47	.....	4,731.17
Manufacturers Gas & Electric Light Co.....	40,000.00	78.00	291.04	335.98	127.56	832.58
Montgomery Gas Company.....	175,000.00	341.25	2,094.10	3,149.45	70.20	5,655.00
Marionburg Heat & Light Co.....	70,000.00	136.50	341.25	784.40	559.65	1,801.80



STATEMENT LXIV—Continued  
Assessed Value of Pipe Lines and Oil and Gas Companies and Taxes Paid Thereon for 1921

	Valuation	Amount of State Tax	Amount of County Tax	Amount of District Tax	Amount of Municipal Tax	Grand Total
Manufacturers Light & Heat Company of Pennsylvania.....	10,000,000.00	19,500.06	71,839.41	77,777.55	5,421.25	174,338.27
Monaca Valley Traction Company (Gas Dept.).....	1,200,000.00	2,340.04	8,668.73	15,019.32	3,818.60	29,876.69
Northern Natural Gas Company.....	25,000.00	48.77	197.19	288.24	69.99	874.19
Natural Gas Company of West Virginia.....	4,250,000.00	8,277.48	2,199.36	3,908.08	1,773.72	8,817.66
Ohio Fuel Company.....	35,000.00	48.75	43,306.20	33,095.27	87.25	84,806.20
Point Pleasant Natural Gas Company.....	1,000,000.00	1,950.01	7,375.83	335.40	183.56	779.05
Pure Oil Pipe Line Company.....	10,500,000.00	20,474.99	72,391.47	8,393.37	16.09	17,725.20
Pittsburgh & West Virginia Gas Co.....	15,000.00	29.25	112.61	77,692.56	2,406.08	172,964.10
Peytona Gas Company.....	127,860.00	249.33	701.87	1,012.90	248.63	2,312.73
Raccoon Gas Company.....	300,000.00	585.00	2,616.47	2,655.05	654.26	6,510.78
Randall Gas Company.....	9,000,000.00	17,549.96	48,517.39	54,081.14	610.44	120,768.93
Reserve Gas Company.....	1,000.00	1.95	5.36	6.73	1.95	15.99
Rose Dale Fuel & Water Co.....	820.00	1.60	6.12	8.39	2.76	18.87
Reno Gas Company.....	20,000.00	39.00	140.42	142.62	29.00	351.04
Shield Oil & Gas Co.....	6,000.00	11.70	42.71	85.41	190.71	190.71
Shingston Gas Company.....	30,000.00	58.50	329.55	254.47	50.89	642.53
Sun Transportation Company.....	1,500.00	2.92	10.97	7.61	.....	23.21
Troy Oil & Gas Company.....	17,000,000.00	33,150.05	159,132.88	168,068.93	16,203.87	376,575.73
United Fuel Gas Company.....	1,500.00	2.93	16.38	8.92	1.71	28.33
Virgil I. Allen Exakte (Gas Dept.).....	30,000.00	58.50	252.39	299.39	3.07	613.49
Valvoline Pipe Lines Department of Valvoline Oil Works, Ltd.....	600,000.00	1,170.00	5,252.20	5,677.07	1,698.49	13,785.76
W. Va. Utilities Company (Gas Dept.).....	60,000.00	117.00	425.38	512.56	70.85	1,125.79
W. Va. Heat & Light Co.....	275,000.00	536.25	1,873.88	2,196.81	.....	4,606.64
W. Va. Pipe Lines Company.....	1,000,000.00	1,950.02	6,349.59	6,914.88	744.30	15,968.79
W. Va. Central Gas Company.....	800,000.00	1,559.99	5,647.81	7,004.14	791.89	15,003.46
West Union Gas Company.....	50,000.00	97.50	419.81	431.66	95.65	1,034.62
West Virginia Gas Company.....	15,000.00	29.25	126.51	137.47	26.33	1,319.56
Total.....	\$ 123,819,734.00	\$ 241,448.82	\$ 833,574.81	\$ 1,020,133.20	\$ 62,611.12	\$ 2,257,767.95

STATEMENT LXXVI

Assessed Value of Water, Light and Power Companies and Taxes Paid Thereon for 1921

	Valuation	Amount of State Tax	Amount of County Tax	Amount of District Tax	Amount of Municipal Tax	Grand Total
Appalachian Power Company.....	\$ 3,600,000 00	7,020 01	28,936 72	47,076 20	5,824 10	88,867 03
Athens Power Company.....	6,000 00	11 70	41 07	61 66	13 65	128 08
Bullock Realty Company (Elec. Dept.).....	11 70	11 70	50 90	52 65	20 47	135 72
Buckhannon Light & Water Co.....	75,000 00	146 25	438 75	1,360 13	433 87	2,379 00
Benwood & McMechen Consolidated Water Company.....	50,000 00	97 50	197 93	487 50	234 00	1,016 93
Beekley Electric Light & Power Co.....	95,000 00	185 25	685 55	1,413 09	618 31	2,902 20
Bluefield Workers Works & Improvements Co.....	300,000 00	585 00	2,029 98	3,205 78	2,222 74	8,043 76
Bethany Improvement Association.....	5,000 00	9 75	35 10	37 54	24 37	106 56
Berkeley Springs Water Works Company.....	10,000 00	19 50	68 25	116 03	203 78	418 56
Bellepoint Water Works Company.....	1,500 00	2 93	14 92	23 40	11 76	53 02
Bramwell Water Company.....	17,500 00	34 12	129 03	260 29	11 76	435 20
Barboursville Water & Light Co.....	3,000 00	5 85	14 62	32 18	21 94	74 59
Brooke Electric Company.....	350,000 00	682 50	2,896 05	4,071 70	88 62	7,738 87
Cherry River Boom & Lumber Co. (Water & Elec. Dept.).....	25,000 00	48 75	115 78	441 19	121 88	727 60
Consumers Heat, Light, Water & Power Co.....	50,000 00	48 75	175 43	146 67	243 75	370 85
Charles Town Water Company.....	25,000 00	97 50	226 69	277 88	84 52	686 59
Cattleshurg, Kenova & Ceredo Water Co.....	30,000 00	58 50	234 00	446 06	190 13	928 69
Clendenin Water, Light & Fuel Co.....	12,000 00	23 40	120 51	129 29	117 00	390 20
Ceredo Water & Light Co.....	15,000 00	29 25	120 19	187 39	87 51	424 34
Consolidated Light, Heat & Power Co.....	1,500,000 00	2,925 00	10,361 20	22,531 20	9,856 99	45,654 39
Clarksburg Gas & Electric Co.....	500,000 00	975 00	2,223 81	6,519 66	4,874 61	14,393 08
Dunbar Land Company (Water Dept.).....	20,000 00	39 00	218 40	243 75	97 50	598 65
Elkins Power Company.....	75,000 00	146 25	548 44	1,098 88	533 81	2,325 38
Fayette Public Service Corporation.....	12,000 00	23 40	104 72	189 54	54 60	372 26
Flat Top Lee & Storage Co.....	30,000 00	58 50	187 20	488 00	117 00	830 70
Farmers Exchange (Elec. Dept.).....	6,000 00	11 70	38 25	58 50	20 33	129 78
Fairview Electric Light & Power Co.....	3,500 00	6 83	25 25	31 40	32 42	95 94
Follansbee Water & Light Co.....	50,000 00	97 50	358 31	516 75	219 38	992 96
Goodsell Utility Company.....	8,000 00	15 60	50 70	11 70	19 50	97 50
Gee Electric Company.....	2,500 00	4 88	12 19	19 74	14 87	51 68
Gassaway Development Company.....	15,000 00	29 35	80 44	187 44	125 51	431 44
G. H. Brady Water Company.....	1,200 00	2 34	7 02	7 02	5 85	22 33
Glenville Water & Light Co.....	6,000 00	11 70	38 08	50 02	17 85	117 30
Glendale Water Company.....	4,000 00	7 80	29 25	74 10	128 70	168 70
Horne Light Company.....	4,000 00	7 80	29 25	43 29	103 74	163 74
Hickman Power Company.....	200,000 00	39 00	148 20	188 25	23 40	372 45
Hickory Flats Light Line Company.....	200 00	39 00	1 72	2 91	.....	5 02
Huntington Water Corporation.....	1,000,000 00	1,950 00	4,875 00	15,502 30	7,312 50	29,640 00
Hendricks Water Company.....	2,000 00	3 90	9 75	59 20	9 75	82 80

Hinton Water & Light Supply Co.....	146 25	636 19	1,170 00	645 94	2,598 38
Hambledon Water Company.....	4 87	12 19	36 51	10 97	64 84
Hancock County Electric Company.....	390 01	1,794 25	2,420 20	311 51	4,826 06
Harpers Ferry Electric Light & Power Co.	23 40	54 20	111 15	47 37	236 32
J. A. Parks (Elec. Plant).....	9 74	23 84	52 65	34 37	122 61
Kingwood Water Company.....	19 50	95 25	182 62	48 78	316 82
Kimball Light & Water Co.....	48 75	148 69	322 32	109 69	745 88
Keyser Electric Company.....	97 50	390 00	731 25	380 00	1,608 75
Kentucky & West Virginia Power Co.	1,170 00	5,322 23	8,853 98	111 64	15,487 85
Logan Water Works Company.....	68 25	419 74	566 48	170 62	1,225 09
Lowland Light & Water Co.....	19 50	48 75	131 75	85 12	285 00
Loop Creek Bottling Company.....	98	4 24	7 90	4 87	17 99
Logan County Light & Power Co.....	3,120 00	21,003 45	26,376 18	229 13	50,728 76
Matewan Light & Power Co.....	13 65	62 11	84 63	114 66	160 39
Montgomery Utilities Company.....	39 00	140 67	358 88	653 21	653 21
Mountain Milling Company.....	35 10	131 63	221 13	70 20	458 06
Mount Hope Electric Power & Water Co.	19 50	84 83	157 95	97 50	359 78
Montgomery Light & Water Improvement Co.	48 75	173 06	448 50	146 25	816 56
Moundsville Water Company.....	110 00 00	404 19	1,177 35	528 26	2,324 30
Monongah Service Company.....	175 50	763 06	961 98	59 77	1,960 32
Mountain State Electric Company.....	9 75	41 44	58 50	17 06	126 75
Middlebourn Water Company.....	15 60	55 58	84 24	26 62	182 04
Matoaka Water Works Company.....	11 70	42 07	91 01	152 23	182 23
Matoaka Electric Power Company.....	78 00	291 41	599 02	22 23	990 66
Madison Water & Light Co.....	23 40	76 05	87 75	245 70	245 70
Newall Water & Power Co.....	97 50	443 63	585 00	58 50	1,126 13
New Cumberland Water & Gas Co.....	29 25	122 33	221 97	90 98	464 53
Northern Virginia Power Company.....	1,560 01	4,617 50	7,095 35	514 36	13,788 22
Parsons Electric Company.....	13 65	36 00	103 06	27 79	180 50
Preston County Coke Company (Elec. Dept.)	19 50	49 32	109 95	21 52	200 29
Pt. Pleasant Water & Light Co.....	195 00	970 13	455 05	593 78	2,913 96
Princeton Water Works Company.....	175 50	620 82	1,304 20	466 24	2,566 76
Pocahontas Light & Water Co.....	19 50	75 08	99 45	194 03	194 03
Park Spring Water Company.....	2 93	7 31	17 55	7 07	34 86
Pratt Water Works Company.....	3 90	22 04	36 27	2 92	65 13
Potomac Light & Power Co.....	975 01	3,063 58	3,834 34	1,261 80	9,264 73
Piedmont Electric Light & Power Co.....	39 00	184 67	224 25	97 50	516 75
Port Hill Water Works.....	117 00	456 07	678 16	238 37	1,518 20
Salem Electric Light Company.....	40 00 00	212 36	760 50	122 65	1,173 51
St. Mary's Power & Light Co.....	35 10	122 85	228 15	78 98	465 08
Shepherd Power Light & Water Co.....	15 00 00	68 01	98 29	83 38	266 91
Shinnston Power Light Co.....	10 00 00	71 17	142 35	317 85	317 85
Shinnston Water Company.....	19 50	80 92	106 28	58 30	265 20
Spencer Water & Ice Co.....	40 00 00	303 23	342 61	128 70	852 54
St. Albans Light, Water & Ice Co.....	117 00	485 55	1,053 00	468 00	2,123 55
St. Albans Electric Power.....	3 90	18 53	24 18	14 46	46 61
Suburban Water Company.....	10 00 00	146 25	146 25	30 90	268 57
Sutton Electric Light, Power & Water Co.	20 00 00	60 73	262 75	59 12	438 70
Tygart Valley Water Company.....	39 00	55 83	262 75	117 00	518 70
Terra Alta Water Company.....	20,000 00	146 25	216 45		

STATEMENT LXXVI—Continued  
Assessed Value of Water, Light and Power Companies and Taxes Paid Thereon for 1921

	Valuation	Amount of State Tax	Amount of County Tax	Amount of District Tax	Amount of Municipal Tax	Grand Total
Union Power Company.....	15,000.00	29.25	124.31	201.82	78.13	428.51
Virginia Power Company.....	3,000,000.00	5,850.02	31,247.95	44,133.47	238.87	81,470.31
Virginia Western Power Company.....	200,000.00	390.00	1,783.25	2,164.30	705.79	5,043.34
Warwood Water & Light Co.....	30,000.00	58.50	146.25	384.88	238.26	837.89
Wheeling Public Service (Water & Elec.).....	125,000.00	243.75	609.38	1,456.67	645.67	2,955.45
W. Va. Utilities (Water Dept.) Morgantown.....	300,000.00	585.00	2,160.11	3,800.16	1,846.41	8,390.76
Western Electric Light, Power & Water Co.....	110,000.00	214.50	391.62	1,102.59	517.87	2,226.58
W. Va. Water & Electric Co.....	2,400,000.00	4,690.00	15,990.00	26,149.50	27,124.50	73,944.00
W. Va. Light & Traction Co.....	60,000.00	117.01	673.71	871.10	19.32	1,681.14
Wirt C. Ward Estate.....	1,000.00	1.85	6.24	13.65	1.95	23.79
Worthington Public Service Corporation.....	2,000.00	3.90	14.43	25.35	8.78	52.46
Whester Springs Water Works & Elec. Co.....	7,000.00	13.65	59.58	69.61	34.71	177.55
Williamstown Water, Light & Power Co.....	15,000.00	29.50	58.50	131.63	51.19	270.87
Wheeling Electric Company.....	2,156,561.00	4,205.29	10,183.60	18,925.99	11,727.35	45,042.23
Wellsburg Electric Light, Heat & Power Co.....	250,000.00	487.50	1,865.92	3,102.10	1,073.96	6,528.48
Williamson Electric Company.....	150,000.00	292.50	1,111.50	2,778.75	1,316.75	5,499.00
W. Va. Light, Heat & Power Co.....	225,000.00	438.77	1,665.07	2,818.30	1,240.98	6,183.12
Total.....	\$ 21,872,461.00\$	42,651.40\$	168,405.93\$	280,110.33\$	88,153.57\$	579,321.23

## STATEMENT LXXVII

## Distribution of Public Service Taxes to Counties for 1921 Taxes

COUNTIES	County	District
Barbour.....	\$ 14,413.68	\$ 22,318.16
Berkeley.....	33,948.27	34,633.00
Boone.....	18,130.87	15,130.17
Braxton.....	21,377.30	27,877.72
Brooks.....	41,692.72	52,535.12
Cabell.....	60,155.12	141,375.82
Calhoun.....	28,250.74	12,901.13
Clay.....	16,885.24	19,391.63
Doddridge.....	77,539.32	50,746.18
Fayette.....	107,940.81	100,750.29
Gibson.....	15,867.31	13,450.30
Grant.....	3,216.04	4,917.18
Greenbrier.....	28,766.75	40,646.11
Hampshire.....	19,524.91	17,737.13
Hancock.....	20,905.68	29,337.25
Hardy.....	2,157.42	1,962.31
Harrison.....	154,096.15	281,242.06
Jackson.....	23,843.78	23,525.05
Jefferson.....	25,574.58	30,260.39
Kanawha.....	314,074.69	375,230.05
Lewis.....	72,125.36	64,468.00
Lincoln.....	65,217.56	56,645.73
Logan.....	58,132.41	74,185.46
Marion.....	146,423.85	230,038.06
Marshall.....	70,784.82	93,399.42
Mason.....	39,213.49	34,386.79
Mercer.....	93,435.86	170,383.31
Mineral.....	49,659.10	52,913.44
Mingo.....	74,150.38	130,059.86
Monongalia.....	88,765.16	93,079.88
Monroe.....	4,521.45	5,838.62
Morgan.....	64,704.29	53,109.25
McDowell.....	118,036.49	197,968.01
Nicholas.....	5,908.14	7,017.28
Ohio.....	52,200.15	100,650.40
Pendleton.....	35.71	34.84
Pleasants.....	17,082.38	17,272.72
Pocahontas.....	14,875.11	23,480.58
Preston.....	52,470.08	81,683.48
Putnam.....	33,468.79	29,266.20
Raleigh.....	42,395.91	51,330.19
Randolph.....	28,290.64	29,479.28
Ritchie.....	55,861.20	64,296.82
Ross.....	47,505.65	37,583.00
Summers.....	39,371.94	30,628.30
Taylor.....	48,805.14	49,020.96
Tucker.....	11,648.55	21,435.70
Tyler.....	38,893.95	42,229.98
Upshur.....	9,795.90	14,819.56
Wayne.....	121,934.41	150,889.73
Webster.....	9,868.38	12,396.06
Wetzel.....	105,702.55	143,992.04
Wirt.....	4,683.64	4,980.18
Wood.....	36,955.08	72,666.94
Wyoming.....	21,764.56	23,920.70
Total for Counties.....	\$ 2,792,648.96	\$ 3,621,607.82

## STATEMENT LXXVIII

Amount of Taxes Paid Municipalities by Public Utilities for the Year 1921, in the Various Counties

MUNICIPALITY		MUNICIPALITY	
<b>BARBOUR COUNTY</b>		<b>GILMER COUNTY</b>	
Belington.....	\$ 1,948.08	Glenville.....	\$ 46.24
Philippi.....	927.45	Layopolis.....	169.07
Junior.....	234.97	Troy.....	1.71
Total.....	\$ 3,110.50	Total.....	\$ 217.02
<b>BERKELEY COUNTY</b>		<b>GRANT COUNTY</b>	
Martinsburg.....	\$ 6,290.79	Petersburg.....	\$ 241.53
Hedgesville.....	13.15	Bayard.....	119.47
Total.....	\$ 6,303.94	Total.....	\$ 361.00
<b>BOONE COUNTY</b>		<b>GREENBRIER COUNTY</b>	
Madison.....	\$ 416.73	Ronceverte.....	\$ 4,186.10
Danville.....	172.29	White Sulphur Springs.....	687.45
Total.....	\$ 589.02	Falling Springs.....	245.33
<b>BRAXTON COUNTY</b>		Rainelle.....	64.94
Flatwoods.....	\$ 380.99	Lewisburg.....	144.05
Burnsville.....	964.79	Frankford.....	1.17
Sutton.....	231.91	Total.....	\$ 5,309.04
Gassaway.....	2,558.08	<b>HAMPSHIRE COUNTY</b>	
Rosedale.....	13.15	Romney.....	\$ 163.56
Total.....	\$ 4,148.92	Total.....	\$ 163.56
<b>BROOKE COUNTY</b>		<b>HANCOCK COUNTY</b>	
Wellsburg.....	\$ 5,924.56	Holliday's Cove.....	\$ 698.35
Follansbee.....	1,594.42	Chester.....	2,304.29
Bethany.....	38.58	New Cumberland.....	1,153.89
Total.....	\$ 7,557.56	Total.....	\$ 4,156.53
<b>CABELL COUNTY</b>		<b>HARDY COUNTY</b>	
Huntington.....	\$ 47,768.98	Moorefield.....	\$ 44.38
Barboursville.....	1,144.90	Total.....	\$ 44.38
Milton.....	154.27	<b>HARRISON COUNTY</b>	
Total.....	\$ 49,068.15	Bridgeport.....	\$ 1,171.87
<b>CLAY COUNTY</b>		Clarksburg.....	25,636.89
Henry.....	\$ 188.87	Salem.....	2,740.24
Total.....	\$ 188.87	Shinnston.....	2,837.29
<b>CALHOUN COUNTY</b>		Lumberport.....	1,001.70
Grantsville.....	\$ 732.94	Total.....	\$ 33,387.99
Total.....	\$ 732.94	<b>JACKSON COUNTY</b>	
<b>DODDRIDGE COUNTY</b>		Ravenswood.....	\$ 637.34
West Union.....	\$ 461.12	Ripley.....	73.89
Total.....	\$ 461.12	Total.....	\$ 711.23
<b>FAYETTE COUNTY</b>		<b>JEFFERSON COUNTY</b>	
Thurmond.....	\$ 126.67	Harpers Ferry.....	\$ 1,038.99
Montgomery.....	713.45	Charles Town.....	586.21
Hill Top.....	11.65	Ranson.....	562.35
Fayetteville.....	93.63	Shepherdstown.....	432.66
Mount Hope.....	901.60	Bolivar.....	12.57
Soarbro.....	171.11	Total.....	\$ 2,632.78
Ansted.....	53.91		
Oak Hill.....	161.48		
Total.....	\$ 2,233.50		

## STATEMENT LXXVIII—Continued

Amount of Taxes Paid Municipalities by Public Utilities for the Year 1921, in the Various Counties

MUNICIPALITY		MUNICIPALITY	
<b>KANAWHA COUNTY</b>		<b>MINERAL COUNTY</b>	
Charleston	\$ 57,230.60	Keyser	\$ 8,071.44
Clendenin	3,191.10	Piedmont	2,088.13
Pratt	229.42	Ridgeley	603.05
Marmet	393.08	Elk Garden	49.18
South Charleston	3,863.60	Total	\$ 10,811.80
St. Albans	4,333.97	<b>MINGO COUNTY</b>	
Dunbar	850.55	Williamson	\$ 14,325.99
Cedar Grove	358.71	Matewan	1,419.73
East Bank	428.02	Kermit	1,719.68
Total	\$ 70,887.05	Gilbert	1.46
<b>LEWIS COUNTY</b>		Total	\$ 17,466.86
Weston	\$ 2,714.97	<b>MONONGALIA COUNTY</b>	
Jane Lew	334.02	Morgantown	\$ 21,773.82
Total	\$ 3,048.99	Star City	768.18
<b>LINCOLN COUNTY</b>		Sturgis	1,570.14
Hamlin	\$ 10.76	Westover	2,903.74
Total	\$ 10.76	Riverside	446.70
<b>LOGAN COUNTY</b>		Blacksville	26.42
Logan	\$ 1,409.45	Total	\$ 27,484.00
Man	38.54	<b>MONROE COUNTY</b>	
Total	\$ 1,447.99	Alderson	\$ 675.08
<b>MARION COUNTY</b>		Unic	6.68
Mannington	\$ 4,912.59	Total	\$ 681.76
Fairmont	29,372.73	<b>MORGAN COUNTY</b>	
Farmington	301.61	Paw Paw	\$ 680.57
Monongah	844.84	Bath	146.10
Worthington	370.20	Berkeley Springs	23.86
Riversville	183.12	Total	\$ 850.65
Fairview	1,424.95	<b>MCDOWELL COUNTY</b>	
Total	\$ 37,410.04	Keystone	\$ 2,121.39
<b>MARSHALL COUNTY</b>		Kimball	487.21
Benwood	\$ 14,961.29	Welch	5,062.56
Cameron	647.08	Northfork	430.93
McMechen	2,266.56	Clark	278.09
Moundsville	4,617.31	Jaeger	1,094.70
Total	\$ 22,492.24	Total	\$ 9,474.88
<b>MASON COUNTY</b>		<b>NICHOLAS COUNTY</b>	
Mason	\$ 518.77	Richwood	\$ 475.06
Henderson	110.87	Summersville	1.07
Pt. Pleasant	5,141.45	Total	\$ 576.13
Hartford	410.09	<b>OHIO COUNTY</b>	
Leon	93.17	Wheeling	\$ 41,742.27
Total	\$ 6,274.35	Norwood	1,738.31
<b>MERCER COUNTY</b>		Edgewood	144.11
Bluefield	\$ 32,738.35	Pleasants Valley	37.16
Branwell	666.48	Woodsdale	343.51
Oakdale	697.21	Fulton	47.30
Matoka	232.47	Triadelphia	120.70
Princeton	9,415.58	Elm Grove	1,615.37
Athens	10.37	Total	\$ 45,788.73
Total	\$ 43,760.46		

STATEMENT LXXVIII—Continued

Amount of Taxes Paid Municipalities by Public Utilities for the Year 1921, in the Various Counties

MUNICIPALITY		MUNICIPALITY	
<b>PLEASANTS COUNTY</b>		<b>SUMMERS COUNTY</b>	
St. Marys.....	\$ 752.49	Avis.....	\$ 1,920.64
Total.....	\$ 752.49	Hinton.....	3,476.94
<b>POCAHONTAS COUNTY</b>		Meadow Creek.....	421.23
Durbin.....	\$ 124.33	Total.....	\$ 5,818.81
Cass.....	60.48	<b>TAYLOR COUNTY</b>	
Marlinton.....	484.38	Grafton.....	\$ 14,485.90
Hillsboro.....	.86	Total.....	\$ 14,485.90
Total.....	\$ 670.05	<b>TUCKER COUNTY</b>	
<b>PRESTON COUNTY</b>		Hendricks.....	\$ 277.91
Tunnelton.....	\$ 1,104.36	Thomas.....	718.33
Rowlesburg.....	3,116.14	Hambleton.....	73.39
Terra Alta.....	2,331.07	Parsons.....	401.77
Corinth.....	238.28	Davis.....	199.11
Newbury.....	1,722.74	Total.....	\$ 1,670.51
Kingwood.....	1,385.68	<b>TYLER COUNTY</b>	
Reedsville.....	330.01	Centerville.....	\$ .58
Albright.....	8.73	Sistersville.....	2,955.08
Masontown.....	18.07	Friendly.....	54.93
Bruceston.....	.31	Middlebourne.....	199.84
Total.....	\$ 10,256.39	Total.....	\$ 3,210.43
<b>PUTNAM COUNTY</b>		<b>UPSHUR COUNTY</b>	
Hurricane.....	\$ 328.19	Buckhannon.....	\$ 1,648.89
Buffalo.....	5.58	Adrian.....	78.97
Winfield.....	1.00	Total.....	\$ 1,727.86
Total.....	\$ 334.77	<b>WAYNE COUNTY</b>	
<b>RALEIGH COUNTY</b>		Ceredo.....	\$ 3,026.14
Lester.....	\$ 291.48	Kenova.....	12,616.76
Beckley.....	1,141.40	Wayne.....	412.02
Sophia.....	53.65	Cassville.....	526.46
Mabscott.....	840.61	Total.....	\$ 16,581.38
Total.....	\$ 2,327.14	<b>WEBSTER COUNTY</b>	
<b>RANDOLPH COUNTY</b>		Cowan.....	\$ 104.56
Elkins.....	\$ 4,591.14	Camden-on-Gauley.....	122.74
Harding.....	334.90	Webster Springs.....	1.90
Coalton.....	80.17	Total.....	\$ 229.20
Huttonsville.....	41.27	<b>WETZEL COUNTY</b>	
Mill Creek.....	108.29	Littleton.....	\$ 545.92
Montrose.....	119.21	Hundred.....	1,997.08
Beverly.....	84.27	Smithfield.....	295.00
Total.....	\$ 5,359.25	Pine Grove.....	128.02
<b>RITCHIE COUNTY</b>		Brooklyn.....	633.67
Cairo.....	\$ 562.79	New Martinsville.....	908.52
Pennsboro.....	840.52	Paden City.....	362.33
Ellenboro.....	280.46	Total.....	\$ 4,870.54
Harrisville.....	40.66	<b>WIRT COUNTY</b>	
Pullman.....	4.01	Elizabeth.....	\$ 77.35
Auburn.....	.52	Total.....	\$ 77.35
Total.....	\$ 1,728.96	<b>ROANE COUNTY</b>	
<b>ROANE COUNTY</b>		Reedy.....	\$ 90.52
Reedy.....	\$ 90.52	Spencer.....	1,362.14
Spencer.....	1,362.14	Total.....	\$ 1,452.66
Total.....	\$ 1,452.66		



## STATEMENT LXXVIII—Continued

Amount of Taxes Paid Municipalities by Public Utilities for the Year 1921, in the Various Counties

MUNICIPALITY		MUNICIPALITY	
WOOD COUNTY		WYOMING COUNTY	
Parkersburg.....	\$ 10,546.42	Mullens.....	\$ 761.24
Williamstown.....	1,758.62	Total.....	\$ 761.24
Total.....	\$ 12,305.04		

STATEMENT LXXIX

Amount of License Tax on All Subjects by Counties as Reported by the County Clerks from the First Day of July, 1921, to the Thirtieth Day of June, 1922

COUNTIES	Hotels and Restaurants	Tobacco and Cigarettes	Druggists	Bowling Alleys and Pool Rooms	Trouses, Merry-Go-Rounds, Rides, Concessions, etc.	Hawkers, Peddlers and Auctioneers	Brokers	Collecting Agencies and Selling	Junk Dealers	Park and Amusement and Lobbies	Slot Machines and Miscellaneous	Soft Drinks	Total
Barbour	\$ 194.10	\$ 1,161.35	\$ 6.00	\$ 851.21	\$ 57.00	\$ 33.46	\$ 87.50	\$ .	\$ .	\$ 30.00	\$ 573.52	\$ 59.76	\$ 3,053.99
Berkeley	24.41	184.38	16.00	142.65	50.00	71.40	226.18			160.00	246.40	180.35	1,181.77
Boone	213.36	1,318.57	4.00	170.45	101.67	33.34				63.58	10.51	350.31	2,862.21
Braxton	58.35	1,454.71	9.60	1,134.25	260.00	23.12				30.00	19.67	244.10	3,247.15
Brooke	336.53	1,670.13	30.00	2,097.68	164.78	52.34	371.70		13.20	30.00	63.50	1,037.97	5,867.83
Cabell	1,513.45	5,058.87	68.20	3,565.00	200.00	101.35	4,616.95		9.35	400.00	46.80	3,322.45	18,905.42
Calhoun	39.58	589.68			40.00						18.67	84.16	770.09
Clay	33.48	683.99			20.00						20.00	159.10	999.91
Doddridge	40.50	368.01	4.00	400.00	55.00	11.08	50.00		25.00			83.11	1,066.70
Fayette	795.10	4,843.92	36.00	5,696.73	500.00	369.52	85.36			3,282.00	183.71	2,522.84	18,315.18
Gilmer	90.25	498.85	6.00	220.80	35.00	16.67				20.00		97.20	984.77
Grant	150.80	615.78	6.00	225.50	15.00	18.52	33.33			270.00	110.65	434.48	1,509.41
Greenbrier	453.32	1,534.10	12.00	1,342.47	250.00	55.07	187.50			10.00	14.82	604.50	4,819.61
Hampshire	58.55	792.65	4.00	1,000.00	96.67	38.20	7.99			250.00	315.10	323.38	1,436.26
Hancock	264.55	1,445.27	14.00	1,938.40	51.63	237.49	254.20				10.00	210.28	5,332.97
Hardy	62.37	380.42	12.75	455.00	50.00	14.15	19.45			337.00	860.66	3,247.08	21,079.76
Harrison	2,026.14	5,015.02	46.00	7,081.71	603.66	914.42	837.22	6.70	4.15		20.67	3,665.29	17,738.29
Jackson	171.20	903.47	20.00	583.75	70.00	34.88	235.53				135.42	5,602.12	3,545.53
Jefferson	335.85	1,144.04	16.00	826.08	824.17	76.91	2,493.33			75.00	132.51	6,638.18	31,651.59
Kanawha	2,369.21	9,326.78	78.80	8,256.08	160.00	66.00	100.00			2,416.67	45.17	638.18	3,558.86
Lewis	370.34	1,245.34	8.00	865.83						60.00	45.17	224.73	1,875.73
Linton	177.98	1,186.51		41.67	25.00					190.00	30.00	224.73	1,875.73
Logan	839.60	3,711.18	14.00	6,154.41	542.50	3,339.24	100.00			905.00	138.66	2,159.35	17,903.04
Marion	597.56	4,268.98	113.40	6,801.81	688.68	750.01	877.48			618.34	804.64	3,470.44	17,949.64
Marshall	378.00	2,242.33	79.00	2,280.30	260.00	45.03	425.46			20.00	26.00	1,284.45	7,042.94
Mason	305.20	1,356.32		492.89	238.50	70.00	197.30			30.00	25.00	532.50	3,242.74
Mercer	1,013.84	3,290.52	46.20	3,290.52	185.00	16.67	312.19			1,621.20	2,869.05	1,973.24	14,995.40
Mineral	476.16	1,338.23	14.00	1,482.75	330.00	80.75	380.15			10.00	47.50	909.14	5,048.68
Mingo	792.23	2,122.51	12.00	3,340.11	174.33	627.37	538.33			210.00	397.47	1,663.06	10,807.41
Monroe	563.41	2,501.73	9.70	3,239.64	510.00	843.93	635.90			431.40	590.58	1,739.68	11,507.27
Monongalia	151.83	714.12	4.00	225.00		117.02	145.84			41.00	27.00	277.85	1,669.66

Moran	119 00	483 49	4 00	341 66	30 00	34 27	10 00	105 00	245 00	138 71	220 00	1 390 13
McDonnell	1 839 25	4 437 02	106 25	9 465 84	303 35	1 029 36	16 67		139 97	294 20	2 354 45	23 268 09
Nicholas	116 00	1 139 87	16 00	936 66	95 00	32 37	102 50		21 15	270 49	2 276 69	3 028 22
Ohio	1 334 93	4 477 40	76 00	4 950 37	1 950 35	314 26	3 454 18	22 50	105 00	2 305 47	3 109 81	22 438 29
Pennsion	10 00	133 60		100 00	30 00	20 03					42 60	836 32
Pleasant	70 80	396 27	4 00	431 62	15 00		50 00		26 70		66 00	1 091 44
Pocahontas	529 22	339 41	12 00	1 258 90	128 24	117 15			90 00	47 04	534 69	3 046 75
Preston	445 54	1 833 31	45 50	1 428 24	341 51	62 25	38 33	8 32	100 00	41 85	1 123 11	5 476 30
Putnam	90 83	517 89		420 80	44 50		12 50		170 00	12 50	150 05	1 123 64
Raleigh	917 50	2 470 72	14 00	2 529 14	345 30	1 368 12	205 00	8 40	128 00	129 58	1 854 56	9 967 92
Randolph	367 37	1 347 34	10 00	1 175 41	714 63	85 24	125 00	11 75	170 00	88 13	1 117 28	4 682 80
Ritchie	270 50	977 30	6 00	300 00	100 00	33 26	27 15		18 50	52 65	354 60	2 233 71
Roane	158 28	992 72	4 00		125 00	34 02	146 85		8 32	2 00	238 34	1 743 93
Summers	249 18	1 170 04	4 00	944 58	99 58	51 97	20 83		180 00	24 00	586 08	3 310 26
Taylor	539 45	1 376 01	12 00	1 194 59	147 00	63 10	191 50		161 75	31 00	759 99	4 258 17
Tucker	229 17	933 71	6 00	1 158 75	95 00	6 66	50 00		109 17	98 38	772 92	3 459 76
Tyler	83 10	717 83		375 00	36 68				20 00	44 86	275 40	1 781 02
Upshur	227 45	476 46	4 00		30 00	12 95	150 00	10 00	140 00	2 50	340 27	1 393 63
Wayne	733 77	1 240 86		973 03	180 63	33 33					731 14	3 892 76
Weaver	152 96	481 67		371 13	35 00	11 36	20 83		76 04	114 85	15 35	1 279 18
Westel	516 32	1 209 91	16 00	1 772 84	56 25	45 36	137 50		40 00	258 15	754 97	4 807 30
Wirt	55 00	1 363 25	4 00		10 00	27 95					71 92	532 12
Wood	531 70	2 592 80	28 00	2 072 40	513 40	62 60	1 533 23	10 00	98 50	697 60	1 234 60	9 466 53
Wyoming	170 00	1 047 69	2 00	882 57	87 00	25 50	41 66		486 19		254 49	3 000 10
Tax Commissioner	1 001 28	23 593 69	79 38	2 064 01	6 895 62	478 99	2 392 13	763 88	49 30	5 764 34	5 339 60	48 459 72
Total	\$25 374 99	\$118 605 00	\$ 1 142 78	\$97 011 55	\$18 599 71	\$12 075 58	\$22 834 05	\$41 55	\$17 308 96	\$17 950 51	\$27 880 80	\$ 390 466 17

STATEMENT [LXXX]  
Captations 1920

COUNTIES	Total 1920 Assessed Captations	Captations Collected by Assessor	Turned over to Sheriff for Collection	Collected by Sheriff	Uncollected	Total Amount	Commission	Amount Paid into Treasury
Barbour.....	4,207.00	2,701.00	1,506.00	1,303.00	203.00	4,404.00	270.10	3,733.90
Berkeley.....	5,693.00	3,878.00	1,815.00	1,341.00	474.00	5,219.00	337.80	4,881.20
Boone.....	3,723.00	3,393.00	360.00	140.00	220.00	3,503.00	336.30	3,166.70
Braxton.....	5,198.00	4,545.00	653.00	374.00	279.00	4,919.00	454.50	4,464.50
Brooke.....	3,210.00	1,759.00	1,421.00	970.00	451.00	2,759.00	178.90	2,580.10
Cabell.....	16,161.00	7,574.00	8,587.00	4,683.00	3,904.00	12,287.00	757.40	11,529.60
Calhoun.....	2,071.00	1,612.00	459.00	349.00	110.00	1,961.00	181.20	1,779.80
Clay.....	2,213.00	1,160.00	1,053.00	609.00	444.00	1,769.00	116.00	1,653.00
Doddridge.....	2,563.00	1,658.00	658.00	511.00	107.00	2,484.00	100.50	2,383.50
Fayette.....	14,639.00	13,036.00	1,593.00	931.00	662.00	12,967.00	1,369.60	12,608.40
Gilmer.....	2,283.00	1,626.00	657.00	477.00	90.00	2,193.00	173.60	2,020.40
Grant.....	1,968.00	1,734.00	232.00	195.00	37.00	1,831.00	173.60	1,657.40
Greenbrier.....	5,896.00	5,402.00	494.00	370.00	215.00	5,951.00	540.20	5,410.80
Hampshire.....	2,774.00	2,419.00	355.00	323.00	32.00	2,732.00	241.80	2,490.20
Hancock.....	4,849.00	3,938.00	911.00	768.00	123.00	4,726.00	394.80	4,331.20
Hardy.....	2,193.00	1,918.00	275.00	229.00	46.00	2,147.00	191.80	1,955.20
Harrison.....	17,622.00	16,542.00	1,080.00	778.00	751.00	16,641.00	1,656.30	16,184.70
Jackson.....	3,529.00	1,835.00	1,707.00	1,523.00	178.00	3,414.00	285.30	3,228.60
Jefferson.....	2,723.00	2,553.00	966.00	583.00	331.00	3,291.00	285.30	3,005.60
Kanawha.....	24,063.00	10,353.00	7,760.00	4,396.00	3,554.00	20,529.00	1,633.30	18,966.70
Kearns.....	3,821.00	4,086.00	487.00	266.00	231.00	4,061.00	439.50	4,221.50
Lincoln.....	9,391.00	2,122.00	1,269.00	724.00	545.00	2,846.00	212.20	2,633.80
Logan.....	9,973.00	8,096.00	1,582.00	1,006.00	576.00	9,102.00	809.60	8,292.40
Marion.....	12,741.00	5,995.00	3,146.00	2,306.00	840.00	11,301.00	899.50	10,401.50
Marshall.....	7,783.00	5,491.00	2,294.00	1,515.00	579.00	7,206.00	549.10	6,656.90
Mason.....	4,873.00	3,337.00	1,586.00	1,174.00	362.00	4,511.00	333.70	4,177.30
Mercer.....	11,024.00	6,925.00	4,099.00	3,104.00	995.00	10,029.00	692.50	9,336.50
Mineral.....	4,152.00	3,449.00	703.00	584.00	149.00	4,003.00	344.90	3,658.10
Mingo.....	4,929.00	2,609.00	2,320.00	1,060.00	1,270.00	3,659.00	260.90	3,398.10
Monongalia.....	8,827.00	7,834.00	1,003.00	668.00	335.00	8,502.00	743.40	7,758.60
Monroe.....	2,407.00	2,407.00	.....	.....	.....	2,407.00	240.70	2,166.30
Morgan.....	2,111.00	1,414.00	697.00	613.00	84.00	2,027.00	141.40	1,885.60
McDowell.....	18,564.00	14,769.00	3,776.00	1,998.00	1,777.00	16,767.00	1,478.90	15,308.10
Nicholas.....	4,440.00	4,162.00	278.00	152.00	126.00	4,314.00	416.20	3,897.80
Ohio.....	16,850.00	8,532.00	7,318.00	4,069.00	3,249.00	12,601.00	853.20	11,747.80
Pendleton.....	2,198.00	1,724.00	744.00	401.00	63.00	2,185.00	173.40	1,961.60
Pleasants.....	1,708.00	876.00	832.00	784.00	48.00	1,660.00	87.60	1,572.40
Pocahontas.....	3,673.00	3,435.00	236.00	177.00	61.00	3,612.00	343.50	3,268.50

Preston	6,012 00	5,248 00	664 00	480 00	184 00	5,828 00	534 80	5,293 20
Priddy	3,376 00	1,708 00	1,668 00	1,180 00	488 00	2,898 00	170 80	3,717 20
Randolph	11,206 00	9,134 00	2,069 00	9,006 00	1,163 00	10,042 00	913 60	9,128 40
Randolph	5,381 00	4,725 00	656 00	4,644 00	182 00	5,189 00	472 50	4,716 50
Ritchie	4,070 00	3,023 00	1,047 00	1,944 00	82 00	4,027 00	360 30	3,666 70
Roane	3,785 00	3,013 00	772 00	520 00	220 00	3,445 00	304 50	3,140 50
Roanoke	3,773 00	3,735 00	1,037 00	567 00	170 00	3,403 00	373 60	3,029 40
Schwartz	4,784 00	3,517 00	1,267 00	732 00	238 00	4,549 00	357 70	4,191 30
Taylor	3,916 00	3,794 00	122 00	872 00	48 00	3,873 00	370 40	3,502 60
Tyler	3,460 00	2,523 00	937 00	900 00	130 00	3,896 00	282 30	3,613 70
Tyler	4,047 00	3,017 00	1,030 00	79 00	85 00	3,917 00	301 70	3,615 30
Uphur	9,344 00	9,289 00	75 00	44 00	31 00	9,313 00	928 90	8,384 10
Wayne	2,500 00	1,862 00	618 00	321 00	197 00	2,303 00	186 20	2,116 80
Webster	4,943 00	3,960 00	993 00	726 00	267 00	4,676 00	386 00	4,290 00
Wetzel	1,745 00	925 00	820 00	670 00	160 00	1,696 00	82 00	1,614 00
Wirt	7,994 00	4,899 00	3,166 00	2,298 00	867 00	7,127 00	483 90	6,643 10
Wood	3,356 00	2,302 00	1,053 00	747 00	306 00	3,049 00	280 20	2,768 80
<b>Totals</b>	<b>\$ 335,012 00</b>	<b>\$ 253,847 00</b>	<b>\$ 81,165 00</b>	<b>\$ 52,864 00</b>	<b>\$ 28,301 00</b>	<b>\$ 306,711 00</b>	<b>\$ 25,374 20</b>	<b>\$ 281,336 80</b>

## STATEMENT LXXXI

## Capitation 1921

COUNTIES	Capitations Collected by Assessor	By Commissioner	Net Amount Paid into Treasury
Barbour.....	\$ 2,805.00	\$ 280.50	\$ 2,524.50
Berkeley.....	4,286.00	428.60	3,857.40
Boone.....	3,518.00	351.80	3,166.20
Braxton.....	4,847.00	484.70	4,362.30
Brooke.....	3,566.00	356.60	3,209.40
Cabell.....	10,093.00	1,009.30	9,083.70
Calhoun.....	1,623.00	162.30	1,460.70
Clay.....	1,197.00	119.70	1,077.30
Doddridge.....	2,072.00	207.20	1,864.80
Fayette.....	12,707.00	1,270.70	11,436.30
Gilmer.....	1,915.00	191.50	1,723.50
Grant.....	1,934.00	193.40	1,740.60
Greenbrier.....	5,519.00	551.90	4,967.10
Hampshire.....	2,287.00	228.70	2,058.30
Hancock.....	3,868.00	386.80	3,481.20
Hardy.....	2,066.00	206.60	1,859.40
Harrison.....	15,386.00	1,538.60	13,847.40
Jackson.....	2,158.00	215.80	1,942.20
Jefferson.....	2,940.00	294.00	2,646.00
Kanawha.....	19,763.00	1,976.30	17,786.70
Lewis.....	4,807.00	480.70	4,326.30
Lincoln.....	2,084.00	208.40	1,875.60
Logan.....	10,236.00	1,023.60	9,212.40
Marion.....	12,014.00	1,210.40	10,803.60
Marshall.....	5,586.00	558.66	5,027.40
Mason.....	3,333.00	333.30	2,999.70
Mercer.....	8,075.00	807.50	7,267.50
Mineral.....	3,377.00	337.70	3,039.30
Mingo.....	4,285.00	426.50	3,858.50
Monongalia.....	8,393.00	839.30	7,553.70
Monroe.....	2,295.00	229.50	2,065.50
Morgan.....	1,302.00	130.20	1,171.80
McDowell.....	14,777.00	1,477.70	13,299.30
Nicholas.....	4,098.00	409.80	3,688.20
Ohio.....	10,784.00	1,078.40	9,705.60
Pendleton.....	2,096.00	209.60	1,886.40
Pleasants.....	1,336.00	133.60	1,202.40
Pocahontas.....	3,236.00	323.60	2,912.40
Preston.....	5,584.00	558.40	5,025.60
Putnam.....	1,549.00	154.90	1,394.10
Raleigh.....	11,229.00	1,122.90	10,106.10
Randolph.....	5,251.00	525.10	4,725.90
Ritchie.....	4,010.00	401.00	3,609.00
Roane.....	3,343.00	334.30	3,008.70
Summers.....	3,097.00	309.70	2,787.30
Taylor.....	3,638.00	363.80	3,274.20
Tucker.....	3,767.00	376.70	3,390.30
Tyler.....	2,415.00	241.50	2,173.50
Upshur.....	3,524.00	352.40	3,171.60
Wayne.....	4,979.00	497.90	4,481.10
Webster.....	2,022.00	202.20	1,819.80
Wetzel.....	3,844.00	384.40	3,459.60
Wirt.....	1,186.00	118.60	1,067.40
Wood.....	6,844.00	684.40	6,159.60
Wyoming.....	3,304.00	330.40	2,973.60
Total.....	\$ 276,320.00	\$ 27,632.00	\$ 248,688.00

## STATEMENT LXXXII

## Valuation and Amount of State Tax on Real and Personal Property for the Year 1921

COUNTIES	Real Property Valuation	State Tax	Personal Property Valuation	State Tax
Barbour.....	\$ 17,407,730	\$ 34,815.49	\$ 4,533,287	\$ 9,066.58
Berkeley.....	14,544,700	29,089.62	6,357,081	12,714.70
Boone.....	17,186,308	34,383.64	8,128,250	16,256.50
Braxton.....	9,467,345	18,931.96	5,211,677	10,423.70
Brooke.....	15,741,000	31,482.00	5,437,350	10,862.70
Cabell.....	43,324,770	86,649.54	24,591,310	49,182.62
Calhoun.....	3,130,745	6,261.49	2,782,815	5,580.64
Clay.....	4,273,902	8,665.86	2,591,508	5,184.24
Doddridge.....	8,824,165	17,648.38	5,396,610	10,793.28
Fayette.....	23,203,770	46,417.63	13,187,993	26,458.64
Gilmer.....	7,486,635	14,973.22	6,378,660	12,757.32
Grant.....	4,229,435	8,459.12	2,904,345	5,860.45
Greenbrier.....	16,363,220	31,451.34	6,152,240	12,304.40
Hampshire.....	3,548,675	7,097.51	2,310,716	4,621.54
Hancock.....	11,740,070	23,480.42	3,776,430	7,553.02
Hardy.....	3,273,595	6,547.48	3,041,815	6,076.08
Harrison.....	50,182,370	100,365.91	29,735,590	59,472.24
Jackson.....	5,878,365	11,756.78	3,392,205	6,782.46
Jefferson.....	8,914,640	17,829.38	6,256,705	12,513.50
Kanawha.....	61,783,820	123,567.64	30,083,900	60,167.80
Lewis.....	18,295,440	36,590.68	8,930,740	17,861.48
Lincoln.....	6,759,495	13,118.99	5,649,575	11,299.15
Logan.....	15,234,950	30,468.88	8,733,360	17,466.72
Marion.....	43,781,446	87,559.10	18,888,287	37,778.02
Marshall.....	27,624,260	55,248.52	12,439,510	24,879.02
Mason.....	7,561,985	15,124.61	3,889,807	7,780.00
Mercer.....	24,874,625	49,750.46	13,231,026	26,432.84
Mineral.....	6,475,480	12,951.42	4,550,950	9,102.50
Mingo.....	20,129,136	40,258.26	5,636,231	11,272.42
Monongalia.....	35,376,520	70,753.04	15,874,565	31,749.22
Monroe.....	6,815,954	13,637.06	2,406,442	4,816.86
Morgan.....	2,786,655	5,573.35	1,800,612	3,601.24
McDowell.....	36,590,565	73,181.13	15,768,120	31,536.24
Nicholas.....	13,061,580	26,124.44	6,216,571	12,433.14
Ohio.....	59,332,295	118,664.59	31,303,747	62,607.50
Pendleton.....	3,051,397	6,102.78	2,315,799	4,631.58
Pleasants.....	3,280,935	6,569.96	4,043,090	8,086.25
Pocahontas.....	7,209,235	14,591.58	5,085,870	10,171.74
Preston.....	18,553,600	37,107.20	8,432,300	16,864.60
Putnam.....	5,750,480	11,501.21	2,406,025	4,812.22
Raleigh.....	26,571,041	53,142.08	10,635,567	21,271.48
Randolph.....	13,122,840	26,245.68	7,137,520	14,275.04
Ritchie.....	10,122,860	20,265.34	9,327,530	18,718.80
Roane.....	8,707,360	17,414.72	9,321,300	18,642.57
Summers.....	5,008,550	10,016.10	2,323,750	4,647.50
Taylor.....	11,178,590	22,357.72	5,570,320	11,141.54
Tucker.....	7,538,850	15,080.50	3,663,770	7,327.74
Tyler.....	7,377,060	14,754.34	7,822,373	15,644.90
Upshur.....	12,156,305	24,335.16	4,680,433	9,160.88
Wayne.....	9,114,155	18,228.38	3,759,670	7,579.42
Webster.....	7,583,500	15,177.00	2,394,470	4,793.42
Wetzel.....	13,534,080	27,068.16	8,245,520	16,491.04
Wirt.....	3,491,280	6,982.40	2,339,825	4,618.26
Wood.....	31,084,870	62,169.74	19,711,560	39,423.12
Wyoming.....	20,163,545	40,369.15	3,075,680	6,151.36
Totals.....	\$ 879,616,179	\$ 1,758,261.14	\$ 449,892,402	\$ 899,502.22

## STATEMENT LXXXIII

## Assessed Valuation of Real Estate by Counties for the Year 1921

COUNTIES	Number of Acres Fee or Surface	Mineral or Timber	Value of Land and Lots	Value of Improvements	Value of Land and Lots Including Improvements	Total Taxes for All Purposes
Barbour.....	216,355	188,345	\$ 14,443,565	\$ 2,964,165	\$ 17,407,730	\$ 214,576.56
Berkeley.....			8,755,685	5,789,015	14,544,700	247,790.32
Boone.....	389,282	75,400	16,026,728	1,159,580	17,186,308	262,626.06
Braxton.....			7,286,045	2,181,300	9,467,345	172,659.93
Brooke.....			6,214,600	9,526,400	15,741,000	316,535.65
Cabell.....			7,945,720	3,215,400	11,161,120	191,100.02
Calhoun.....	180,375	76,367			2,761,465	66,339.27
Clay.....	241,220	145,164	3,645,125	628,777	4,273,902	80,505.05
Doddridge.....					9,809,165	140,735.63
Fayette.....			5,223,426	1,426,574	6,650,000	139,006.60
Gilmer.....		162,277	6,209,485	1,277,150	7,486,635	128,696.57
Grant.....	226,903		3,125,370	1,104,065	4,229,435	71,350.66
Greenbrier.....	687,434	87,269	11,953,790	4,409,430	16,363,220	315,353.99
Hampshire.....	406,610	21,003	2,638,255	910,420	3,548,675	63,716.20
Hancock.....	50,708	3,234	3,945,920	7,794,150	11,740,070	276,296.15
Hardy.....	334,984	63,126	2,421,085	852,510	3,273,595	53,826.23
Harrison.....	261,173	127,301	10,434,190	19,294,420	50,182,370	973,394.02
Jackson.....	297,061	57,322	4,471,095	1,407,270	5,878,365	112,543.38
Jefferson.....			5,254,131	3,660,347	8,320,478	124,575.30
Kanawha.....			34,732,290	27,745,290	62,477,580	1,418,062.55
Lewis.....			13,982,310	4,313,130	18,295,440	265,364.66
Lincoln.....			5,717,725	667,170	6,384,895	93,385.15
Logan.....	298,962	65,098	10,485,962	4,748,988	15,234,950	493,235.22
Marion.....			29,607,031	14,174,415	43,781,446	943,551.33
Marshall.....	193,919	182,080	17,624,260	9,941,430	27,624,260	442,894.78
Mason.....	272,636	44,439	5,541,440	2,020,545	7,561,955	139,948.90
Mercer.....			12,634,325	12,240,300	24,874,625	540,993.42
Mineral.....	204,177	15,906	3,203,440	3,272,040	6,475,480	130,942.91
Mingo.....			14,806,419	5,322,717	20,129,136	471,213.41
Monongalia.....	236,600	212,179	27,769,570	8,577,895	36,347,465	674,583.96
Monroe.....	307,054		5,466,344	1,349,610	6,815,954	135,224.36
Morgan.....	145,289		1,371,350	1,415,305	2,786,655	51,204.36
McDowell.....	370,531	31,090	23,201,915	13,388,650	36,590,565	910,575.02
Nicholas.....					13,061,580	212,918.60
Ohio.....			26,607,280	32,725,015	59,332,295	.....
Pendleton.....	448,242	28,706	2,518,052	533,345	3,051,397	51,616.82
Pleasants.....	83,402	25,283	1,900,615	1,380,320	3,280,935	60,044.75
Pocahontas.....	605,958	140,127	5,176,320	2,032,915	7,209,235	135,703.61
Preston.....			13,302,311	5,251,289	18,553,600	379,611.02
Putnam.....	222,239	74,458	4,436,345	1,314,135	5,750,480	108,384.26
Raleigh.....			20,668,546	5,902,495	26,571,041	592,282.09
Randolph.....					7,513,135	155,234.82
Ritchie.....	286,331	121,841	7,511,440	2,611,340	10,122,780	173,929.77
Roane.....	313,439	156,748			8,707,360	139,397.79
Summers.....	224,014	13,690	3,241,433	1,767,117	5,008,550	114,903.82
Taylor.....	108,499	71,071	7,293,510	3,885,080	11,178,590	207,256.48
Tucker.....			4,219,240	3,319,610	7,538,850	167,419.96
Tyler.....	167,009	76,317	5,402,575	1,974,485	7,377,060	135,068.07
Upshur.....			9,393,265	2,763,040	12,156,305	214,487.87
Wayne.....	369,113	111,552	6,828,885	2,285,270	9,114,155	207,014.58
Webster.....	350,379	155,903	7,022,064	628,115	7,650,179	169,848.25
Wetzel.....	229,553	274,683	5,852,695	2,715,925	8,568,620	255,721.85
Wirt.....	151,510	48,679	2,797,356	693,924	3,491,280	64,193.04
Wood.....	227,699	26,557	16,358,357	14,731,608	31,089,965	497,189.67
Wyoming.....	332,860	120,811	18,943,815	1,219,730	20,163,545	434,877.23
Totals.....	9,439,520	3,004,026	\$495,612,700	\$264,513,216	\$821,896,921	\$ 5,139,911.97



## STATEMENT LXXXIV

Amount of Delinquent Taxes Reported by the Sheriffs of the Several Counties for the Year 1920

COUNTIES	Real Estate	Real Estate Improperly Charged	Personal Property	Total
Barbour.....	\$ 296.26	\$ .....	\$ 58.77	\$ 355.03
Berkeley.....	398.53	5.42	191.45	595.40
Boone.....	2,853.10	73.40	227.43	3,153.93
Braxton.....	838.36	6.18	313.88	1,158.42
Brooke.....	208.29	.....	330.33	538.62
Cabell.....	2,879.32	291.86	3,552.92	6,724.10
Calhoun.....	250.71	8.44	61.76	320.91
Clay.....	1,111.44	86.22	408.26	1,605.92
Doddridge.....	1,089.25	95.84	39.27	1,224.36
Fayette.....	954.02	.....	1,056.85	2,010.87
Gilmer.....	387.07	.....	27.06	414.13
Grant.....	78.72	30.31	48.68	157.71
Greenbrier.....	523.21	40.33	253.19	816.73
Hampshire.....	49.95	.....	21.76	71.71
Hancock.....	383.28	.....	98.02	481.30
Hardy.....	30.34	.....	20.18	50.52
Harrison.....	2,029.85	163.74	1,404.30	3,597.89
Jackson.....	175.92	70.64	86.06	332.62
Jefferson.....	95.33	30.91	86.40	212.64
Kanawha.....	1,828.18	104.16	2,009.58	3,941.92
Lewis.....	513.50	.....	348.05	861.55
Lincoln.....	606.81	121.84	645.52	1,374.17
Logan.....	460.33	269.96	730.63	1,460.92
Marion.....	743.54	75.90	633.70	1,453.14
Marshall.....	440.48	.....	230.14	670.62
Mason.....	173.73	52.87	114.10	340.70
Mercer.....	909.66	35.24	415.48	1,360.38
Mineral.....	40.58	.....	54.06	94.64
Mingo.....	1,236.62	318.64	1,034.36	2,589.62
Monongalia.....	849.34	87.08	322.74	1,259.16
Monroe.....	131.34	39.77	29.68	200.79
Morgan.....	60.76	1.31	39.43	101.50
McDowell.....	1,274.99	196.56	1,702.37	3,173.92
Nicholas.....	383.22	151.38	261.68	796.28
Ohio.....	1,205.00	.....	734.55	1,939.55
Pendleton.....	14.96	110.56	71.56	197.08
Pleasants.....	4.74	.96	26.63	32.33
Pocahontas.....	507.59	66.86	127.71	702.16
Preston.....	597.98	5.37	291.02	894.37
Putnam.....	846.70	109.70	397.10	1,353.50
Raleigh.....	750.62	348.26	792.36	1,891.24
Randolph.....	1,219.36	54.56	230.56	1,504.48
Ritchie.....	433.70	14.02	68.06	515.78
Roane.....	295.48	78.54	212.06	586.08
Summers.....	90.01	9.27	72.80	172.08
Taylor.....	514.62	1.50	152.30	668.42
Tucker.....	121.40	5.24	110.12	236.76
Tyler.....	139.45	28.19	32.49	200.13
Upshur.....	179.21	.....	117.06	296.27
Wayne.....	988.88	.....	362.64	1,351.52
Webster.....	825.70	35.02	184.26	1,044.98
Wetzel.....	705.79	27.70	107.82	841.31
Wirt.....	346.32	.....	82.59	428.91
Wood.....	951.26	47.70	1,813.96	2,812.92
Wyoming.....	789.40	.....	456.99	1,226.39
<b>Total.....</b>	<b>\$ 35,794.20</b>	<b>\$ 3,301.45</b>	<b>\$ 23,302.73</b>	<b>\$ 62,398.38</b>

## STATEMENT LXXXV

Average Assessed Value Per Head of Horses, Mules, Asses, Jennets, Cattle, Sheep and Hogs, by Counties, for the Year 1921

COUNTIES	Horses, Mules, Asses and Jennets	Cattle	Sheep	Hogs
Barbour	\$ 68 00	\$ 37 33	\$ 4 33	\$ 7 29
Berkeley	68 59	33 62	5 01	7 97
Boone	110 27	36 28	2 89	7 11
Braxton	94 91	41 23	5 65	9 24
Brooke	82 44	45 32	2 64	14 09
Cabell	75 81	36 88	4 27	10 50
Calhoun	79 24	35 52	4 98	7 75
Clay	150 92	41 15	3 78	7 00
Doddridge	68 40	39 12	4 62	9 36
Fayette	106 64	45 29	5 68	11 08
Gilmer	85 70	40 62	5 28	9 95
Grant	83 42	41 43	5 44	8 72
Greenbrier	90 76	37 27	4 71	5 72
Hampshire	62 00	29 38	4 29	15 92
Hancock	80 55	54 00	2 79	16 86
Hardy	72 16	40 31	4 90	7 32
Harrison	79 20	47 36	5 08	12 79
Jackson	75 33	36 79	4 19	6 96
Jefferson	71 16	40 71	7 07	9 67
Kanawha	69 39	35 21	4 99	8 87
Lewis				
Lincoln	89 53	35 75	2 86	13 68
Logan	82 50	41 40	2 68	12 39
Marion	73 71	35 90	3 97	12 20
Marshall	91 47	46 37	4 17	23 18
Mason	85 10	38 28	4 06	8 42
Mercer	82 07	31 52	5 15	7 65
Mineral	71 22	41 84	4 54	11 09
Mingo	83 81	42 00	3 55	10 73
Monongalia	71 38	34 28	3 51	10 63
Monroe	75 51	31 74	4 28	10 87
Morgan	76 47	30 86	4 60	8 17
McDowell	78 40	45 43	4 04	11 17
Nicholas	78 41	50 71	23 98	35 07
Ohio	76 65	42 62	3 01	13 25
Pendleton	70 82	27 52	4 85	7 37
Pleasants	78 15	33 96	3 23	8 57
Pocahontas	103 83	37 91	4 00	6 20
Preston	97 18	43 57	5 07	12 09
Putnam	90 84	35 17	3 30	9 59
Raleigh	96 57	39 72	4 11	13 42
Randolph	63 10	38 19	3 47	9 31
Ritchie	87 33	42 04	5 28	11 12
Roane	90 34	40 17	4 34	8 17
Summers	67 32	25 20	3 38	6 90
Taylor	82 30	45 12	6 65	12 89
Tucker	99 63	44 93	7 14	11 53
Tyler	81 51	36 92	3 32	12 87
Upshur	192 03	93 07	7 63	19 12
Wayne	82 98	29 25	4 31	8 16
Webster	73 42	33 49	3 50	5 84
Wetzel	76 10	30 25	3 20	8 24
Wirt	81 15	41 01	4 03	9 06
Wood	103 14	35 53	3 72	10 49
Wyoming	84 50	35 59	3 08	8 49
Average Value for State	\$ 85 07	\$ 40 32	\$ 5 09	\$ 10 05

**STATEMENT LXXXVI**  
**Number and Assessed Valuation of Certain Subjects of Personal Property for the Year 1921**

COUNTIES	C		D		E		F		G		H	
	The Number of Horses, Mules, Asses and Jennies and the Value Thereof		The Number of Cattle and the Value Thereof		The Number of Sheep and the Value Thereof		The Number of Hogs and the Value Thereof		The Value of Farming and Gardening Utensils and Implements		The Value of Agricultural Products and Products of Animals	
	No.	Value	No.	Value	No.	Value	No.	Value	Value	Value	Value	Value
Barbour	3,525	239,685	12,997	485,175	3,804	16,460	3,203	23,365	22,270	575	48,244	
Berkeley	4,922	339,675	7,140	248,030	3,978	19,939	5,743	45,761	162,973	50	2,925	
Boone	4,358	61,205	1,351	49,021	1,434	7,434	1,365	9,706	2,925	50	74,370	
Braxton	4,716	447,605	17,291	713,255	13,803	76,045	4,701	43,415	74,370	15,645	24,950	
Brooke	3,965	81,200	2,256	102,250	6,050	16,000	1,100	1,550	24,950	2,390	46,405	
Carroll	3,964	302,808	7,311	269,615	1,016	4,333	2,739	21,514	41,955	8,265	5,911	
Cathcart	2,722	215,690	8,530	313,675	2,208	11,038	1,770	12,386	41,955	240	3,355	
Clay	1,075	182,240	4,714	193,987	2,033	7,690	1,770	12,386	5,911	240	3,355	
Doddridge	2,871	196,375	11,160	436,605	9,712	44,850	2,424	22,695	20,415	680	10,530	
Fayette	2,661	283,760	7,298	330,510	3,045	17,300	3,012	33,360	22,650	680	10,530	
Gilmer	3,261	279,470	11,813	479,870	8,497	44,850	2,674	26,600	42,495	38,374	42,814	
Grant	2,023	168,750	8,912	369,236	11,526	62,695	4,408	38,458	38,374	104,280	30,265	
Greene	5,318	482,685	22,613	842,870	18,111	85,305	7,217	12,325	104,280	183,035	62,365	
Hampshire	3,385	209,860	6,043	195,180	8,131	34,910	7,217	12,325	62,365	87,405	15,880	
Hancock	79,270	1,286	69,440	99,440	2,173	6,070	381	6,475	90,981	57,405	87,405	
Harley	2,856	206,090	9,814	395,615	12,951	63,513	6,936	50,805	90,981	680	15,880	
Harrison	5,095	403,580	20,836	986,800	8,916	45,290	5,778	73,890	90,210	540	55,835	
Jackson	5,092	383,565	18,740	689,450	9,474	39,665	4,065	28,305	28,305	184,144	144,142	
Jefferson	4,666	380,050	7,191	292,725	6,368	45,030	6,871	66,434	184,144	100	6,260	
Kanawha	5,322	369,285	12,395	436,448	1,077	5,375	3,203	28,424	66,090	1,570	21,760	
Lewis	328,510	328,510	852,060	852,060	1,101	89,900	806	45,600	66,090	1,570	21,760	
Letcher	3,657	327,410	5,415	193,600	1,101	3,145	806	11,030	11,030	1,005	1,430	
Linn	1,581	130,675	4,287	177,469	673	3,145	1,038	12,965	1,005	630	38,090	
Marietta	4,518	335,230	9,785	361,082	5,342	21,217	4,163	50,796	38,090	108,290	108,290	
Marshall	4,043	389,810	6,929	328,260	35,906	149,780	1,207	27,860	66,350	37,245	3,130	
Meigs	5,327	453,310	15,186	581,300	4,775	19,365	5,891	49,600	92,250	1,070	3,130	
Mingo	3,195	262,205	12,195	364,390	5,665	29,150	3,718	28,445	37,245	1,070	3,130	
Monroe	1,798	128,060	5,285	221,120	4,782	21,730	1,312	14,455	31,665	1,070	3,130	
Morgan	2,059	172,565	3,138	131,768	1,626	5,775	1,145	12,290	31,665	75	969	
Montgomery	3,799	271,165	11,587	397,235	12,159	42,630	3,665	38,971	48,487	4,735	48,487	

STATEMENT LXXXVI—Continued  
Number and Assessed Valuation of Certain Subjects of Personal Property for the Year 1921

COUNTIES	C		D		E		F		G		H	
	The Number of Horses, Mules, Asses and Jennies and the Value Thereof		The Number of Cattle and the Value Thereof		The Number of Sheep and the Value Thereof		The Number of Hogs and the Value Thereof		The Value of Farming and Gardening Utensils and Implements		The Value of Agricultural Products and Provisions of Animals	
	No.	Value	No.	Value	No.	Value	No.	Value	Value	Value	Value	Value
Monroe.....	4,071	307,400	17,348	550,710	14,577	62,440	3,387	38,825	48,195	2,330		
Morgan.....	1,519	116,155	2,320	71,560	14,577	2,320	2,895	31,590	31,590	1,865		
McDowell.....	1,447	113,443	4,884	223,345	631	2,551	2,895	9,354	1,810	10		
Nicholas.....	3,639	285,331	8,987	454,699	9,004	215,878	3,359	117,801	40,487			
Ohio.....	1,832	140,430	3,850	164,070	5,183	15,585	6,510	6,750	52,705			
Pendleton.....	3,126	220,950	16,661	468,515	21,691	110,868	6,210	28,440	52,705	2,300		
Pleasants.....	1,383	108,240	3,340	113,410	30,241	6,075	1,320	11,305	17,085	4,750		
Pocahontas.....	2,714	281,800	12,270	445,200	30,241	121,080	4,320	27,135	59,290	1,750		
Preston.....	5,207	506,040	12,220	529,405	9,598	47,145	5,320	44,435	131,930	63,340		
Putnam.....	3,691	335,305	6,500	228,625	1,446	3,700	2,868	27,515	32,360	27,255		
Raleigh.....	2,416	225,310	8,146	323,585	2,772	10,400	1,990	18,455	18,450	9,500		
Randolph.....	3,679	337,130	11,233	420,000	14,146	40,100	2,960	36,150	48,350	9,030		
Ritchie.....	3,981	247,450	14,068	591,460	11,899	62,720	2,150	36,150	48,350	9,030		
Roane.....	4,681	443,120	18,124	727,860	7,772	31,146	3,151	24,255	34,230	7,250		
Summers.....	3,132	210,833	9,014	240,870	6,725	22,486	3,357	22,475	26,977	210		
Taylor.....	1,015	145,800	5,465	246,580	3,725	28,770	1,841	25,730	26,770	16,500		
Tucker.....	1,275	187,030	3,876	174,250	3,842	29,200	1,802	17,320	22,930	2,080		
Tyler.....	1,520	265,465	8,162	302,120	4,006	31,890	1,584	25,640	23,480	13,480		
Upshur.....	1,888	262,162	5,120	504,420	4,238	36,686	1,584	28,327	41,796	23,130		
Wayne.....	1,571	379,948	10,563	369,165	2,093	9,030	4,973	40,360	57,785	13,130		
West.....	3,059	301,285	4,960	166,111	6,253	28,734	4,560	26,734	16,641	5,615		
Westhead.....	2,259	184,265	9,686	263,065	14,020	44,885	2,667	35,910	48,715	21,880		
Wood.....	4,688	463,892	12,763	453,498	6,671	24,829	4,033	42,304	37,441	17,780		
Wyoming.....	1,758	148,515	4,731	168,370	3,274	10,065	1,027	9,175	9,060	9,125		
Totals.....	169,518	\$ 14,421,066	496,336	\$ 20,010,371	401,866	\$ 2,047,061	165,613	\$ 1,664,021	\$ 2,490,633	\$ 1,016,793		

STATEMENT LXXXVII  
Number and Assessed Valuation of Certain Subjects of Personal Property for the Year 1921

COUNTIES	I		J		K		L		M		N	
	The Value of Mined or Manufactured Products	Value	The Number of Automobiles and Value Thereof	Value	The Number of Carriages, Caddies, Hack, Wagon, Cabs, Drays and Other Vehicles not included as Farming, Lumber, and the Value Thereof	Value	The Number of Watches and Clocks and the Value Thereof	Value	The Number of Pianos, Organs, Melodions and Other Musical Instruments and the Value Thereof	Value	The Value of All Gold and Silver Plate and Jewelry	Value
Barbour.....		\$ 2,500	1,028	\$ 301,355	964	\$ 14,830	278	\$ 2,490	810	\$ 37,875	1,685	\$ 198,770
Berkeley.....		253,765	398	12,750	199	7,883	573	3,571	278	18,543	6,490	19,708
Boone.....			586	205,400	1,242	37,465	2,666	28,115	1,462	67,708	1,285	64,300
Brooks.....		4,200	3,097	1,403,396	193	5,050	706	13,557	3,788	361,580	2,000	47,625
Cabell.....			33	70,350	644	17,050	1,439	7,660	2,259	23,798	56	
Clay.....			10	7,143	644	22,218	1,439	7,660	382	21,883	3,158	
Doddridge.....		1,900	404	98,375	253	12,163	468	4,322	850	50,005	1,320	
Fayette.....			1,221	532,990	920	32,326	290	4,322	766	301,950	12,070	
Gilmer.....			287	88,935	686	23,940	669	17,170	766	28,500	1,046	
Grant.....			589	226,195	934	22,637	1,185	7,886	628	32,902	2,760	
Greenbrier.....			15	356,690	1,817	51,965	639	10,790	1,187	81,515	10,760	
Hampshire.....			752	177,440	895	14,045	1,171	6,365	663	23,210	1,690	
Hancock.....			200	269,035	28	10,635	1,171	6,365	663	23,210	1,690	
Hardy.....		3,150	574	195,790	940	20,028	2,012	11,592	586	26,937	4,620	
Harrison.....			2,918	1,586,590	1,055	37,760	32	655	501	27,365	435	
Jackson.....			500	167,695	1,293	34,565	819	9,786	849	58,837	20,085	
Jefferson.....		6,570	1,102	362,315	1,027	24,675	1,123	24,471	3,173	329,345	67,820	
Kanawha.....			2,656	1,003,910	1,137	18,185	1,123	10,350	3,173	166,920	7,550	
Lewis.....			800	419,010	1,137	54,600	1,123	10,350	3,173	166,920	7,550	
Lincoln.....			667	55,822	396	31,855	1,794	9,639	4,581	41,445	9,666	
Logan.....			500	207,900	396	14,930	1,794	24,585	2,089	155,960	9,365	
Marion.....			450	1,115,575	8,428	185,483	2,221	34,910	4,807	389,160	21,815	
Marshall.....			1,750	651,910	1,500	55,190	1,02	1,800	2,260	218,650	330	
Mason.....			50	225,000	2,176	62,490	791	791	1,231	73,535	3,710	
Meigs.....			1,401	730,830	785	25,420	3,647	42,725	21	1,628	90	
Mineral.....			1,103	366,750	1,031	23,495	1,065	11,280	1,560	102,510	2,065	

STATEMENT LXXXVII—Continued  
 Number and Assessed Valuation of Certain Subjects of Personal Property for the Year 1921

COUNTIES	I The Value of Mined or Manufactured Products		J The Number of Automobiles and Value Thereof		K The Number of Carriages, Carrolls, Gigs, Buggies, Couches, Hecks, Wagons, Carts, Drays, and Other Vehicles not Included as Farming Utensils, and the Value Thereof		L The Number of Watches and Clocks and the Value Thereof		M The Number of Pianos, Organs, Melodeons and Musical Instruments and the Value Thereof		N The Value of All Gold and Silver Plate and Jewelry	
	Value	No.	Value	No.	Value	No.	Value	No.	Value	No.	Value	Value
Mingo.....	125	310	62,480		13,520		18,157		102,680		8,065	
Monongalia.....	5,020	2,155	738,300	1,302	40,437	1,308	15,628	2,466	257,336		11,770	
Monroe.....	10,375	548	144,900		37,755		4,790		33,285		2,610	
Morgan.....	3,285	1,091	148,400	1,043	21,975	644	5,310	659	34,810		3,230	
McDowell.....	125	1,197	687,665	97	8,805	181	5,075	135	71,600		9,800	
Nicholas.....	170	3,528	245,510	811	33,023	2,181	21,020	1,100	94,077		9,302	
Ohio.....		3,386	1,475,260	768	30,520	488	23,310	2,698	305,230		100,410	
Pendleton.....		457	144,265	1,449	38,660	1,142	4,945	615	14,417		14,140	
Pleasants.....	1,700	432	132,505		16,345		8,675		49,205		3,340	
Pocahontas.....	150	533	179,940	1,295	29,845	2,003	17,580	901	57,450		2,985	
Preston.....	1,380	1,923	700,690	2,739	29,000	1,344	14,710	2,450	194,430		3,710	
Putnam.....		271	77,825	1,262	37,825	3,369	3,390	857	78,475		1,195	
Raleigh.....	825	773	402,955	554	24,855				94,385		4,725	
Randolph.....	2,930	1,034	343,340	1,472	38,835	1,313	13,775	2,011	126,505		11,850	
Ritchie.....	3,085	926	307,430	1,451	37,605	4,022	4,790	1,824	83,440		1,235	
Roane.....		470	176,145	1,198	24,118	1,369	17,550	1,124	68,960		470	
Summers.....	3,500	477	171,650	924	24,118	1,160	16,150	1,564	143,160		2,190	
Taylor.....		950	371,730	1,101	28,230	1,160	6,130	1,141	131,240			
Tucker.....		496	244,290	440	18,120	613	8,940	934	104,810		4,645	
Tyler.....	25	783	254,220	988	26,325	734	9,345	1,359	99,820		870	
Upshur.....	6,175	446	239,770	735	47,860	1,564	17,205	953	99,820		5,985	
Wayne.....	3,215	259	80,010	1,248	46,365	2,021	20,295	1,371	74,560		1,136	
Webster.....	106	695	33,075	389	10,422	1,749	14,309	1,736	38,924		4,485	
Wetzel.....	3,190	1,007	242,945	1,707	49,390	2,498	19,350	1,963	129,465		4,485	
Wirt.....	1,595	1,195	62,829	1,040	24,947	1,260	6,450	1,595	23,604		60,185	
Wood.....	3,660	2,142	825,447	2,092	61,010	1,262	41,014	3,707	315,490			
Wyoming.....		172	67,115	366	11,480	1,337	24,090	971	60,020		2,230	
Totals.....	\$ 328,341	49,441	\$ 19,665,537	55,640	\$ 1,753,102	\$ 53,265	\$ 692,705	\$ 64,167	\$ 6,225,257	\$ 487,931		

**STATEMENT LXXXVIII**  
**Number and Assessed Valuation of Certain Subjects of Personal Property for the Year 1921**

COUNTIES	O	P	PP	Q	R	S	T	U, X, Y	V	W	Z
	Furniture not otherwise enumerated. But articles assessed as property used in connection with any trade or business, or as tangible personal property of any unincorporated company, shall not be enumerated under items g, h, i, j, k, l, m, n or o.	The value of all tangible personal property of any unincorporated company, and of any tangible personal property used in connection with any trade or business.	The value of all chattels real of every person, firm or incorporated company. (Lease-holds are to be entered in this column.)	The value of all tangible property not otherwise assessed.	The money of every person, firm and incorporated company.	The value of credits and investments not otherwise assessed.	The amount of debt under control of a debtor or commissioner, or deposited or invested by order of court to the credit of any suit.	(Y) Net amount of Money, Credit and Investments after deducting (X) Indebtedness allowed in Sec. 67, Chapter 29, Code.	The value of the capital, surplus and undivided profits of any bank, trust company or banking association subject to taxation; or if the shares are listed to the stockholders, the total value of such shares of stock.	Total amount of all personal property under the different paragraphs.	Total rate of levy and total amount of taxes for each District, Independent School District and Municipality.
Barbour	132,745	1,135,190	62,225	102,850	1,459,653	206,730	150	1,878,963	288,127	4,533,287	65,040.74
Berkeley	429,142	1,048,249	13,400	835,811	1,28,708	27,518	1,777	23,059	500,122	6,357,081	108,854.66
Boone	62,222	903,626	16,333	31,561	128,708	27,518	1,777	23,059	500,122	6,357,081	20,813.52
Braxton	302,095	411,930	9,250	881,790	931,500	13,000	231,110	210,935	158,617	5,211,677	96,207.52
Brooke	372,400	1,677,909	732,900	831,700	931,500	13,000	231,110	210,935	158,617	5,211,677	111,886.51
Cabell	1,670,198	11,461,398	156,065	1,431,972	1,588,412	965,611	72,980	2,460,734	2,248,000	24,591,310	549,502.48
Calhoun	79,665	29,010	1,157,055	256,925	611,217	65,280	23,475	372,710	150,860	2,782,815	56,162.03
Clay	74,533	465,975	661,975	99,121	1,206,501	65,280	23,475	58,689	107,038	2,591,508	48,443.60
Dadridge	99,210	476,055	2,479,765	47,515	1,206,501	65,280	23,475	58,689	107,038	2,591,508	48,443.60
Fayette	1,610,270	6,545,150	569,520	193,420	622,430	65,280	23,475	681,690	652,593	5,396,610	82,586.06
Gilmer	115,811	215,970	4,555	4,581,630	730,490	6,785	4,030	806,332	118,110	6,893,610	340,871.84
Grant	386,671	530,011	5,315	236,355	8,165	6,785	4,030	806,332	118,110	6,893,610	98,454.17
Greenbrier	113,745	186,475	21,015	888,445	8,165	6,785	4,030	2,063,195	181,000	6,152,240	124,166.73
Hampshire	271,505	1,381,205	438,035	109,830	749,616	1,270	56,735	372,180	174,920	2,310,716	41,785.22
Hancock	141,950	378,200	1,210	2,080	153,930	1,270	1,030	372,180	228,180	3,776,430	86,651.00
Harrison	1,830,210	9,619,230	5,111,160	193,287	1,038,130	3,510	69,970	42,160	156,755	3,011,815	49,233.62
Jefferson	115,210	19,175	438,600	673,570	818,675	375,671	262,875	6,756,505	2,336,970	29,735,590	590,685.39
Johnston	453,490	24,205	244,675	381,165	2,070,830	85,301	10,350	76,469	408,603	6,256,705	66,163.49
Kanawha	2,313,395	8,616,595	4,081,815	3,538,035	4,073,585	85,301	10,350	76,469	408,603	6,256,705	87,761.16
Lincoln	469,850	578,110	578,110	3,078,010	2,633,930	85,301	10,350	903	2,015,970	30,143,919	718,293.27
Lewis	161,075	53,925	3,452,051	265,315	6,270	88,220	10,305	675,150	174,350	2,619,490	128,988.79
Logan	682,810	5,568,895	41,110	144,901	874,370	88,220	13,440	675,150	174,350	2,619,490	112,565.45
Madison											283,169.99

STATEMENT LXXXVIII—Continued  
Number and Assessed Valuation of Certain Subjects of Personal Property for the Year 1921

COUNTIES	O	P	PP	Q	R	S	T	U, X, Y	V	W	Z
	Furniture not otherwise enumerated. But articles assessed as property used in connection with any trade or business, or as tangible personal property of any incorporated company, and of any tangible personal property used in connection with any trade or business.	The value of all tangible personal property of any incorporated company, and of any tangible personal property used in connection with any trade or business.	The value of all chattels real of every person, firm or incorporated company. Note—(Lease-holds are to be entered in this column.)	The value of all tangible property not otherwise assessed.	The money of every person, firm and incorporated company.	The value of credits and investments not otherwise assessed.	The amount of debt under control of a receiver or commissioner, or deposited or invested by order of court to the credit of any suit.	(Y) Net amount of Money, Credit and Investments after deducting (X) Indebtedness allowed in Sec. 67, Chapter 29, Code.	The value of the capital, surplus and undivided profit of any bank, trust company or banking association subject to taxation: or if the shares are listed to the stockholders, the total value of such shares of stock.	Total amount of all personal property under the different heads.	Total rate of levy and total amount of taxes for all purposes for each District, Independent School District and Municipality.
Marion	1,057,325	3,921,842	3,605,220	747,069	4,348,680	155,607	238,970	597,171	1,690,955	18,898,287	405,319.57
Marshall	558,820	6,358,230	3,362,430	86,580	2,252,060	.....	.....	847,100	12,430,510	32,430,510	202,602.47
Mason	185,670	644,385	355	180,875	1,061,890	206	7,490	.....	223,817	3,890,807	277,736.96
Mercer	1,970,820	801,770	4,696,365	52,565	1,061,890	.....	.....	3,105,144	1,058,306	13,231,026	268,646.30
Mineral	294,570	1,312,880	1,110,830	101,300	708,772	428,082	15,960	3,245,991	407,460	4,550,950	91,963.37
Mingo	601.10	16,920	9,755	3,212,348	538,314	58,006	83,203	55,710	201,660	5,638,231	141,944.38
Monongalia	816,589	3,605,521	2,042,368	490,529	1,027,020	1,200	21,243	5,867,032	1,337,815	15,874,545	318,591.08
Monroe	109,910	25	69,935	339,290	23,690	1,000	23,590	337,532	202,825	2,408,442	45,062.09
Morgan	150,015	503,810	129,250	78,610	109,395	184,080	25,730	28,106	711,100	1,800,612	32,230.02
McDowell	1,763,987	66,180	371,180	146,310	1,027,020	1,850	24,250	957,006	1,000,000	15,768,150	400,863.12
Nicholas	266,527	3,167,844	25,882	261,683	1,027,020	1,850	24,250	735,946	1,000,000	15,768,150	400,863.12
Ohio	1,714,816	13,132,965	23,610	261,683	3,395,512	1,039,007	157,825	9,082,899	711,100	6,318,571	116,319.94
Pendleton	53,059	138,565	.....	72,891	3,248,780	.....	7,750	3,404,490	148,410	3,315,747	.....
Pleasants	126,187	57,300	1,894,380	652,510	738,510	.....	1,860	540,490	139,799	2,313,798	38,714.73
Pocahontas	263,430	1,898,085	390	169,420	498,235	172,960	13,815	203,985	23,570	4,763,080	73,685.84
Putnam	542,505	1,700	3,885	1,783,545	2,385,905	874,005	300	325	23,570	8,408,480	92,310.00
Raleigh	151,630	486,470	91,385	57,670	1,459,324	110,590	1,175	.....	197,300	2,406,023	45,942.73
Randolph	307,485	1,966,727	3,402,505	176,950	1,459,324	110,590	1,175	.....	288,300	10,685,567	245,080.99
Roane	245,950	2,728,075	5,000	372,170	2,051,915	.....	1,700	.....	388,835	6,797,605	136,064.00
Ritchie	161,920	138,675	4,536,560	670,245	1,754,660	.....	47,930	.....	382,580	9,327,530	159,457.92
Summers	194,765	733,814	1,050	509,455	1,132,345	117,615	2,300	.....	865,700	9,321,500	144,288.31
		733,814	306,000	306,000	306,000	117,615	2,300	.....	263,874	2,323,750	54,060.03



Taylor.....	347,600	1,012,560	23,060	539,480	3,039,370	7,870	530,080	5,870,880	104,044.12
Tucker.....	348,000	1,902,330	148,985	146,500	384,860	10,180	254,940	3,663,770	83,280.78
Tyler.....	331,350	160	30,085	4,686,730	1,443,085	1,825	759,060	7,832,373	144,839.06
Updear.....	313,170	827,775	1,326,335	738,265	798,535	2,370	.....	4,080,433	89,002.90
Wayne.....	303,000	66,710	5,000	246,540	.....	.....	.....	3,759,670	83,135.44
Webster.....	85,380	1,112,990	4,116,145	189,487	.....	.....	.....	2,304,470	55,164.11
Wesley.....	290,720	927,900	4,116,145	330,240	.....	17,170	299,985	8,649,750	158,068.36
Wirt.....	74,197	190,720	603,038	184,863	40,358	6,240	68,575	2,339,835	39,550.88
Wood.....	1,081,883	7,123,470	2,225,095	1,224,260	2,496,320	1,263,780	1,075,370	19,711,660	311,745.00
Wyoming.....	208,640	1,721,970	2,110	82,768	.....	18,610	37,985	3,076,080	70,130.41
Totals.....	\$ 27,949,266	\$107,292,844	\$ 56,040,490	\$ 38,687,448	\$ 82,354,101	\$ 2,775,730	\$ 24,149,310	\$439,744,673	\$ 8,748,206.02





















Department of State Tax Commissioner

FOR INSPECTION AND SUPERVISION  
OF PUBLIC OFFICES

Seventh Annual Report

AUDIT OF THE FINANCES

OF

State of West Virginia

**Showing in Detail the Sources of Revenue and the Pur-  
poses of Expenditures for the Fiscal Year  
Ending June 30, 1921.**



1920-1921



TRIBUNE PRINTING CO., CHARLESTON, W. VA.

## LETTER OF TRANSMITTAL

---

STATE OF WEST VIRGINIA,  
OFFICE OF STATE TAX COMMISSIONER,  
CHARLESTON, OCTOBER 30, 1921.

*To His Excellency, EPHRAIM F. MORGAN,  
Governor of West Virginia.*

SIR:—In compliance with the provisions of Chapter 40, Acts of the Legislature, Regular Session 1915, I herewith submit to you the Seventh Annual Report covering Financial Transactions of the State of West Virginia for year ending June 30, 1921.

Your attention is called to pages 13 to 17, inc., of this report, showing both actual and estimated condition of the "State Fund General Revenue".

Respectfully submitted,

WALTER S. HALLANAN,  
*State Tax Commissioner, Ex-Officio Chief  
Inspector of Public Offices.*

## Letter of Chief Accountant

---

HON. WALTER S. HALLANAN,  
*Chief Inspector and Supervisor of Public Offices.*

SIR:

I have the honor to report that in compliance with your instructions and the provisions of an Act of the Legislature of West Virginia entitled: "*An Act to Provide for an Annual Report of all Financial Transactions of the State \* \* \**," (Acts Regular Session 1915, Chapter 40), I proceeded to audit the finances of the State of West Virginia and report thereon showing in detail the receipts and disbursements for year ending June 30, 1921, and was assisted in compiling the facts contained in this report by C. A. Wood, H. C. Paxton, W. E. Whiteman and W. E. McKnight.

Briefly stated, the cash receipts and disbursements of the State for the year ending June 30, 1921, are as follows:

### Cash Receipts and Disbursements of the State Treasury of West Virginia for the Year Ending June 30, 1921.

---

#### GENERAL SCHOOL FUND

Cash Balance July 1, 1920 . . . . . \$ 482,923.03

#### *Receipts*

Receipts for the year ending June 30, 1921 (see page  
32 for itemized list) . . . . . 1,022,879.33

Total receipts, including balance . . . . . \$ 1,505,802.36

*Disbursements*

Payments to the several school districts apportionment of the Supplemental Aid to Teachers' and Building Funds (see page 56 for itemized list).....	\$ 653,757.50
Payments for support of Department of Free Schools, and other purposes (see page 44 for itemized list).....	185,964.66
Total disbursements.....	<u>839,722.16</u>
Cash balance, July 1, 1921.....	\$ 666,080.20

**THE SCHOOL FUND**

Cash balance July 1, 1920.....	\$ 7,000.00
--------------------------------	-------------

*Receipts*

From redemption of bonds and other securities of "The School Fund" (see page 32 for itemized list).....	63,200.00
Total receipts, including balance.....	\$ <u>70,200.00</u>

*Disbursements*

For investment in bonds and other securities (see page 42 for itemized list).....	64,500.00
Cash balance, July 1, 1921.....	\$ <u>5,700.00</u>

### WORKMEN'S COMPENSATION FUND

Cash balance July 1, 1920..... \$ 13,568.13

#### Receipts

Premiums on Insurance.....	\$ 3,197,504.18	
Interest on Deposits.....	7,398.17	
Interest on Investments.....	\$ 430,781.17	
Less accrued interest on bonds....	46,791.60	383,989.57
Redemption of Bonds.....	\$ 1,153,100.00	
(See page 33 for itemized list)		
Total receipts.....		\$ 4,741,991.92
Total receipts including balance.....		\$ 4,755,560.05

#### Disbursements

For payments of benefits.....	\$ 1,620,070.62	
For investment in bonds and other securities (see page 42 for itemized list).....	\$ 2,955,500.00	
Administration expense other than Salary of Commissioner (see page 357 for itemized list).....	139,982.76	
Audit of Department.....	4,475.69	
Total disbursements.....		\$ 4,720,029.07
Cash balance July 1, 1921.....	\$	35,530.98

### STATE FUND—GENERAL REVENUE

Cash balance July 1, 1920..... \$ 44,071.75

#### Receipts

Receipts for the year ending June 30, 1921 (see page 34 for itemized list).....	\$ 5,052,385.46	
Total receipts, including balance.....		\$ 5,096,457.21



*Disbursements*

For payment of requisitions of State Board of Control which are payable out of "general revenue" (see page 152 for detail) . . .	3,020,260.79	
For payment of requisitions of others than State Board of Control which are payable out of "General Revenue" (pages 59 to 151) . . . . .	1,877,906.09	
	<hr/>	
Total disbursements . . . . .		\$ 4,898,166.88
Cash balance July 1, 1921 . . . . .		\$ 198,290.33

**STATE FUND—SPECIAL REVENUE**

Cash Balance, July 1, 1920 . . . . .	\$ 347,217.20
--------------------------------------	---------------

*Receipts*

Cash available for appropriations which are payable on requisitions of State Board of Control out of money collected for specific purposes (see page 35 for itemized list) . . . . .	\$ 1,253,623.89
Cash available for payment of appropriations which are payable on requisitions of others than State Board of Control out of moneys collected for specific purposes (see page 35 for itemized list) . . . . .	263,019.00
	<hr/>
Total receipts . . . . .	1,516,642.89
Total receipts, including balance . . . . .	\$ 1,863,860.09

*Disbursements*

For payment of requisitions of State Board of Control which are payable out of moneys collected for specific purposes (see page 333 for itemized list) . . . . .	\$ 1,246,648.70
For payment of requisitions of others than State Board of Control which are payable out of moneys collected for specific purposes (see page 314 for itemized list) . . . . .	223,245.70
Total disbursements . . . . .	\$ 1,469,894.40
Cash balance July 1, 1921 . . . . .	\$ 393,965.69

**STATE FUND—MONEYS BELONGING TO COUNTIES  
DISTRICTS AND MUNICIPALITIES**

Cash balance July 1, 1920 . . . . . \$ 223,803.81

*Receipts*

Cash available for payment to counties, districts and municipalities, the county, district and municipal taxes collected on delinquent lands . . . . .	\$ 227,302.12
Cash available for payment to counties, districts and municipalities, the county, district and municipal taxes collected from public service corporations . . . . .	6,579,644.05
Total receipts . . . . .	\$ 6,806,946.17
Total receipts, including balance . . . . .	\$ 7,030,749.98

*Disbursements*

For payment to counties, districts, and municipalities, the county, district and municipal taxes collected on delinquent lands (see page 360 for itemized list).....	334,506.10	
For payment to counties, districts and municipalities, the county district and municipal taxes collected from public service corporations (see page 361 for itemized list).....	6,577,771.95	
Total disbursements.....		6,912,278.05
Cash balance July 1, 1921.....	\$	118,471.93

**STATE ROAD FUND**

Cash balance July 1, 1920.....	\$	933,234.11
--------------------------------	----	------------

*Receipts*

Receipts for the year ending June 30, 1921 (see page 41 for itemized list).....	\$	2,156,521.60
Total receipts and balance.....	\$	3,089,755.71

*Disbursements*

Disbursed for the year ending June 30, 1921 (see page 320 for itemized list).....	1,747,757.78	
Cash balance July 1, 1921.....	\$	1,341,997.93

**SINKING FUND FOR PAYMENT OF VIRGINIA DEBT**

Cash balance July 1, 1920.....	\$	498,081.89
--------------------------------	----	------------

*Receipts*

State Levy on Real and Personal..	\$	1,246,802.37	
State Levy on Public Service Corp.		344,881.33	
Forfeitures.....		3,378.93	
Fees Registering Bonds.....		97.00	\$ 1,595,159.63
Total receipts including balance.....	\$		2,093,241.52

*Disbursements*

Redemption of Bonds.....	\$ 1,639,458.01	
Redemption Fractional Certificates.....	4,867.93	
		<hr/>
Total Redemption.....	\$ 1,644,325.94	
Par value of re- demption.....	\$ 2,030,898.74	
Interest on bonds purchased.....		28,625.28
Interest on registered and coupon bonds.....	417,240.20	
Less overpayment refunded.....	2,725.63	414,514.57
		<hr/>
Cash paid in lieu of bonds.....		275.37
Expense, later re- funded by appro- priation Virginia Debt Expense...	1,617.97	
		<hr/>
Total Disbursements.....	\$ 2,087,741.16	
		<hr/>
Cash balance July 1, 1921.....	\$	5,500.36

**CASH BALANCE IN STATE TREASURY OF WEST VIR-  
GINIA, JULY 1, 1921, BY FUNDS, AS SHOWN  
BY AUDITOR'S AND TREASURER'S  
RECORDS**

The School Fund.....	\$	5,700.00
General School Fund.....		666,080.20
Workmen's Compensation Fund.....		35,530.98
State Fund—General Revenue.....		198,290.33
State Fund—Special Revenue.....		393,965.69
State Fund—Moneys belonging to Counties, Dis- tricts and Municipalities.....		118,471.93
State Road Fund.....		1,341,997.93
Sinking Fund—Virginia Debt.....		5,500.36
		<hr/>
Total cash balance, all funds.....	\$	2,765,537.42

NOTE—\$14,255.94 of the above balance is not available for checking purposes and is represented by deposits made in the following banks, which have been in the hands of receivers:

Fidelity Banking & Trust Co., Bluefield.....	\$	13,457.39
First National Bank, Sutton.....		67.49
First National Bank, Friendly.....		537.34
Grafton Bank.....		193.72
		<hr/>
Total.....	\$	14,255.94

**BONDS AND OTHER SECURITIES OWNED BY THE STATE  
OF WEST VIRGINIA, JULY 1, 1921, ACCOUNT  
INVESTMENT OF:**

The School Fund.....	\$ 994,300.00
Workmen's Compensation Fund.....	9,265,300.00
<b>Total.....</b>	<b>\$10,259,600.00</b>

NOTE—See page 380 for list of bonds and securities owned by State.

NOTE—The securities owned by the State account investment of "The School Fund" cannot be disposed of except for reinvestment and the income from same must be credited to the "General School Fund."

The securities owned by the State account investment of "Workmen's Compensation Fund" cannot be used for any purpose but for the payment of benefits awarded by the Compensation Commissioner.

*Explanation of "General School Fund"*

The "General School Fund" can be expended only for the payment of appropriations for salaries and expenses of the State Department of Free Schools, compensation of Institute Instructors per diem and expense of State Board of Education, expense of Uniform Examinations, salaries of County Superintendents, cost of Certification and Publishing of Delinquent Taxes, and distribution of school moneys to the several school districts of the State.

*Explanation of "The School Fund"*

"The School Fund" cannot be expended, but can only be invested, the income from same to be credited to the "General School Fund."

*Explanation of "Workmen's Compensation Fund"*

The "Workmen's Compensation Fund" can be expended only for the payment of benefits awarded by the Compensation Commissioner, and for the cost of administration of the fund.

*Explanation of "State Fund—General Revenue"*

The "State Fund—General Revenue" can be expended only for the payment of appropriations made by the Legislature, which are payable out of the "General Revenue."

*Explanation of "State Fund—Special Revenue"*

The "State Fund—Special Revenue" can be expended only for the payment of appropriations which are payable on the requisitions of the State Board of Control out of money collected for the specific purpose and of appropriations which are payable on requisition of the Public Service Commission, Tax Commissioner, State Department of Health, Adjutant General, Commissioner of Agriculture and State Auditor, out of money collected for the specific purpose.

*Explanation of "State Fund—Moneys Belonging to Counties, Districts and Municipalities"*

The "State Fund—Moneys belonging to Counties, Districts and Municipalities" can be disbursed only for payment to counties, districts and municipalities, the amount of county, district and municipal taxes collected by the State Auditor on account of delinquent lands and public service corporations. At the time of collecting State tax on delinquent lands and on property assessed by the Board of Public Works the State Auditor collects county district and municipal taxes on said property.

*Explanation of "State Road Fund"*

The "State Road Fund" consists of the proceeds of all state license taxes collected upon automobiles, motor or steam driven vehicles, and on chauffeurs or operators, and in addition thereto, the amount derived from the sale of \$50,000,000. state road bonds, authorized to be issued by the constitution, \$15,000,000. of said \$50,000,000. were sold in the fall of 1921 and placed in said fund. The \$15,000,000. can be used only for the construction or reconstruction of state roads, the balance of the fund can be expended only for the purpose of paying the expenses of the State Road Commission, as appropriated by the legislature for the payment of interest on and principal of outstanding road bonds, and for construction, reconstruction, and maintenance of state roads.

## ACTUAL CONDITION "STATE FUND—GENERAL REVENUE" JULY 1, 1921

The "State Fund—General Revenue", July 1, 1921, included \$485,809.39 of "1922 General Revenue" or revenue for the year ending June 30, 1922, which was collected in advance. Salaries and other expenses aggregating \$242,231.07 incurred prior to July 1, 1921, were not paid until after said date, hence these expenditures would not be shown by the fund on July 1, 1921.

Approximately \$880,000.00 of "1921 General Revenue" or revenue belonging to the year ending June 30, 1921, was uncollected July 1, 1921, hence this revenue would not be included in the fund on July 1, 1921.

Therefore, to determine the actual condition of the "State Fund—General Revenue" July 1, 1921, there should be added to the "Cash Balance in the Fund July 1, 1921..... \$ 198,290.33

1921 revenue uncollected and not included in fund July 1, 1921.....	880,000.00
Total.....	\$ 1,078,290.33

And there should be deducted from the balance the following:

1922 revenue collected in advance and included in fund July 1, 1921.....	\$ 485,809.39
1921 expenses paid after July 1, 1921.....	242,231.07
§1921 Appropriations for Buildings and Land unexpended...	272,655.47
§1921 Appropriations for other purposes unexpended.....	179,770.89
Total to deduct.....	\$ 1,180,466.82

Leaving as an actual deficit in the State Fund—General Revenue July 1, 1921..... \$ 102,176.49

### *Former Year Appropriations Unexpended*

Appropriations carried over from former years which are available for expenditure during the year ending June 30, 1922, are shown by the following table.

Building and Land:

West Virginia University.....	\$ 122,801.30
Experiment Station.....	8,440.24
Potomac School.....	120.33
Fairmont Normal School.....	62,557.98
Deaf and Blind School.....	29,792.87
Colored Deaf and Blind School.....	20,001.75

Weston Hospital.....	2,500.00
Huntington Hospital.....	25,564.85
Colored Hospital for Insane.....	876.15
Total Buildings and Land	\$ 272,655.47
<b>Sundry Purposes:</b>	
Temporary Capitol and Equipment.....	\$ 17,634.88
Wrecking Old Capitol building.....	19,032.15
Auditor's Office—Land Grant Index.....	3,500.00
Oil and Gas Tax Transportation Litigation.....	17,376.69
Suit: Pa. and Ohio vs. W. Va.....	25,366.96
Reprinting 9 vol. Sup. Court Reports.....	29,400.00
Widow of Chas. Walker.....	1,100.00
Printing and Binding.....	66,360.21
Total Sundry.....	\$ 179,770.89
 Grand Total.....	 \$ 452,426.36

Chapter 5 of Acts 1917 provides that every appropriation except for Buildings and Land remaining unexpended at the end of the year shall cancel, except all appropriations remain in effect for 60 days for the payment of former years' bills. Appropriations canceled under this act aggregated \$77,434.70. (see page 403 for itemized list. Appropriations for Buildings and Land remain in effect for three years from the date of passage of appropriation act.

Note—The above amount of \$272,655.47 is amount carried over and actually expended. The amount canceled in 1922, \$98,751.99, under the three year expiration law has been eliminated.

The appropriations shown above designated for sundry purposes were made available by the Legislature for the year 1921, with a special provision that the same should continue in force until the purposes of the appropriations had been carried out.

### ESTIMATED CONDITION OF "STATE FUND—GENERAL REVENUE" JUNE 30, 1922

Actual Deficit in "State Fund—General Revenue—  
July 1, 1921..... \$ 102,176.49

#### *Disbursements*

Estimated expenditures out of General Revenue for year ending June 30, 1922.

Disbursements by State Board of Control:

Salaries and current expenses...	\$ 2,586,300.00
Repairs and improvements.....	348,500.00
Buildings and Land.....	1,372,282.46

Total State Board of Control. \$ 4,307,082.46



Department of Public Safety expenses.....	450,000.00	
Appropriation to General School Fund.....	300,000.00	
Capitol Buildings and Land....	750,000.00	
Governor's Mansion and Grounds.	82,500.00	
Repairs and Improvements.....	15,000.00	
Expenditures by all other departments and commissions.....	1,554,400.00	
		<hr/>
Grand total estimated expenditures (see page 28 for itemized list).....		\$ 7,458,982.46
		<hr/>
Total estimated disbursements including deficit at beginning of year.....		\$ 7,659,910.94

*Receipts*

Estimated "General Revenue" receipts for year ending June 30, 1922 (see page 27 for itemized list).....		6,107,000.00
		<hr/>
Estimated Deficit in "State Fund—General Revenue" June 30, 1922.....		\$ 1,552,910.94

*Appropriations Unexpended June 30, 1922*

The above estimate provides for the expenditure of the entire amount appropriated for the year ending June 30, 1922. (except to General School Fund.) Hence on the basis of the above estimate no appropriations would remain unexpended June 30, 1922.

The appropriation to the General School Fund of \$300,000.00, shown above, for the current year is the amount necessary to meet the requirements of said fund. The appropriation authorized for this purpose is \$1,000,000.00, however, only \$300,000.00 will be required for the current year due to the fact that the assessment year was changed to January 1st, thereby permitting earlier payments of capitation taxes into the Fund than heretofore, and due to the fact of abnormal receipts for the present year on account of complete and earlier settlements with the assessors of capitation collections.

*THE STATE'S FINANCIAL CONDITION*

It will be seen from the foregoing statements that the "State Fund—General Revenue" on June 30, 1921, showed a deficit of \$102,176.49. This deficit is much less than the estimated deficit, for the reason that the state's income from excise tax on corporations amounted to more than double the estimate, and that the state received an additional amount from this source account change in Act by the 1921 Legislature, which required corporations to pay the tax accruing on business during the six months ending June 30, 1921. The tax accruing for this period is treated as revenue belonging to the year ending June 30, 1921, hence reducing the deficit as of June 30, 1921. The Act of the Legislature of 1921 repealed the Excise Tax Law on all business transacted after June 30, 1921, and enacted in lieu thereof what is commonly known as the "Gross Sales Tax Law." The State's revenue from the last year from inheritance tax and tax on insurance, also exceeded the estimate and helped in further reducing the estimated deficit.

It will be seen from the foregoing statement, that if all appropriations are expended which are authorized to be expended for the year ending June 30, 1922, that it is estimated the state will finish the year with a deficit in "State Fund—General Revenue" of \$1,552,910.94.

In estimating the receipts for the year ending June 30, 1922, the amount to be received from the Gross Sales Tax law is estimated at \$2,500,000. This law is entirely new and it is impossible to estimate closely the revenue to be received from this source, It is believed, however, that the revenue will not exceed the estimate. The volume of business so far this year is much below normal; in normal business conditions the act probably would produce a million or more in excess of the estimated amount for the current year. The tax is dependent entirely upon the volume of business.

The deficit June 30, 1922, however, will be less than \$1,552,910.94, for the reason that an effort will be made to delay the expenditure of appropriations which can be postponed, until such time as the state has sufficient revenue to meet all of its requirements.

Included in the appropriations available for expenditure during the year ending June 30, 1922, are appropriation for capitol buildings and land—\$750,000.00 Governor's Mansion and grounds—\$82,500.00; buildings and lands for institutions under the control of the State Board of Control—\$1,372,282.46, making a total for buildings and land of \$2,204,782.46. A part of the buildings are under construction and must of necessity be completed.

However, it must be kept in mind that appropriations for buildings and land carried over into the next year are, under the law, available for expenditure and must be taken care of together with the appropriations for the next year. Appropriations for

buildings and land remain in effect and are available for expenditure for three years from the date of the passage of the Appropriation Act, hence, the appropriations for buildings and land will be available for expenditure until May, 1924. Many of the appropriations for buildings and land are for the purpose of taking care of present needs rather than anticipating future wants, hence, these expenditures can be postponed temporarily but not indefinitely.

The Legislature of 1919 enacted a law providing a special privilege tax for the transportation of oil and gas by pipe lines. The constitutionality of this law was attacked, and the Circuit Court of Kanawha County held the act to be unconstitutional. The Supreme Court of Appeals of this State held the act to be constitutional insofar as it applied to intra-state business. The United States Supreme Court reversed the Court below. The construction of the opinion of the United States Supreme Court is now pending before the Supreme Court of Appeals of this State to determine if the entire act is invalid, or if the act is valid insofar as imposing a tax on oil and gas both transported and consumed within West Virginia. If the entire act is not held to be invalid the State probably will receive between \$100,000. and \$200,000. The 1921 Legislature repealed the act, hence, the revenue received will be only for the two years that the act remained in effect. At the time the act was passed, it was intended to apply the tax to both intra-state and inter-state business. It was estimated that it would produce over a million dollars revenue annually, and the appropriations made by the Legislature were made on that basis. The Legislature also used \$1,062,867.16 of the General Revenue of the State to make the cash payment on the Virginia Debt; no part of which was replaced by Special Revenue. This payment eliminated the State's Surplus and left nothing with which to meet emergencies. A large part of the revenue of the State has been required to make up these losses, contributing at least in part to the State's present financial condition.

#### *Virginia Debt Fund*

Chapter 10, Acts 1919, Extra Session, creates a Virginia Debt Sinking Fund, for the purpose of paying the principal and interest on \$13,500,000.00, 3  $\frac{1}{2}$  % bonds, dated January 1, 1919, issued as a part payment in settlement of the Virginia Debt. The balance of the payment being made in cash, \$1,062,867.16, out of the State Fund—General Revenue. The Act provides that West Virginia shall retain \$1,133,500.00 of the \$13,500,000.00 of bonds, until it is ascertained by the commonwealth of Virginia and certified to the state of West Virginia, the amount of said reserved bonds that West Virginia is entitled to retain in escrow representing lost, destroyed or undeposited Virginia deferred certificates. The Circuit Court of the City of Richmond found said amount to be \$861,225.00; thereupon the State of West Virginia reduced the amount of \$1,133,500 by delivering an additional amount of \$272,275.00.

The amount of \$861,225 is to be held by West Virginia in escrow until Virginia deferred certificates, which they represent, have been filed with the commonwealth of Virginia and certified to the State of West Virginia. The commonwealth of Virginia filed prior to July 1, 1921 certificates calling for delivery of escrow bonds, amounting to \$275,100.00. Any part of the \$861,225.00 remaining at the end of 20 years shall be the property of West Virginia. The act provides that a direct levy shall be laid sufficient to pay the interest on the bonds and 1-20 of the principal, annually. The first levy laid under this act was the 1919 levy of 10 cents.

The law provides that at least 1-20 of the total issue of the bonds shall be retired annually, beginning with the year 1919. If the Board of Public Works fail to purchase the required amount, then the required amount shall be retired by lot.

No bonds were retired during the first year, account the bonds being undistributed in the hands of the Virginia Commission; hence, the bonds were not available for purchase.

Distribution to the owners was not made by Virginia account litigation pending the courts of Virginia. The State has purchased \$2,030,000.00 of West Virginia bonds, so as to meet the annual retirement requirements for the years 1919, 1920, 1921 and a part of 1922. These bonds were purchased at an average price of approximately 81.

A part of the levy laid for any one year is not received by the State, until the following year; hence, a surplus should be maintained to cover the revenue in process of collection and to permit the Board of Public Works to anticipate the required purchase of bonds. Doubtless, a saving can be made in the purchase of bonds, if funds are available to make purchases throughout the year, instead of the required amount at the end of the year.

The estimated receipts and liabilities of the Virginia Debt Fund for the year ending June 30, 1922, are as follows:

*Receipts*

Estimated revenue, 10 cent direct levy . . . . . \$ 1,595,000.00

*Liabilities*

Jan. 1, 1922, interest on bonds . . . \$ 200,000.00  
 July 1, 1922, interest on bonds . . . 200,000.00  
 1-20 principal of bonds . . . . . 675,000.00

Total . . . . . \$ 1,075,000.00

Estimated Surplus July 1, 1922, Virginia Debt  
 Fund . . . . . \$ 520,000.00

It will be seen from the above statement of receipts and liabilities, that the State will have funds with which to purchase sufficient bonds to meet the requirement for the year 1922, and at least the greater part of the requirement for the year 1923.

*State Levies*

As a part of the State's General Revenue for the year ending June 30, 1922, a 1921 State Levy of 10 cents was laid.

In addition to the General State levy of 10 cents, a 10 cent 1921 Virginia Debt levy was laid.

*Expenditures for Permanent Improvements*

The following table shows expenditures by the State out of "General Revenue" for Buildings and Land, Repairs and Improvements, during the last twelve years:

Year	Amount
1907-1908 . . . . .	\$ 93,106.25
1908-1909 . . . . .	73,947.59
1909-1910 . . . . .	123,657.40
1910-1911 . . . . .	183,690.50
1911-1912 . . . . .	184,185.37
1912-1913 (9 months) . . . . .	63,745.32
1913-1914 . . . . .	159,140.78
1914-1915 . . . . .	243,409.19
1915-1916 . . . . .	650,750.39
1916-1917 . . . . .	330,269.10
1917-1918 . . . . .	490,537.65
1918-1919 . . . . .	333,506.23
1919-1920 . . . . .	521,146.58
1920-1921 . . . . .	654,659.77
Total . . . . .	\$ 4,105,752.12

*Percentage Classification*

The total amount disbursed by the State for all purposes (except investment of the "School Fund", disbursements from the "Workmen's Compensation Fund," disbursements of taxes collected for counties, districts and, municipalities) during the year ending June 30, 1921, was \$4,898,166.88 from "General Revenue" and \$6,144,315.50 from "Special Revenue," total \$11,042,482.38. Briefly stated, this amount was expended from appropriations for the following purposes:

For What Purpose	Amount expended	Percent of total amount expended
Education.....	\$ 2,990,642.48	\$ 41.58
Boy's and Girls' Industrial Schools and Schools for Deaf and Blind.....	170,349.36	2.38
Hospitals.....	1,075,503.08	14.95
Children's Home.....	47,802.43	.66
Courts and Law Library.....	200,681.35	2.79
Criminal Charges.....	91,854.84	1.28
Militia.....	1,002.70	.01
West Virginia Penitentiary.....	284,204.92	3.94
Maintenance Capitol Buildings and Grounds.....	271,993.57	3.78
State Elective Offices and Departments.....	321,989.33	4.48
State Appointive Offices, Commissions and Boards.....	618,087.06	8.59
Insurance on Public Buildings....	37,147.99	.52
Agricultural Experiment Station..	177,838.86	2.47
Geological and Economic Survey..	52,187.99	.72
Printing, Binding and Stationery..	196,651.60	2.73
Civil Contingent.....	13,416.05	.19
Department of Public Safety.....	211,925.69	2.95
Community Packing House.....	15,519.44	.22
Miscellaneous Purposes.....	46,813.42	.65
Extraordinary Purposes.....	49,703.49	.69
West Virginia Legislature.....	318,088.13	4.42
<b>Total.....</b>	<b>\$ 7,193,403.78</b>	<b>100.00</b>
§Virginia Debt.....	\$ 2,087,741.16	
§State Road Commission.....	1,747,757.78	
§State Council of Defense War Fund.....	8,032.00	
§War Training (Federal).....	5,547.66	

Grand Total..... \$11,042,482.38

§The last 4 items are not included in the percentage calculations, being new expenditures not common to former years.

*Per Capita Classification*

As shown by the preceding table the total amount expended by the State during the year ending June 30, 1921, from both "General Revenue" and "Special Revenue" was \$11,042,482.38.

Based on the Federal Census of January 1, 1920—1,463,610, with the estimated increase to Jan. 1, 1921 of 24,258 making a total of 1,487,868, a per capita expenditure of \$7.42 is obtained for West Virginia.

The per capita of \$7.42 is divided as follows:

	Amount Expended	Per Capita
Aid to Local School Funds (including salaries of County Superintendents of schools) . . . . .	\$ 743,365.06	\$ .50
Buildings and Land, Repairs and Improvements . . . . .	654,659.77	.44
Department of Public Safety . . . . .	211,925.69	.14
State Road Fund—State . . . . .	820,285.98	.55
State Road Fund—Federal . . . . .	927,471.80	.63
State Council of Defense War Fund . . . . .	8,032.00	.01
Federal War Training . . . . .	5,547.66	.00
Virginia Debt . . . . .	2,087,741.16	1.40
All other purposes (General) . . . . .	5,583,453.26	3.75
<b>Total . . . . .</b>	<b>\$11,042,482.38</b>	<b>\$7.42</b>

Eliminating the disbursements of Federal Aid to the State Road Fund, the per capita would be \$6.79.

The per capita for the year ending June 30, 1920, was \$5.10, divided as follows:

	Amount Expended	Per Capita
Aid to Local School Funds (including salaries to County Superintendents of schools) . . . . .	\$ 574,230.01	\$ .39
Buildings and Land, Repairs and Improvements . . . . .	521,146.58	.35
Department of Public Safety . . . . .	94,843.82	.07
State Road Fund—State . . . . .	829,396.06	.57
State Road Fund—Federal . . . . .	429,555.68	.29
State Council of Defense War Fund . . . . .	1,280.90	.00
Federal War Training . . . . .	36,457.83	.02
Virginia Debt . . . . .	661,980.92	.45
All other purposes (General) . . . . .	4,322,126.77	2.96
<b>Total . . . . .</b>	<b>\$ 7,471,018.57</b>	<b>\$ 5.10</b>

Eliminating the disbursements of Federal Aid to the State Road Fund, the per capita would be \$4.81.

The per capita for the year ending June 30, 1919, was \$4.54, divided as follows:

	Amount Expended	Per Capita
Aid to Local School Funds (including salaries of County Superintendents . . .	\$ 908,412.31	\$ .63
Buildings and Land, Repairs and Improvements . . . . .	333,506.23	.23
State Road Fund—State . . . . .	311,874.59	.22
State Road Fund—Federal . . . . .	49,290.80	.03
State Council of Defense War Fund . . . . .	34,933.11	.02
Federal War Training . . . . .	187,298.72	.13
Virginia Debt . . . . .	1,106,219.63	.76
All other purposes (General) . . . . .	3,653,684.94	2.52
<b>Total . . . . .</b>	<b>\$ 6,585,220.33</b>	<b>\$ 4.54</b>

Eliminating the disbursements of Federal Aid to the State Road Fund, the per capita would be \$4.51.

The per capita for the year ending June 30, 1918, was \$3.07, divided as follows:

	Amount Expended	Per Capita
Aid to Local School Funds (including salaries of County Superintendents of Schools . . . . .	\$ 703,707.53	\$ .49
Buildings and Land, Repairs and Improvements . . . . .	490,537.65	.34
State Road and State War Funds . . . . .	192,595.48	.13
All other purposes (General) . . . . .	2,994,663.11	2.11
<b>Total . . . . .</b>	<b>\$ 4,381,503.77</b>	<b>\$ 3.07</b>

The per capita for the year ending June 30, 1917, was \$2.88, divided as follows:

	Amount Expended	Per Capita
Aid to Local School Funds (including salaries of County Superintendents of Schools) . . . . .	\$ 695,433.46	\$ .50
Buildings and Land, Repairs and Improvements . . . . .	364,991.49	.26
All other purposes (General) . . . . .	2,974,410.11	2.12
<b>Total . . . . .</b>	<b>\$ 4,034,835.06</b>	<b>\$ 2.88</b>

The per capita for the year ending June 30, 1916, was \$3.06, divided as follows:

	Amount Expended	Per Capita
Aid to Local School Funds (including salaries of County Superintendents of Schools) . . . . .	\$ 775,331.67	\$ .57
Buildings and Lands, Repairs and Improvements . . . . .	697,277.60	.51
All other purposes (General) . . . . .	2,700,766.25	1.98
<b>Total . . . . .</b>	<b>\$ 4,173,375.52</b>	<b>\$ 3.06</b>



The per capita for the year ending June 30, 1915, was \$2.75, divided as follows:

	Amount Expended	Per Capita
Aid to Local School Funds (including salaries of County Superintendents of Schools.....	\$ 698,902.01	\$ .51
Buildings and Lands, Repairs and Improvements.....	273,068.74	.20
All other purposes (General).....	2,769,281.76	2.04
<b>Total.....</b>	<b>\$ 3,741,252.51</b>	<b>\$ 2.75</b>

A comparison of the per capita for the last seven years for the three general classes of expenditures—"Aid to Local Schools," "Improvements" and "All other Purposes" is as follows:

Per Capita Expenditure

	1915	1916	1917	1918	1919	1920	1921
Aid to Local School including salaries of County Superintendents of Schools.....	\$0.51	\$0.57	\$0.50	\$0.49	\$0.63	\$0.39	\$0.50
Buildings and Lands Repairs and Improvements.....	.20	.51	.26	.34	.23	.35	.44
State War Fund..	.....	.....	.....	.08	.02	.....	.01
All other purposes (General).....	2.04	1.98	2.12	2.11	2.52	2.96	3.75
<b>Totals.....</b>	<b>\$2.75</b>	<b>\$3.06</b>	<b>\$2.88</b>	<b>\$3.02</b>	<b>\$3.40</b>	<b>\$3.70</b>	<b>\$4.70</b>
State Road Fund..	.....	.....	.....	.05	.25	.86	1.18
Federal War Training	.....	.....	.....	.....	.13	.02	.00
Virginia Debt.....	.....	.....	.....	.....	.76	.45	1.40
Department of Public Safety.....	.....	.....	.....	.....	.....	.07	.14
<b>Totals.....</b>	<b>\$2.75</b>	<b>\$3.06</b>	<b>\$2.88</b>	<b>\$3.07</b>	<b>\$4.54</b>	<b>\$5.10</b>	<b>\$7.42</b>

The foregoing tables show that the per capita expenditure of the State for the year 1921 is 7.42 as compared with \$5.10 for 1920, \$4.54 for 1919, \$3.07 for 1918, \$2.88 for 1917, \$3.06 for 1916 and \$2.75 for 1915.

The per capita expenditure for general purposes is \$3.75 as compared with \$2.96 for 1920, \$2.52 for 1919, \$2.11 for 1918, \$2.12 for 1917, \$1.98 for 1916 and \$2.04 for 1915.

*Per Capita Expenditures*

The following table shows a per capita distribution of expenditures for the last seven fiscal years:

For What Purpose

	1915	1916	1917	1918	1919	1920	1921
Education.....	1.135	1.431	1.231	1.377	1.522	1.576	2.021
Boy's and Girls' Industrial Schools and the Deaf and Blind.....	.098	.150	.141	.124	.131	.171	.115
Hospitals.....	.372	.476	.452	.494	.585	.654	.723
Children's Homes.....	.021	.009	.018	.019	.029	.045	.032
Courts and Law Library.....	.110	.106	.099	.098	.099	.134	.135
Criminal Charges and Lunatics in Jail.....	.060	.054	.044	.044	.032	.042	.062
Militia.....	.065	.052	.062	.007	.001	.007	.000
§West Virginia State Penitentiary.....	.132	.136	.126	.119	.140	.153	.191
Maintenance of Capitol Buildings, Mansion and Grounds.....	.023	.025	.025	.027	.036	.033	.183
State Elective Offices and Departments.....	.121	.115	.114	.164	.179	.227	.217
State Appointive Offices, Commissions and Boards.....	.256	.285	.288	.274	.307	.377	.415
Insurance on Public Buildings.....	.023	.....	.001	.027	.005	.013	.025
Agricultural Experiment Station.....	.058	.052	.053	.067	.066	.088	.119
Geological and Economic Survey.....	.036	.028	.017	.014	.013	.037	.035
Printing, Binding and Stationery.....	.045	.054	.060	.050	.082	.079	.132
Civil Contingent Fund.....	.035	.024	.022	.013	.008	.009	.009
Refunds and Transfer.....	.011	.005	.008	.009	.005	.000	.000
Extraordinary Purposes.....	.037	.042	.006	.006	.023	.022	.033
Miscellaneous Purposes.....	.030	.014	.022	.006	.001	.012	.031
West Virginia Legislature.....	.082	.002	.089	.001	.116	.019	.213
<b>Total.....</b>	<b>2.75</b>	<b>3.06</b>	<b>2.88</b>	<b>2.94</b>	<b>3.38</b>	<b>3.698</b>	<b>4.691</b>

State Road Com- mission . . . . .	.045	.25	.860	1.175			
Virginia Debt . . . . .		.76	.451	1.403			
Public Safety . . . . .			.065	.142			
War Fund Federal and State . . . . .	.085	.15	.026	.009			
Grand Total..	2.75	3.06	2.88	3.07	4.54	5.10	7.42

*Classification of Expenditures by Items*

Beginning at page 397 is a classification showing the various purposes for which money is expended. To illustrate, this table shows that the State expended during the year ending June 30, 1921, for postage \$26,992.18 as compared with \$23,084.70 for the year 1920, \$26,131.73 for the year 1919, and \$24,208.53 for the year 1916; for beef and pork \$87,815.99 as compared with \$76,641.18 for the year 1916; for flour \$66,195.31 as compared with \$68,076.84 for the year 1920, \$38,667.16 for the year 1919 and \$30,028.61 for the year 1916; for bread \$16,033.58 as compared with \$14,478.95 for the year 1920, \$14,240.94 for the year 1919 and \$7,612.65 for the year 1916; for sugar \$37,234.73 as compared with \$17,260.77 for the year 1920, \$10,650.09 for the year 1919 and \$13,987.23 for the year 1916; for syrup \$5,551.04 as compared with \$7,578.13 for the year 1920, \$6,195.82 for the year 1919 and \$3,848.74 for the year 1916; for coal \$52,413.38 as compared with \$41,365.73 for the year 1920, \$36,885.99 for the year 1919, and \$13,182.74 for the year 1916; for gas \$84,693.93 as compared with \$90,204.87 for the year 1920, \$60,360.27 for the year 1919 and \$35,170.99 for the year 1916.

Attention is also called to the classification of expenditures, page 386 by departments and institutions, both "General" and "Special" revenue expenditures.

Respectfully submitted,

EVERETT A. DOVER,  
Chief Accountant.



**ESTIMATE OF THE RECEIPTS OF THE "STATE FUND,  
GENERAL REVENUE," FOR THE YEAR  
ENDING JUNE 30, 1922**

The following is an estimate of the revenue that will be available for the year ending June 30, 1922 for the payment of appropriations which are payable out of "General Revenue."

State tax 10 cent levy on real and personal property.	\$ 1,250,000.00
State tax 10 cent levy on public service corporations	345,000.00
State license tax on charters.....	950,000.00
Land tax, excess acreage, paid by corporations....	5,000.00
Collateral inheritance tax.....	500,000.00
Tax on insurance and certificates of authority....	400,000.00
Privilege tax on businesses and professions—gross sales.....	2,500,000.00
Fees accruing in Auditor's office.....	60,000.00
Fees accruing in Secretary of State's office.....	25,000.00
Fees accruing in Commissioner of Banking's office.	25,000.00
Fees, Hotel Inspector.....	4,000.00
Sale of books by Secretary of State.....	3,000.00
Tax on seal.....	3,500.00
Statutory attorney fees.....	20,000.00
Collections from counties account inmates of Industrial School for Boys.....	15,000.00
Miscellaneous sources.....	1,500.00
	<hr/>
Total estimated "General Revenue" receipts for the year ending June 30, 1922.....	\$ 6,107,000.00
 The above is classified as follows:	
Revenue by Direct Levy.....	\$ 1,595,000.00
Revenue from Other Sources.....	4,512,000.00
	<hr/>
Total.....	\$ 6,107,000.00

**ESTIMATE OF EXPENDITURES OUT OF THE STATE FUND. GENERAL REVENUE, FOR THE YEAR ENDING JUNE 30 1922**

The following is an estimate of the amount that will be required and expended during the year ending June 30, 1922, from appropriations which are payable out of the general revenue.

This estimate includes all expenditures except those payable out of moneys collected for the specific purpose.

*Moneys disbursed through State Board of Control:*

Board of Control Office—Salaries and Other Expenses . . . . .	\$ 61,000.00
Huntington State Hospital:	
Salaries and Current Expenses . . . . .	125,000.00
Repairs and Improvement . . . . .	12,500.00
Building and Land . . . . .	20,000.00
Spencer State Hospital:	
Salaries and Current Expenses . . . . .	125,000.00
Repairs and Improvements . . . . .	12,500.00
For Sewerage . . . . .	25,000.00
Weston State Hospital:	
Salaries and Current Expenses . . . . .	210,000.00
Repairs and Improvements . . . . .	25,000.00
Buildings and Land . . . . .	6,000.00
State Colored Hospital for Insane:	
Salaries and Current Expenses . . . . .	5,000.00
Buildings and Land . . . . .	75,000.00
Welch Hospital No. 1:	
Salaries and Current Expenses . . . . .	45,000.00
Repairs and Improvements . . . . .	15,000.00
McKendree Hospital No. 2:	
Salaries and Current Expenses . . . . .	28,000.00
Repairs and Improvements . . . . .	5,000.00
Fairmont Hospital No. 3:	
Salaries and Current Expenses . . . . .	28,000.00
Repairs and Improvements . . . . .	5,000.00
State Tuberculosis Sanitarium:	
Salaries and Current Expenses . . . . .	100,000.00
Repairs and Improvements . . . . .	20,000.00
Buildings and Land . . . . .	37,500.00
State Colored Tuberculosis Sanitarium:	
Salaries and Current Expenses . . . . .	20,000.00
Repairs and Improvements . . . . .	5,000.00
West Virginia Industrial School for Boys:	
Salaries and Current Expenses . . . . .	92,000.00
Repairs and Improvements . . . . .	15,000.00
Buildings and Land . . . . .	60,000.00
West Virginia Industrial Home for Girls:	
Salaries and Current Expense . . . . .	35,000.00
Repairs and Improvements . . . . .	10,000.00
West Virginia Children's Home:	
Salaries and Current Expense . . . . .	12,500.00
Repairs and Improvements . . . . .	2,500.00
Buildings and Land . . . . .	2,500.00
State Industrial School for Colored Boys:	
Buildings and Land . . . . .	75,000.00
State Industrial Home for Colored Girls:	
Buildings and Land . . . . .	25,000.00
West Virginia Colored Orphan's Home:	
Salaries and Current Expense . . . . .	5,000.00
Buildings and Land . . . . .	12,500.00
State Board of Children's Guardians:	
Salaries and Current Expense . . . . .	36,500.00

<b>State Geologic and Economic Survey:</b>	
Cooperative and topographic mapping.....	20,000.00
Publication of reports and maps.....	5,000.00
Field and other expenses.....	2,000.00
Salaries.....	16,400.00
Soil Studies.....	600.00
Stream gauging.....	500.00
<b>Forestry, Game and Fish:</b>	
Salary of Warden.....	150.00
Salaries of two chief deputies.....	200.00
Contingent and traveling expense warden.....	100.00
Contingent and traveling expense deputies.....	100.00
<b>Pt. Pleasant Battle Monument Commission:</b>	
Maintenance Tu-Endie-Wei Park.....	1,500.00
Completing retaining walls.....	2,500.00
Repairing damaged monument.....	2,000.00
<b>Rumsevan Society:</b>	
Maintenance of Ground.....	500.00
Berkeley Springs Board.....	500.00
Commissioner of Pharmacy.....	3,500.00
Insurance on Public Buildings.....	50,000.00
Florence Crittenden Home.....	3,000.00
<b>State Hotel Inspector:</b>	
Salary.....	1,500.00
Current General expense.....	1,500.00
<b>West Virginia Penitentiary:</b>	
Emergency Current expense.....	20,000.00
<b>Department of Public Safety:</b>	
Expense of Department.....	450,000.00
<b>Hill Crest Tuberculosis Sanitarium:</b>	
Treatment.....	10,000.00
<b>Private Hospitals:</b>	
Treatment.....	50,000.00
Care and Treatment of Drug addicts.....	5,000.00
Storer College.....	3,000.00
<b>West Virginia University:</b>	
Salaries of officers, teachers and employees.....	400,000.00
Current general expense.....	150,000.00
Agricultural, Horticultural.....	80,000.00
Athletic Expense.....	10,000.00
Mining and Industrial extension.....	15,000.00
Repairs and Improvements.....	50,000.00
Buildings and Land (Law).....	50,000.00
Buildings and Land (Chemistry).....	200,000.00
Buildings and Land (Physical Education).....	150,000.00
<b>Agricultural Experiment Station:</b>	
Salaries.....	50,000.00
Current general expense.....	25,000.00
Repairs and Improvements.....	15,000.00
Buildings and Land.....	30,000.00
4 H. Camp, girls and boys work.....	10,000.00
<b>Community Packing House:</b>	
Current general expense.....	6,000.00
Buildings and Land.....	15,000.00
<b>New River State School—Montgomery:</b>	
Salaries.....	25,000.00
Current general expenses.....	5,000.00
Repairs and Improvements.....	12,500.00
Buildings and Land.....	2,000.00
<b>Potomac State School—Keyser:</b>	
Salaries.....	30,000.00
Current general expense.....	15,000.00

Repairs and Improvements.....	10,000.00
Buildings and Land.....	40,000.00
Farm Equipment.....	2,500.00
<b>Marshall College:</b>	
Salaries.....	125,000.00
Current general expenses.....	25,000.00
Library books and equipment.....	5,000.00
Repairs and Improvements.....	25,000.00
Buildings and Land.....	110,000.00
<b>Concord State Normal School:</b>	
Salaries.....	44,000.00
Current general expense.....	12,500.00
Repairs and Improvements.....	12,500.00
Buildings and Land.....	130,000.00
<b>Fairmont State Normal School:</b>	
Salaries.....	60,000.00
Current general expenses.....	15,000.00
Repairs and Improvements.....	15,000.00
Buildings and Land.....	60,000.00
<b>Glenville State Normal School:</b>	
Salaries.....	40,000.00
Current general expense.....	10,000.00
Repairs and Improvements.....	7,500.00
Buildings and Land.....	39,000.00
<b>Shepherd College State Normal School:</b>	
Salaries.....	34,000.00
Current general expense.....	8,000.00
Repairs and Improvements.....	2,500.00
Buildings and Land.....	12,500.00
<b>West Liberty State Normal School:</b>	
Salaries.....	25,000.00
Current general expenses.....	10,000.00
Repairs and Improvements.....	15,000.00
Buildings and Land.....	15,000.00
<b>West Virginia School for Deaf and Blind:</b>	
Salaries.....	55,000.00
Current general expenses.....	60,000.00
Repairs and Improvements.....	15,000.00
Buildings and Land.....	40,000.00
Sewerage System.....	5,000.00
<b>Colored Deaf and Blind School:</b>	
Building and Land.....	10,000.00
<b>West Virginia Collegiate Institute:</b>	
Salaries.....	64,000.00
Current general expense.....	25,000.00
Repairs and Improvements.....	25,000.00
Buildings and Land.....	50,000.00
Buildings and Land (Dawson Hall).....	61,282.46
<b>Bluefield Colored Institute:</b>	
Salaries.....	27,750.00
Current general expense.....	6,000.00
Repairs and Improvements.....	6,000.00
Buildings and Land.....	8,000.00
Total estimated disbursements through State Board of Control.....	\$ 4,757,082.46
<i>Moneys disbursed other than through State Board of Control:</i>	
Auditor's Office, salaries and other expenses.....	\$ 53,400.00
Auditor's Office, Insurance and Speculative Securities...	22,000.00
Attorney General's Office, Salaries and Expense.....	34,500.00
Commissioner of Agriculture, Salaries and Expenses.....	104,400.00



Secretary of State, Salaries and Expenses . . . . .	26,000.00
State Treasurer, Salaries and Expense . . . . .	32,300.00
Governor's Office, Salaries . . . . .	14,500.00
Governor's Mansion and Grounds . . . . .	15,000.00
Governor's Mansion, Purchase New . . . . .	82,500.00
Civil Contingent . . . . .	20,000.00
Pardon Attorney, Salaries and Expense . . . . .	6,000.00
Supreme Court, Salaries and Expense . . . . .	75,400.00
Circuit Courts, Salaries and Mileage . . . . .	130,500.00
State Law Library . . . . .	7,900.00
Criminal Charges . . . . .	85,000.00
Adjutant General, Salary and Expense Militia . . . . .	33,600.00
State Tax Commissioner, Salaries and Expense . . . . .	45,000.00
State Tax Commissioner, Accounting Department, Salaries and Expenses . . . . .	24,500.00
State Tax Commissioner, Prohibition Department . . . . .	12,500.00
State Tax Commissioner, Business and Professional Tax . . . . .	63,000.00
State Tax Commissioner, Uniform Assessment . . . . .	25,000.00
Public Service Commission, Salaries . . . . .	18,000.00
Compensation Commissioner, Salary . . . . .	6,000.00
State Prohibition Commissioner, Salary and Expense . . . . .	41,250.00
Department of Mines, Salaries and Expense . . . . .	116,200.00
Commissioner of Banking, Salaries and Expense . . . . .	32,200.00
Bureau of Labor, Salaries and Expense . . . . .	26,500.00
Bureau of Labor, Weights and Measures, Salaries and Expense . . . . .	9,600.00
Department of Archives and History, Salaries and Expense . . . . .	14,900.00
Department of Health, Salaries and Expense . . . . .	74,800.00
Capitol Buildings and Grounds . . . . .	41,000.00
Capitol Buildings and Land . . . . .	750,000.00
Janitor and Labor Fund, Capitol Building . . . . .	28,800.00
Keeper of Rolls, Salary . . . . .	300.00
Legislative Hand Book and Manual . . . . .	8,000.00
Printing, Binding and Stationery . . . . .	100,000.00
State Sinking Fund Commission, Expenses . . . . .	8,000.00
Recodification Commission, Salaries and Expense . . . . .	33,000.00
World War, Relief of Soldiers, Sailors, Marines . . . . .	50,000.00
Childs Welfare Commission, Salaries and Expense . . . . .	4,750.00
Bureau of Colored Welfare and Statistics, Salaries and Expense . . . . .	6,100.00
Vicksburg Monument Commission, Expense . . . . .	7,500.00
Emergency Appropriation, for emergencies that arise when Legislature is not in Session . . . . .	50,000.00
State Senate, Salaries of Members . . . . .	15,000.00
House of Delegates, Salaries of Members . . . . .	47,000.00
General School Fund, to supplement . . . . .	1,000,000.00
 Total estimated disbursements other than through State Board of Control . . . . .	 3,401,900.00
Total estimated disbursements through the State Board of Control, brought forward . . . . .	4,757,082.46
 Total Estimated Disbursements, General Revenue . . . . .	 \$ 8,158,982.46
 Note:—The above classified as follows:	
Salaries of Legislature and Compiling Hand Books . . . . .	\$ 70,000.00
Buildings and Land . . . . .	2,204,782.46
Repairs and Improvements . . . . .	363,500.00
Department of Public Safety . . . . .	450,000.00
Supplement General School Fund . . . . .	1,000,000.00
All other purposes . . . . .	4,070,700.00
 Total . . . . .	 \$ 8,158,982.46

## Cash Receipts of the State of West Virginia for the Year Ending June 30, 1921

### STATEMENT OF ACTUAL RECEIPTS OF THE "GENERAL SCHOOL FUND" OF WEST VIRGINIA DURING THE YEAR ENDING JUNE 30, 1921

The following is a statement of cash receipts of the "General School Fund" during the year ending June 30, 1921:

State Capitation Tax.....	\$ 379,341.61
Fines imposed in Circuit, Criminal and Justice's Courts..	39,000.09
Fines, Game and Fish Warden.....	42.50
Interest on investment of "The School Fund".....	51,724.91
Interest on deposits.....	108,900.69
State Tax, account redemption of delinquent land from Auditor.....	19,033.83
State Tax, account sale delinquent land by Sheriff.....	8,174.40
State Tax, account sale and redemption of forfeited land by Commissioners of School Lands.....	2,283.72
State License Tax, privilege of conducting certain business.....	294,157.06
State License Tax on marriage.....	29,551.00
State Tax on Forfeitures.....	3,378.61
Teacher's Examination Fees.....	7,912.02
Teacher's Institute Fees.....	6,709.78
Teacher's Emergency Fees.....	107.71
Other Fees, State Superintendent of Schools.....	1,874.00
National Forest Reserve.....	527.53
Sale of Confiscated Automobiles.....	364.56
From General Revenue to Supplement the "General School Fund".....	50,000.00
Prohibition Commissioner return of temporary transfer..	10,000.00
State Council of Defense War Fund.....	1,500.00
Federal Aid Rehabilitation Work.....	7,495.31

Total Receipts "General School Fund"..... \$ 1,022,079.33

### STATEMENT OF ACTUAL RECEIPTS OF "THE SCHOOL FUND" OF WEST VIRGINIA DURING THE YEAR ENDING JUNE 30, 1921

The following is a statement of the cash receipts of "The School Fund" of West Virginia during the year ending June 30, 1921, from the redemption of bonds and other securities in which the fund has been previously invested:

Clay County Bonds.....	\$ 5,000.00
Berkeley County Bonds.....	5,000.00
Flatwood Independent School District.....	1,000.00
Union Independent School District; Marion County....	1,500.00
Huntington Independent School District; Cabell County..	10,000.00
Lewis District; Mason County.....	6,000.00
Town of Logan.....	6,900.00
Town of Sutton.....	3,000.00
Town of Welch.....	5,000.00
Town of Kingwood.....	500.00
Town of Richwood.....	1,000.00
Town of Buckhannon.....	4,300.00
Town of Gassaway.....	5,000.00
R. G. Hubbard Note.....	6,000.00
Charleston Milling and Produce Company, Bond.....	3,000.00

Total Receipts "The School Fund"..... \$ 63,200.00

## WORKMAN'S COMPENSATION FUND.

Cash Balance July 1, 1920..... \$ 13,568.13

*Receipts*

Premiums on Insurance.....	\$ 3,197,504.18	
Interest on Deposits.....	\$ 7,398.17	
Interest on Investments.....	\$ 430,781.17	
Less accrued interest on bonds..	46,791.60	383,989.57

## Redemption of Bonds:

Boone County, Sherman District.....	11,000.00
Boone County, Peytona District.....	4,000.00
Boone County, Washington District.....	10,000.00
Boone County, Scott District.....	12,000.00
Cabell County, Huntington Independent.....	22,000.00
Fayette County, Kanawha District.....	33,000.00
Fayette County, Mt. Cove District.....	11,100.00
Fayette County, Quinimont District.....	17,100.00
Fayette County, Nuttall District.....	3,200.00
Greenbrier County, Meadow Bluff District.....	17,000.00
Jackson County, Ravenswood Independent.....	2,000.00
Kanawha County, Union District H. S.....	5,000.00
Kanawha District, St. Albans Independent.....	8,000.00
Kanawha County, Elk District.....	64,000.00
Kanawha County, Cabin Creek District.....	81,000.00
Kanawha County, Union District.....	6,000.00
Lincoln County.....	54,000.00
Lincoln County, Carroll District.....	4,000.00
Logan County.....	35,000.00
Marion County, Lincoln District.....	115,000.00
Marion County, Union Independent.....	5,000.00
Marion County, Grant District.....	4,000.00
Marion County, Paw Paw District.....	11,000.00
Mason County, Graham District.....	9,000.00
Mason County, Waggoner District.....	9,000.00
McDowell County, Big Creek District.....	30,000.00
McDowell County, Elkhorn District.....	9,500.00
McDowell County, North Fork District.....	5,000.00
McDowell County, Adkins District.....	8,500.00
McDowell County, Sandy River District.....	10,000.00
Mineral County, Elk District.....	3,000.00
Mingo County.....	98,000.00
Monroe County, Union District.....	4,000.00
Morgan County, Cacapon District.....	10,000.00
Nicholas County, Richwood Independent.....	10,500.00
Pocahontas County, Greenbank District.....	16,000.00
Putnam County, Curry District.....	10,500.00
Putnam County, Union District.....	4,500.00
Putnam County, Scott District.....	8,000.00
Raleigh County, Marsh Fork District.....	20,000.00
Raleigh County, Clear Fork District.....	10,000.00
Randolph County, Roaring Creek District.....	12,000.00
Randolph County, Beverly District.....	4,000.00
Randolph County, Huttonsville H. S.....	1,000.00
Roane County, Reedy District.....	7,000.00
Roane County, Walton District.....	14,000.00
Summers County, Pipestem District.....	700.00
Summers County, Jumping Branch District.....	1,000.00
Summers County, Forest Hill District.....	1,000.00
Taylor County.....	29,000.00
Webster County.....	15,000.00

Wyoming County, Slab Fork District.....	3,000.00	
City of Charleston.....	90,000.00	
City of Fairmont.....	13,000.00	
City of Martinsburg.....	2,000.00	
City of Parkersburg.....	55,000.00	
City of Wheeling.....	18,000.00	
Town of Ceredo.....	2,000.00	
Town of East Bank.....	2,000.00	
Town of Ronceverte.....	1,000.00	
Town of South Charleston.....	36,000.00	
Town of Welch.....	8,000.00	
Charleston Milling and Produce Company.....	2,000.00	
Pt. Pleasant Water and Light Co.....	20,000.00	
Sutton Grocery and Milling Company.....	5,000.00	
Thatcher Whittemore Glass Company.....	1,500.00	
<b>Total Receipts.....</b>		<b>\$ 4,741,991.92</b>
<b>Total Receipts including balance.....</b>		<b>\$ 4,755,560.05</b>
<i>Disbursements</i>		
For payments of benefits.....	\$ 1,620,070.62	
For investments in bonds and other securities (See page 42 for itemized list).....	2,955,500.00	
Administration expense other than Salary of Commissioner (see No. 337 for itemized list)	139,982.76	
Audit of Department.....	4,475.69	
<b>Total Disbursements.....</b>		<b>\$ 4,720,029.07</b>
<b>Cash Balance July 1, 1921.....</b>		<b>\$ 35,530.98</b>

**STATEMENT OF ACTUAL RECEIPTS OF THE "STATE FUND GENERAL REVENUE" OF WEST VIRGINIA DURING THE YEAR ENDING JUNE 30, 1921**

The following is a statement of actual cash receipts of the "State Fund General Revenue" during the year ending June 30, 1921, applicable to the payment of appropriations which are payable out of General Revenue:

State Tax, 10-cent general levy on real and personal property.....	\$ 1,073,381.35	
Less overpayments refunded.....	1,022.44	\$ 1,072,358.91
State Tax, 10-cent general levy on public service corporations.....		344,818.85
State License Tax on charters.....	1,008,908.67	
Less overpayments refunded.....	526.99	1,008,381.68
Land Tax, Excess Acreage, paid by Cor- porations.....		1,810.00
Collateral Inheritance Tax.....	697,160.84	
Less Overpayments Refunded.....	1,854.93	695,305.91
Special Excise Tax.....	1,333,609.34	
Less overpayments refunded.....	1,406.02	1,332,203.32
Fees accruing in Auditor's Office.....	68,696.75	
Less overpayments refunded.....	35.00	68,661.75

Fees accruing in Secretary of State's Office.....	28,217.66
Fees accruing in Banking Commissioner's Office.....	11,708.69
Fees accruing in Public Service Commission.....	33.25
Tax on Insurance and Certificates of Authority.....	418,918.54
Sale of Books by Secretary of State.....	2,699.75
Tax on Seal (Secretary of State.....)	4,994.00
Statutory Attorney Fees.....	18,092.62
Collections from counties account inmates Industrial School for Boys.....	18,123.06
Sale of Property from Capitol.....	205.78
Rent of Island Kanawha River.....	10.00
Redeposit of outstanding checks.....	624.69
License Tax to sell books, etc.....	10.00
Pharmacy Commission Fees.....	1,207.00
Rent, Rifle Range, Caddell.....	500.00
Payment account sale of Fairmont School property.....	22,500.00

Total Receipts "State Fund General Revenue"... \$ 5,052,385.46

**STATEMENT OF ACTUAL RECEIPTS OF THE "STATE FUND  
SPECIAL REVENUE" OF WEST VIRGINIA DURING  
THE NEAR ENDING JUNE 30, 1921**

The following is a statement of the actual cash receipts of the "State Fund Special Revenue" for the year ending June 30, 1921, applicable to the payment of appropriations which are payable out of special revenue; viz., out of moneys collected for the specific purpose:

Applicable to the payment of requisitions drawn by others than the State Board of Control.

Collections from counties, districts and municipalities account audits made by Tax Commissioner ex-officio	
Chief Inspector.....	\$ 39,550.31
Fees collected by State Department of Health.....	6,949.36
Collections by Adjutant General account fines, etc.....	1,000.00
Special tax collected by State Auditor account State Fire Marshal's Department.....	39,534.47
Repayment of transfers last year:	
Oil and Gas Tax Litigation.....	5,000.00
Capitol Buildings and Grounds.....	10,000.00
Militia Fines and Collections.....	7,000.00
Commissioner of Agriculture.....	5,000.00
Collections by Auditor, fees from Investment Companies	\$ 3,338.30
Special License Fees assessed against public service cor- porations for expenses of Public Service Commission	69,593.62
Nursery Registration Fees.....	1,850.00
Fertilizer Tag Fees.....	18,200.00
Pure Stock Food Fees.....	35,550.00
U. S. Health Department.....	12,682.59
Rockefeller Foundation.....	5,020.83
State Council of Defense War Fund.....	2,749.52

Total—Other Than Board of Control..... \$ 263,019.00

Applicable to payment of requisitions drawn by State Board of

Board of Control:

Miscellaneous Collections.....	\$ 1,345.12
--------------------------------	-------------

Weston State Hospital:

Pay Patients.....	4,683.66
Collections from Counties.....	3,207.32
Funeral Supplies.....	7,977.15

Live Stock .....	576.06	
Beef .....	56.88	
Junk and Property Sold .....	207.90	
Rent .....	136.50	
Attendants .....	331.78	
Overpayments or Credit Memorandums..	187.07	
Miscellaneous .....	155.47	
From General Revenue Appropriation—		
Sewerage plant .....	348.14	
Brick Sold .....	188.98	
		<b>18,056.91</b>
<b>Spencer State Hospital:</b>		
Pay patients .....	4,516.31	
Collections from Counties .....	3,922.12	
Miscellaneous .....	2,201.80	
		<b>10,640.23</b>
<b>Huntington State Hospital:</b>		
Pay patients .....	32,909.86	
From General Revenue Appropriations for		
repairs .....	208.16	
Collection from Counties .....	24,003.62	
Miscellaneous .....	789.00	
		<b>57,910.64</b>
<b>Welch Hospital No. 1:</b>		
Pay patients .....	56,012.51	
Miscellaneous .....	20.00	
		<b>56,032.51</b>
<b>McKendree Hospital No. 2:</b>		
Pay patients .....	6,450.56	
Miscellaneous .....	174.80	
		<b>6,625.36</b>
<b>Fairmont Hospital No. 3:</b>		
Pay Patients .....	12,466.15	
From General Revenue Appropriations for repair	990.58	
Miscellaneous .....	112.00	
		<b>13,568.73</b>
<b>State Tuberculosis Sanitarium:</b>		
Pay patients .....	63,042.44	
Miscellaneous .....	2,692.39	
		<b>65,734.83</b>
<b>Colored Tuberculosis Sanitarium:</b>		
Pay Patients .....	2,128.47	
From General Revenue Appropriation		
for repairs .....	2,795.42	
Miscellaneous .....	1,719.87	
		<b>6,643.76</b>
<b>Deaf and Blind School:</b>		
Collections from Counties .....	2,462.68	
From General Revenue Appropriations for		
repairs .....	1,570.74	
Broom Shop .....	947.32	
Live Stock .....	95.00	
Farm and Dairy Products .....	183.86	
Cement and Coal .....	1,166.49	
Sugar Sold .....	39.19	
Meals Furnished .....	155.50	
Industrial Work .....	420.23	
Refund Advance F. L. Burdette .....	500.00	
Refunds .....	99.67	
Miscellaneous .....	538.44	
		<b>8,179.12</b>

<b>Boy's Industrial School:</b>		
Farm Products.....	2,606.28	
Live Stock.....	100.00	
Products Evans-Rector farm.....	9,700.39	
From General Revenue Appropriations, Current.....	4,635.83	
Miscellaneous.....	413.59	17,456.09
<hr/>		
<b>Girls' Industrial Home:</b>		
Miscellaneous.....		240.26
<b>Children's Home:</b>		
Miscellaneous.....		6.30
<b>Colored Orphans' Home:</b>		
Miscellaneous.....		258.48
<b>Demonstration Community Packing House:</b>		
Loan by Citizens.....		11,409.40
<b>State Board of Embalmers:</b>		
Fees Collected.....		1,189.00
<b>State Veterinary Board:</b>		
Fees Collected.....		346.00
<b>State Board of Dental Examiners:</b>		
Fees Collected.....		1,283.00
<b>State Board of Optometry:</b>		
Fees Collected.....		1,000.00
<b>State Hotel Inspector:</b>		
Fees Collected.....		4,294.50
<b>State Board of Examiners for Accountants:</b>		
Fees Collected.....		100.00
<b>State Board of Examiners for Nurses:</b>		
Fees Collected.....		953.71
<b>Rumseyan Society:</b>		
From General Revenue Appropriations for Expenses.....		75.00
<b>Berkeley Springs Board:</b>		
Rent.....		200.00
<b>Pt. Pleasant Monument:</b>		
Rental of Dock.....	300.00	
From General Revenue—Repair of Walls	1,500.00	1,800.00
<hr/>		
<b>Insurance on Public Buildings:</b>		
From General Revenue Appropriations..	5,538.57	
Policies Canceled.....	392.96	5,931.53
<hr/>		
<b>Smith-Hughes Fund—Federal Aid:</b>		
Agricultural Teachers and Supervisors...	22,107.82	
Trades and Home Economics.....	5,139.76	
Preparing Teachers and Supervisors Vocational Subjects.....	7,045.21	34,292.79
<hr/>		
<b>Forest Game and Fish Warden:</b>		
Hunters Licenses.....		26,478.03
<b>Geological Survey:</b>		
Sale of Publications.....	4,867.39	
From General Revenue Appropriations:		
Topographic Mapping.....	3,711.18	
Nicholas County Report.....	5,000.00	
Field Work.....	271.83	
Stream Gauging.....	143.32	
Soil Studies.....	33.93	14,027.65
<hr/>		

## State Penitentiary:

Convict Labor.....	\$ 139,877.80	
Electricity furnished contractors.....	3,254.42	
Steam for drying furnished contractors...	240.00	
Fire protection furnished contractors....	1,360.08	
Support of Federal Prisoners.....	5,448.07	
Live Stock sold.....	137.26	
Farm products sold.....	710.50	
Old machinery sold.....	728.36	
Souvenirs and photos sold.....	238.56	
Barbering and shoe repairing.....	132.80	
Wagon Gate and Visitors tickets.....	965.57	
Meals furnished.....	280.50	
Donation Christmas Treat for prisoners.	261.27	
Labor and Hauling.....	543.26	
Postage.....	72.09	
Erroneous payments refunded.....	313.78	
Miscellaneous.....	23.78	
Supplies sold from Central Warehouse..	62,508.92	217,097.02

## West Virginia University:

General Education Board.....	3,250.00
Student Fees.....	41,526.30
Music Fees.....	13,912.25
Athletic Fees.....	38,729.50
Laboratory Fees.....	13,381.40
Book Store.....	30,625.00
Woman's Hall.....	44,865.92
Farm Fund.....	15,425.03
Medical Fees.....	4,764.00
Purchase of Uniforms.....	186.39
Endowment Interest.....	5,240.65
Special Endowment (J. F. B.).....	5,000.00
Athanaeum.....	2,151.75
Debating Council.....	1,052.25
Miscellaneous.....	1,893.90

## Federal Government Aid:

Morrill Fund.....	40,307.49	
Smith-Lever Fund.....	104,873.88	
Smith-Hughes Fund.....	12,621.91	
War Training.....	4,210.06	384,017.68

## Agricultural Experiment Station:

## State Fund:

Dairy Sales.....	9,268.38
Poultry Sales.....	4,365.59
Dairy Registry testing.....	128.94
Department of Horticulture.....	2,251.28
Department of Agronomy.....	1,313.17
Products Reyman farm.....	9,068.77
Civil Contingent—printing Bulletins....	2,000.00
Refunds from Director's office.....	2,500.30

## Federal Government Aid:

Adams Fund.....	15,000.50
Hatch Fund.....	15,483.32
Farm Buildings and Miscellaneous:	
Proceeds of Loan (paid after July 1)....	14,434.43
Refund Standard Limestone.....	1,171.40
Miscellaneous.....	398.37

77,384.45



<b>New River State School—Montgomery:</b>		
Boarding House .....	6,718.23	
Music Fees .....	330.00	
Enrollment and Tuition Fees .....	708.00	
Miscellaneous .....	714.60	8,470.83
<hr/>		
<b>Potomac State School: Keyser</b>		
Boarding House .....	12,110.19	
Enrollment and Tuition .....	753.25	
Music Fees .....	532.50	
Athletic Fees .....	951.13	
Typewriter Fees .....	268.00	
Farm Fund .....	1,143.69	
From General Revenue Appropriation, Vocational .....	156.06	
Proceeds of Loan (paid after July 1.) .....	4,837.37	
Miscellaneous .....	10.52	
Smith-Hughes (Federal Aid) .....	850.00	21,612.71
<hr/>		
<b>Concord Normal School:</b>		
Boarding House .....	10,089.44	
Enrollment and Tuition .....	1,591.75	
Athletic Fees .....	657.50	
Model School Fees .....	1,704.00	
Laboratory Fees .....	13.11	
Summer School Fees .....	3,495.38	
State Council of Defense War Fund .....	6,006.89	
Smith-Hughes—Federal Aid .....	865.00	
Miscellaneous .....	398.79	24,821.86
<hr/>		
<b>Firmont Normal School:</b>		
Boarding House .....	441.00	
Enrollment and Tuition .....	596.00	
Athletic Fees .....	418.50	
Extension Work .....	1,523.00	
Summer School .....	1,352.00	
Miscellaneous .....	598.80	4,929.30
<hr/>		
<b>Glenville Normal School:</b>		
Boarding House .....	9,161.27	
Enrollment and Tuition .....	1,323.00	
Athletic Fees .....	701.32	
Music Fees .....	380.25	
Summer School .....	354.00	
Miscellaneous .....	58.25	11,978.09
<hr/>		
<b>Marshall College Normal School:</b>		
Boarding House .....	24,515.72	
Enrollment and Tuition .....	6,856.50	
Music Fees .....	5,901.34	
Athletic Fees .....	4,467.79	
Laboratory Fees .....	792.00	
Model School .....	2,381.25	
Farm Fund .....	384.18	
Summer School .....	2,250.00	
Dining Hall .....	6,028.78	
Buildings and Land (advance returned) ..	2,300.00	
Miscellaneous .....	624.81	56,502.37
<hr/>		
<b>Shepherd College Normal School:</b>		
Boarding House .....	7,203.93	
Enrollment and Tuition .....	900.00	
Athletic Fees .....	472.85	

Music Fees .....	407.25	
Summer School .....	755.00	
General Revenue Appropriations—Repairs	1,632.47	
Miscellaneous .....	982.03	12,353.53
<hr/>		
<b>West Liberty Normal School:</b>		
Boarding House .....	7,855.68	
Enrollment and Tuition .....	578.37	
Music Fees .....	73.05	
Summer School .....	457.45	
Athletic Fees .....	228.50	
Return of Advance Allowance, H. J. McGinnis .....	704.79	
Sundry payments refunded .....	233.86	
Miscellaneous .....	672.36	10,804.06
<hr/>		
<b>West Virginia Collegiate Institute:</b>		
Boarding House .....	25,257.89	
Enrollment and Tuition .....	637.00	
Music Fees .....	419.51	
Medical Fees .....	534.28	
Athletic Fees .....	1,879.72	
Laboratory Fees .....	148.10	
Books .....	1,720.96	
Breakage Fees .....	498.35	
Laundry .....	132.04	
Summer School .....	200.00	
Miscellaneous .....	2,272.27	
<b>Federal Government Aid:</b>		
Morrill Fund .....	10,000.00	
Smith-Hughes Fund .....	324.19	44,024.31
<hr/>		
<b>Bluefield Colored Institute:</b>		
Boarding House .....	11,669.65	
Enrollment and Tuition .....	1,081.75	
Music Fees .....	220.25	
Miscellaneous .....	577.08	13,548.73
<hr/>		
Total "Special Revenue" receipts applicable to the payment of requisitions by State Board of Control .....		\$ 1,253,623.89
Total "Special Revenue" receipts applicable to the payment of requisitions drawn by others than the State Board of Control, brought forward .....		263,019.00
<hr/>		
<b>Grand Total Receipts "State Fund."</b>		\$ 1,516,642.89
Special Revenue .....		\$ 1,516,642.89
Classified as follows:		
Transferred from General Revenue appro- priation .....	\$ 28,611.23	
Other Transfers .....	79,888.23	
Supplies sold from Central Warehouse .....	62,508.92	
Actual Receipts .....	1,345,634.51	
<hr/>		
Total .....		\$ 1,516,642.89

**STATEMENT OF ACTUAL RECEIPTS OF THE "STATE ROAD FUND  
SPECIAL REVENUE" OF WEST VIRGINIA DURING  
THE YEAR ENDING JUNE 30, 1921**

<b>State Road Fund:</b>		
Automobile License.....	\$ 925,320.06	
Less Refund.....	9,799.93	\$ 915,520.13
<b>Dealers License.....</b>	<b>16,822.33</b>	
Less Refund.....	133.75	16,688.58
<b>Motorcycle License.....</b>	<b>6,943.00</b>	
Less Refund.....	22.50	6,920.50
<b>Chauffeur's License.....</b>	<b>33,309.75</b>	
Less Refund.....	67.10	33,242.65
<b>Special Privilege License.....</b>	<b>192,980.52</b>	
Less Refund.....	957.68	192,022.84
<b>Federal Government Aid.....</b>		<b>927,471.80</b>
Refunded, account of compensation paid engineers by counties.....		350.00
Refunded, account of travel expenses paid engineers by counties.....		49.95
Sale of Blue Prints and Auto Directories.....		801.14
Reimbursement from counties defraying expenses of surplus War Material....		65,603.52
Refund from Old Road Bureau.....		51.10
Sale of Equipment.....		3,516.76
<b>Total.....</b>		<b>\$ 2,162,238.97</b>

**CASH BALANCE IN STATE TREASURY OF WEST VIRGINIA, JULY 1,  
1921, BY FUNDS, AS SHOWN BY AUDITOR'S  
AND TREASURER'S RECORDS**

The School Fund.....	\$ 5,700.00
General School Fund.....	666,080.20
Workmen's Compensation Fund.....	35,530.98
State Fund—General Revenue.....	198,290.33
State Fund—Special Revenue.....	393,965.69
State Fund—Moneys belonging to Counties, Dis- tricts and Municipalities.....	118,471.93
State Road Fund.....	1,341,997.93
Sinking Fund—Virginia Debt.....	5,500.36
<b>Total cash balance, all funds.....</b>	<b>\$ 2,765,537.42</b>

Note:—\$14,255.94 of the above balance is not available for checking purposes and is represented by deposits made in the following banks, which have been in the hands of receivers:

Fidelity Banking & Trust Co., Bluefield.....	\$ 13,457.39
First National Bank, Sutton.....	67.19
First National Bank, Friendly.....	537.34
Grafton Bank.....	193.72
<b>Total.....</b>	<b>\$ 14,255.94</b>

## Cash Disbursements of the State of West Virginia for the Year Ending June 30, 1921

### STATEMENT OF ACTUAL DISBURSEMENTS OF "THE SCHOOL FUND" OF WEST VIRGINIA, YEAR ENDING JUNE 30, 1921

The following is a statement of the cash disbursements of "The School Fund" during the year ending June 30, 1921. All of the disbursements were made for purchase of bonds and notes as an investment of said fund:

Slab Fork District, Wyoming County:	
10, 6% bonds dated July 1, 1920, Due 1925 to 1940.	\$ 10,000.00
City of Clarksburg, General Improvement:	
30, 5% bonds dated Oct. 1, 1919, Due Serially 1947.	30,000.00
Town of Gassaway:	
43, 6% bonds dated May 1, 1920, Due May 1, 1930.	21,500.00
First United Brethern Church of Dunbar:	
30, 6% bonds dated Jan. 1, 1920, Due 1933-1938....	3,000.00
Total Bonds purchased . . . . .	\$ 64,500.00

### STATEMENT OF ACTUAL DISBURSEMENTS OF "THE WORKMAN'S COMPENSATION FUND" OF WEST VIRGINIA DURING THE YEAR ENDING JUNE 30, 1921

The following is a statement of the cash disbursements of the "Workmen's Compensation Fund" during the year ending June 30, 1921.

Disbursements for purchase of bonds as an investment:

Boone County, Peytonia District:	
6% Bonds, dated March 21, 1921, Due 3000.00 July 1, each year . . . . .	\$ 6,000.00
Boone County, Scott District:	
12—6% Bonds dated March 21, 1921, Due 5,000.00 July 1, each year . . . . .	12,000.00
Boone County, Sherman District:	
100—5% Bonds dated Jan. 1, 1920, due serially 1927- 1932. . . . .	100,000.00
Boone County, Washington District:	
12—6% Bonds dated March 21, 1921, due 5,000.00 July 1, each year . . . . .	12,000.00
Cabell County, Huntington Independent:	
89—5% Bonds dated Dec. 1, 1919, due serially 1928.	60,000.00
Fayette County, Kanawha District:	
172—5% Bonds, dated July 1, 1919, due serially beginning 1922. . . . .	147,000.00
Fayette County, Mt. Cove District:	
22—5% Bonds dated July 1, 1919, due serially 1928...	15,500.00
Fayette County, Nuttall District:	
73—5% Bonds dated July 1, 1916, due serially 1936	45,500.00
Fayette County, Quinimont District:	
29—5% Bonds dated July 1, 1921, due serially 1925.	22,100.00
Greenbrier County, Meadow Bluff District:	
55—6% Bonds dated July 1, 1919, due serially 1937...	55,000.00
Greenbrier County, Frankford School District:	
5—5% Bonds, dated July 1, 1920, due 2000.00 July 1, each year. . . . .	5,000.00
Jackson County, Ravenswood Independent:	
2—5% Bonds dated June 1, 1920, due serially 1921..	2,000.00

Kanawha County, Cabin Creek District:	
81—5% Bonds dated Oct. 1, 1919, due serially 1920-22	81,000.00
Kanawha County, Elk District:	
109—5% Bonds dated Oct. 1, 1919, due serially 1921	97,000.00
Kanawha County, Union District:	
95—5% Bonds dated Oct. 1, 1919, due serially 1922	95,000.00
Kanawha County, Charleston School District:	
40—5% Bonds dated July 15, 1920, due serially 1925	30,000.00
Lincoln County:	
54—5% Bonds dated June 1, 1917, due serially 1939	45,000.00
Lincoln County, Carroll School District:	
2—5% Bonds dated March 1, 1921, due 1926-1927..	8,000.00
Logan County:	
163—5% Bonds dated Jan. 1, 1920, due serially 1930	163,000.00
Logan County, Triadelphia District:	
10—5% Bonds dated Apl. 1, 1920, due serially 1932.	10,000.00
Marion County, Grant District:	
69—5% Bonds dated June 1, 1917, due serially 1936.	68,000.00
Marion County, Lincoln District:	
166—5% Bonds dated June 1, 1917, due serially 1936	165,000.00
Marion County, Union Independent:	
20—5% Bonds dated June 1, 1919, due 1924-1953..	10,000.00
Mason County, Graham District:	
50—5% Bonds dated June 1, 1919, due serially 1927	25,000.00
Mason County, Lewis District:	
18—5% Bonds dated June 1, 1917, due serially 1940	18,000.00
Mason County, Waggoner District:	
40—5% Bonds dated June 1, 1919, due serially 1927.	23,000.00
Mercer County, Rock District:	
160—5½% Bonds dated July 1, 1920, due part each year 1927 to 1934.....	80,000.00
Mingo County:	
25—5% Bonds dated May 1, 1917, due serially 1944.	25,000.00
Monongalia County, Cass District:	
80—5% Bonds dated July 1, 1919, due 1929 to 1949	80,000.00
Monroe County, Union District:	
20—5% Bonds dated May 1, 1920, due serially 1921.	10,000.00
Monroe County, Wolf Creek District:	
10—5% Bonds dated May 1, 1920, due 2,000.00 each year beginning 1922.....	5,000.00
Morgan County, Cacapon District:	
60—5% Bonds dated Apl. 1, 1920, due serially 1922	30,000.00
Nicholas County, Richwood Independent:	
30—5% Bonds dated July 1, 1920, due serially 1926.	30,000.00
Pocahontas County, Greenbank District:	
30—5% Bonds dated July 1, 1920, due serially 1922	30,000.00
Putnam County, Curry District:	
38—5% Bonds dated May 1, 1919, due serially 1928	35,000.00
Putnam County, Scott District:	
30—5% Bonds dated May 1, 1920, due serially 1921.	30,000.00
Putnam County, Union District:	
16—5% Bonds dated May 1, 1920, due serially 1921	21,000.00
Raleigh County, Clear Fork District:	
20—5% Bonds dated Jan 1, 1920, due part July 1st, each year.....	10,000.00
Raleigh County, Marsh Fork District:	
30—5% Bonds dated Jan 1, 1920, due serially 1921	15,000.00
Randolph County, Beverly District:	
13—5% Bonds dated Oct. 1, 1919, due 3,000.00 each year.....	13,000.00
Randolph County, Huttonsville High School:	
20—5% Bonds dated April 1, 1920, due serially 1920	20,000.00
Roane County, Reedy District:	

28—5½% Bonds dated July 1, 1919, due 4,000.00 July 1, each year.....	14,000.00
Summers County, Forest Hill District: 10—5% Bonds dated Jan. 1, 1920, due serially 1921	5,000.00
Summers County, Green Sulphur District: 40—5% Bonds dated Jan. 1, 1920, due serially 1921	20,000.00
Summers County, Jumping Branch District: 11—5% Bonds dated Jan. 1, 1919, due serially 1945.	5,500.00
Summers County, Pipestem District: 2—5% Bonds dated July 1, 1919, due serially 1949..	1,400.00
Taylor County: 100—5% Bonds dated June 1, 1920, due serially 1921	50,000.00
Upshur County, Buckhannon District: 10—5% Bonds dated July 1, 1917, due 5,000.00 each year beginning 1922.....	10,000.00
Webster County: 35—5% Bonds dated July 1, 1920, due serially 1921.	35,000.00
Wyoming County, Slab Fork District: 25—6% Bonds dates July 1, 1920, due 1925-1940 ...	25,000.00
City of Charleston: 350—5% Bonds dated Sept. 1, 1919, due beginning Sept. 1921.....	310,000.00
City of Martinsburg: 39—5% Bonds dated July 1, 1919, due 1929-1953...	39,000.00
City of Parkersburg: 121—5% Bonds dated June 1, 1919, due serially beginning 1921.....	120,000.00
City of Wheeling: 520—5% Bnds dated Jan. 1, 1920, due serially 1930	520,000.00
Town of Gassaway: 37—6% Bonds dated May 1, 1920, due May, 1930..	18,500.00
Town of South Charleston: 25—6% Bonds dated June 1, 1919, due serially 1929.	24,500.00
Town of Worthington: 7—6% Bonds dated July 15, 1920, due July 15, 1930	3,500.00
Total Bonds Purchased.....	\$ 2,955,500.00
Disbursements for Accrued interest.....	46,791.60
Disbursements for Awards.....	1,620,070.62
Disbursements for Administration expenses.....	139,982.76
Disbursements for Audit of Fund.....	4,475.69
Total disbursements for all purposes, Workmen's Compensation Fund.....	\$ 4,766,820.67

STATEMENT OF ACTUAL DISBURSEMENTS OF "GENERAL SCHOOL  
FUND" OF WEST VIRGINIA, DURING THE  
YEAR ENDING JUNE 30, 1921

The following is a statement of the cash disbursements of the "General School Fund" of West Virginia during the year ending June 30, 1921.

<i>1.—Appropriation to pay Salary of State Superintendent of Free Schools.</i>	
M. P. Shawkey, salary 8 + months.....	\$ 2,705.66
Geo. M. Ford, salary 3 + months.....	1,618.19
Total.....	\$ 4,323.85
<i>2.—Appropriation to pay Salary of Chief Clerk in the Office of the State Superintendent of Free Schools.</i>	
Robert Clark, salary 12 months.....	2,400.00

**3.—Appropriation to pay the Salaries of Other Clerks in the Office of the State Superintendent of Free Schools.**

Lillian Carver, Salary 9 months.....	\$	1,030.00
F. C. Hunt, salary 9 months.....		1,110.00
G. E. Hubbs, salary 8 months.....		1,722.34
Anna McClellan, salary 11 months.....		1,195.00
Kate Kinzel, salary 8 months.....		910.00
J. F. Marsh, Part salary 10 months.....		1,250.00
Patricia Tiernan, salary 8 months.....		280.00
Mary E. Patrick, salary 4 + months.....		519.00
J. H. Patterson, salary 2 months.....		200.00
Margaret Ford, salary 3 months.....		320.00
Lucy Sisson, salary 2 + months.....		226.31
Maude Lewis, salary 2 months.....		230.00
Jno. W. Cook, salary 4 months.....		700.00
H. A. Stover, salary 2 months.....		300.00
George Angelos, salary 1 + months.....		165.00
Nell Lanham, salary 2 + months.....		248.00
E. E. Knight, salary 1 month.....		200.00
Robert Clark, salary 1 month.....		200.00
Ralph McWhorter, Services.....		41.00
Leonard Shawkey, services.....		45.00
H. Y. Clark, services.....		42.00
Jno. L. Ramsey, services.....		55.50
W. H. Kelbaugh, services.....		60.00
Florence Keller, services.....		63.00
Lucy Coplin, services.....		28.00
Ella Chambers, services.....		48.00
Mary Horan, services.....		54.00
Edith Perkins, services.....		42.85
John Shawkey, services.....		15.00
<b>Total.....</b>	<b>\$</b>	<b>11,300.00</b>

**4.—Appropriation to pay the Salary of Stenographers in the Office of the State Superintendent of Free Schools.**

Laura Chambers salary 9 months.....	\$	1,320.00
Lucy Sisson, salary 1+ months.....		213.69
Maude Lewis, salary 1+ months.....		188.45
Anna McClellan, salary 1 month.....		110.00
Margaret Ford, salary 1 month.....		110.00
Lillian Carver, salary 1 month.....		115.00
H. A. Stover, salary 1 month.....		150.00
George Angelos, salary part month.....		34.61
E. Martin, services.....		90.00
Clarence Peters, services.....		43.25
Lucy A. Thornhill, services.....		25.00
<b>Total.....</b>	<b>\$</b>	<b>2,400.00</b>

**5.—Appropriation for Contingent and Current Expenses of the Office of the State Superintendent of Free Schools.**

Postage.....	\$	1,625.72
Telephone.....		223.90
Telegraph.....		194.81
Freight, Express and Drayage.....		355.55
Office Supplies and Stationery.....		410.06
Office Furniture and Carpets.....		226.39
Cleaning Rugs.....		8.00
Typewriter and Supplies.....		131.35
Mimeograph Supplies.....		19.51
Dictaphone Supplies.....		23.00
Electrical Supplies.....		73.30

Plumbing and Supplies . . . . .	43.30
Subscription to Papers . . . . .	76.90
Books . . . . .	18.93
Scales . . . . .	27.44
Drinking Water . . . . .	17.70
Water (Meter) . . . . .	1.80
Gas . . . . .	54.45
Half Tones . . . . .	50.75
Paint . . . . .	4.00
Boxes and Lumber . . . . .	128.90
F. W. Hughes, Lettering Doors . . . . .	21.00
Robert Clark, Traveling Expense . . . . .	178.77
Geo. E. Hubbs, Traveling expense . . . . .	41.81
Armstrong and Lance, painting . . . . .	250.70
O. F. Cook, Reimbursed for supplies sent collect . . . . .	3.49
National Educational Assn. Membership Fees . . . . .	10.00
National Surety Co., Official Bond . . . . .	12.00
Total . . . . .	\$ 4,233.53

6.—*Appropriation to Pay Salaries of Six Members of the State Board of Education.*

L. W. Burns, Salary 9 months . . . . .	\$ 750.00
Geo. S. Laidley, salary 9 months . . . . .	750.00
Howard M. Gore, salary 9 months . . . . .	750.00
F. S. Sycamore, salary 9 months . . . . .	750.00
E. W. Oglebay, salary 9 months . . . . .	750.00
W. C. Cook, salary 12 months . . . . .	1,000.00
Total . . . . .	\$ 4,750.00

7.—*Appropriation for Per Diem and Expense of State Board of Education.*

M. P. Shawkey, Transportation . . . . .	100.71
Hotel and Meals . . . . .	62.45
Baggage . . . . .	.60
Geo. M. Ford, Transportation . . . . .	95.07
Hotel and Meals . . . . .	92.31
Taxi . . . . .	8.75
Telegraph . . . . .	1.97
L. W. Burns, Transportation . . . . .	259.70
Hotel and Meals . . . . .	188.70
Telephone and Telegraph . . . . .	4.48
Postage . . . . .	4.50
Geo. S. Laidley, Transportation . . . . .	72.74
Hotel and Meals . . . . .	40.44
Taxi . . . . .	2.00
Porter and Tips . . . . .	1.95
F. S. Sycamore, Transportation . . . . .	59.58
Hotel and Meals . . . . .	110.75
W. C. Cook, Transportation . . . . .	169.19
Hotel and Meals . . . . .	161.33
Walter Barnes, Per Diem . . . . .	30.00
Transportation . . . . .	8.30
Hotel and Meals . . . . .	9.55
W. G. Keim, Transportation . . . . .	49.00
Hotel and Meals . . . . .	60.53
Total . . . . .	\$ 1,594.60

Note—The above traveling expense of M. P. Shawkey was incurred as follows:

June 17, 1921, Montgomery . . . . .	1.70
Aug 8-15, 1921, Ripley and Wheeling . . . . .	28.30
Dec. 2, 1921, Huntington . . . . .	6.49



Jan 12-19, 1921, Wheeling .....	48.72
Feb. 24-Mar. 2nd, 1921, Atlantic City.....	78.55
Total.....	\$ 163.76
Note—The above traveling expense of Geo. M. Ford was incurred as follows:	
May 12-14, 1921, Huntington .....	\$ 9.37
May 25, 1921, Institute.....	8.75
May 18-21, 1921, Wheeling, New Cumberland and Follansbee.....	42.22
June 8-14, 1921, Wheeling, Fairmont and Morgantown..	61.85
May 26, June 5, 1921, Huntington, Kenova, Parkersburg, Grafton and Harpers Ferry.....	75.91
Total.....	\$ 198.10
8.—Appropriation to Pay Salaries of Two Advisory Members of State Board of Education.	
J. W. Robinson, salary 9 months.....	\$ 750.00
F. H. Jackson, salary 9 months.....	750.00
Total.....	\$ 1,500.00
9.—Appropriation to Pay Expense of Two Advisory Members of State Board of Education.	
J. W. Robinson, Transportation .....	\$ 159.92
Hotel and Meals.....	116.00
Telegraph and Telephone.....	6.31
Postage.....	1.00
F. H. Jackson, Transportation.....	127.77
Hotel and Meals.....	80.05
Taxi and Baggage.....	4.60
Notary Fee.....	2.50
Total.....	\$ 498.15
10.—Appropriation to Pay the Salary and Traveling Expenses of the Secretary and Field Agent State Board of Education.	
J. F. Marsh, part salary, 11 months.....	\$ 1,590.00
Transportation .....	258.88
Hotel and Meals.....	145.37
Total.....	\$ 1,994.25
11.—Appropriation to Pay the Salary and Traveling Expenses of the Supervisor of Colored Schools.	
W. W. Saunders, salary 12 months.....	\$ 2,400.00
Transportation .....	377.44
Hotel and Meals.....	247.05
Telegraph.....	2.53
Taxi.....	1.65
Total.....	\$ 3,028.67
12.—Appropriation to Pay the Salary (in Part) of High School Supervisor.	
E. E. Knight, salary 7 + months.....	\$ 1,800.00
13.—Appropriation for Contingent and Traveling Expenses of State Superintendent of Free Schools, Article 12, Section 2, Constitution.	
M. P. Shawkey, Transportation.....	\$ 240.49
Hotel and Meals.....	137.00
Telegraph and Telephone.....	1.45
Baggage.....	.30

Geo. M. Ford, Transportation .....	34.93
Hotel and Meals .....	19.39
<b>Total .....</b>	<b>433.56</b>

Note—Above traveling expense of M. P. Shawkey was incurred as follows:

July 2-23, 1920, Salt Lake City .....	\$ 174.20
July 28-29, 1920, Hamlin .....	9.61
Aug. 3-4, 1920, Wayne .....	8.34
Aug. 16-20, 1920, Webster Springs .....	24.35
Aug. 23-26, 1920, Terra Alta and Grafton .....	t 31.85
Sept. 5-7, 1920, Morgantown .....	26.15
Oct. 19-20, 1920, Terra Haute, Ind. ....	23.75
Oct. 26-27, 1920, Athens and Bluefield .....	19.67
Oct. 30, 1920, East Bank .....	1.65
Nov. 2-6, 1920, Parkersburg .....	27.85
Dec. 7-11, 1920, Wheeling .....	31.82
<b>Total .....</b>	<b>\$ 379.24</b>

Note—Above traveling expense of Geo. M. Ford was incurred as follows:

Mar. 17-20, 1921, Clarksburg .....	\$ 28.06
May 5-6, 1921, Sistersville and Middlebourne .....	24.02
May 11-12, 1921, Cabin Creek and Decota .....	2.24
<b>Total .....</b>	<b>\$ 54.32</b>

14.—*Appropriation for Expense of Conducting Uniform Examinations.*

Carrie Keever, per diem .....	\$ 225.00
Christine Thornby, per diem .....	115.00
Frank Hall, per diem .....	168.00
T. C. Dailey, per diem .....	95.00
Lewis Van Camp, per diem .....	23.90
Daisy M. Gates, per diem .....	142.50
Flossie Titweiler, per diem .....	118.00
Myrtle Crouse, per diem .....	118.00
Alice Cain, per diem .....	137.50
Anna M. Popp, per diem .....	266.25
Hattie Tudor, per diem .....	122.50
Bertha Robson, per diem .....	70.00
Josie Milan, per diem .....	67.50
Olive Whitney, per diem .....	30.00
Mary B. Fontaine, per diem .....	29.00
Florence Schum, per diem .....	32.50
Bird Fontaine, per diem .....	25.00
J. R. Dudding, per diem .....	140.00
Ina Deberry, per diem .....	35.00
Delphia Fisher, per diem .....	109.00
Pearl Chambers, per diem .....	96.00
Geo. C. Ballard, per diem .....	92.50
Walter Barnes, per diem .....	25.00
Tina Deberry, per diem .....	76.25
D. M. McKown, per diem .....	111.25
Anna Mason, per diem .....	89.00
Bess Keim, per diem .....	89.00
Hazel Dunlap, per diem .....	125.00
Helen Judge, per diem .....	107.50
D. A. Watson, per diem .....	126.00
I. N. Deahl, per diem .....	30.00
M. M. Brooks, per diem .....	133.50
O. A. Watson, per diem .....	15.00
Arline England, per diem .....	22.50
Mary Horan, per diem .....	189.00

Thos. W. Haught, per diem . . . . .	25.00
H. C. Robertson, per diem . . . . .	34.50
Jno. L. Ramsey, per diem . . . . .	42.35
W. H. Kelbaugh, per diem . . . . .	44.22
W. E. McKnight, per diem . . . . .	26.25
Mrs. Chas. Ritchie, per diem . . . . .	28.50
M. N. Stalnacker, per diem . . . . .	130.63
H. M. Keely, per diem . . . . .	12.00
Otis G. Hinkle, per diem . . . . .	155.00
J. G. B. Coberly, per diem . . . . .	160.00
M. C. Lewis, per diem . . . . .	155.00
J. M. Cain, per diem . . . . .	155.00
B. H. Hall, per diem . . . . .	192.00
W. A. Strut, per diem . . . . .	110.00
V. E. Mace, per diem . . . . .	40.00
Verba Prince, per diem . . . . .	12.50
J. A. Cavender, per diem . . . . .	100.00
H. H. Henson, per diem . . . . .	142.75
Mrs. Emma Wood, per diem . . . . .	158.75
Anna Triplett, per diem . . . . .	158.75
Lila B. Marsh, per diem . . . . .	170.00
Pearl Leadsome, per diem . . . . .	175.00
R. F. Brammer, per diem . . . . .	115.00
Vera G. Reed, per diem . . . . .	167.50
J. S. Watson, per diem . . . . .	180.00
Clara Edwards, per diem . . . . .	25.00
W. T. Wooly, per diem . . . . .	20.00
Nell Lanham, per diem . . . . .	5.00
Lucy E. Prichard, per diem . . . . .	81.00
Transportation . . . . .	25.92
Hotel and Meals . . . . .	42.42
Porter, Baggage and Maid . . . . .	2.40
C. H. Martin, per diem . . . . .	66.00
Transportation . . . . .	17.00
Hotel and Meals . . . . .	20.22
Geo. E. Hubbs, Salary 3 months . . . . .	750.00
Traveling expense . . . . .	26.44
Lillian Carver, salary 2 months . . . . .	230.00
Laura Chambers, salary 1 month . . . . .	160.00
Maude Lewis, salary part 1 month . . . . .	80.39
J. H. Hickman, salary part 1 month . . . . .	174.16
George Angelos, salary part 1 month . . . . .	34.81
Ralph McWhorter, Services . . . . .	68.40
Dorothy Denton, services . . . . .	141.75
Jno. Shriver, services . . . . .	5.00
Florence Keller, services . . . . .	20.00
Georgia Hubbs, services . . . . .	142.50
John Shawkey, services . . . . .	60.00
Ralph McWhorter, services . . . . .	6.56
B. P. Pettry, services . . . . .	25.00
Marshall Higginbotham, Legal Services . . . . .	250.00
Garfield Davis, costs in case E. E. Evans vs. M. P. Shawkey . . . . .	26.35
Postage . . . . .	650.00
Wales Adding Machine Co., Adding Machine . . . . .	255.83
Total . . . . .	\$ 9,500.00

15.—*Appropriation for Printing, Binding and Stationery, for the Office of the State Superintendent of Free Schools.*

Courier Journal Printing Co.:	
Certificates and Diplomas.....	\$ 1,718.86
Lovett Printing Co.:	
Rubber Stamps.....	3.60
S. S. Moore Co.:	
Envelopes.....	1.00
War Camp Community Service.:	
Song Books.....	165.00
Wheeling News Lithograph Co.:	
Examination papers and forms.....	308.50
H. G. Young, Secretary of State:	
Paper stock and supplies.....	10,030.03
Tribune Printing Co.:	
Certificates.....	294.80
Envelopes.....	839.45
Total Miscellaneous.....	\$ 13,361.24

Printing:

Composition, old contract.....	390.98
Composition, new contract.....	402.65
Tokens, old contract.....	625.00
Tokens, new contract.....	40.00
Quires, old contract.....	1,291.52
Quires, new contract, 8 x 14 or less.....	556.00
Quires, new contract, over 8 x 14.....	792.72
Letter heads, old contract.....	17.75
Letter heads, new contract.....	27.00
Envelopes, old contract.....	18.00
Envelopes, new contract.....	37.50
File jackets, new contract.....	34.00
Stock furnished.....	70.51
Total, Printing.....	\$ 4,303.63

Binding:

Folding, old contract.....	17.09
Folding, new contract.....	5.50
Stitching, old contract.....	18.75
Folding and Stitching, old contract.....	246.87
Folding and Stitching, new contract.....	12.37
Pamphlet binding, old contract.....	153.75
Pamphlet binding, new contract.....	30.00
Check-book binding, old contract.....	120.80
Check-book binding, new contract.....	103.40
Blank-book binding, old contract.....	510.00
Special binding, old contract.....	60.00
Requisition book binding, old contract.....	8.15
Requisition book binding, new contract.....	3.00
Commercial binding, New Contract.....	11.50
Perforating.....	112.66
Perforating, new contract.....	201.87
Ruling, old contract.....	164.83
Ruling, new contract.....	200.13
Gathering, old contract.....	10.89
Gathering, new contract.....	1.40
Scoring, old contract.....	17.00
Scoring, new contract.....	37.50
Numbering, old contract.....	3.85
Numbering, new contract.....	2.31

Punching, new contract.....	1.36
Padding, new contract.....	.10
Cutting, old contract.....	.20
Total, binding.....	\$ 2,055.28
<hr/>	
Grand Total.....	\$ 19,720.15
Less amount refunded.....	976.82
<hr/>	
Net Total.....	\$ 18,743.33

16.—*Appropriation for Compensation of Institute Instructors.*

W. R. Gross, per diem.....	70.00
Expense.....	67.05
Geo. M. Ford, per diem.....	35.00
Expense.....	37.95
Mrs. S. Davis, per diem.....	25.00
Expense.....	39.09
D. C. Ward, per diem.....	35.00
Expense.....	31.11
Irene C. Huffman, per diem.....	25.00
Expense.....	26.71
L. J. Hanifan, per diem.....	35.00
Expense.....	43.51
Jas. E. Allen, per diem.....	35.00
Expense.....	39.10
T. J. Humphreys, per diem.....	140.00
Expense.....	157.68
W. W. Trent, per diem.....	70.00
Expense.....	78.14
J. H. Francis, per diem.....	100.00
Expense.....	124.72
Jennie Duncan, per diem.....	50.00
Expense.....	16.27
L. H. Christman, per diem.....	35.00
Expense.....	33.39
H. F. Griffey, per diem.....	35.00
Expense.....	23.61
Oliver Shurtliff, per diem.....	110.00
Expense.....	11.90
C. E. Githens, Per diem.....	35.00
Expense.....	60.44
J. D. Muldoon, per diem.....	70.00
Expense.....	94.34
H. J. McGinnis, per diem.....	35.00
Expense.....	24.85
C. W. Martin, per diem.....	35.00
Expense.....	29.81
G. H. Colebank, per diem.....	70.00
Expense.....	79.73
J. H. Cox, per diem.....	70.00
Expense.....	66.25
H. C. Robertson, per diem.....	35.00
Expense.....	28.06
A. B. Gregory, per diem.....	25.00
Expense.....	44.63
Virginia Reed, per diem.....	25.00
Expense.....	28.54
F. H. Wilkinson, per diem.....	25.00
Expense.....	14.93
E. T. Lively, per diem.....	70.00
Expense.....	75.42
Jos. Rosier, per diem.....	70.00
Expense.....	71.83

Edw. C. Wade, per diem.....	35.00
Expense.....	21.32
Bess. McGranahan, per diem.....	50.00
Expense.....	36.38
T. B. Hill, per diem.....	70.00
Expense.....	46.22
F. R. Yoke, per diem.....	35.00
Expense.....	16.07
A. D. Kenamond, per diem.....	35.00
Expense.....	70.33
I. N. Deahl, per diem.....	70.00
Expense.....	39.22
A. T. Stanforth, per diem.....	25.00
Expense.....	40.00
K. P. Friese, per diem.....	30.00
Expense.....	33.81
Mary B. Fontaine, per diem.....	100.00
Expense.....	78.05
Lucy Robinson, per diem.....	50.00
Expense.....	17.73
O. G. Wilson, per diem.....	70.00
Expense.....	70.20
Lida T. Davis, per diem.....	35.00
Expense.....	40.59
P. E. King, per diem.....	35.00
Expense.....	30.77
C. L. Broadwater, per diem.....	105.00
Expense.....	100.33
L. H. Chusman, per diem.....	35.00
Expense.....	47.58
R. A. Armstrong, per diem.....	25.00
Expense.....	17.30
W. H. S. White, per diem.....	35.00
Expense.....	31.55
Frank S. White, per diem.....	25.00
Expense.....	37.47
S. C. Grose, per diem.....	35.00
Expense.....	20.00
J. H. Gorby, per diem.....	105.00
Expense.....	99.16
M. M. Bryan, per diem.....	50.00
Expense.....	72.74
Geo. S. Laidley, per diem.....	35.00
Expense.....	37.47
Mary Nesbitt, per diem.....	25.00
Expense.....	.90
A. J. Dadisman, per diem.....	20.00
Expense.....	11.43
S. O. Bond, per diem.....	60.00
Expense.....	59.05
J. C. Webb, per diem.....	125.00
A. H. Harrop, per diem.....	180.00
S. H. Guss, per diem.....	65.00
Ola C. Walden, per diem.....	20.00
H. G. Clark, per diem.....	25.00
I. N. Smith, per diem.....	25.00
Edw. Hayward, per diem.....	175.00
H. E. Cooper, per diem.....	100.00
H. R. Bonner, per diem.....	190.00
W. H. Ruebush, per diem.....	130.00
H. B. Work, per diem.....	125.00
I. F. Stewart, per diem.....	175.00

C. C. Swain, per diem	250.00
J. W. Sprowls, per diem	190.00
F. H. Warren, per diem	240.00
C. C. Miller, per diem	210.00
Edw. Rynearson, per diem	120.00
Ercell Withrow, per diem	140.00
Dr. Davis Snedden, per diem	300.00
H. H. Helter, per diem	240.00
Alice C. Wilson, per diem	185.00
C. C. Bailey, per diem	200.00
J. E. Dalsell, per diem	225.00
C. E. Douglass, per diem	350.00
R. J. McDowell, per diem	100.00
Dr. Norman Cameron, per diem	250.00
C. L. Martsolff, per diem	135.00
I. M. Smith, per diem	105.00
C. L. Wright, per diem	40.00
E. C. McDougle, per diem	250.00
T. J. Coates, per diem	250.00
H. D. Freeland, per diem	210.00
James Bird, per diem	30.00
C. E. Gelchins, per diem	35.00
D. C. Murphy, per diem	125.00
C. W. McNary, per diem	135.00
Marie Shuey, per diem	30.00
Ella F. Gaver, per diem	25.00
Earl Hudelson, per diem	70.00
Jas. L. Allison, per diem	100.00
W. H. McIlwee, per diem	10.00
Waitman Barbe, per diem	20.00
Bessie R. Shipman, per diem	10.00
Edith Lathrop, Expense	76.85
J. F. Marsh, expense	56.17
J. H. Patterson, Expense	15.26
E. E. Knight, Expense	25.54
M. P. Shawkey, Money advanced former year	274.90

Total	\$ 11,348.45
Less amount refunded to appropriation	25.00
Net Total	\$ 11,323.45

17.—Appropriation to Pay Cost of Certifying and Publishing Delinquent Taxes.  
(This appropriation disbursed by State Auditor.)

H. H. King, salary 11+ months	\$ 1,728.50
E. J. Graham, salary 6+ months	850.00
Nina McNary, salary 11 months	1,345.00
E. Corkran, salary 6 months	750.00
A. E. Nuckles, salary 6 months	750.00
G. A. Smith, salary 1+ month	126.50
Freeman Carte, salary 1 month	225.00
D. Borstein, salary 1 month	100.00
Chas. M. Bond, salary 1 month	225.00
J. H. Randolph, salary 1 month	100.00
P. H. Anderson, salary 1 month	150.00
E. Duffield, salary 1 month	166.66
C. W. Kyle, salary 1 month	150.00
Paul Bond, salary 1 month	50.00
C. H. Ellis salary part 1 month	33.26
W. R. Kearns, salary part 1 month	75.00
Pearl Rawson, salary part 1 month	62.50
Postage	812.58
Total	\$ 7,700.00

18.—*Appropriation for Publishing the Sale of Delinquent Lands.*  
(This appropriation disbursed by State Auditor.)

Parsons Advocate.....	\$	40.55
Jackson Herald.....		32.40
Upshur Republican.....		40.95
Wayne News.....		147.75
Mountain Echo.....		4.48
Hampshire Review.....		8.93
Spirit of Jefferson.....		75.00
Clarksburg Telegram.....		112.72
Clay County Press.....		127.65
Wirt County Journal.....		48.00
Wheeling Telegraph.....		15.75
Fayette Democrat.....		175.50
Glennville Democrat.....		33.00
Doddridge Republican.....		42.12
Grant County Press.....		1.40
Wheeling News.....		183.75
Logan Democrat.....		77.52
Nicholas Chronicle.....		165.04
State Gazette.....		89.39
Braxton Democrat.....		225.00
Pochontas Times.....		36.04
McDowell Recorder.....		116.25
Coal River Republican.....		27.75
Calhoun Chronical.....		78.00
Preston Republican.....		107.47
Index Printing Co.....		33.66
Grafton Sentinel.....		52.50
Wellsburg Herald.....		2.25
Moorefield Exponent.....		9.90
Lincoln Democrat.....		102.00
Times Record.....		54.50
Raleigh Herald.....		375.20
Hurricane Breeze.....		60.00
Pendleton Times.....		18.82
Moundsville Journal.....		21.01
Wetzel Democrat.....		30.42
Webster Echo.....		70.00
Weston Democrat.....		29.50
Randolph Enterprise.....		49.50
Martinsburg Evening Journal.....		45.00
Morgantown Post.....		15.00
Huntington Advertiser.....		102.25
Parkersburg News.....		14.87
Tyler Star News.....		53.38
Monroe Watchman.....		18.00
Total.....	\$	3,170.17

19.—*Appropriation for Payment of Salaries to County Superintendents of Free Schools.*

County	Name of Superintendent		
Barbour.....	E. A. Hunt, salary 12 months.....	\$	1,490.04
Berkeley.....	Chas. W. Crowell, salary 2 months.....		247.84
	P. T. Keesecker, salary 10 months.....		1,239.20
Boone.....	M. T. Miller, salary 12 months.....		1,413.60
Braxton.....	W. B. Golden, salary 12 months.....		1,657.92
Brooke.....	S. C. Underwood, salary 12 months.....		1,399.92
Cabell.....	Edward Mays, salary 12 months.....		2,100.00
Calhoun.....	T. C. Cain, salary 12 months.....		1,299.96
Clay.....	R. E. Slack, salary 12 months.....		1,299.96



Doddridge	C. T. Hvatt, salary 2 + months	282.68
	H. D. Snyder, salary 9 + months	1,138.36
Fayette	J. T. Peters, salary 12 months	2,100.00
Gilmer	Dallas C. Bailey, salary 12 months	1,399.92
Grant	H. F. Groves, salary 12 months	1,299.96
Greenbrier	L. O. Haynes, salary 12 months	1,865.04
Hampshire	Arthur Slonaker, salary 12 months	1,399.92
Hancock	H. O. Miller, salary 12 months	1,399.92
Hardy	E. A. Hawse, salary 12 months	1,399.92
Harrison	L. Wayman, salary 1 + months	291.67
	Carl S. Lawson, salary 10 + months	1,808.33
Jackson	W. C. Casto, salary 12 months	1,616.04
Jefferson	Isaac N. Bonham, salary 12 months	1,399.92
	James Grantham, salary 1 month	150.00
	G. B. McGraw, salary part 1 month	16.74
Kanawha	Geo. W. Jenkins, Jr., salary 12 months	2,100.00
Lewis	Wade Linger, salary 12 months	1,641.54
Lincoln	G. L. Pauley, salary 12 months	1,500.54
Logan	E. F. Scaggs, salary 12 months	1,824.42
Marion	Homer C. Toothman, salary 5 months	875.00
	I. M. Barnes, salary 7 months	1,225.00
Marshall	H. E. Carmichael, salary 12 months	1,804.86
Mason	Alonzo C. Kelly, salary 12 months	1,599.24
Mercer	B. F. King, salary 12 months	2,100.00
Mineral	Luke McDowell, salary 12 months	1,456.08
Mingo	Floyd Evans, salary 12 months	1,623.29
Monongalia	Lynn Hastings, salary 12 months	1,886.04
Monroe	O. R. Houchins, salary 12 months	1,466.04
Morgan	Jesse R. Tyson, salary 12 months	1,299.96
McDowell	W. C. Cook, salary 12 months	2,100.00
Nicholas	L. O. Bobbitt, salary 12 months	1,636.17
Ohio	J. H. Lazaer, salary 12 months	2,100.00
Pendleton	John A. Fultz, salary 12 months	1,399.92
Pleasant	G. C. McTaggart, salary 12 months	1,200.00
Pocahontas	Douglass McNeill, salary 12 months	1,513.92
Preston	D. K. Mason, salary 12 months	1,982.37
Putnam	W. W. Smith, salary 12 months	1,506.79
Raleigh	Otway F. Cook, salary 12 months	2,062.92
Randolph	Troy B. Wilmoth, salary 12 months	1,784.04
Ritchie	J. F. Hatfield, salary 12 months	1,574.46
Roane	B. Frank Jarvis, salary 12 months	1,579.92
Summers	Lee Harper, salary 12 months	1,595.04
Taylor	W. E. Leach, salary 12 months	1,439.04
Tucker	R. E. King, salary 12 months	1,450.92
Tyler	C. R. Ingram, salary 12 months	1,525.92
Upshur	W. O. Hinkle, salary 12 months	1,597.92
Wayne	W. H. Peters, salary 12 months	1,726.98
Webster	Sampson N. Miller, salary 12 months	1,431.54
Wetzel	F. M. Tuttle, salary 12 months	1,716.53
Wirt	Leonard C. Dailey, salary 12 months	1,299.96
Wood	Lawrence C. White, salary 12 months	2,015.04
Wyoming	G. B. McGraw, salary 12 months	1,478.04
<b>Total</b>		<b>\$ 89,854.31</b>
<b>Less Amount refunded by H. C. Hill 1919</b>		<b>246.75</b>
<b>Net Total</b>		<b>\$ 89,607.56</b>

20.—*Appropriation to Assist in Vocational Education.*

Odar A. Watson, salary 3 months	\$	675.00
J. F. Marsh, salary 1 month		125.00

W. G. Carpenter, salary 1 + months .....	340.00
B. T. Leland, services .....	30.00
J. F. Marsh, Transportation .....	66.13
Hotel and Meals .....	23.98
Baggage .....	.25
Odar A. Watson, Transportation .....	100.06
Hotel and Meals .....	266.90
Notary Fee .....	.25
Supplies .....	3.37
W. Va. Business College (Clarksburg) Tuition .....	12.50
Charleston Business College Tuition .....	5.61
Total .....	<b>\$ 1,649.05</b>
<b>21.—Appropriation to Assist in Rehabilitation (Federal Fund).</b>	
O. A. Watson, salary 3 months .....	<b>\$ 675.00</b>
Wm. C. Meadows, salary 2 months .....	450.00
J. F. Marsh, salary 1 month .....	150.00
Anna McClelland, services .....	15.00
O. A. Watson, Transportation .....	125.09
Hotel and Meals .....	185.75
File Cases .....	5.00
Supplies .....	.90
J. F. Marsh, Transportation .....	62.15
Hotel and Meals .....	39.67
Wm. C. Meadows, Transportation .....	36.56
Hotel and Meals .....	100.00
Traveling case .....	5.00
Supplies .....	2.00
Books for Students .....	5.23
Srerling Tenny, Transportation .....	4.95
Hotel and Meals .....	3.50
W. Va. Business College (Clarksburg) Tuition .....	30.50
Charleston Business College, tuition .....	5.61
Grafton High School, tuition .....	49.50
Books .....	5.40
Mountain State Business College, tuition .....	5.00
Books .....	20.00
Fairmont Shorthand Institute, tuition .....	30.00
R. S. Simons, teaching .....	57.00
Books .....	3.65
Floyd P. Sexton, teaching .....	20.00
H. D. Proffit, teaching .....	2.00
Books .....	.93
A. J. Gibson, teaching .....	68.82
Total .....	<b>\$ 2,164.21</b>
<b>22.—Appropriation to pay Accrued Interest on Bonds Purchased for The School Fund</b>	
Accrued interest on bonds purchased for the School Fund . . . .	<b>\$ 1,050.28</b>
<b>23.—Appropriation for Payment of Supplemental Aid to Teacher's Fund.</b>	
Counties:	
Barbour .....	<b>\$ 3,029.00</b>
Braxton .....	17,234.00
Cabell .....	3,352.00
Calhoun .....	12,281.00
Clay .....	3,790.00
Fayette .....	3,722.00
Gilmer .....	2,788.00
Grant .....	5,932.00
Greenbrier .....	27,393.00
Hampshire .....	15,543.00

Hardy	15,627.00
Jackson	36,163.00
Kanawha	7,093.00
Lewis	5,158.00
Lincoln	1,232.00
Marion	2,143.00
Mason	17,898.00
Mineral	1,735.00
Monroe	26,804.00
Morgan	1,936.00
Nicholas	4,294.00
Pendleton	25,448.00
Preston	7,548.00
Putnam	17,002.00
Raleigh	16,539.00
Randolph	18,738.00
Roane	5,282.00
Summers	30,827.00
Tucker	3,965.00
Tyler	729.00
Upshur	13,094.00
Wayne	17,090.00
Wirt	11,044.00
Wood	11,627.00
Total	\$ 394,080.00

24.—Appropriation for Payment of Supplemental Aid to Building Fund.

Counties:

Barbour	\$ 1,408.00
Boone	1,659.00
Braxton	4,760.00
Cabell	2,218.00
Calhoun	5,137.00
Clay	1,393.00
Fayette	1,539.00
Grant	1,444.00
Greenbrier	11,188.00
Hampshire	3,231.00
Hardy	2,117.00
Jackson	7,515.00
Kanawha	2,206.00
Lincoln	743.00
Mason	2,966.00
Mineral	680.00
Monroe	5,386.00
Morgan	180.00
Nicholas	497.00
Pendleton	4,069.00
Pleasants	649.00
Pocahontas	351.00
Preston	1,080.00
Putnam	7,957.00
Raleigh	11,111.00
Randolph	5,685.00
Roane	735.00
Summers	10,511.00
Taylor	198.00
Tucker	1,485.00
Tyler	1,428.00
Upshur	4,796.00
Wayne	3,528.00
Webster	1,682.00

Wirt .....	4,078.00
Wood .....	4,838.00
Total .....	\$ 120,448.00

## 25.—Appropriation to Pay State Aid to Classified High Schools.

## Counties:

Barbour .....	\$ 1,400.00
Berkeley .....	3,236.50
Boone .....	400.00
Braxton .....	4,719.00
Brooke .....	2,200.00
Cabell .....	2,400.00
Clay .....	1,200.00
Doddridge .....	800.00
Fayette .....	5,000.00
Grant .....	400.00
Greenbrier .....	3,800.00
Hampshire .....	800.00
Hancock .....	3,200.00
Hardy .....	1,577.00
Harrison .....	9,800.00
Jackson .....	1,600.00
Jefferson .....	2,000.00
Kanawha .....	6,472.50
Lewis .....	1,600.00
Lincoln .....	1,200.00
Logan .....	1,600.00
Marion .....	6,800.00
Marshall .....	3,200.00
Mason .....	2,000.00
Mercer .....	4,400.00
Mineral .....	2,200.00
Mingo .....	3,600.00
Monongalia .....	2,800.00
Monroe .....	2,905.50
Morgan .....	2,000.00
McDowell .....	5,600.00
Nicholas .....	2,000.00
Ohio .....	3,600.00
Pendleton .....	600.00
Pleasants .....	800.00
Pocahontas .....	2,400.00
Preston .....	6,600.00
Putnam .....	400.00
Raleigh .....	1,400.00
Randolph .....	3,119.00
Ritchie .....	3,200.00
Roane .....	1,200.00
Summers .....	1,600.00
Taylor .....	1,800.00
Tucker .....	2,800.00
Tyler .....	2,400.00
Upshur .....	1,400.00
Wayne .....	1,400.00
Webster .....	2,000.00
Wetzel .....	4,800.00
Wirt .....	400.00
Wood .....	2,400.00
Wyoming .....	2,000.00
Total .....	\$ 139,229.50

**RECAPITULATION OF ACTUAL DISBURSEMENTS OF "GENERAL SCHOOL FUND" OF WEST VIRGINIA, DURING THE YEAR ENDING JUNE 30, 1921**

<b>Salary of State Superintendent of Free Schools</b> .....	<b>\$ 4,323.85</b>
<b>Salary of Chief Clerk of State Department of Free Schools</b> .....	<b>2,400.00</b>
<b>Salary of Other Clerks of State Department of Free Schools</b> ....	<b>11,300.00</b>
<b>Salary of Stenographers of State Department of Free Schools</b> ...	<b>2,400.00</b>
<b>Current and Contingent Expenses of State Department of Free Schools</b> .....	<b>4,233.53</b>
<b>Salaries State Board of Education</b> .....	<b>4,750.00</b>
<b>Expense State Board of Education</b> .....	<b>1,594.60</b>
<b>Salaries Advisory Members State Board of Education</b> .....	<b>1,500.00</b>
<b>Expenses Advisory Members State Board of Education</b> .....	<b>498.15</b>
<b>Salary and Traveling Expenses of Secretary and Field Agent State Board of Education</b> .....	<b>1,994.25</b>
<b>Salary and Traveling Expenses of Supervisor of Colored Schools</b>	<b>3,028.67</b>
<b>Salary (in part) of High School Supervisor</b> .....	<b>1,800.00</b>
<b>Contingent and Traveling Expenses of State Superintendent of Free Schools</b> .....	<b>433.56</b>
<b>Expense of Conducting Uniform Examination</b> .....	<b>9,500.00</b>
<b>Printing, Binding and Stationery</b> .....	<b>18,743.33</b>
<b>Compensation Institute Instructors</b> .....	<b>11,323.45</b>
<b>Cost of Certifying and Publishing Delinquent Lists</b> .....	<b>7,700.00</b>
<b>Publishing Sale Delinquent Lands</b> .....	<b>3,170.17</b>
<b>Salaries of County Superintendents of Free Schools</b> .....	<b>89,607.56</b>
<b>To assist in Vocational Education</b> .....	<b>1,649.05</b>
<b>To assist in Rehabilitation</b> .....	<b>2,164.21</b>
<b>To pay accrued interest on Bonds</b> .....	<b>1,050.28</b>
<b>Total other than State Aid to Local School Funds</b> .....	<b>\$ 185,164.66</b>
<b>State Aid to Teachers' Fund</b> .....	<b>394,080.00</b>
<b>State Aid to Building Fund</b> .....	<b>120,448.00</b>
<b>State Aid to Classified Schools</b> .....	<b>139,229.50</b>
<b>Grand Total Disbursements—General School Fund</b> .....	<b>\$ 838,922.16</b>

**STATEMENT OF ACTUAL DISBURSEMENTS OF THE "STATE FUND GENERAL REVENUE" OF WEST VIRGINIA DURING THE YEAR ENDING JUNE 30, 1921**

The following is a statement of the cash disbursements of the "State Fund General Revenue" disbursed on requisitions of others than State Board of Control during the year ending June 30, 1921.

**STATE AUDITOR'S OFFICE.**

<b>26.—Appropriation to Pay Salary of Auditor.</b>	
J. S. Darst, salary 8+ months.....	\$ 3,037.50
John C. Bond, salary 3+ months.....	1,626.30
<b>Total</b> .....	<b>\$ 4,663.80</b>
<b>27.—Appropriation to Pay Salary of Chief Clerk in Auditor's Office.</b>	
C. L. Topping, salary 7 + months.....	\$ 1,486.70
L. O. Curtis, salary 3 + months.....	913.30
<b>Total</b> .....	<b>\$ 2,400.00</b>
<b>28.—Appropriation to Pay Salaries of Other Clerks in Auditor's Office.</b>	
H. F. Leggett, salary 12 months.....	\$ 2,350.00
Additional salary, July 1, to Feb. 28, 1921.....	150.00
F. W. Pritt, salary 11 months.....	2,280.00
Additional salary, July 1, to Feb. 28, 1921.....	200.00
J. M. Miller, salary 12 months.....	3,000.00
Additional salary July 1, to Feb. 28, 1921.....	200.00

J. L. Ramsey, salary 9 + months.....	1,425.00
Additional salary, July 1, to Feb 28, 1921.....	150.00
E. McVey, salary 12 months.....	2,280.00
Additional salary, July 1, to Feb. 28, 1921.....	200.00
W. H. Kelbaugh, salary 12 months.....	1,800.00
Additional salary, July 1, to Feb. 28, 1921.....	150.00
Louise Hetzel, salary 12 months.....	1,485.00
Additional salary, July 1, to Feb. 28, 1921.....	50.00
H. H. Ballard, salary 5 months.....	1,500.00
Additional salary, fiscal years 1911 to to 1920.....	1,000.00
Nina McNary, salary 1 + month.....	125.00
Additional salary, July 1, to Feb. 28, 1921.....	50.00
H. H. King, salary 1 + month.....	71.50
Additional salary, July 1, to Feb. 28, 1921.....	150.00
Edna Hetzel, salary 2 months.....	280.00
Additional salary, July 1, to Feb. 28, 1921.....	150.00
L. O. Curtis, salary 1 + months.....	386.70
Geo. Gatche, salary 1 + months.....	172.63
Grace Wright, salary 3 + months.....	379.92
Paul Goshorn, salary 2 months.....	300.00
Albert Wright, salary 1 + month.....	170.00
Additional salary, July 1, to Feb. 28, 1921.....	50.00
E. Duffield, additional salary, July 1, to Feb. 28, 1921....	150.00
Chas. H. Ellis, salary 1 month.....	200.00
C. E. Boone, salary 1 month.....	100.00
Alice Nightengale, salary 1 month.....	100.00
Pearl Rawlson, salary 1 month.....	125.00
J. H. Randolph, salary 1 month.....	200.00
Chas. M. Bond, salary 1 month.....	225.00
Freeman Carte, salary 1 month.....	250.00
D. Borstein, salary 1 month.....	100.00
W. F. Morrison, salary 1 month.....	200.00
P. H. Anderson, salary 1 month.....	200.00
J. G. Prichard, salary 1 month.....	200.00
M. LeBlond, salary 1 month.....	100.00
E. H. Daniel, salary 1 month.....	300.00
Clyde Ours, salary 1 month.....	100.00
J. E. McGlothlin, salary 1 month.....	140.00
John C. Bond, salary 1 month.....	100.00
F. A. Gillespie, services.....	34.00
Freda Gibbs, services.....	60.00
G. A. Smith, services.....	13.33
<b>Total.....</b>	<b>\$ 23,403.08</b>
Less amount of above paid from Fire Marshal fund and treated as disbursement from said fund.....	2,000.00
<b>Net Total.....</b>	<b>\$ 21,403.08</b>
<b>29.—Appropriation for Salary of Stenographer in Auditor's Office.</b>	
Cecelia Manning, salary 8 months.....	\$ 970.00
Alice Nightengale, salary 3 + months.....	350.00
<b>Total.....</b>	<b>\$ 1,320.00</b>
<b>30.—Appropriation for Salary of Corporation Clerk, Auditor's Office.</b>	
J. E. McGlochlin, salary 5 months.....	\$ 700.00
Edna Hetzel, salary 10 months.....	1,400.00
<b>Total.....</b>	<b>\$ 2,100.00</b>
<b>31.—Appropriation for Salary of Land Clerk, Auditor's Office.</b>	
E. Duffield, salary 10 months.....	\$ 1,833.26
Chas. H. Ellis, salary Part 1 month.....	166.74
<b>Total.....</b>	<b>\$ 2,000.00</b>

32.— <i>Appropriation for Salary of the Assistant to the Custodian of Bonds.</i>		
H. H. Ballard, salary 7 + months.....		2,400.00
33.— <i>Appropriation for Contingent and Current Expense of Auditor's Office.</i>		
Postage.....	\$ 1,344.00	
Less Refund.....	125.16	1,218.84
Telephone.....		349.75
Telegraph.....		202.27
Stationery and Office Supplies.....		149.59
Office Furniture and Repairs.....		192.20
Multigraph and Addressograph supplies.....		89.77
Adding Machine and supplies.....		339.00
Typewriter Supplies and Repairs.....		29.70
Freight, Express and Drayage.....		124.94
Drinking Water.....		155.90
Subscription to Papers.....		132.00
Books.....		15.00
Letter Opener.....		35.00
Ice.....		6.00
Keys.....		7.80
Electric Supplies.....		1.75
Paint, oil, varnish and glass.....		49.20
Plumbing Supplies.....		4.01
Cleaning Rugs.....		9.00
Edmonston Studio, J. S. Darst picture.....		160.00
DeVan and Co., Premium on Official Bond.....		80.00
Elijah Rollins, labor.....		11.40
J. S. Darst, Transportation.....		3.75
Hotel and Meals.....		10.50
Telephone.....		.10
P. H. Anderson, Transportation.....		12.99
Hotel and Meals.....		18.90
Telegraph.....		.70
Postage.....		.20
Chas. M. Bond, Transportation.....		74.57
Hotel and Meals.....		88.75
Total.....	\$	3,573.58

Note—The above traveling expense of J. S. Darst was incurred as follows:

Aug. 11-13, 1920, Wheeling.....	\$	14.35
---------------------------------	----	-------

34.— <i>Appropriation for Insurance and Investment Companies, Department of Auditor's Office.</i>		
C. R. Morgan, salary 8 + months.....	\$	2,100.00
E. V. Brown, salary 3 months.....		605.00
W. E. White, salary 12 months.....		2,450.00
Mary L. Evans, salary 8 + months.....		1,050.95
Albert Wright, salary 11 months.....		905.00
John C. Bond, salary 4 months.....		800.00
P. H. Anderson, salary 4 + months.....		675.00
Chas. M. Bond, salary 1 + month.....		386.48
O. E. Price, salary 3 + months.....		525.00
D. Borstein, salary 1 + month.....		133.33
Mary Scammell, services.....		25.00
H. H. Hanson, services.....		65.00
Louise Warwick, services.....		112.50
Ida Adams, services.....		6.00
Postage.....		110.00
Office Supplies.....		6.95
Express.....		1.59
Mileage Books.....		120.00

J. S. Darst, Transportation . . . . .	102.36
Hotel and Meals . . . . .	147.50
Taxi . . . . .	2.25
Porter . . . . .	2.00
C. R. Morgan, Transportation . . . . .	80.38
Hotel and Meals . . . . .	67.45
Baggage . . . . .	.25
Telephone . . . . .	2.15
Taxi . . . . .	1.25
P. H. Anderson, Transportation . . . . .	155.50
Hotel and Meals . . . . .	168.92
Postage . . . . .	.56
Telephone and Telegraph . . . . .	2.00
<b>Total . . . . .</b>	<b>\$ 10,810.37</b>

Note—The above traveling expense of J. S. Darst was incurred as follows:

Sept. 30-Oct. 1, 1920, White Sulphur Springs . . . . .	\$ 25.50
Aug. 16-Sept. 10, 1920, Los Angeles, Cal. . . . .	88.95
Dec. 5-10, 1920, New York and Washington, D. C. . . . .	48.94
Feb. 3-4, 1921, Columbus, Ohio . . . . .	41.21
Feb. 12, 1921, Washington D. C. . . . .	49.51
<b>Total . . . . .</b>	<b>\$ 254.11</b>

35. *Appropriation for Filing Cases and Furniture.*

Furniture and Fixtures . . . . .	\$ 3,636.38
Office Supplies . . . . .	234.80
Scales . . . . .	120.00
Typewriter . . . . .	89.10
Dictating Machines . . . . .	1,259.96
<b>Total . . . . .</b>	<b>\$ 5,340.24</b>

Recapitulation:

Salary of Auditor . . . . .	\$ 4,663.80
Salary of Chief Clerk . . . . .	2,400.00
Salary of Other Clerks . . . . .	21,403.08
Salary of Stenographer . . . . .	1,320.00
Salary of Corporation Clerk . . . . .	2,100.00
Salary of Land Clerk . . . . .	2,000.00
Salary of Custodian of Bonds . . . . .	2,400.00
Current and Contingent Expense . . . . .	3,573.58
Insurance Department . . . . .	10,810.37
Filing Cases . . . . .	5,340.24

Grand Total—Auditor's Office . . . . . \$ 56,011.07

**ATTORNEY GENERAL'S OFFICE.**

36.—*Appropriation to Pay Salary of Attorney General.*

E. T. England, salary 12 months . . . . . \$ 4,323.85

37.—*Appropriation to Pay Salary of the First Assistant to the Attorney General.*

Frank Lively, salary 6 months . . . . . \$ 1,899.96

Chas. Ritchie, salary 6 months . . . . . 1,900.04

**Total . . . . .** \$ 3,800.00

38.—*Appropriation to Pay Salary of the Second Assistant to the Attorney General.*

H. A. Nolte, salary 2 months . . . . . \$ 541.66

Chas. Ritchie, salary 4 months . . . . . 1,083.32

R. A. Blessing, salary 6 months . . . . . 1,625.02

**Total . . . . .** \$ 3,250.00



<b>39.—Appropriation to Pay Salary of the Third Assistant to the Attorney General.</b>	
Chas. Ritchie, salary 2 months.....	\$ 541.66
R. D. Steed, salary 10 months.....	2,708.34
Total.....	\$ 3,250.00
<b>40.—Appropriation to Pay the Salary of the Printing Clerk for Attorney General.</b>	
Jno. R. Foster, salary 12 months.....	\$ 2,100.00
<b>41.—Appropriation to Pay Salary of Reading Clerk for Attorney General.</b>	
Marshall Higginbotham, salary 4 months.....	\$ 500.00
Mrs. E. T. England, salary 8 months.....	1,000.00
Total.....	\$ 1,500.00
<b>42.—Appropriation to Pay the Salary of Chief Stenographer, Bookkeeper and File Clerk.</b>	
Helen Kaufman, salary 12 months.....	\$ 1,500.00
<b>43.—Appropriation to Pay Salaries of Two Stenographers.</b>	
Ethel McWise, salary 12 months.....	\$ 1,200.00
Monica Sovine, salary 12 months.....	1,200.00
Total.....	\$ 2,400.00
<b>44.—Appropriation to Pay Current and Contingent Expenses of Attorney General.</b>	
Postage.....	308.00
Telephone.....	390.23
Telegraph.....	171.05
Office Supplies and Stationery.....	241.44
Office Furniture and Repairs.....	52.24
Lumber and Material—Repairs to Office.....	156.47
Cleaning Rugs.....	47.00
Express and Drayage.....	57.71
Mimeograph.....	250.00
Sealagraph.....	45.00
Typewriters.....	110.80
Subscription to papers.....	67.50
Law Books.....	716.46
Drinking Water.....	30.00
Laundry.....	1.00
Lettering.....	4.00
Window Screens.....	94.00
Helen Kaufman, part salary 2 months.....	150.00
Mrs. C. E. Carey, stenographic services.....	44.00
W. F. Brown, Attorney Fee, Boyd vs. Road Commission.....	100.00
C. W. Cawthorn, Extradition Expense.....	22.28
R. A. Blessing, Traveling expense.....	45.43
Total.....	\$ 3,104.61
<b>Recapitulation:</b>	
Salary of Attorney General.....	\$ 4,323.85
Salary of First Assistant.....	3,800.00
Salary of Second Assistant.....	3,250.00
Salary of Third Assistant.....	3,250.00
Salary of Chief Stenographer.....	1,500.00
Salary of Stenographers.....	2,400.00
Salary of Printing Clerk.....	2,100.00
Salary of Reading Clerk.....	1,500.00
Current and Contingent Expense.....	3,104.61
Grand Total—Attorney General's Office.....	\$ 25,228.46

## GOVERNOR'S OFFICE.

<i>45.—Appropriation to Pay Salary of Governor.</i>	
Jno. J. Cornwell, salary 8 + months .....	\$ 3,374.95
Ephriam F. Morgan, salary 3 + months .....	3,237.91
Total .....	\$ 6,612.86
<i>46.—Appropriation to Pay Salary of Private Secretary to the Governor.</i>	
J. W. Weir, salary 8 + months .....	\$ 2,699.97
J. V. Sullivan, salary 3 + months .....	1,300.03
Total .....	\$ 4,000.00
<i>47.—Appropriation to Pay Salaries of Stenographers and Clerks in Governor's Office.</i>	
Sadie Wilson, salary 8 + months .....	\$ 1,012.50
Margaret I. Keller, salary 8 + months .....	1,215.00
R. O. Nuzum, salary 3 + months .....	950.00
Total .....	\$ 3,177.50
Recapitulation:	
Salary of Governor .....	\$ 6,612.86
Salary of Private Secretary .....	4,000.00
Salary of Clerks and Stenographers .....	3,177.50
Grand Total—Governor's Office .....	\$ 13,790.36

## PARDON ATTORNEY.

<i>48.—Appropriation to Pay Salary of Pardon Attorney.</i>	
H. D. Perkins, salary 9 + months .....	\$ 2,375.00
A. G. Jenkins, salary 2 + months .....	625.00
Total .....	\$ 3,000.00
<i>49.—Appropriation to Pay Salary of Stenographer to Pardon Attorney.</i>	
F. M. Parker, salary 7 + months .....	\$ 810.00
O. M. Mendenhall, salary 1 + month .....	350.00
Total .....	\$ 1,160.00
<i>50.—Appropriation for Contingent Expense of Pardon Attorney.</i>	
Postage .....	\$ 140.00
Telephone .....	106.70
Freight .....	1.80
Office Supplies .....	2.30
H. D. Perkins, Transportation .....	21.76
Hotel and Meals .....	4.00
Total .....	\$ 276.56
Recapitulation:	
Salary of Pardon Attorney .....	\$ 3,000.00
Salary of Stenographer .....	1,160.00
Contingent Expense .....	276.56
Grand Total—Pardon Attorney's Office .....	\$ 4,436.56

## GOVERNOR'S MANSION AND GROUNDS.

51.—*Appropriation for Furniture and Furnishings, and Maintenance of Mansion and Grounds.*

Telephone.....	\$	171.48
Drinking Water.....		72.10
Laundry.....		224.90
Towels and Bath Room Supplies.....		108.54
Table Linen, China and Silver.....		446.25
Curtains, Draperies and Rugs.....		217.33
Furniture and Repairs.....		149.20
Kitchen Utensils.....		30.50
Hardware.....		15.70
Subscription to Papers.....		7.20
Oil, Gas and Supplies for Automobile.....		28.62
Jackets and Aprons for Waiter.....		9.75
Repairs to Roof.....		11.00
Supplies for reception to Members of Legislature.....		329.34
Music for reception.....		50.00
Servant hire for reception.....		99.00
N. B. Gardner, services.....		5.00
H. Johnson, services.....		20.80
Total.....	\$	1,996.71
Less amount paid from Civil Contingent Fund.....		112.93
Net Total.....	\$	1,883.78

52.—*Appropriation for Repairs and Improvements of Mansion and Grounds.*

Painting.....	\$	10.00
Carpenter work.....		123.35
Sundry Repairs.....		23.20
Total.....	\$	156.55

53.—*Appropriation for Service at Governor's Mansion.*

N. B. Gardner, salary 10 months.....	\$	1,000.00
Flora Gardner, salary 10 months.....		380.00
Total.....	\$	1,380.00
Recapitulation:		
Maintenance and Furniture.....	\$	1,883.78
Repairs and Improvements.....		156.55
Service in Mansion.....		1,380.00
Total.....	\$	3,420.33

## CIVIL CONTINGENT FUND.

54.—*Appropriation for Civil Contingent Fund.*

N. B. Gardner, salary 2 months.....	\$	200.00
Flora Gardner, salary 2 months.....		80.00
F. M. Parker, Part salary 8 months.....		305.00
Sadie Wilson, part salary 3 + months.....		102.50
Mrs. A. E. Scherr, stenographic services.....		20.00
Tressa Stout, stenographic services.....		312.50
R. E. Sherwood, stenographic services.....		24.25
Lowell Wolford, stenographic services.....		50.00
D. M. Beard, stenographic services.....		50.00
Jas. E. Hart, stenographic services.....		210.00
Thos. Cairns, services.....		400.00
W. H. Saulsbury, services.....		93.34

I. B. Conley, services	20.00
J. D. King, services	30.00
J. E. Boothe, services	15.00
N. G. Gardner, services	11.50
Postage	988.39
Telephone	634.13
Telegraph	1,836.68
Office supplies and stationery	119.30
Office furniture and fixtures	342.46
Curtains	110.46
Subscription to papers	230.80
Freight, Express and Drayage	16.00
Drinking Water	31.80
Vacuum Cleaner and Electric Fan	83.40
Lumber	9.00
Red Cross Seals	10.00
Cards and Envelopes	50.41
Virginia Welding Co., Opening Vault	25.00
A. E. Harmon, Lettering Certificates	57.00
Jno. T. Porterfield, Reward for capture of Roy Reed	200.00
J. Z. Terrell, Reward for capture of W. H. Griffeth	500.00
G. T. Barlow, Autos for Sisson Funeral	67.30
J. G. Townsend, Treas., Expense Governors Conference	150.00
Midelburg Garage, Oil, Gas and Supplies for Auto	142.43
Auto License	14.25
Boyd Stutler and Jno. Gilmore, Tabulating Election Returns	100.00
White Sulphur Springs Hotel, Entertainment of winners for Boy's Club	114.85
E. A. Brast, Expense Presidential Electors	37.80
J. E. Overton, Expense Presidential Electors	45.20
Ira P. Hager, Expense Presidential Electors	33.00
W. E. Stone, Expense Presidential Electors	65.20
N. P. Whittaker, Expense Presidential Electors	65.20
V. E. Johnson, Expense Presidential Electors	115.80
O. H. McKee, Expense Presidential Electors	49.80
Jno. J. Cornwell, Transportation	158.68
Hotel and Meals	56.00
Telephone	2.15
Ephriam F. Morgan, Transportation	54.68
Hotel and Meals	14.79
A. G. Jenkins, Traveling Expense	80.67
H. D. Perkins, Traveling Expense	44.49
J. Z. Terrell, Traveling Expense	16.00
W. D. Alexander, Traveling Expense	\$ 8.00
W. S. Phillips, Traveling Expense	11.00
Publishing Road and Legislative Amendments:	
Barbour Democrat	\$ 12.82
Berkeley Springs News	12.98
Buckhannon Delta	12.64
Braxton Central	12.63
Clay County Free Press	12.50
Clay Messenger	12.50
Calhoun Chronicle	12.65
Charleston Gazette	21.48
Charleston Mail	41.00
Coal River Republican	16.09
Cabel Record	12.52
Clarksburg Exponent	20.77
Clarksburg Telegram	12.68
Ceredo Advance	12.65
Doddridge Republican	13.95
Dunbar Advance	19.87

---

Follansbee Review	20.46
Farmers Advocate	15.72
Fairview Times	20.10
Fayette Tribune	12.65
Fayette Journal	15.60
Fayette Democrat	15.60
Grant County Press	12.88
Grafton Leader	14.09
Grafton Sentinel	25.48
Greenbrier Independent	25.90
Grantsville News	12.88
Glenville Pathfinder	15.28
Huntington Herald Dispatch	12.62
Huntington Advertiser	19.90
Hampshire Review	12.64
Herald Dispatch	7.23
Hancock Courier	12.58
Independent	23.08
Independent Herald	20.10
Jackson Herald	12.72
Kanawha News	12.56
Logan Democrat	14.71
Logan Banner	14.61
Lincoln Democrat	20.33
Lincoln Republican	20.33
Mountaineer	12.75
Moorefield Examiner	19.88
Marlington Journal	19.83
Morgantown Post	13.08
Moundsville Record	12.65
Moundsville Journal	12.63
Messenger	12.57
McDowell Times	21.00
Monroe Watchman	12.50
Martinsburg World	20.32
Mercer Progress	44.12
Mountain Echo	12.43
Mineral Daily News	12.65
Martinsburg Evening Journal	28.31
Mingo Republican	12.76
Nicholas Chronicle	15.60
Nicholas Republican	12.61
New Dominion	19.80
Oil Review	12.70
Parkersburg Sentinel	20.05
Pt. Pleasant Register	32.51
Preston Republican	20.72
Preston County Journal	12.70
Piedmont Herald	15.54
Pick and Shovel	20.01
Pennsboro News	12.82
Parsons Advocate	12.90
Putnam Democrat	20.40
Putnam Leader	20.40
Pocahontas Times	17.00
Pleasants County Leader	21.48
Pendleton Times	14.34
Randolph Enterprise	12.85
Randolph Review	19.88
Ravenswood News	12.60
Raleigh Herald	13.68
Raleigh Register	15.54

Roane County Reporter	19.69
St. Albans Herald	20.15
St. Marys Oracle	17.15
Shepherdstown Register	12.82
Spirit of Jefferson	15.49
Shinnston News	12.50
Tucker Democrat	12.65
Times Record	12.53
Tyler County Journal	12.75
Upshur Record	12.70
Upshur Republican	14.06
Wheeling Register	20.20
Wheeling Telegraph	17.50
Wheeling Daily News	33.35
Weston Independent	28.00
Weston Democrat	13.27
Webster Republican	12.67
Webster Echo	15.57
Welsburg Herald	41.86
Wetzel Republican	17.92
West Union Record	12.67
West Union Herald	12.89
Wayne News	25.79
Wirt County Journal	12.56
West Virginian	20.81
W. Va. Labor News	12.66
Charleston Mail Proclamation	61.81
Publishing Delinquent Tax List:	
Clarksburg Exponent	27.64
Charleston Gazette	53.00
Fairmont Times	27.90
Wheeling Register	36.50
Williamson News	27.75
World Publishing Co.	27.48
W. Va. University, College of Agriculture to Supplement Appropriation	1,000.00
Commissioner of Banking to Supplement Appropriation	300.00
W. Va. Childrens Guardians for Hygenic Survey	1,200.00
Transfer to Appropriation for Maintenance Governors Mansion	112.93
Transfer to Appropriation for Labor Fund, Capitol Building	18.92
Transfer to Appropriation for Extradition of Fugitives	149.09
Total	\$ 14,432.83
Less amount refunded to appropriation	16.78
Net Total	\$ 14,416.05
Note—The above traveling expense of Jno. J. Cornwell was incurred as follows:	
July 1, 1920, Washington, D. C.	39.05
July 27, 1920, Williamson, W. Va.	15.73
Nov. 4-8, 1920, Washington, D. C.	52.90
Nov. 29-Dec. 2, 1920, Washington, D. C.	54.35
Feb. 2, 1921, Washington, D. C.	54.80
Total	\$ 216.83
Note—The above traveling expense of E. F. Morgan was incurred as follows:	
May 30, 1921, Fairmont	\$ 27.18
June 3, 1921, Huntingron	5.75
June 11, 1921, Morgantown	36.54
Total	69.47

## STATE TREASURER'S OFFICE.

<i>55.—Appropriation to Pay Salary of State Treasurer.</i>	
W. S. Johnson, salary 12 months.....	\$ 3,985.79
<i>56.—Appropriation to Pay Salaries of Clerks, Bookkeepers, Stenographers and Other Employees.</i>	
Hal. F. Morris, salary 12 months.....	\$ 3,300.00
H. W. Claypool, salary 12 months.....	2,999.96
Geo. L. Petty, salary 12 months.....	2,220.00
Nell Gilchrist, salary 12 months.....	1,800.00
Maurice Crocker, salary 1 + months.....	130.00
Elsie Walker, salary 7 months.....	595.00
Blanche Turner, salary 5 + months.....	540.00
Cecil Adams, salary 1 month.....	100.00
George Lewis, services.....	20.63
L. W. Barkley, services.....	20.00
Gail Mitchell, services.....	40.00
Glen Johnson, services.....	75.00
Lulu Hundley, services.....	7.00
Julia G. Barkley, services.....	18.00
A. M. Allen, services.....	5.00
Nell Hastings services.....	21.50
Joe Cohen, services.....	46.00
Total.....	\$ 11,938.09
<i>57.—Appropriation for Current, Contingent and Traveling Expenses, Office Equipment and Machines.</i>	
Postage.....	\$ 874.21
Telephone.....	329.85
Telegraph.....	21.29
Office Supplies and Stationery.....	353.12
Office Furniture and Fixtures.....	530.27
Express.....	1.13
Drinking Water.....	55.50
Typewriter and Supplies.....	215.92
Adding Machine Supplies.....	18.34
Addressograph and Mimeograph Supplies.....	10.08
Multipost Machine.....	73.50
Scales.....	94.50
Letter Opener.....	35.00
Subscription to Papers.....	105.70
Books.....	10.25
DeVan and Co., Premium on Official Bond.....	200.00
Union Trust Co., Interest on Loan.....	29.34
Chas. Jarvis, services.....	13.50
E. V. Williamson, services.....	10.00
Mollie Leggett, services.....	18.50
Total.....	\$ 3,000.00
<i>Recapitulation:</i>	
Salary of Treasurer.....	\$ 3,985.79
Salaries of Clerks and Stenographers.....	11,938.09
Current and Contingent Expenses.....	3,000.00
Grand Total—Treasurer's Office.....	\$ 18,923.88

## SECRETARY OF STATE'S OFFICE.

58.— <i>Appropriation to Pay Salary of Secretary of State.</i>	
H. G. Young, salary 12 months.....	\$ 4,323.85
59.— <i>Appropriation to Pay Expenses of Secretary of State's Office including Compensation of Clerks and Stenographers.</i>	
J. D. Groninger, salary 11 months.....	\$ 2,750.00
Homer Gray, salary 8 + months.....	2,200.00
B. B. Stutler, salary 12 months.....	2,400.00
T. J. Honaker, salary 10 + months.....	1,949.98
F. P. Key, salary 12 months.....	2,025.00
Jeanette Beckenstein, salary 7 months.....	1,050.00
J. C. Gilmore, salary 12 months.....	1,800.00
E. M. Warrick, salary 12 months.....	1,500.00
Marguerite Minotti, salary 13 months.....	1,625.00
Mary Harmison, salary 5 months.....	750.00
H. E. Nease, services, Distributing Public Utilities Assessment.....	150.00
H. N. Hutchinson, services, Distributing Public Utilities Assessment.....	150.00
P. L. Dunkle, clerical work.....	360.00
V. S. Wolfe, clerical work.....	270.00
E. C. Higginbotham, clerical work.....	270.00
Mrs. J. H. Pinson, clerical work.....	100.00
M. B. Scheer, services.....	100.00
W. B. Bledsoe, services.....	100.00
R. C. Spect, services.....	40.00
U. S. Jarrett, services.....	300.00
S. P. Skeen, services.....	16.00
J. C. Stalnaker, services.....	150.00
Sundry Labor, 10 persons each receiving less than \$5.00..	17.25
Postage, Journals and Bills.....	\$ 500.00
Postage.....	925.00
Telephone.....	572.49
Telegraph.....	437.98
Office Supplies and Stationery.....	104.85
Office Furniture and Fixtures.....	163.63
Freight, Express and Drayage.....	35.00
Drinking Water.....	27.90
Drinking Cups.....	30.00
Laundry.....	22.30
Towels.....	22.50
Curtains.....	37.49
Subscription to Papers.....	43.70
Deposit Box Rent.....	22.50
Picture and Frame.....	27.15
Typewriters and Repairs.....	626.05
Typewriter Rental.....	35.00
Multigraph Repairs.....	44.37
H. G. Young, Transportation.....	49.96
Hotel and Meals.....	19.00
Homer Gray, Traveling Expense.....	22.58
J. D. Groninger, Reimbursed for money advanced last year.....	1,088.23
Total.....	\$ 24,930.91
Less amount advanced to be paid out of next years appropriation.....	14.46
Total.....	\$ 24,916.45



Note—The above traveling expense of H. G. Young was incurred as follows:

Dec 8, 1920, Chicago, Ill. . . . . \$ 68.96

Recapitulation:

Salary of Secretary of State. . . . . \$ 4,323.85

Salaries of Clerks and Other Expense. . . . . 24,916.45

Total. . . . . 29,240.30

DEPARTMENT OF AGRICULTURE.

60.—Appropriation to Pay Salary of Commissioner of Agriculture.

J. H. Stewart, salary 12 months. . . . . \$ 4,323.85

61.—Appropriation to Pay Salary of Chief of Bureau of Markets, Department of Agriculture.

W. H. Somers, salary 12 months. . . . . \$ 2,400.00

62.—Appropriation for Traveling Expenses of Commissioner of Agriculture.

J. H. Stewart, Transportation. . . . . \$ 675.44

Hotel and Meals. . . . . 360.10

Telephone and Telegraph. . . . . 15.36

Stenographer. . . . . 3.50

Total. . . . . \$ 1,054.40

Note—The above traveling expense of J. H. Stewart was incurred as follows:

June 29-July 1, 1920, Washington, D. C. . . . . \$ 55.93

July 19-20, 1920, Parkersburg. . . . . 24.12

July 24-28, 1920, Morgantown, Fairmont and Washington, D. C. . . . . 81.79

Aug. 10-13, 1920, Wheeling. . . . . 42.22

Oct. 9-13, 1920, Philadelphia, Pa. . . . . 117.15

Oct. 29-Nov. 3, 1920, Parkersburg and Morgantown. . . . . 29.96

Nov. 17-21, 1920, Washington, D. C. . . . . 103.28

Dec. 18-20, 1920, Washington, D. C. . . . . 64.35

Dec. 24-31, 1920, Morgantown. . . . . 35.75

Jan. 1-3, 1921, Bluefield. . . . . 33.79

Jan. 18-23, 1921, Wheeling. . . . . 43.00

Feb. 14-20, 1921, Clarksburg, Morgantown, and Washington, D. C. . . . . 79.31

Feb. 28-Mar. 1, 1921, Washington, D. C. . . . . 57.89

Mar. 28, 1921, Pt. Pleasant. . . . . 7.62

May 6-12, 1921, Washington, D. C. . . . . 111.90

May 26-28, 1921, Washington, D. C. . . . . 58.55

June 15-18, 1921, Washington, D. C. . . . . 107.79

Total. . . . . \$ 1,054.40

63.—Appropriation for Traveling Expenses of Chief of Bureau of Markets.

W. H. Somers, Transportation. . . . . \$ 485.36

Hotel and Meals. . . . . 407.76

Telegraph. . . . . 6.35

Postage. . . . . 11.80

Express. . . . . 2.10

Taxi. . . . . 3.50

Total. . . . . \$ 916.87

64.—*Appropriation to Pay Salary of Clerks and Stenographers, Department of Agriculture.*

J. V. Stewart, salary 13 months.....	\$	3,250.00
J. B. Harris, salary 2 months.....		200.00
R. B. Hill, salary 9 months.....		900.00
Pearl A. Cavalier, salary 13 months.....		1,300.00
Meta Groves, salary 13 months.....		2,016.64
Ruth Dunn, salary 13 months.....		1,300.00
M. A. Stewart, salary 13 months.....		1,650.00
Helen Brady, salary 12 months.....		900.00
Honora Costello, salary 13 months.....		1,475.00
Total.....	\$	12,991.64
Less amount paid from Appropriations other than for Clerks and Stenographers.....		3,170.00
Net Total.....	\$	9,821.64

65.—*Appropriation (A) to Pay Special Agents, including the enforcement of the Pure Seed Law and other Expenses, Department of Agriculture. (B) Crop Pest, (C) Contingent Expense, (D) Diseased Animals, (E) Fertilizer Registration Tags, (F) Stock Food, (G) Nursery Registration.*

Note Letters in ( ) indicate appropriations from which paid.

Salaries sundry parties, classified in preceding appropriation

(A B D E F G)	\$	3,170.00
E. I. Allen, salary 10 months (A D F).....		2,009.32
J. L. Ankrom, salary 1 month (B).....		150.00
Helen Brady, salary 1 month (B).....		75.00
Anthony Burg, salary 2 months (B).....		300.00
H. F. Bryant, salary 9 months (B).....		450.00
E. P. Babb, salary 12 months (F).....		1,800.00
C. C. Beall, salary 1 month (F).....		150.00
T. J. Cochrane, salary 13 months (A E F).....		1,920.00
Floyd S. Chapman, salary 2 months (A).....		400.00
LeRoy Clemens, salary 13 months (D E).....		2,279.96
Walter Coleman, salary 3 months (D).....		90.00
Mrs. Ora E. Clemens, salary 2 months (D).....		366.66
C. G. Dawson, salary 13 months (A E).....		1,999.99
C. A. Dunn, salary 12 month (D E F).....		1,800.00
B. S. Davis, salary 17 months (F).....		2,550.00
J. M. Elliott, salary 3 months (A).....		450.00
Conrad Flagg, salary 6 months (A D E).....		690.00
Arthur A. Gold, salary 15 months (B G).....		2,749.29
A. T. Howell, salary 6 months (A).....		900.00
J. H. Harriston, salary 2 + months (A).....		273.26
A. J. Holt, salary 1 month (D).....		150.00
C. T. Higginbotham, salary 9 months (D F).....		1,399.98
B. H. Hite, salary 12 months (E).....		1,200.00
P. L. Jones, salary 6 months (B).....		869.00
F. E. Johnson, salary 13 months (D F).....		2,033.30
B. B. Kaplan, salary 12 months (E).....		766.63
Frank B. Kunst, salary 12 months (E).....		2,400.00
T. B. Leith, salary 14 months (A E F).....		2,449.94
R. C. Lilly, salary 12 months (A D F).....		1,800.00
J. S. Linville, salary 2 months (B).....		250.00
Percy Lilly, salary 1 month (D).....		50.00
Ernest Layne, salary 1 month (F).....		150.00
M. F. Matheny, salary 1 month (A).....		150.00
N. E. Merhic, salary 8 + months (A B D).....		1,083.25
R. D. Meadows, salary 1 + months (A).....		175.00
M. K. Malcolm, salary 13 months (A B).....		2,166.59

W. S. Morris, salary 6 months (B).....	1,200.00
S. P. Mathews, salary 1 month (B).....	150.00
Frank G. Miller, salary 14 months (D F).....	2,100.00
D. T. Moore, salary 3 months (D).....	450.00
A. B. Mills, salary 12 months (E F).....	420.00
A. S. Morgan, salary 1 month (E).....	150.00
G. B. McIntire, salary 3 months (B).....	360.00
Wm. McCormick, salary 4 months (F).....	600.00
G. W. Neff, salary 13 months (A D F).....	1,283.33
Isaac Noel, salary 13 months (A C D).....	1,495.00
R. T. Nesbitt, salary 1 + months (D).....	180.00
J. S. Porter, salary 1 month (A).....	150.00
S. L. Parsons, salary 17 months (A D F).....	4,250.00
E. C. Quinn, salary 2 + months (A B).....	350.00
N. H. Ramsey, salary 7 + months (A E).....	1,081.66
W. E. Rumsey, salary 6 months (B G).....	1,333.33
L. N. Reefer, salary 12 months (D F).....	900.00
A. Rightmire, salary 12 months (F).....	\$ 2,550.00
Bert E. Sayre, salary 14 months (A B E).....	2,100.00
H. E. Shriver, salary 5 + months (A E F).....	766.66
C. M. Stalnaker, salary 3 months (A).....	450.00
H. A. Simpson, salary 12 months (A F).....	1,999.92
R. A. Stewart, salary 3 months (B).....	450.00
Maurice Scanlon, salary 14 months (B F).....	2,400.00
Jas. A. Whiting, salary 12 months (B F).....	1,350.00
Albert S. Winter, salary 1 month (B).....	150.00
Chas. E. Wheeler, salary 14 months (D).....	2,599.96
C. E. Weekly, Jr., salary 12 months (D E).....	369.00
Total Salaries.....	\$ 73,306.03
B. L. Beleal, services (B).....	83.25
Walter Coleman, services (A E F).....	271.75
J. T. Craig, services (C).....	33.25
Logan Hogan, services (A C).....	26.33
John Hairston, services (A E).....	38.00
Eugene Moore, services (B).....	90.00
Sam Ragland, services (E).....	143.25
Fred N. Stuntz, Jr., services (B).....	30.00
W. S. Walters, services (B.F).....	83.00
Sundry Labor, 19 persons each receiving less than \$25.00 (A C E F).....	209.13
Total Services.....	\$ 1,007.96
Isaac Noel, Transportation (A D).....	60.62
Hotel and Meals.....	94.28
J. S. Linville, Transportation (A B).....	150.94
Hotel and Meals.....	189.94
Postage.....	5.00
Telephone.....	.19
L. N. Reefer, Transportation (F).....	50.28
Hotel and Meals.....	6.00
Robert Orr, Per Diem (A).....	15.00
Transportation.....	20.45
Hotel and Meals.....	7.50
T. K. Massie, Per Diem (A).....	373.00
Transportation.....	196.94
Hotel and Meals.....	80.37
J. T. Martin, Per Diem (B).....	25.00
Hotel and Meals.....	80.37
P. W. Dayton, Per Diem (B E).....	1,345.00
Transportation.....	152.93
Hotel and Meals.....	801.45
Telegraph.....	1.46
Express.....	8.49

Supplies .....	2.20
Notary .....	2.50
W. H. McDonald, Per Diem (B).....	350.00
Transportation .....	12.26
Hotel and Meals .....	157.75
Notary .....	2.00
Maurice Scanlon, Per Diem (B).....	25.00
Transportation .....	222.99
Hotel and Meals .....	374.55
Telegraph .....	.40
Postage .....	1.30
Express .....	1.82
Auto Hire .....	225.00
Supplies .....	1.40
Kyle McCormick, Per Diem (B).....	25.00
Transportation .....	30.44
Hotel and Meals .....	15.75
C. T. Higginbotham, Per diem (D F).....	369.43
Transportation .....	585.71
Hotel and Meals .....	107.45
Telephone .....	2.72
Supplies .....	8.90
Laundry .....	1.07
Cremating Cattle .....	10.00
C. E. John, Per Diem (D).....	52.50
Transportation .....	8.41
Hotel and Meals .....	4.30
F. H. Austin, Per Diem (D).....	67.50
Transportation .....	2.08
D. R. Nickell, Per Diem (D F).....	52.50
Transportation .....	25.82
Hotel and Meals .....	2.00
S. M. Langford, Per Diem (D).....	37.50
Transportation .....	7.76
Hotel and Meals .....	2.10
Serum .....	54.00
Clyde C. Warden, Per Diem (D).....	22.50
Transportation .....	1.76
Hotel and Meals .....	3.00
J. C. Callender, Per Diem (D F).....	52.00
Transportation .....	10.50
Hotel and Meals .....	7.50
Postage .....	3.00
S. O. Fisher, Per Diem (D F).....	270.00
Transportation .....	144.57
Hotel and Meals .....	84.59
C. G. McGlaughlin, Per Diem (D).....	15.00
Transportation .....	3.86
Hotel and Meals .....	3.50
Roy R. Parr, Per Diem (D).....	15.00
Transportation .....	25.00
Hotel and Meals .....	5.00
W. M. Stanley, Per Diem (D F).....	47.00
Transportation .....	17.22
Hotel and Meals .....	2.39
Telephone .....	1.90
Express .....	.42
Jas. A. McMasters, Per Diem.....	15.00
Transportation .....	8.14
Hotel and Meals .....	3.00

E. I. Allen, Transportation (A F).....	\$	361.12
Hotel and Meals.....		157.55
Telephone and Telegraph.....		2.90
Postage.....		27.68
Supplies.....		1.15
E. C. Quinn, Transportation (A).....		117.00
Hotel and Meals.....		170.04
J. M. Elliott, Transportation (A).....		12.74
Hotel and Meals.....		18.25
S. L. Parsons, Transportation (A D).....		482.45
Hotel and Meals.....		481.79
Telephone and Telegraph.....		5.77
Postage.....		.10
N. H. Ramsey, Transportation (A).....		26.50
Hotel and Meals.....		21.26
Bert E. Sayre, Transportation (A B).....		346.97
Hotel and Meals.....		329.33
Chas. E. Wheeler, Transportation (A D).....		156.18
Hotel and Meals.....		93.10
Philander Gabbert, Transportation (A).....		36.02
Hotel and Meals.....		32.50
Cecil M. Stalnaker, Transportation (A).....		22.97
Hotel and Meals.....		16.80
Arthur A. Gold, Transportation (A B).....		239.30
Hotel and Meals.....		169.65
Telephone and Telegraph.....		3.45
Supplies.....		11.85
W. H. Somers, Transportation (A).....		60.25
Hotel and Meals.....		38.12
H. A. Simpson, Transportation (A F).....		45.65
Hotel and Meals.....		9.50
Baggage.....		.20
A. T. Howell, Transportation (A).....		7.16
Hotel and Meals.....		6.00
N. E. Merhie, Transportation (A B D).....		214.66
Hotel and Meals.....		240.15
Telegraph.....		2.18
Postage.....		4.18
Express.....		4.92
Films and Photo. Supplies.....		133.27
Supplies for Exhibit.....		12.60
W. S. Morris, Transportation (B).....		89.46
Hotel and Meals.....		121.50
Telephone.....		1.10
Postage.....		3.40
R. A. Stewart, Transportation (B).....		5.26
Supplies.....		1.85
J. S. Porter, Transportation (B).....		40.07
Hotel and Meals.....		65.50
Anthony Burg, Transportation (B).....		114.82
Hotel and Meals.....		180.60
Telegraph.....		3.13
Baggage.....		2.00
Supplies.....		10.95
E. P. Babb, Transportation (F).....		408.77
Hotel and Meals.....		423.16
Telephone.....		5.96
Taxi.....		5.15
Express.....		.36
Postage.....		15.84
Supplies.....		12.12
Repairs to Signs.....		8.75
Frank G. Miller, Transportation (F).....		560.15

Hotel and Meals.....	550.80
Wm. McCormick, Transportation (F).....	108.66
Hotel and Meals.....	123.25
Postage.....	.23
R. C. Lilly, Transportation (F).....	313.54
Hotel and Meals.....	258.85
Telegraph.....	.70
Express.....	1.98
B. S. Davis, Transportation (F).....	175.81
Hotel and Mels.....	412.87
Telephone.....	1.09
Postage.....	7.64
Stenographer.....	10.00
Notary.....	1.50
A. Rightmire, Transportation (F).....	121.40
Hotel and Meals.....	251.20
Postage.....	3.30
Fertilizer Samples.....	5.00
G. W. Neff, Transportation (D F).....	59.85
Hotel and Meals.....	38.30
Floyd Chapman, Transportation (D).....	77.32
Hotel and Meals.....	89.62
Telephone.....	.55
Stenographer.....	5.00
Rembrant Morgan, Transportation (D).....	16.80
Hotel and Meals.....	5.10
D. T. Moore, Transportation (D).....	92.78
Hotel and Meals.....	116.15
Calvin S. Evans, Transportation (D).....	9.70
Hotel and Meals.....	8.50
A. S. Morgan, Transportation (D).....	6.40
Hotel and Meals.....	.65
Express and Drayage.....	4.10
J. V. Stewart, Transportation (D).....	28.02
Hotel and Meals.....	12.05
B. H. Hite, Transportation (E).....	55.91
Hotel and Meals.....	38.30
Telegraph.....	.50
Taxi.....	.50
C. G. Dawson, Transportation (E F).....	199.13
Hotel and Meals.....	119.15
C. A. Dunn, Transportation (E F).....	340.89
Hotel and Meals.....	318.50
Postage.....	.86
Taxi.....	2.00
Express and Drayage.....	36.30
W. E. Rumsey, Transportation (B G).....	172.96
Hotel and Meals.....	102.65
Telegraph.....	.70
Postage.....	10.00
Baggage.....	1.85
Supplies.....	.55
Jas. A. Whiting, Transportation (B).....	42.24
Hotel and Meals.....	38.80
P. L. Jones, Transportation (B).....	189.60
Hotel and Meals.....	36.55
Postage.....	.50
G. B. Mc Intire, Transportation (B).....	11.01
Hotel and Meals.....	58.65
Supplies.....	1.40
Albert S. Winter, Transportation (B).....	14.16
Hotel and Meals.....	24.00
Supplies for Exhibit.....	18.00

M. K. Malcolm, Transportation (B).....	424.22
Hotel and Meals.....	37.10
Supplies for Exhibit.....	43.19
Mary L. Hairston, Transportation (B).....	22.97
Hotel and Meals.....	60.00
F. E. Johnson, Transportation (D F).....	223.47
Hotel and Meals.....	731.66
Telephone and Telegraph.....	.45
Supplies.....	1.39
S. N. Moore, Per Diem (F).....	195.00
Transportation.....	183.06
Hotel and Meals.....	85.10
Stenographer.....	2.00
Postage.....	1.55
Films.....	1.20
Cecil Hays, Per Diem (F).....	15.00
Transportation.....	12.00
Hotel and Meals.....	.50
Ernest Layne, Per Diem (F).....	335.00
Transportation.....	22.95
Hotel and Meals.....	6.40
Telegraph.....	.35
Total Per Diem and Traveling Expense \$	20,569.89
Postage (A B C D E F).....	1,075.00
Telephone (A B C D E F).....	988.54
Telegraph (A C D).....	168.13
Office Supplies and Stationery (B C D E F).....	707.07
Office Furniture and Fixtures (C E).....	513.87
Cabinet Safe (A).....	728.75
Cleaning Carpets (D).....	67.00
Drinking Water (A C).....	80.85
Subscription Papers (A B C D).....	439.65
Books (A B C D).....	134.10
Freight, Express and Drayage, (A B C D E).....	1,496.36
Electricity (B C).....	15.00
Electrical Supplies (B C D E).....	578.50
Hardware and Tools (A B C F).....	433.62
Laboratory Supplies and Fixtures (B E F).....	971.76
Janitor Supplies (C).....	12.04
Paint, Oil and Varnish (C E).....	53.20
Pictures (A).....	75.00
Films and Supplies (C).....	32.50
Plumbing C.....	5.25
Bulletins and Posters (B).....	175.62
Registration Supplies and Certificates (E).....	189.60
Bags for samples of Fertilizer E.....	114.98
Fertilizer Tags (E F).....	762.83
Stock Food Stamps (F).....	1,145.00
Specimens for Museum (C).....	25.00
Lumber (E).....	355.99
Sand, Gravel and Cement (C).....	273.83
Spraying Material (B C).....	273.53
Repairs to Sprayer (B D E).....	256.71
Seeds and Plants (A B C).....	418.50
Multigraph and Addressograph Supplies (D C).....	796.84
Calculating Machine (C).....	85.00
Adding Machine and Repairs (C).....	272.00
Typewriter and Repairs (C D E).....	233.31
Blacklegoids, Serum and Virus (D).....	846.77
Ear Tags for T. B. tested hogs (D).....	204.39
Veterinary Supplies (D F).....	53.44
Indemnities paid for Cattle (D F).....	5,331.92
Bee Department Supplies (B C).....	260.85

Broom Sewing Machine (B).....	750.00
Broom Room Supplies (B C).....	961.30
Covering for Steam Pipe (D).....	182.27
Canning Outfit (B).....	140.00
Supplies for Exhibits (B).....	49.00
W. Va. Festival Assn. Space for Exhibit (A B).....	420.40
Frick and Co., Boiler at Kenna (C).....	167.93
S. Zabadsag, advertisement in yearly almanac (C).....	104.40
W. H. Kendrick Scholarship, Boys and Girls Club (B)...	800.00
Express and loading car of hogs for Wheeling Fair (D)...	249.66
Southern Advertising Co., Signs (A B C E).....	2,042.63
W. Va. Amusement and Film Co., Films, Photos and Supplies (A B D E).....	3,188.63
J. G. Haley, Moving Picture Machine and Operator (B).....	65.00
DeVan and Co., Premium on Official Bond (C E).....	39.00
Darst and Morgan Premium on Inspectors Bond (C).....	7.50
Mahoney Battery Service, Charging Batteries (C).....	15.00
Brodhag Motor Car Co., Supplies and Repairs to Auto (A).....	70.65
Callahans Garage, Supplies and Repairs to Auto and Sprayer (A B D E).....	1,010.56
Randolph Transfer Co., Auto Hire (E).....	83.30
Lewis Barnes, Auto Hire (A B E).....	224.00
National Taxi Cab Co., Auto Hire (E).....	10.00
Refund to Fire Marshal Tax, for money advanced (A)...	5,000.00
<b>Total</b> .....	<b>\$ 131,117.41</b>
Less amount refunded to appropriation.....	775.52
<b>Net Total</b> .....	<b>\$ 130,341.89</b>
Disbursed from General Revenue.....	\$ 74,133.81
Disbursed from Special Revenue.....	\$ 56,208.08
	<b>\$ 130,341.89</b>

## The above disbursed from the following Appropriations:

Special Agents (A).....	\$ 19,846.37
Crop Pest (B).....	24,982.34
Contingent Expense (C).....	4,309.97
Diseased Animals (D).....	24,995.13
Fertilizer Registration Tags (E).....	18,644.78
Stock Food (F).....	35,810.94
Nursery Registration (G).....	1,752.36
<b>Total</b> .....	<b>\$ 130,341.89</b>

## Recapitulation Special Revenue Expenditures:

Fertilizer Tags.....	\$ 18,644.78
Stock Food.....	35,810.94
Nursery Registration.....	1,752.36
<b>Total</b> .....	<b>\$ 56,208.08</b>

## Recapitulation General Revenue Expenditures:

Salary of Commissioner of Agriculture.....	\$ 4,323.85
Salary of Chief Bureau of Markets.....	2,400.00
Salaries of Clerks and Stenographers.....	9,821.64
Salaries and Expenses Special Agents.....	19,846.37
Traveling Expenses of Commissioner.....	1,054.40
Traveling Expenses of Chief, Bureau of Markets.....	916.87
Diseased Animals.....	24,995.13
Crop Pest.....	24,982.34
Contingent Expenses.....	4,309.97

<b>Total General Revenue</b> .....	<b>\$ 92,650.57</b>
------------------------------------	---------------------



Disbursed from General Revenue.....	\$	92,650.57	
Disbursed from Special Revenue.....		56,208.08	\$ 148,858.65

## SUPREME COURT.

<b>66.—Appropriation to Pay Salaries of the Judges of the Supreme Court.</b>			
Harold A. Ritz, salary 12 months.....	\$	8,000.00	
William N. Miller, salary 12 months.....		8,000.00	
L. Judson Williams, salary 6 months.....		3,999.96	
Geo. Poffenbarger, salary 12 months.....		8,000.00	
Charles W. Lynch, salary 12 months.....		8,000.00	
Frank Lively, salary 6 months.....		4,000.04	
Total.....	\$	40,000.00	
<b>67.—Appropriation to Pay Mileage of the Judges of the Supreme Court:</b>			
Harold A. Ritz.....	\$	108.00	
William N. Miller.....		165.60	
Geo. Poffenbarger.....		34.20	
Charles W. Lynch.....		192.20	
Total.....	\$	500.00	
<b>68.—Appropriation to Pay Salary of the Clerk of the Supreme Court:</b>			
W. B. Mathews, salary 12 months.....	\$	1,500.00	
<b>69.—Appropriation to Pay Salary of Deputy Clerk of the Supreme Court:</b>			
R. A. Poffenbarger, salary 12 months.....	\$	2,400.00	
<b>70.—Appropriation to Pay Salary of Court Librarian and Messenger:</b>			
J. A. Jackson, salary 12 months.....	\$	1,800.00	
<b>71.—Appropriation to Pay Salaries of Law Clerks and Stenographers for the Judges of the Supreme Court.</b>			
M. M. Bryan, salary 12 months.....	\$	2,100.00	
Bessie Godbey Eisler, salary 12 months.....		2,100.00	
Lawrence Lynch, salary 12 months.....		2,100.00	
R. F. Moist, salary 12 months.....		2,100.00	
D. T. Robinson, salary 12 months.....		2,100.00	
Total.....	\$	10,500.00	
<b>72.—Appropriation for Salary of Stenographer:</b>			
Ruth Carver, salary 12 months.....	\$	1,200.00	
<b>73.—Appropriation to Pay Salary of Crier of the Supreme Court:</b>			
H. M. Scott.....		796.00	
<b>74.—Appropriation to Pay for Printing and Binding Supreme Court Reports:</b>			
Morgantown Printing and Binding Co., 1500 copies No. 83	\$	2,397.95	
Tribune Printing Co., 1500 Copies No. 85.....		3,173.17	
Total.....	\$	5,571.12	
<b>75.—Appropriation to Pay Contingent and Current Expenses of the Supreme Court.</b>			
Postage.....	\$	375.50	
Telephone.....		114.43	
Telegraph.....		13.19	
Office Supplies and Stationery.....		25.73	
Office Furniture and Fixtures.....		58.00	
Vacuum Cleaner.....		57.50	

Express .....	1.62
Drinking Water .....	31.80
Books .....	32.74
Robe .....	60.00
Hanging Awnings .....	15.00
Typewriter and Repairs .....	81.00
Lettering Door .....	5.00
J. A. Jackson, services .....	600.00
Expense for Bar Examination:	
J. O. Henson .....	127.46
J. M. Saunders .....	30.74
J. W. Ewing .....	72.68
H. C. Jones .....	48.84
<b>Total .....</b>	<b>\$ 1,751.23</b>
Recapitulation:	
Salary of Judges Supreme Court .....	\$ 40,000.00
Mileage of Judges of Supreme Court .....	500.00
Salary of Clerk Supreme Court .....	1,500.00
Salary of Deputy Clerk .....	2,400.00
Salary of Court Librarian and Messenger .....	1,800.00
Salaries of Law Clerks, Supreme Court .....	10,500.00
Salary of Stenographer .....	1,200.00
Salary of Crier and Messenger Supreme Court .....	796.00
Printing and Binding Court Records .....	5,571.12
Current and Contingent Expenses .....	1,751.23
<b>Grand Total—Supreme Court .....</b>	<b>\$ 66,018.35</b>

#### CIRCUIT COURTS.

76.— <i>Appropriation to Pay Salaries of Judges of the Circuit Courts.</i>	
R. M. Addleman, salary 12 months .....	\$ 5,500.00
Jas. Dameron, salary 4 months .....	1,666.64
R. W. Dailey, salary 12 months .....	5,000.00
J. W. Eary, salary 12 months .....	5,250.00
C. L. Estep, salary 6 months .....	2,499.96
Jake Fisher, salary 12 months .....	5,000.00
N. J. Fortney, salary 6 months .....	2,499.96
Jas. T. Graham, salary 12 months .....	5,500.00
W. S. Haywood, salary 6 months .....	2,500.00
I. C. Herndon, salary 12 months .....	5,500.00
W. B. Kittle, salary 12 months .....	5,000.00
Haymond Maxwell, salary 12 months .....	5,500.00
J. H. Miller, salary 6 months .....	2,499.96
P. D. Morris, salary 12 months .....	5,250.00
W. E. McDougle, salary 12 months .....	5,000.00
W. H. O'Brien, salary 12 months .....	5,500.00
W. S. O'Brien, salary 6 months .....	2,499.96
F. M. Reynolds, salary 6 months .....	2,500.00
H. D. Rummel, salary 6 months .....	2,750.00
S. H. Sharp, salary 6 months .....	5,000.00
J. B. Somerville, salary 12 months .....	5,500.00
Geo. C. Sturgiss, salary 6 months .....	2,499.96
J. M. Woods, salary 12 months .....	5,000.00
H. B. Wood, salary 12 months .....	5,000.00
R. D. Bailey, salary 6 months .....	3,333.36
Robt. Bland, salary 6 months .....	2,750.04
A. P. Hudson, salary 6 months .....	2,750.00
J. H. Hatcher, salary 6 months .....	2,750.04
W. S. Meredith, salary 6 months .....	2,500.00
H. Roy Waugh, salary 6 months .....	2,500.04

L. G. LaZelle, salary 6 months.....	2,500.04
A. Jay Valentine, salary 6 months.....	2,500.00
A. G. Hughes, salary 6 months.....	2,500.04

Total..... \$ 124,500.00

77.—*Appropriation to Pay Mileage of Judges of the Circuit Courts.*

R. M. Addleman.....	\$ 34.40
Jas. Dameron.....	95.40
R. W. Dailey.....	84.40
J. W. Eary.....	50.20
C. L. Estep.....	134.20
Jake Fisher.....	73.00
N. J. Fortney.....	24.00
Jas. T. Graham.....	69.00
I. C. Herndon.....	112.00
W. B. Kittle.....	34.60
Haymond Maxwell.....	38.00
J. H. Miller.....	30.40
P. D. Morris.....	150.40
W. E. McDougle.....	39.20
W. H. O'Brien.....	208.40
W. S. O'Brien.....	54.00
F. M. Reynolds.....	102.00
H. D. Rummel.....	10.00
S. H. Sharp.....	88.40
J. B. Somerville.....	8.00
J. M. Woods.....	38.70
H. B. Wood.....	239.60
R. D. Bailey.....	18.60
Rob't. Bland.....	43.20
A. P. Hudson.....	40.00
J. H. Hatcher.....	36.20
H. Roy Waugh.....	28.20
A. Jay Valentine.....	13.70
A. G. Hughes.....	29.80

Total..... \$ 1,928.00

78.—*Appropriation to Pay the Salaries of Special Judges of the Circuit Court.*

<b>Berkeley:</b>	
F. W. Brown.....	\$ 15.00
A. C. Nadeboush.....	15.00
R. H. Byrd.....	5.00
<b>Braxton:</b>	
L. M. Wade.....	25.00
C. A. Whitsel.....	5.00
Fred L. Fox.....	25.00
W. F. Frame.....	5.00
C. F. Greene.....	15.00
W. E. Hines.....	25.00
C. C. Hines.....	10.00
<b>Calhoun:</b>	
J. T. Waldo.....	15.00
<b>Clay:</b>	
G. G. Davis.....	5.00
<b>Fayette:</b>	
A. D. Smith.....	5.00
Ben D. Koontz.....	75.00
H. S. Cato.....	250.00
<b>Gilmer:</b>	
M. B. Morris.....	20.00
A. L. Holt.....	10.00

Grant:		
	D. E. Cuppett.....	10.00
Harrison:		
	L. C. Crile.....	50.00
Jackson:		
	L. H. Miller.....	10.00
	J. L. Wolfe.....	10.00
	K. K. Hyre.....	10.00
	W. F. Boggess.....	10.00
Kanawha:		
	H. D. Rummel.....	65.00
	D. O. Blagg.....	15.00
Lewis:		
	R. L. Bland.....	5.00
Marion:		
	H. H. Rose.....	10.00
	E. M. Showalter.....	105.00
	R. A. Watts.....	35.00
Mason:		
	C. E. Hogg.....	15.00
Mineral:		
	W. C. Grimes.....	10.00
Mingo:		
	Thos. Wear.....	15.00
	L. A. Sampselle.....	25.00
Monongalia:		
	L. V. Keck.....	10.00
	McDowell:	
	E. C. Marshall.....	15.00
	J. R. Tucker.....	30.00
Nicholas:		
	R. E. Horan.....	5.00
Pendleton:		
	Wm. McCoy.....	5.00
Pocahontas:		
	Andrew Price.....	45.00
	A. P. Edgar.....	10.00
	N. C. McNeil.....	40.00
Preston:		
	N. J. Fortney.....	20.00
	J. V. Gibson.....	15.00
	H. G. Grogan.....	5.00
Randolph:		
	C. O. Strieby.....	10.00
	Lee Roy See.....	15.00
Roane:		
	S. E. Boggess.....	10.00
	G. F. Hedge.....	10.00
Summers:		
	T. J. Lilly.....	10.00
	W. F. Ball.....	20.00
Taylor:		
	J. G. St. Clair.....	5.00
	J. G. Allender.....	30.00
	J. L. Hichimer.....	30.00
Upshur:		
	Lynn Brannon.....	40.00
	W. S. O'Brien.....	10.00
Wayne:		
	H. H. Cyrus.....	30.00
	P. H. Napier.....	100.00
Webster:		
	L. L. Dyer.....	5.00

W. S. Wysong .....	5.00
Wetzel:	
D. V. Lemon .....	25.00
J. W. McIntire .....	10.00
F. V. Iams .....	5.00
M. V. Willis .....	5.00
Wyoming:	
M. P. Howard .....	110.00
E. W. Worrell .....	50.00
H. C. Gorby .....	25.00
<b>Total</b> .....	<b>\$ 1,685.00</b>
Recapitulation:	
Salary of Judges Circuit Courts .....	\$ 124,500.00
Mileage of Judges Circuit Courts .....	1,928.00
Salary of Special Judges Circuit Courts .....	1,685.00
<b>Grand Total—Circuit Courts</b> .....	<b>\$ 128,113.00</b>

## STATE LAW LIBRARY.

79.— <i>Appropriation to Pay the Salary of the State Librarian—Charleston.</i>	
B. H. Oxley, salary .....	\$ 1,800.00
80.— <i>Appropriation to Pay Contingent and Current Expenses and Clerk Hire in the Office of State Librarian.</i>	
D. M. Beard, salary 7 months .....	\$ 700.00
Frances M. Oxley, salary 8 + months .....	985.00
C. H. Sisson, services .....	45.00
Chas. Preston, services .....	10.00
Postage .....	285.15
Telephone .....	71.35
Telegraph .....	27.18
Freight, Express and Drayage .....	14.80
Office Supplies and Stationery .....	55.39
Drinking Water .....	18.90
Subscription to Paper .....	1.80
Books .....	15.00
Janitors Supplies .....	13.25
Plumbing .....	1.50
Keys .....	5.70
<b>Total</b> .....	<b>\$ 2,250.00</b>
81.— <i>Appropriation to Pay for Books and Binding, State Law Library—Charleston.</i>	
American Corporation .....	\$ 36.00
American Law Book Co. ....	38.00
W. H. Anderson .....	782.45
D. Appleton Co. ....	5.00
Bancroft-Whitney Co. ....	7.50
Mathead Bender .....	12.00
G. T. Bissell .....	10.00
Bobbs Merrell Co. ....	5.00
Boston Book Co. ....	6.05
Mrs. Mamie Barker .....	2.25
Callagan Co. ....	84.80
Canada Law Book Co. ....	247.00
Caswell Co. ....	206.23
Central Law Journal Co. ....	5.00
Central Book Co. ....	9.70
J. K. Goodhue .....	103.85
Harvard Law-Review .....	3.60

Journal American Criminology	3.00
W. S. Laidley	6.00
Lawyers Co-operative Pub. Co.	73.45
Lawyers and Bankers Co.	3.00
Law Reporter Printing Co.	5.00
Little, Brown and Co.	7.50
Michie Co.	171.54
National Law Book Co.	5.00
Oxford University Press	40.08
A. Phemister Co.	82.75
L. D. Powell	6.00
E. W. Stephens Pub. Co.	9.75
Frank Shephard	40.00
Ed. Thompson Co.	47.50
Va. Law Review Co.	21.00
West Publishing Co.	401.50
H. W. Wilson	5.00
Yale Law Journal Co.	4.50
Yale Review	3.00
<b>Total</b>	<b>\$ 2,500.00</b>
<b>Recapitulation:</b>	
Salary of Librarian	\$ 1,800.00
Books and Binding	2,500.00
Contingent and Current Expenses	2,250.00
<b>Total</b>	<b>\$ 6,550.00</b>

#### CRIMINAL CHARGES.

#### 82.—Appropriation for Payment to Various Persons in the Following Counties for Criminal Charges.

<b>Barbour:</b>	
Witness fees in Court	\$ 167.20
Juror fees	150.00
Stenographer Jos. J. Madden	10.00
Stenographer J. N. Foreman	80.00
Stenographer R. E. Talbott	10.00
	\$ 417.20
<b>Berkeley:</b>	
Witness fees in Court	1,719.40
Witness fees in J. P. Court	265.00
Juror fees	1,102.50
Stenographer Hattie Adams	60.00
Stenographer Lelia Gain	10.00
Stenographer Jos. Goheen	60.00
Stenographer Mrs. Catherine Watson	40.00
Transportation convict witnesses	148.92
Transportation non-resident witnesses	60.50
Transportation of prisoners	103.38
	3,569.70
<b>Boone:</b>	
Witness fees in Court	885.60
Witness fees in J. P. Court	6.00
Juror Fees	450.00
Stenographer Leah Toney	51.00
Stenographer M. L. Yost	33.61
Special Officer	85.00
Transportation of Prisoners	149.66
	1,660.87
<b>Braxton:</b>	
Witness fees in Court	706.20
Juror fees	280.00
Stenographer	70.00
Transportation of Prisoners	22.56
	1,078.76

<b>Brooke:</b>			
Transportation of Prisoners . . . . .			3.85
<b>Cabell:</b>			
Witness fees in Court . . . . .	912.04		
Witness fees in J. P. Court . . . . .	31.60		
Juror Fees . . . . .	790.00		
Stenographer H. N. Pugh . . . . .	360.00		
Stenographer A. M. Sikes . . . . .	185.00		
Transportation Convict witnesses . . .	43.35		
Transportation non-resident witnesses	30.00		
Transportation of Prisoners . . . . .	118.73		
Clerk of Supreme Court . . . . .	159.75	2,630.47	
<b>Calhoun:</b>			
Witness fees in Court . . . . .	20.70		
Stenographer Minnie Ball . . . . .	55.00	75.70	
<b>Clay:</b>			
Witness fees in Court . . . . .	312.95		
Witness fees in J. P. Court . . . . .	3.80		
Juror fees . . . . .	229.12		
Stenographer R. E. Sherwood . . . . .	114.26	660.13	
<b>Doddridge:</b>			
Witness fees in Court . . . . .	57.10		
Stenographer Ida M. Barr . . . . .	30.00	87.10	
<b>Fayette:</b>			
Witness fees in Court . . . . .	4,132.85		
Juror fees . . . . .	2,267.50		
Stenographer M. L. Davis . . . . .	466.10		
Stenographer Ben D. Keller . . . . .	279.00		
Transportation Convict Witnesses . . .	58.00		
Transportation of Prisoners . . . . .	365.22	7,568.67	
<b>Gilmer:</b>			
Witness fees in Court . . . . .	197.80		
Juror fees . . . . .	97.50		
Stenographer S. P. Richmond . . . . .	50.00		
Transportation of Prisoners . . . . .	70.84	416.14	
<b>Grant:</b>			
Witness fees in Court . . . . .	1,091.05		
Juror Fees . . . . .	210.00		
Stenographer Essye Wilton . . . . .	10.00		
Transportation of Prisoners . . . . .	44.72	1,355.77	
<b>Greenbrier:</b>			
Witness fees in Court . . . . .	1,647.30		
Juror fees . . . . .	807.50		
Stenographer E. G. Quackenbush . . .	30.00		
Stenographer Ben D. Keller . . . . .	60.00		
Stenographer R. E. Sherwood . . . . .	10.00		
Transportation of Prisoners . . . . .	177.22	2,732.02	
<b>Hancock:</b>			
Witness fees in Court . . . . .	102.00		
Juror Fees . . . . .	322.50		
Clerk of Supreme Court . . . . .	30.75		
Transportation of Prisoners . . . . .	10.53	465.78	
<b>Harrison:</b>			
Witness fees in Court . . . . . \$	343.70		
Juror fees . . . . .	1,007.50		
Stenographer . . . . .	230.00		
Clerk of Supreme Court . . . . .	110.25		
Special Officer . . . . .	45.00		
Interpreter . . . . .	55.00		
Transportation of Prisoners . . . . .	383.17	2,174.62	

<b>Jackson:</b>			
Witness fees in Court.....	34.30		
Juror fees.....	30.00		
Stenographer M. C. Greer.....	20.00		
Stenographer C. L. Hood.....	60.00		144.30
<b>Jefferson:</b>			
Transportation of Prisoners.....			34.88
<b>Kanawha:</b>			
Witness fees in Court.....	6.80		
Witness fees in J. P. Court.....	63.70		
Stenographer R. E. Sherwood.....	630.00		
Stenographer S. A. Scott.....	300.00		
Transportation of Prisoners.....	577.60		1,578.10
<b>Lewis:</b>			
Witness fees in Court.....	29.50		
Juror fees.....	57.50		
Stenographer Estelle Lively.....	30.00		
Transportation of Prisoners.....	35.44		152.44
<b>Lincoln:</b>			
Witness fees in Court.....	\$ 880.10		
Juror Fees.....	342.50		
Stenographer A. M. Sikes.....	205.00		1,427.60
<b>Logan:</b>			
Witness in Court.....	1,779.30		
Juror fees.....	1,107.50		
Stenographer H. N. Pugh.....	198.40		
Stenographer R. E. Sherwood.....	172.60		
Stenographer Nora M. Perrant.....	33.00		
Clerk of the Supreme Court.....	102.00		
Special Officer.....	86.00		
Transportation of Prisoners.....	250.18		3,728.98
<b>Marion:</b>			
Witness fees in Court.....	212.00		
Jury fees.....	193.50		
Stenographer L. Holbert.....	280.00		
Stenographer Ruth Merrifield.....	10.00		
Stenographer Ethel Carskadon.....	20.00		
Interpreters.....	75.00		
Transportation of Prisoners.....	63.77		854.27
<b>Marshall:</b>			
Witness fees in Court.....	135.30		
Jury fees.....	180.00		315.30
<b>Mason:</b>			
Witness fees in Court.....	398.15		
Jury fees.....	227.50		
Stenographer E. C. Winger.....	10.00		635.65
<b>Mercer:</b>			
Witness fees in Court.....	1,971.40		
Juror fees.....	1,110.00		
Stenographer Mabel Thomas.....	310.00		
Stenographer R. E. Sherwood.....	410.00		
Stenographer Lillian E. Snidow.....	20.00		
Stenographer S. A. Scott.....	400.19		
Special Officer.....	51.94		
Transportation of Prisoners.....	325.88		4,599.41
<b>Mineral:</b>			
Witness fees in Court.....	135.10		
Juror fees.....	100.00		
Stenographer Margaret Gilmore.....	30.00		
Interpreter.....	10.00		
Transportation of Convict Witness..	26.00		
Transportation of Prisoners.....	22.32		323.42



<b>Mingo:</b>		
Witness fees in Court.....	7,213.70	
Witness fees in J. P. Court.....	62.10	
Juror fees.....	847.50	
Stenographer Bert Shumate.....	190.00	
Transportation of Prisoners.....	197.40	
Jail Physician.....	125.00	8,635.70
<b>Monongalia:</b>		
Witness fees in Court.....	258.40	
Juror fees.....	327.40	
Interpreters.....	32.50	
Transportation of Prisoners.....	29.88	648.18
<b>Monroe:</b>		
Witness fees in Court.....	25.40	
Juror fees.....	28.00	
Stenographer L. D. Wilmore.....	151.41	
Transportation of Prisoners.....	10.01	214.82
<b>Morgan:</b>		
Witness fees in Court.....	81.60	
Juror fees.....	37.50	
Transportation of Prisoners.....	280.00	399.10
<b>McDowell:</b>		
Witness fees in Court.....	2,704.25	
Juror fees.....	2,065.00	
Stenographer Lee Pendleton.....	190.00	
Stenographer Nina Hooker.....	330.00	
Clerk of Supreme Court.....	164.25	
Transportation of non-resident witnesses.....	152.34	
Transportation of Prisoners.....	721.01	6,326.85
<b>Nicholas:</b>		
Witness fees in Court.....	564.40	
Juror fees.....	210.00	
Stenographer C. V. Price.....	60.00	
Transportation.....	64.50	898.90
<b>Ohio:</b>		
Witness fees in Court.....	237.58	
Juror fees.....	547.50	
Interpreter.....	30.00	
Special Officer.....	37.82	
Transportation of Jury.....	15.00	
Transportation of Prisoners.....	31.19	899.09
<b>Pocahontas:</b>		
Witness fees in Court.....	2,194.20	
Witness fees in J. P. Court.....	102.80	
Jury fees.....	440.00	
Stenographer E. G. Quackenbush.....	85.00	
Stenographer C. V. Price.....	132.63	
Clerk of the Supreme Court.....	126.75	
Special Officers.....	422.96	
Transportation of Prisoners.....	146.20	3,650.54
<b>Preston:</b>		
Witness fees in Court.....	257.70	
Jury fees.....	330.00	
Stenographer Efa Devall.....	60.00	
Stenographer E. V. Fortney.....	30.00	
Interpreter.....	20.00	
Transportation of Prisoners.....	42.49	740.19
<b>Putnam:</b>		
Witness fees in Court.....	93.90	
Juror fees.....	60.00	
Stenographer A. M. Sikes.....	124.35	278.25

<b>Raleigh:</b>		
Witness fees in Court.....	3,611.75	
Juror fees.....	1,980.00	
Stenographer Leah Toney.....	600.00	
Special Officer.....	63.88	
Clerk of Supreme Court.....	1,601.25	
Transportation of Prisoners.....	315.84	8,172.72
<b>Randolph:</b>		
Witness fees in Court.....	527.10	
Witness fee in J. P. Court.....	.50	
Juror fees.....	240.00	
Stenographer K. T. Manning.....	32.50	
Stenographer S. P. Richmond.....	75.00	
Transportation of Prisoners.....	36.04	911.14
<b>Ritchie:</b>		
Witness fees in Court.....	95.30	
Juror fees.....	60.00	155.30
<b>Roane:</b>		
Witness fees in Court.....	100.00	
Juror Fees.....	22.50	
Stenographer Minnie Ball.....	30.00	
Transportation of Convict Witness..	10.00	
Transportation of Prisoners.....	34.13	196.63
<b>Summers:</b>		
Witness fees in Court.....	927.80	
Witness fees in J. P. Court.....	24.80	
Juror fees.....	595.00	
Stenographer Leah Toney.....	80.00	
Clerk of Supreme Court.....	89.25	
Jail Physician.....	20.00	
Transportation of Convict witnesses..	41.60	
Transportation of Prisoners.....	54.62	1,833.07
<b>Taylor:</b>		
Witness fees in Court.....	362.90	
Juror fees.....	667.50	
Stenographer W. H. Pilson.....	130.00	
Interpreter.....	54.00	
Clerk of Supreme Court.....	40.50	
Transportation of Prisoners.....	13.34	1,268.24
<b>Tucker:</b>		
Witness fees in Court.....	101.00	
Juror fees.....	180.00	
Stenographer Georgia Repair.....	20.00	
Stenographer Margaret Gilmore....	30.00	
Interpreter.....	23.00	
Transportation of Prisoners.....	26.30	380.30
<b>Tyler:</b>		
Witness fees in Court.....		5.80
<b>Upshur:</b>		
Witness fees in Court.....	211.15	
Juror fees.....	300.00	
Stenographer L. L. Darlington.....	80.00	
Stenographer Mrs. C. P. Darlington.	10.00	
Stenographer Lillian A. Cresler....	20.00	
Stenographer A. B. Moore.....	91.82	
Transportation of Prisoners.....	19.62	732.59
<b>Wayne:</b>		
Witness fees in Court.....	3,160.34	
Juror fees.....	387.50	
Stenographer Jas. E. Hart.....	61.50	
Stenographer H. D. Kilgore.....	11.50	
Stenographer A. B. Moore.....	42.00	

Special Officer .....	36.50	
Transportation of Prisoners .....	105.57	3,804.91
<b>Webster:</b>		
Witness fees in Court .....	193.30	
Witness fees in J. P. Court .....	1.60	
Juror fees .....	120.00	
Stenographer C. P. Darlington .....	30.00	
Stenographer C. V. Price .....	40.00	
Stenographer L. D. Wilmore .....	95.05	
Special Messenger .....	9.85	489.80
<b>Wetzel:</b>		
Witness fees in Court .....	985.30	
Juror fees .....	952.50	
Stenographer Ida D. Morris .....	80.00	
Stenographer Ida M. Barr .....	10.00	
Clerk of Supreme Court .....	1,165.50	
Blue Prints .....	10.65	3,203.95
<b>Wirt:</b>		
Witness fees in Court .....	53.15	
Juror fees .....	30.00	
Stenographer .....	24.16	107.31
<b>Wood:</b>		
Witness fees in Court .....	217.70	
Juror fees .....	215.00	
Stenographer F. H. Mayne .....	270.00	
Transportation of Prisoners .....	187.48	890.18
<b>Wyoming:</b>		
Witness fees in Court .....	824.76	
Juror fees .....	147.50	
Stenographer Bert Shumate .....	225.00	
Stenographer Mary K. Bowman .....	60.00	
Clerk of Supreme Court .....	36.75	
Transportation of Prisoners .....	170.57	1,464.58
<b>Total .....</b>	<b>\$</b>	<b>84,999.27</b>
<b>Recapitulation:</b>		
Witness fees in Court .....	\$	42,886.32
Witness fees in J. P. Court .....		561.90
Juror fees .....		21,853.02
Stenographers fees .....		8,945.08
Paid Interpreters .....		299.50
Clerk of Supreme Court Costs .....		3,627.00
Transportation of Jury .....		15.00
Transportation of Prisoners .....		5,246.14
Transportation of Witnesses .....		570.71
Special Messengers .....		9.85
Special Officers .....		829.10
Jail Physician .....		145.00
Blue Prints .....		10.65
<b>Total .....</b>	<b>\$</b>	<b>84,999.27</b>

## TRANSPORTATION OF PRISONERS.

83.—*Appropriation for Payment to Various Persons for Transportation of Prisoners in the following Counties:*

Barbour .....	\$	31.22
Berkeley .....		87.36
Boone .....		156.79
Braxton .....		57.03
Brooke .....		10.72

Cabell.....	202.07
Doddridge.....	22.50
Fayette.....	296.01
Gilmer.....	40.14
Grant.....	34.13
Greenbrier.....	51.90
Hancock.....	16.10
Harrison.....	131.63
Kanawha.....	248.73
Lincoln.....	45.60
Logan.....	150.78
Marion.....	65.96
Mason.....	25.20
Mercer.....	244.99
Mineral.....	34.29
Mingo.....	179.68
Monongalia.....	16.64
McDowell.....	516.61
Nicholas.....	97.24
Ohio.....	4.83
Pocahontas.....	146.14
Putnam.....	42.58
Randolph.....	282.57
Ritchie.....	33.65
Summers.....	69.45
Taylor.....	7.21
Tucker.....	37.91
Upshur.....	35.88
Wetzel.....	11.89
Wood.....	15.82
Wyoming.....	48.75
Total.....	\$ 3,500.00

**EXTRADITION OF FUGITIVES.***84.—Appropriation to Pay for Extradition of Fugitives.*

Cabell.....	\$ 368.35
Fayette.....	116.40
Greenbrier.....	59.05
Hardy.....	16.00
Jefferson.....	109.55
Kanawha.....	1,083.68
Logan.....	160.92
McDowell.....	387.19
Ohio.....	662.10
Pocahontas.....	325.69
Summers.....	30.49
Tucker.....	185.24
Total.....	\$ 3,504.66
Less amount paid from Civil Contingent.....	149.09
Net Total.....	\$ 3,355.57

**OFFICE OF STATE TAX COMMISSIONER.***85.—Appropriation to Pay Salary of the State Tax Commissioner.*

W. S. Hallanan, salary 12 months.....	\$ 4,388.88
---------------------------------------	-------------

*86.—Appropriation to Pay Salary of Assistant to State Tax Commissioner.*

J. T. Simms, salary 12 months.....	\$ 3,000.00
------------------------------------	-------------

87.—*Appropriation to Pay the Expenses of the State Tax Commissioner's Office.*

R. A. Blessing, salary 8 months.....	\$ 2,000.00
T. L. Burdette, salary 14 months.....	3,025.00
H. L. Boggs, salary 11 months.....	1,925.00
Virginia Bray, salary 2 + months.....	233.33
N. H. Frost, salary 9 + months.....	1,420.00
J. B. Haught, salary 7 months.....	875.00
C. H. Hetzell, salary 5 + months.....	700.00
Uriel McCoy, salary 13 months.....	2,720.00
G. McLearn, salary 1 + months.....	193.00
S. E. Nease, salary 13 months.....	2,360.00
H. E. Nease, Part salary 13 months.....	650.00
F. J. Owen, part salary 13 months.....	545.00
F. J. Owen, salary 2 months.....	340.00
A. B. York, salary 8 months.....	1,600.00
Geo. Saunders, part salary 11 months.....	420.00
R. L. Blessing, salary 7 months.....	805.00
J. H. Goshorn, salary 5 + months.....	825.00
Vera Stapleton, salary 4 + months.....	583.34
Frank Hickman, salary 5 + months.....	933.33
Edith G. Hardt, salary 1 + month.....	176.67
Mary King, salary 2 months.....	300.00
Floyd S. Chapman, salary 1 month.....	200.00
E. E. Adkins, salary 1 month.....	175.00
J. B. Morrison, salary 1 month.....	208.33
H. N. Hutchinson, services.....	100.00
Postage.....	1,435.00
Telephone.....	960.55
Telegraph.....	402.64
Freight, Express and Drayage.....	85.09
Office Supplies and Stationery.....	262.45
Office Furniture and Fixtures.....	438.25
Carpets and Rugs.....	434.00
Subscription to Papers.....	40.00
Law Books.....	31.00
Drinking Water.....	62.50
Repairs to Machines.....	83.39
Plants.....	10.00
Lettering Doors.....	10.20
Dues to Assn. Nat. Tax Conference.....	5.00
Repairs to Buzzer.....	5.70
Appeal Bond.....	20.00
Premium on Official Bond.....	12.50
J. W. Maxwell, legal services, Raleigh County Court impeachment case.....	500.00
M. G. Sperry, legal services.....	500.00
Expense.....	56.00
Clark and Krebs, services. Valuation of land in Mingo Co.....	84.76
W. S. Hallanan, Transportation.....	48.70
Hotel and Meals.....	19.25
Telegraph.....	1.11
R. A. Blessing, Traveling Expense.....	199.50
J. B. Haught, traveling expense.....	185.57
J. B. Morrison, traveling expense.....	4.46
F. S. Chapman, traveling expense.....	59.23
J. T. Simms, traveling expense.....	117.92
H. E. Nease, traveling expense.....	27.64
M. P. Shawkey, traveling expense.....	107.65
E. A. Dover, traveling expense.....	23.21
E. E. Adkins, traveling expense.....	149.00
Transfer to appropriation, Prohibition.....	135.13
<b>Total.....</b>	<b>\$ 29,830.40</b>

The above traveling expense of W. S. Hallanan was incurred as follows:

July 15-18, 1920, Bluefield .....	\$	33.60
May, 1920, Clarksburg .....		35.46
<b>Total</b> .....	<b>\$</b>	<b>69.06</b>

88.—*Appropriation to Pay Salary of Chief Accountant.*

E. A. Dover, salary 12 months .....	\$	5,000.00
-------------------------------------	----	----------

89.—*Appropriation to Pay the Expenses of Uniform System of Accounting.*

H. R. Kelly, salary 9 months .....	\$	1,575.00
Rachel Epner, salary 10 + months .....		1,180.00
E. P. Willis, salary 1 month .....		125.00
W. M. Lemley, services .....		914.00
Transportation .....		122.27
W. B. Calder, services .....		230.00
Transportation .....		23.10
M. C. Kyle, services .....		484.00
Transportation .....		60.63
Hunter Graham, services .....		22.00
Transportation .....		11.58
R. R. Bell, services .....		66.50
Frances Lawson, services .....		25.00
W. B. Barnett, services .....		208.33
Burroughs Adding Machine Co., Adding Machine .....		446.10
Repairs to Machines .....		7.60
Numbering Machine .....		18.00
Field Note Cases .....		88.50
Postage .....		250.00
Ink .....		.35
<b>Total</b> .....	<b>\$</b>	<b>5,857.96</b>

90.—*Appropriation to Pay for Auditing State Departments.*

C. A. Wood, salary 12 months .....	\$	2,550.00
H. C. Paxton, salary 12 months .....		2,235.00
W. E. Whiteman, salary 10 + months .....		1,952.50
W. E. McKnight, salary 12 months .....		2,185.00
<b>Total</b> .....	<b>\$</b>	<b>8,922.50</b>

91.—*Appropriation to Pay Expenses of Office of Commissioner of Prohibition.*

F. J. Owen, salary 12 months .....	\$	2,030.00
Sam Davis, salary 17 months .....		1,700.00
B. M. Whaley, salary 1 + months .....		300.00
H. B. Nunn, salary 4 months .....		400.00
J. H. Goshorn, salary 1 + months .....		225.00
Jas. Calfee, salary 12 months .....		600.00
W. H. Hausher, salary 1 month .....		100.00
J. W. Bee, salary 13 + months .....		2,625.00
Expense Account .....		1,574.44
J. T. Simms, Part salary, 12 months .....		700.00
Traveling Expense .....		38.92
L. M. Adkins, salary 14 months .....		1,800.00
Expense Account .....		2,055.82
D. J. Green, salary 1 month .....		150.00
Expense Account .....		131.91
J. P. Hallanan, salary 9 + months .....		1,500.00
Expense Account .....		1,212.63
N. J. Keadle, salary 12 + months .....		1,764.06
Expense Account .....		502.85
Henry Richards, salary 3 + months .....		262.50
Expense Account .....		4.50

W. F. Porter, salary 6 + months	877.50
Expense Account	615.64
Sam Fields, salary 14 months	1,260.00
Expense Account	380.82
D. C. Collins, salary 14 months	1,750.00
Expense Account	1,370.19
W. R. Reed, salary 14 months	1,750.00
Expense Account	1,693.72
W. D. Brown, salary 13 + months	1,687.50
Expense Account	1,611.74
R. K. Petty, salary 14 months	1,025.00
Expense Account	161.86
H. R. Stotler, salary 14 months	1,925.00
Expense Account	1,923.38
C. R. Lilly, salary 14 months	1,400.00
Expense Account	929.66
J. H. Cain, salary 10 months	1,310.00
Expense Account	347.73
B. E. Phillips, salary 9 months	1,125.00
Expense Account	333.83
Harry Fitzgerald, salary 13 months	1,625.00
Expense Account	1,458.99
Lloyd Adkins, salary 8 + months	796.37
Expense Account	716.71
T. C. Simmons, salary 7 + months	774.00
Expense Account	1,030.56
Jno. W. Thornton, salary 11 months	825.00
Expense Account	177.26
F. M. Adkins, salary 14 months	\$ 2,450.00
Expense Account	1,575.18
B. F. Beavers, salary 11 months	1,100.00
Expense Account	921.19
G. C. Hite, salary 3 + months	400.00
Expense Account	6.40
E. W. Lilly, salary 8 months	1,000.00
Expense Accounts	150.60
Geo. Cosby, salary 7 + months	769.27
Expense Account	744.81
Jas. W. Jeffrey, salary 3 months	400.00
Expense Account	205.64
Jas. R. Slack, salary 1 month	60.00
Expense Account	150.49
C. C. Crowder, salary 4 months	600.00
Expense Account	746.54
V. B. Habig, salary 2 + months	400.00
Expense Account	20.04
L. V. Adkins, salary 1 month	100.00
Expense Account	118.81
J. B. Morrison, salary 2 months	416.66
Expense Account	4.52
G. B. Adkins, salary 2 + months	267.71
Expense Account	236.67
A. J. Graley, salary 1 month	93.00
Expense Account	106.69
A. B. York, traveling expense	58.58
J. H. Moon, Expense Account	58.16
F. G. Christ, Expense account	16.96
L. F. Gabel, Expense account	22.24
F. O. Singleton, Expense account	8.00
Wm. Hornsby, Expense account	169.92
R. L. Adkins, Expense account	12.48
S. E. Weekly, Expense account	15.00
O. M. Smith, Services	10.00

G. J. Jarrell, services . . . . .		20.00	
Telephone . . . . .		190.65	
Telegraph . . . . .		31.20	
Typewriter Repairs . . . . .		20.15	
Badges . . . . .		30.20	
Analysis of beverages . . . . .		31.00	
H. E. Love, Auto accessories . . . . .		350.00	
Williams Motor Car Co., Taxi Hire . . . . .		170.90	
City Garage, Taxi Hire . . . . .		6.50	
Middleburg Garage, Taxi Hire . . . . .		102.52	
Jordan Taxi Co., Taxi Hire . . . . .		40.00	
Union Trust Co., Payment of Loan . . . . .		20,000.00	
Union Trust Co., Discount . . . . .		13.50	
General School Fund, Payment of Loan . . . . .		20,000.00	
<b>Total . . . . .</b>	<b>\$</b>		<b>104,982.27</b>
Less amount transferred to appropriation from expense of Tax Commissioner's Office . . . . .		135.13	
Less amount transferred from General School Fund . . . . .		10,000.00	
Less amount received from Union Trust Co. Account of Loan . . . . .		14,911.17	25,046.30
<b>Total . . . . .</b>	<b>\$</b>		<b>79,935.97</b>

92.—*Appropriation to Pay Salary of Chief Clerk in Excise Department.*

H. N. Hutchinson, salary 12 months . . . . .	<b>\$</b>	3,000.00
--	-----------	----------

93.—*Appropriations to Pay the Expense of Collection of Excise Taxes on Corporations, and Services and Traveling Expense of Excise Tax Deputies.*

W. S. Buxton, salary 12 months . . . . .	<b>\$</b>	2,295.00
F. W. Edele, salary 12 months . . . . .		2,110.00
N. E. Cummings, salary 12 months . . . . .		2,215.00
J. S. Porter, salary 8 + months . . . . .		1,306.50
W. H. Brand, salary 12 months . . . . .		2,225.00
M. E. Smoot, salary 12 months . . . . .		1,325.00
Virginia Laidley, salary 9 + months . . . . .		1,167.00
Ernest Mariani, salary 1 + months . . . . .		215.00
Mary A. King, salary 10 months . . . . .		1,375.00
Georgia Isminger, salary 2 months . . . . .		250.00
Edith G. Hardt, salary 1 month . . . . .		90.00
Hunter Graham, services . . . . .		250.00
W. S. Buxton, traveling expense . . . . .		98.24
F. W. Edele, traveling expense . . . . .		70.09
W. H. Brand, traveling expense . . . . .		118.65
J. S. Porter, traveling expense . . . . .		861.19
N. E. Cummins, traveling expense . . . . .		227.87
Postage . . . . .		902.00
Telephone . . . . .		.50
Office Supplies and Stationery . . . . .		84.60
Express and Hauling . . . . .		9.38
Typewriter and Supplies . . . . .		183.00
Repairs to Adding Machine . . . . .		9.26
Cleaning Rugs . . . . .		25.50
Brief Case . . . . .		36.00
Scales . . . . .		65.00
<b>Total . . . . .</b>	<b>\$</b>	<b>17,514.78</b>

## Recapitulation:

Salary of State Tax Commissioner . . . . .	<b>\$</b>	4,388.88
Salary of Assistant to State Tax Commissioner . . . . .		3,000.00
Expense of State Tax Commissioner's Office . . . . .		29,830.40



Salary of Chief Accountant . . . . .	5,000.00
Expense of Uniform System Accounttng. . . . .	5,857.96
Expense of Auditing State Departments . . . . .	8,922.50
Expense of Office of Commissioner of Prohibition . . . . .	79,935.97
Salary of Chief Clerk in Excise Department . . . . .	3,000.00
Expense of Excise Tax Collection . . . . .	17,514.78
<b>Grand Total—Tax Commissioner's Office . . . . .</b>	<b>\$ 157,450.49</b>

**PUBLIC SERVICE COMMISSION.**

<b>94.—Appropriation to Pay Salaries of the Public Service Commissioners.</b>	
E. D. Lewis, salary 12 months . . . . .	\$ 6,000.00
G. R. C. Wiles, salary 12 months . . . . .	6,000.00
E. G. Rider, salary 12 months . . . . .	6,000.00
<b>Total . . . . .</b>	<b>18,000.00</b>

**WORKMEN'S COMPENSATION DEPARTMENT.**

<b>95.—Appropriation to Pay the Salary of the Workmens Compensation Commissioner.</b>	
Lee Ott, salary 12 months . . . . .	\$ 6,000.00

**ADJUTANT GENERAL.**

<b>96.—Appropriation to Pay the Salary of the Adjutant General.</b>	
T. B. Davis, salary 12 months . . . . .	\$ 3,600.00

**DEPARTMENT OF MINES.**

<b>97.—Appropriation to Payr Salay of the Chief of the Department of Mines.</b>	
R. M. Lambie, salary 12 months . . . . .	\$ 5,000.00
<b>98.—Appropriation to Pay Salary of Chief Clerk in Department of Mines.</b>	
J. L. Heizer, salary 12 months . . . . .	2,400.00
<b>99.—Appropriation to Pay Salary of Assistant Clerk in Department of Mines.</b>	
Effie M. Lacey, salary 12 months . . . . .	\$ 1,500.00
<b>100.—Appropriation to Pay Salary of Three Stenographers in Department of Mines.</b>	
Blanche M. Smith, salary 12 months . . . . .	\$ 1,453.34
Agnes V. Nunan, salary 2 + months . . . . .	236.66
Katherine C. Heatherman, salary 12 months . . . . .	1,255.00
Ruth Skiles, salary 9 months . . . . .	955.00
<b>Total . . . . .</b>	<b>\$ 3,900.00</b>
<b>101.—Appropriation to Pay Salary of Sand and Limestone Inspector, Department of Mines.</b>	
S. A. Westenhaver, salary 12 months . . . . .	\$ 2,100.00
<b>102.—Appropriation to Pay Expenses of Sand and Lime Inspector, Department of Mines.</b>	
S. A. Westenhaver, Traveling expense . . . . .	\$ 898.40
<b>103.—Appropriation to Pay Salaries of Nineteen Inspectors.</b>	
S. E. Hawkshaw, salary 12 months . . . . .	\$ 3,000.00
W. H. Sandridge, salary 12 months . . . . .	3,000.00
Evan L. Griffiths, salary 12 months . . . . .	3,000.00
James Golden, salary 12 months . . . . .	3,000.00
W. B. Riggelman, salary 12 months . . . . .	3,000.00

M. B. Coulter, salary 12 months.....	3,000.00
Eli J. Mason, salary 12 months.....	3,000.00
Wm. M. Chapman, salary 12 months.....	3,000.00
Zach Evans, salary 12 months.....	3,000.00
L. B. Holliday, salary 12 months.....	3,000.00
Robert Lilly, salary 12 months.....	3,000.00
V. E. Sullivan, salary 12 months.....	3,000.00
Thos. Stockdale, salary 12 months.....	3,000.00
Pete McLinden, salary 12 months.....	3,000.00
J. W. P. St. Clair, salary 12 months.....	3,000.00
M. E. Quenon, salary 12 months.....	3,000.00
J. F. White, salary 12 months.....	3,000.00
A. P. Burdiss, salary 10 months.....	2,500.00
W. D. Lee, salary 11 + months.....	2,875.00
J. G. Vaughn, salary 1 + months.....	375.00
Edw. Nicholson, salary part 1 month.....	125.00
Total.....	\$ 56,875.00

104.—*Appropriation for Traveling Expenses of Chief and Nineteen Inspectors*

Department of Mines.	
R. M. Lambie, Traveling Expense.....	\$ 1,724.57
J. L. Heizer, traveling expense.....	662.87
S. E. Hawkshaw, traveling expense.....	899.13
W. H. Sandridge, traveling expense.....	927.97
Evan L. Griffiths, traveling expense.....	693.95
James Golden, traveling expense.....	770.47
W. B. Riggleman, traveling expense.....	651.63
M. B. Coulter, traveling expense.....	786.30
Eli J. Mason, traveling expense.....	813.90
Wm. M. Chapman, traveling expense.....	700.97
Zach Evans, traveling expense.....	731.69
L. B. Holliday, traveling expense.....	550.09
Robert Lilly, traveling expense.....	1,197.60
V. E. Sullivan, traveling expense.....	1,072.74
Thos. Stockdale, traveling expense.....	778.99
Pete McLinden, traveling expense.....	949.56
W. P. St. Clair, traveling expense.....	899.31
M. E. Quenon, traveling expenses.....	1,266.34
J. F. White, traveling expense.....	870.79
A. P. Burdiss, traveling expenses.....	518.66
W. D. Lee, traveling expense.....	1,176.62
J. G. Vaughn, traveling expense.....	116.85
Edw. Nicholson, traveling expense.....	87.25
Total.....	\$ 18,848.25

Note—The above traveling expense of R. M. Lambie was incurred as follows:

Sept. 6-16, 1920, Denver, Col.....	\$ 224.45
Apr. 20-23, 1921, Pittsburg, Pa.....	48.10
Sundry trips within the State.....	1,452.02

Total..... \$ 1,724.57

105.—*Appropriation to Pay Salary of Director of Rescue Work.*

H. M. Black, salary 12 months.....	\$ 2,400.00
------------------------------------	-------------

106.—*Appropriation for Purchase of Mine Rescue Equipment and the Establishment of Rescue Stations.*

Equipment and Supplies.....	\$ 2,326.00
-----------------------------	-------------

**107.—Appropriation for Traveling Expenses of Director and Expense of Maintaining and Operating Rescue Stations.**

H. M. Black, traveling expense.....	\$	1,899.88
Equipment and Repairs.....		3,166.28
Express and Drayage.....		30.96
Supplies for Stations.....		22.44
Rothacker Film Mfg. Co., Films.....		375.00
<b>Total.....</b>	<b>\$</b>	<b>5,494.56</b>

**108.—Appropriation for Contingent and Current Expense and Distribution of Reports, Department of Mines.**

Postage.....	\$	800.00
Telephone.....		336.64
Telegraph.....		81.94
Freight, Express and Drayage.....		123.69
Office Supplies and Stationery.....		202.70
Office Furniture and Fixtures.....		111.10
Maps and Blueprints.....		296.04
Inspectors Supplies.....		20.05
Oxygen.....		13.37
Drinking Water.....		29.70
Subscription to Papers.....		94.75
Mimeograph and Supplies.....		219.50
Adding Machine Supplies.....		6.30
Typewriter Supplies.....		7.80
Electricity.....		4.62
Gas.....		6.60
Red Cross Seals.....		5.00
Tribune Printing Co—Mining Laws.....		95.00
B. & O. Railway Co., Transportation Villa Fire.....		375.00
J. L. Javins, services.....		75.00
R. F. Skeen, services.....		3.00
Dave Dick & Co., labor and material.....		30.21
<b>Total.....</b>	<b>\$</b>	<b>2,938.01</b>

**Recapitulation:**

Salary of Chief of Department.....	\$	5,000.00
Salary of Chief Clerk.....		2,400.00
Salary of Assistant Clerk.....		1,500.00
Salary of Stenographers.....		3,900.00
Salary of Sand and Lime Inspector.....		2,100.00
Expense, Sand and Lime Inspector.....		898.40
Salary of Inspectors.....		56,875.00
Traveling Expense of Chief and Inspectors.....		18,848.25
Salary of Director, Rescue Work.....		2,400.00
Mine Rescue Car and Stations.....		2,326.00
Traveling Expense, Director and Expense of Rescue Stations.....		5,494.56
Contingent and Current.....		2,938.01

**Grand Total—Department of Mines..... \$ 104,680.22**

**COMMISSIONER OF BANKING.****109.—Appropriation to Pay Salary of the Commissioner of Banking.**

J. S. Hill, salary 12 months.....	\$	3,500.00
-----------------------------------	----	----------

**110.—Appropriation to Pay Salaries of Three Assistants to Commissioner of Banking.**

Geo. M. Weekley, salary 12 months.....	\$	2,499.96
W. B. Holden, salary 12 months.....		2,499.96

Geo. B. Waggoner, salary 7 + months.....	1,495.56
F. P. Clark, salary 4 + months.....	945.07
<b>Total.....</b>	<b>\$ 7,440.55</b>
<i>111.—Appropriation to Pay the Salary of Stenographer for Commissioner of Banking</i>	
O. M. Wallace, salary 6 months.....	\$ 900.00
A. C. Jarrett, salary 5 + months.....	862.50
E. L. Morrison, salary 3 months.....	600.00
Ann L. Raine, services.....	30.00
<b>Total.....</b>	<b>\$ 2,392.50</b>
<i>112.—Appropriation to Pay Current Expenses of Commissioner of Banking.</i>	
Postage.....	\$ 416.00
Telephone.....	192.36
Telegraph.....	12.45
Freight, Express and Drayage.....	5.27
Office Supplies and Stationery.....	115.70
Office Furniture and Fixtures.....	212.45
Drinking Water.....	8.50
Typewriter and Supplies.....	127.25
Addressograph Supplies.....	23.25
Adding Machine Supplies.....	10.07
Subscription to Papers.....	15.00
Mutual Printing Co. (Printing).....	82.00
Portfolio.....	18.00
Ice.....	.68
Ann L. Raine, services.....	84.00
LeRoy Clemens, services.....	121.60
S. C. Butler, services.....	35.25
Uriah Barnes, Editing Banking Manual.....	25.00
F. W. Hughes Lettering Doors.....	10.50
<b>Total.....</b>	<b>\$ 1,515.33</b>
<i>113.—Appropriation to Pay Traveling Expense of Commissioner of Banking and Three Assistants.</i>	
Geo. M. Weekly, Transportation.....	\$ 534.65
Hotel and Meals.....	743.51
Telephone and Telegraph.....	18.40
Postage.....	4.13
Supplies.....	1.45
J. S. Hill, Transportation.....	164.61
Hotel and Meals.....	104.60
Telegraph.....	.55
W. B. Holden, Transportation.....	729.94
Hotel and Meals.....	1,215.84
Telephone and Telegraph.....	27.89
Postage.....	7.85
Taxi.....	2.60
Supplies.....	5.60
Geo. B. Waggoner, Transportation.....	788.37
Hotel and Meals.....	1,303.52
Telephone and Telegraph.....	30.34
Postage.....	5.33
Taxi and Auto Hire.....	24.50
Stenographer.....	3.00
Notary.....	2.00
Supplies.....	4.80
F. P. Clark, Transportation.....	286.18

Hotel and Meals.....	284.00
Telephone.....	2.75
<b>Total.....</b>	<b>\$ 6,296.41</b>
<b>Recapitulation:</b>	
Salary of the Banking Commissioner.....	\$ 3,500.00
Salary of Three Assistants.....	7,440.55
Salary of Stenographer.....	2,392.50
Current Expense.....	1,515.33
Traveling Expense of Commissioner and Assistants.....	6,296.41
<b>Grand Total—Commissioner of Banking.....</b>	<b>\$ 21,144.79</b>

**BUREAU OF LABOR.**

<b>114.—Appropriation to Pay the Salary of the Commissioner of Labor.</b>	
Sam B. Montgomery, salary 8 months.....	\$ 2,400.00
H. E. Peters, salary 2 + months.....	750.00
G. F. Daugharty, salary 1 + month.....	450.00
<b>Total.....</b>	<b>\$ 3,600.00</b>
<b>115.—Appropriation to Pay the Salary of Chief Clerk in Bureau of Labor.</b>	
Howard S. Jarrett, salary 12 months.....	\$ 2,400.00
<b>116.—Appropriation to Pay Salary of Assistant Clerk and Stenographer in Bureau of Labor.</b>	
Nelle C. Schaeffer, salary 11 + months.....	\$ 1,700.00
Mary D. Emory, salary part 1 month.....	100.00
<b>Total.....</b>	<b>\$ 1,800.00</b>
<b>117.—Appropriation to Pay Salary of Statistical Clerk.</b>	
Effie E. McCowan, salary 12 months.....	\$ 1,200.00
<b>118.—Appropriation for Salaries of Factory Inspectors.</b>	
Alonzo Prince, salary 12 months.....	\$ 1,800.00
R. E. Mumaugh, salary 12 months.....	1,891.00
G. R. Blizzard, salary 7 + months.....	1,184.00
W. E. Starcher, salary 7 + months.....	1,184.00
Thos. Cairns, salary 3 months.....	450.00
Everett Stover, salary 2 months.....	300.00
Jack Smith, salary 1 month.....	150.00
Thos. W. Williams, salary 1 month.....	150.00
Howard S. Jarrett, salary additional.....	91.00
<b>Total.....</b>	<b>\$ 7,200.00</b>
<b>119.—Appropriation to Pay Salary of Deputy Inspectors of Weights and Measures in Bureau of Labor.</b>	
G. B. Stewart, salary 12 months.....	\$ 1,800.00
P. D. Burton, salary 8 months.....	1,200.00
J. W. Penix, salary 3 months.....	450.00
J. D. Shott, salary 1 month.....	150.00
<b>Total.....</b>	<b>\$ 3,600.00</b>
<b>120.—Appropriation for Traveling Expenses of Four Factory Inspectors.</b>	
Sam B. Montgomery, Transportation.....	\$ 70.15
Hotel and Meals.....	321.55
Telephone.....	19.70
Taxi.....	7.30

G. R. Blizzard, Transportation	76.11
Hotel and Meals	733.72
Mileage Books	120.00
Taxi	38.95
Telephone	4.30
R. E. Mumaugh, Transportation	192.21
Hotel and Meals	1,314.35
Mileage Books	90.00
Telephone and Telegraph	53.50
Postage	22.05
Taxi	14.90
Alonzo Prince, Transportation	145.81
Hotel and Meals	1,428.15
Mileage Books	180.00
Telephone	16.50
Telegraph	9.15
Postage	16.65
Taxi	4.50
Notary	1.00
W. E. Starcher, Transportation	148.50
Hotel and Meals	783.70
Mileage Books	150.00
Nelle C. Schaeffer, Transportation	34.59
Hotel and Meals	24.10
Taxi	2.00
Telephone and Telegraph	1.94
Howard S. Jarrett, Transportation	33.10
Hotel and Meals	20.00
Telephone	2.00
Ella T. Moran, Transportation	26.32
Hotel and Meals	15.00
Thos. Cairns, Transportation	121.93
Hotel and Meals	221.45
Telephone and Telegraph	32.30
Postage	1.50
Business Cards	4.00
Everett Stover, Transportation	37.10
Hotel and Meals	172.15
Telephone	.85
Thos. W. Williams, Transportation	25.44
Meals	16.05
Postage	1.25
Geo. E. Daugherty, Transportation	34.26
Hotel and Meals	17.25
H. E. Peters, Transportation	166.53
Hotel and Meals	242.30
Telephone and Telegraph	32.20
Taxi	.50
Mileage Books for Department	210.00
Total	\$ 7,458.86

121.—Appropriation for Traveling Expense of Inspectors of Weights and Measures.

P. D. Burton, Transportation	\$ 73.85
Hotel and Meals	522.40
Mileage Books	150.00
Taxi	1.00
Excess Baggage	28.45
G. B. Stewart, Transportation	367.27
Hotel and Meals	812.80
Mileage books	150.00

Excess Baggage.....	7.72
Telephone and Telegraph.....	97.02
Postage.....	1.00
Supplies.....	20.00
L. G. Lightburn, Transportation.....	12.88
Hotel and Meals.....	36.35
Telephone.....	3.65
Taxi.....	.50
Baggage.....	6.14
Drayage.....	2.50
J. W. Penix, Transportation.....	80.78
Hotel and Meals.....	168.53
Excess Baggage.....	38.37
Taxi.....	5.75
Telephone.....	.25
Supplies.....	4.50
Howard Jarrett, Transportation.....	18.01
Hotel and Meals.....	6.25
Mileage Books for department.....	360.00
Total.....	\$ 2,975.97

122.—*Appropriation for Current and Contingent Expenses of the Department of Weights and Measures.*

Postage.....	\$ 365.00
Telephone.....	392.19
Telegraph.....	120.39
Freight, Express and Drayage.....	59.26
Office Supplies and Stationery.....	339.54
Office Furniture.....	22.50
Drinking Water.....	17.30
Subscription to Papers.....	38.15
Testing Supplies.....	92.11
Electric Supplies.....	12.92
Typewriter.....	53.15
Red Cross Seals.....	5.00
Thos. Cairns, salary 2 months.....	300.00
W. G. Lawson, services.....	8.00
T. G. Lightburn, services.....	60.00
R. L. Massey, Transportation.....	24.67
Hotel and Meals.....	25.00
G. B. Stewart, Transportation.....	94.68
Hotel and Meals.....	161.30
Taxi.....	3.00
J. D. Shott, Transportation.....	16.47
Hotel and Meals.....	40.17
Telephone.....	.20
J. W. Penix, Transportation.....	33.75
Hotel and Meals.....	97.25
Taxi.....	5.35
Excess Baggage.....	37.77
Mileage Books for department.....	390.00
Total.....	\$ 2,815.12

123.—*Appropriation for Current and Contingent Expense of the Bureau of Labor.*

Postage.....	\$ 80.00
Telephone.....	118.30
Telegraph.....	99.85
Office Supplies and Stationery.....	82.95
Picture.....	24.00
Cleaning Rugs.....	5.00
Subscription to Papers.....	18.50

Drinking Water.....	4.20
Jarrett Printing Co. (Labor Laws).....	498.00
Howard Jarrett, salary Part 1 month.....	50.00
Thos. Cairns, salary 1 month.....	150.00
Effie E. McCowan, salary Part 12 months.....	300.00
Alonzo Prince, Transportation.....	54.16
Hotel and Meals.....	273.70
Telephone and Telegraph.....	6.66
Postage.....	2.00
R. E. Mumaugh, Transportation.....	42.26
Hotel and Meals.....	110.10
Telegraph.....	1.17
Taxi.....	2.00
G. F. Daugherty, Transportation.....	95.05
Hotel and Meals.....	68.14
Taxi.....	.25
Mileage Books for department.....	120.00
<b>Total.....</b>	<b>\$ 2,206.29</b>

**Recapitulation:**

Salary of Commissioner of Labor.....	\$ 3,600.00
Salary of Chief Clerk in Bureau of Labor.....	2,400.00
Salary of Assistant Clerk and Stenographer.....	1,800.00
Salaries of Factory Inspector.....	7,200.00
Salary of Statistical Clerk.....	1,200.00
Salary of Deputy Inspectors.....	3,600.00
Traveling Expense of Factory Inspectors.....	7,458.86
Traveling Expense, Weights and Measures.....	2,975.97
Current and Contingent Expense, Weights and Measures..	2,815.12
Current and Contingent Expense Bureau of Labor.....	2,206.29
<b>Total.....</b>	<b>\$ 35,256.24</b>

**DEPARTMENT OF ARCHIVES AND HISTORY.**

<i>124.—Appropriation to Pay the Salary of State Historian and Archivist.</i>	
C. R. Myers, salary 12 months.....	\$ 2,700.00
<i>125.—Appropriation for Salary of Curator of Museum.</i>	
A. J. Thompson, salary 12 months.....	\$ 1,800.00
<i>126.—Appropriation for Salary of Stenographer.</i>	
Maude Lewis, salary 8 + months.....	\$ 858.14
Opal C. Nuchols, salary 3 months.....	300.00
<b>Total.....</b>	<b>\$ 1,158.14</b>
<i>127.—Appropriation to Pay Salary of Librarian.</i>	
Ethel Green, salary 2 months.....	\$ 250.00
Annia Viers, salary 1 + months.....	125.00
Florence Schum, salary 5 months.....	625.00
<b>Total.....</b>	<b>\$ 1,000.00</b>
<i>128.—Appropriation to Pay Salary of Chief Cataloguer.</i>	
Florence Schum, salary 5 + months.....	\$ 580.00
Ethel Reddy, salary 1 + months.....	150.00
<b>Total.....</b>	<b>\$ 730.00</b>
<i>129.—Appropriation for Salary of Janitor and Messenger.</i>	
J. H. L. Price, salary 12 months.....	<i>i</i> 900.00



**130.—Appropriation for the Purchase of Books and Periodicals.**

A. L. A. Publishing Board	5.50
Bobbs-Merrell Co.	5.00
Bonie and Liveright	3.00
American Journal Book Co.	37.50
C. I. Coffey Book Store	2.55
John Clark Co.	85.00
Confederate Veteran	2.50
J. R. Cole	2.00
Clarksburg Telegram	8.00
Dodd, Mead and Co.	11.85
Director of the Census	10.00
Decorative Arts League	10.00
College of William and Mary	4.00
Goodspeed Book Co.	10.00
H. Goldberger	157.85
Harvey Press	3.75
H. L. Hayward	54.00
S. G. Heiskell	10.00
Indiana Magazine and History	2.00
B. O. James	4.00
C. F. Libby and Co.	88.00
Librarian of Congress	37.41
Library Bureau	51.54
Librarie Assn.	4.00
L. R. Naef	9.00
North American Review Assn.	5.00
Mississippi Valley His. Assn.	4.00
Michelin Tire Co.	4.50
S. S. Moore Co.	45.73
McClure and Co.	5.00
New York Times	16.00
National Educational Assn.	5.00
Ruebush-Elkins Co.	14.25
Story of Liberty Loan Com.	8.00
Southern Historical Society	3.15
Public Works	3.00
Yale University Press	138.00
H. W. Wilson	57.90
William Allen Wood	11.43
Adair Book Store	33.50
Engineering News Record	5.00
J. K. Goodhue	4.00
Morris Book Shop	22.00
Menonite Publishing Co.	2.25
Nuson Oxgood Rhodes	15.00
National Assn. of State Librarians	10.00
Stars and Stripes	7.00
Va. Historical Society	5.00
D. W. Wesley	21.50

Total	\$ 1,064.66
-------	-------------

**131.—Appropriation for Current and Contingent Expenses.**

Postage	\$ 125.00
Telephone	98.08
Telegraph	2.19
Office Supplies and Stationery	52.08
Rugs	51.00
Drinking Water	13.30
Freight, Express and Drayage	139.78
Electrical Supplies	227.55
Pictures	184.72

Flag and Holder.....	39.00
Exhibition Cases (Jno. D. Moore).....	615.00
Plate Glass.....	56.00
Birds for Exhibits.....	32.75
Awnings.....	140.75
Albert Wright Services.....	37.50
Florence Schum, Traveling Expense.....	100.00
C. R. Myers, Transportation.....	37.60
Hotel and Meals.....	35.25
Capitol Buildings and Grounds, Erroneous payment.....	40.00
<b>Total.....</b>	<b>\$ 2,027.55</b>
Note—The above traveling expense of C. R. Myers was incurred as follows:	
Dec. 26-1920 to Jan. 1-1921, Washington, D. C.....	\$ 72.85
Recapitulation:	
Salary of State Historian and Archivist.....	\$ 2,700.00
Salary of Curator of Museum.....	1,800.00
Salary of Stenographer.....	1,158.14
Salary of Librarian.....	1,000.00
Salary of Chief Cataloguer.....	730.00
Salary of Janitor and Messenger.....	900.00
Purchase of Books and Periodicals.....	1,064.66
Current and Contingent Expenses.....	2,027.55
<b>Grand Total—Department Archives and History ...</b>	<b>\$ 11,380.35</b>

#### DEPARTMENT OF HEALTH.

##### 132.—Appropriation to Pay the Salary of the State Commissioner of Health.

S. L. Jepson, salary 3 months.....	\$ 1,200.00
R. T. Davis, salary 5 months.....	2,000.00
L. T. Vinson, salary 1 + months.....	666.67
V. T. Churchman, salary 1 + months.....	533.33
W. F. Henshaw, salary 1 month.....	400.00
<b>Total.....</b>	<b>\$ 4,800.00</b>

##### 133.—Appropriation to Pay Current General Expenses of Department of Health.

Margarete Burdette, salary 10 + months.....	687.50
R. D. Bates, salary 2 + months.....	428.66
Mary Branch, salary 12 months.....	200.50
Richard C. Beckett, salary 8 + months.....	1,503.30
Ange Buff, salary 5 + months.....	385.00
V. Churchman, salary 3 + months.....	313.33
Jean T. Dillon, salary 12 months.....	2,499.96
E. M. Evans, salary 12 months.....	1,200.00
Chas. E. Gabel, salary 12 months.....	3,000.00
Lucy F. Gabel, salary 12 months.....	1,800.00
Catherine Gallagher, salary 4 + months.....	535.00
Anita Gilmore, salary 10 months.....	312.00
J. L. Jepson, salary 3 months.....	300.00
Vernon F. Kiefer, salary 1 + months.....	109.62
Fay Lewis, salary 12 months.....	830.00
Dwight M. Lewis, salary 12 months.....	3,600.00
Winifred Lamberson, salary 9 + months.....	956.67
Elsie McMahan, salary 8 months.....	350.00
Doreas McGraw, salary 9 months.....	810.00
Carl F. Rayer, salary 12 months.....	3,000.00
H. Sive, salary 2 months.....	225.00
Maude E. Sutton, salary 1 + months.....	150.00
Ellis Tisdale, salary 10 months.....	3,000.00
Geo. W. Taylor, salary 8 + months.....	1,290.00
Nina Whitehurst, salary 12 months.....	1,269.14

Kathalene Gilmore, salary 1 month . . . . .	75.00
A. V. Harrington, salary 1 month . . . . .	100.00
Maude D. Wood, salary 1 month . . . . .	83.33
Mariana Gilmore services . . . . .	67.50
Arquilla Lipps, services . . . . .	46.00
Cecelia Manning, services . . . . .	62.50
Cina Stewart, services . . . . .	94.50
Jess Wehrle, services . . . . .	107.50
C. E. Watts, services . . . . .	82.00
Sundry Labor, 8 persons receiving less than \$25.00 . . . . .	86.03
Postage . . . . .	695.25
Telephone . . . . .	353.77
Telegraph . . . . .	129.12
Freight, Express and Drayage . . . . .	115.02
Office Supplies and Stationery . . . . .	146.06
Office Furniture and Fixtures . . . . .	1,164.21
Cleaning Rugs and Carpets . . . . .	18.50
Rugs . . . . .	115.00
Ice . . . . .	65.79
Drinking Water . . . . .	3.60
Typewriter and Repairs . . . . .	413.65
Tabulating Machine (Rental) . . . . .	260.00
Addressograph Supplies . . . . .	48.16
Electric Fans and Supplies . . . . .	96.90
Electricity . . . . .	22.52
Subscriptions to Papers and Bulletins . . . . .	41.70
Books . . . . .	66.83
Cuts and Half Tones . . . . .	39.38
Blueprints . . . . .	26.82
Advertising . . . . .	75.81
Laboratory Supplies . . . . .	858.94
Laboratory Equipment and Repairs . . . . .	158.43
Engineers Supplies . . . . .	129.79
Drugs and Supplies . . . . .	10.57
Vaccine . . . . .	84.58
Films and Slides . . . . .	34.71
Supplies for Exhibit . . . . .	27.38
Lumber and Paint . . . . .	18.72
Flowers for Dr. Thompson Funeral . . . . .	30.00
Armstrong and Whitten, Painting . . . . .	136.00
Wise and Smith, Office Rent . . . . .	100.00
D. W. Patterson, Office Rent . . . . .	225.00
Paramount Oil and Gas Co, Office Rent . . . . .	22.50
Price, Smith, Spillman and Clay, Legal Services, Church- man vs. Hall . . . . .	107.25
International Health Board, Unexpired Balance of Budget, 1920 . . . . .	101.60
Greenbrier County Treasurer, International Health Board, Proportionate Part of Budget . . . . .	913.33
Dwight M. Lewis, Transportation . . . . .	447.65
Hotel and Meals . . . . .	203.28
Telephone and Telegraph . . . . .	6.38
Express . . . . .	17.48
Postage . . . . .	16.56
Stenographer . . . . .	50.80
Baggage and Tips . . . . .	1.00
Supplies . . . . .	8.30
S. L. Jepson, Transportation . . . . .	43.47
Hotel and Meals . . . . .	15.50
Telephone . . . . .	.65
L. T. Vinson, Transportation . . . . .	93.67
Hotel and Meals . . . . .	92.50
Telephone and Telegraph . . . . .	10.02

	Baggage.....	.50
Jean T. Dillon, Transportation.....		322.80
	Hotel and Meals.....	287.36
	Telephone and Telegraph.....	14.45
	Postage.....	.80
	Taxi.....	.50
	Baggage and Porter.....	2.70
	Supplies.....	2.26
R. D. Bates, Transportation.....		51.16
	Hotel and Meals.....	32.40
	Telegraph.....	1.21
	Baggage.....	1.00
E. S. Tisdale, Transportation.....		309.50
	Hotel and Meals.....	249.33
	Telephone and Telegraph.....	2.35
	Baggage.....	.70
Maude E. Sutton, Transportation.....		38.23
	Hotel and Meals.....	33.80
	Telephone.....	.30
	Tips.....	.25
Carl F. Raver, Transportation.....		148.92
	Hotel and Meals.....	78.55
	Telephone.....	9.25
	Postage.....	.25
	Supplies.....	1.10
Geo. W. Taylor, Transportation.....		315.05
	Hotel and Meals.....	602.65
	Telephone and Telegraph.....	1.47
	Baggage.....	1.85
	Stenographer.....	6.25
	Taxi.....	1.50
	Tips.....	7.10
R. T. Davis, Transportation.....		149.82
	Hotel and Meals.....	106.00
	Telephone.....	.65
	Tips Pullman and Porter.....	2.50
	Taxi.....	3.90
Richard C Beckett, Transportation.....		267.69
	Hotel and Meals.....	272.95
	Telephone and Telegraph.....	5.44
	Postage.....	1.64
	Express and Drayage.....	4.93
	Baggage and Porter.....	7.75
	Supplies.....	1.35
Chas. E. Gabel, Transportation.....		9.90
	Hotel and Meals.....	6.10
H. E. Gaynor, Per Diem.....		430.00
	Transportation.....	117.24
	Hotel and Meals.....	138.75
W. T. Henshaw, Per Diem.....		110.00
	Transportation.....	104.51
	Hotel and Meals.....	88.65
E. H. Thompson, Per Diem.....		260.00
	Transportation.....	93.36
	Hotel and Meals.....	103.50
	Taxi.....	.50
V. T. Churchman, Per Diem.....		250.00
	Transportation.....	3.28
	Hotel and Meals.....	7.75
J. L. Pyle, Per Diem.....		370.00
	Transportation.....	144.37
	Hotel and Meals.....	135.30
	Taxi.....	.50

R. T. Shuttleworth, Per Diem.....	200.00
Transportation.....	95.58
Hotel and Meals.....	88.50
W. M. Babb, Per Diem.....	210.00
Transportation.....	141.00
Hotel and Meals.....	126.50
<b>Total.....</b>	<b>\$ 44,009.64</b>

Wherever a part of the same class of expenditure is paid of of "State Fund, General Revenue" and part of of "State Fund, Special Revenue," the total amount is included in above General Revenue classification.

Amount of above paid out of General Revenue.....	\$ 36,460.00
Amount of above paid out of Special Revenue.....	7,549.64
<b>Total.....</b>	<b>\$ 44,009.64</b>

**134.—Appropriation for Expense of Bureau of Venereal Diseases.**

F. F. Farnsworth, salary 12 months.....	\$ 3,879.99
Harriet Barry, salary 10 months.....	1,000.00
Arthur L. Jones, salary 7 months.....	700.00
Henry F. Blais, salary 5 + months.....	412.50
Hazel Medill, salary 7 + months.....	555.00
W. S. Robertson, salary 12 months.....	1,300.00
Eugenia Whitehurst, salary 12 months.....	1,500.00
Ara G. Farnsworth, salary 12 months.....	1,200.00
W. B. Nutter, salary 12 months.....	1,800.00
Mary Buckley, salary 3 months.....	400.00
L. N. Harris, salary 5 + months.....	401.00
J. C. Kessler, salary 4 + months.....	338.50
Louis Walters, services.....	162.80
H. Sive, services.....	30.00
C. F. Norris, services.....	12.00
Postage.....	2.00
Telephone.....	92.10
Telegraph.....	36.20
Freight, Express and Drayage.....	11.69
Office Supplies and Stationery.....	132.07
Ice.....	22.23
Drinking Water.....	3.00
Laboratory Equipment and Supplies.....	303.83
Drugs.....	3,696.91
Pamphlets and Bulletins.....	174.52
Films and Supplies.....	3.00
Lumber.....	7.50
Laundry.....	53.18
Mimeograph Supplies.....	9.00
H. G. Young, Secretary of State, Stationery and Supplies.....	485.51
Cleveland Life Insurance Co., Office Rent.....	90.00
D. W. Patterson, Office Rent.....	395.00
Chipola Valley Realty Co., Office Rent.....	57.00
City Hospital, Huntington, Maintenance.....	50.00
Union Mission, Wheeling, Maintenance.....	179.00
Rent.....	80.00
F. F. Farnsworth, Transportation.....	168.05
Hotel and Meals.....	233.00
Telephone and Telegraph.....	3.68
Porter and Tips.....	19.95
Baggage.....	.50
Affidavits.....	1.75

P. O. Box Rent.....	6.00
Supplies.....	.75
W. B. Nutter, Transportation.....	248.93
Hotel and Meals.....	334.00
Telephone and Telegraph.....	2.15
Postage.....	.51
Supplies.....	2.10
Notary.....	1.00
Porter.....	.25
Drayage.....	2.00
Mrs. Hazel Medill, Transportation.....	4.00
Hotel and Meals.....	23.01
Taxi.....	.50
Laundry (uniform).....	1.80
Total.....	\$ 20,629.46
Less Refund of Ohio Valley Hospital donation.....	253.85
Net Total.....	\$ 20,375.61

Wherever a part of the same class of expenditure is paid out of "State Fund, General Revenue" and a part out of "State Fund, Special Revenue," the total amount is included in the above General Revenue classification.

Amount of above paid out of General Revenue.....	\$ 7,000.00
Amount of above paid out of Special Revenue.....	13,375.61
Total as above.....	\$ 20,375.61

135.—*Appropriation for Office Rent, Department of Health.*

D. W. Patterson.....	\$ 1,175.00
Wise and Smith.....	500.00
Total.....	\$ 1,675.00

Recapitulation, General Revenue Disbursements:

Salary of Commissioner of Health.....	\$ 4,800.00
Current General Expenses.....	36,460.00
Bureau of Venereal Diseases.....	7,000.00
Office Rent.....	1,675.00

Grand Total—Department of Health..... \$ 49,935.00

**CAPITOL BUILDING AND GROUNDS.**

136.—*Appropriation for Capitol Building and Grounds.*

Virgil Overstreet, salary 9 + months.....	\$ 960.00
W. G. Lawson, labor.....	12.50
S. P. Skeen, labor.....	33.00
Birk Skyles, labor.....	46.50
C. W. Lewis, labor.....	28.75
W. S. Leftridge, labor.....	62.50
W. M. Evans, labor.....	67.50
Mox Michael, labor.....	54.00
L. Atkinson, labor.....	55.00
Earl Tuck, labor.....	5.25
Conrad Flag, labor.....	8.00
R. L. Harris, labor.....	240.00
Tom Colbert, labor.....	3.00
C. F. Morris, labor.....	8.00
Electricity.....	3,286.44
Gas.....	4,803.58
Water.....	2,202.88

Ice.....	1,354.58
Telephone.....	144.35
Freight, Express and Drayage.....	450.35
Hauling Trash.....	262.25
Washing Towels.....	253.50
Matches.....	88.70
Soap.....	347.32
Brooms and Mops.....	393.82
Hardware, Locks and Keys.....	371.80
Electric Supplies and Repairs.....	3,254.10
Towels.....	169.49
Janitors Supplies.....	352.40
Telegraph.....	127.67
Cards and Printing.....	88.50
Stoves.....	46.85
Blinds and Curtains.....	70.85
Glass and Glazings.....	91.30
Toilet Paper.....	303.24
Oil.....	255.86
Floor Covering.....	13.50
Awnings.....	76.95
Flag Pole and Flag.....	18.00
Repairs to Furniture.....	19.75
Rent safety deposit box.....	60.00
Office Supplies.....	13.80
Laundry in Mansion.....	60.00
Plants.....	96.90
Paint.....	7.50
Baffle Wall for Boiler.....	271.50
Repairs to Doors and Windows.....	148.41
Letternig Doors.....	23.95
Mirror Plate.....	30.90
Cleaning snow from side-walk.....	11.94
A. Soupart, Expenses.....	295.58
W. A. Foster, Carpenter work and material.....	\$ 2,163.62
Jeffers and Richardson, Carpenter Work and Material.....	754.66
David Dick and Son, Carpenter Work and Material.....	740.38
P. A. Donovan, Electrical Work and Material.....	110.50
W. Va. Heating and Plumbing Co., Plumbing and Supplies.....	349.85
Perry Mathews Plumbing Co., Plumbing and Supplies.....	591.95
Coffey Plumbing Co., Plumbing and Supplies.....	22.20
Morgan Plumbing Co., Plumbing and Supplies.....	7.70
Armstrong and Whitten, Painting and Paint.....	636.75
I. M. Carper, Painting.....	125.00
A. J. Thompson, Decorating State Building.....	100.00
Loescher and Wiley, Repairs to Side Walk.....	171.00
J. S. Darst, Payment of Loan former year.....	4,771.33
State Fire Marshal Fund, Payment of Loan.....	5,000.00
<b>Rents paid for temporary quarters:</b>	
M. J. Turner.....	50.00
Mrs. M. Frankenberger.....	300.00
D. M. Beard.....	50.00
C. A. Cabell.....	120.00
J. C. Morrison.....	144.00
Paul M. Smith.....	12.50
E. C. Staunton.....	62.50
Union Building Co.....	65.06
Masonic Temple.....	345.00
<b>Total.....</b>	<b>\$ 38,146.52</b>
<b>Less Amount refunded to Appropriation.....</b>	<b>155.77</b>
<b>Net Total.....</b>	<b>\$ 37,990.75</b>

<i>137.—Appropriation for Repairs and Improvements to Capitol Buildings.</i>	
Freight, Express and Drayage.....	\$ 3.76
Hardware and Salt.....	8.00
Electric Supplies.....	14.70
Engine Room Supplies.....	60.00
Refund to Appropriation for Fire Marshal for money advanced.....	5,000.00
<b>Total.....</b>	<b>\$ 5,086.46</b>
<i>138.—Appropriation for Repairs and Improvements to Capitol Annex.</i>	
R. L. Rice, Painting.....	\$ 275.00
Wallace Knight, Lumber.....	112.82
Nails.....	2.39
Paint.....	11.63
Labor.....	124.20
10 per cent Commission.....	25.10
Whitmore Elec. Co., Electrical Work.....	176.62
<b>Total.....</b>	<b>\$ 727.76</b>
<i>139.—Appropriation for Wrecking Capitol Building.</i>	
H. P. Agston, Labor.....	60.00
H. B. Agston, Labor.....	144.00
Sundry labor, 51 persons, each receiving less than \$50.00.....	556.08
Nelson Transfer Co., Removing 5 safes from building.....	200.00
Freight and Drayage.....	1.77
F. W. Hughes, lettering cards.....	6.00
<b>Total.....</b>	<b>967.85</b>
Recapitulation:	
Capitol Building and Grounds.....	\$ 37,990.75
Repairs and Improvement.....	5,814.22
Wrecking Old Building.....	967.85
<b>Total.....</b>	<b>\$ 44,772.82</b>
<b>LABOR FUND, CAPITOL BUILDINGS.</b>	
<i>140.—Appropriation for Janitor's Salary.</i>	
J. K. Gies, salary 9 months.....	\$ 1,350.00
J. M. Lynn, salary 3 months.....	450.00
<b>Total.....</b>	<b>1,800.00</b>
<i>141.—Appropriation to Pay Salary of Chief Engineer.</i>	
J. W. Kyle, salary 10 + months.....	\$ 1,550.00
Geo. Burford, salary 1 + months.....	250.00
<b>Total.....</b>	<b>\$ 1,800.00</b>
<i>142.—Appropriation to Pay Salary of Night Engineer.</i>	
Chas. Miller, salary 1 + months.....	\$ 123.34
Jas. Milam, salary 3 + months.....	356.67
Chas. Milam, salary 5 months.....	500.00
Joe Kent, salary 1 month.....	100.00
Lafe Turner, salary Part month.....	96.77
<b>Total.....</b>	<b>\$ 1,176.78</b>
<i>143.—Appropriation to Pay Salary of Two Night Watchmen, Capitol and Annex.</i>	
W. B. McCoy, salary 9 + months.....	\$ 933.34
Con. Murphy, salary 9 months.....	900.00



Sam Wintz, salary 2 months.....	200.00
Floyd Smith, salary 2 months.....	260.00
J. H. Blount, salary 1 month.....	100.00
Chas. Sisson, salary part month.....	3.34
Total.....	\$ 2,396.68
<b>144.—Appropriation to Pay Salary of Fireman.</b>	
J. O. Jarrett, salary 9 + months.....	\$ 983.25
Joe Kent, salary 1 month.....	100.00
J. H. Blount, salary 1 month.....	100.00
Total.....	\$ 1,183.25
<b>145.—Appropriation to Pay Salary of Janitor and Messenger, Board of Control.</b>	
E. L. Lanham, salary 6 months.....	\$ 600.00
J. W. Lemon, salary 4 + months.....	469.99
W. C. Gum, salary 1 + months.....	130.01
Total.....	\$ 1,200.00
<b>146.—Appropriation to Pay Salary of Caretaker, Capitol Grounds.</b>	
E. Westfall, salary 6 months.....	\$ 600.00
Floyd Smith, salary 1 month.....	130.00
J. K. Gies, salary 1 month.....	150.00
P. S. Forth, salary 1 + month.....	197.50
Sam Wintz, salary 1 month.....	100.00
Total.....	\$ 1,177.50
<b>147.—Appropriation to Pay Salary of Two Elevator Operators, Capitol and Annex.</b>	
Fred Conley, salary 1 month.....	60.00
Bertha Conley, salary 7 months.....	420.00
Mamie Scott, salary 12 months.....	720.00
Mollie Gum, salary 1 month.....	50.00
Total.....	\$ 1,250.00
<b>148.—Appropriation to Pay Salary of Two Charwomen.</b>	
Rose Cuzzins, salary 12 months.....	\$ 480.00
Lizzie Scruggs, salary 12 months.....	480.00
Total.....	\$ 960.00
<b>149.—Appropriation to Pay Salary of Nine Janitors, Capitol Building.</b>	
R. F. Skeens, salary 9 + months.....	930.00
W. H. Salisbury, salary 10 months.....	1,000.00
G. A. Sanders, salary 10 months.....	1,000.00
Chas. Farris, salary 2 + months.....	223.33
I. B. Conley, salary 9 + months.....	930.00
Chas. Sisson, salary 8 + months.....	816.13
Wm. Brown, salary 12 months.....	1,200.00
R. H. Harris, salary 12 months.....	1,200.00
R. H. Bailey, salary 6 + months.....	650.00
J. R. Whittington, salary 6 + months.....	690.00
W. H. Wright, salary 1 + month.....	190.20
Chas. Preston, salary 3 + months.....	380.65
T. L. Payne, salary 3 months.....	300.00
Edw. Morris, salary 3 months.....	300.00
Ray Bailey, salary 2 months.....	200.00
Edw. Spurlock, salary 1 + month.....	180.64
M. P. Davis, salary 1 month.....	100.00
Geo. Angelo, salary 1 month.....	100.00
T. M. T. Davis, salary 1 month.....	100.00

Nathan Stewart, salary Part month . . . . .	29.97
Virginia Overstreet, salary part month . . . . .	16.67
W. C. Gum, salary part month . . . . .	15.15
A. Wright, salary part month . . . . .	23.44
<b>Total . . . . .</b>	<b>\$ 10,576.18</b>

## Recapitulation:

Salary of Chief Janitor . . . . .	\$ 1,800.00
Salary of Chief Engineer . . . . .	1,800.00
Salary of Night Engineer . . . . .	1,176.78
Salary of Watchmen . . . . .	2,396.68
Salary of Fireman . . . . .	1,183.25
Salary of Janitor and Messenger, Board of Control . . . . .	1,200.00
Salary of Caretaker, Capitol Grounds . . . . .	1,177.50
Salary of Elevatormen . . . . .	1,250.00
Salary of Charwomen . . . . .	960.00
Salary of Janitors . . . . .	10,576.18
<b>Grand Total . . . . .</b>	<b>\$ 23,520.39</b>

**TEMPORARY CAPITOL AND EQUIPMENT.**

150.—*Appropriation to Construct Temporary State Capitol Building and equip same, including furniture, rugs, file cases, typewriters, adding machines and other office equipment.*

## Material furnished by the following:

Kanawha Valley Lumber Co. . . . .	2,505.00
Charleston Lumber Co. . . . .	28,797.64
Morgan Lumber and Mfg. Co. . . . .	3,366.94
Kanawha Brick Co. . . . .	2,628.20
Pfaff and Smith . . . . .	1,378.72
Goshorn Hardware Co. . . . .	566.16
Baird Hardware Co. . . . .	293.70
Burlew Hardware Co. . . . .	1,101.76
Kanawha Manufacturing Co. . . . .	144.45
F. P. Swann Co., (Vault Doors) . . . . .	350.00
Coney and Sans (Iron Bars) . . . . .	51.88
Pittsburg Plate Glass Co. . . . .	4,725.00
J. M. Gates Sons Co. . . . .	176.10
Kanawha Drug Co. . . . .	412.23
James Welcher (Sewer) . . . . .	638.40
West Virginia Heating and Plumbing Co. . . . .	15,217.43
Whittemore Electric Co., (Lights) . . . . .	2,455.50
Coyle and Richardson (Shades) . . . . .	497.64
P. A. Donovan (Wiring) . . . . .	8,831.37
Nelson Transfer Co. (Freight and Hauling) . . . . .	193.79
J. W. Greybill (Hauling) . . . . .	1,096.67
Labor . . . . .	25,108.05
Police or Watchman . . . . .	865.00
D. Dick and Son, Phone . . . . .	13.18
Plumbing . . . . .	36.00
Glass and Glazing . . . . .	201.55
Freight and Hauling . . . . .	13.33
Signs . . . . .	16.00
Lime . . . . .	212.75
Metal repairs . . . . .	2.55
Sundry Supplies . . . . .	139.60
Commission, 2 ½ per cent. . . . .	2,589.42
<b>Total building, \$104,626.01</b>	
P. A. Donovan, Ventilating . . . . .	875.00
W. H. McDowell, Lettering . . . . .	597.96
Noyes Thomas & Co., Linoleum . . . . .	1,807.87

Capitol City Floral Co., Shrubbery.....	960.63
O. J. Childs, Fire Extinguishers.....	121.80
A. L. Gibson, Sewer Repairs.....	225.40
D. Diek and Son, Trash Box and Flag Pole.....	47.35
Directory for building.....	28.25
In department of Schools.....	23.25
In Armory.....	158.57
General in New Building.....	36.08
Total building and sundries, \$109,508.17	
Art Metal Construction Co.....	6,177.82
American Multigraph Sales Co.....	1,673.00
American Railway Express Co.....	11.81
Addressograph Company.....	1,187.45
Abbott Laboratories.....	17.61
All Steel Scale Co.....	155.00
Alexander and Eger.....	239.01
Abney-Barnes Company.....	36.40
American Book Company.....	3.22
Baker Company, H. O.....	502.00
Burroughs Adding Machine Co.....	582.00
Charleston Glass and Jobbing House.....	35.00
Charleston Industrial Corporation.....	30.00
Charleston Lumber Company.....	384.50
Charleston Electric Supply Co.....	78.98
Charleston Store Equipment Co.....	165.00
Central Scientific Co.....	23.13
Crocker Chair Co.....	74.00
Coffey, C. I.....	5.91
Donnally, W. B.....	107.26
Diem and Wing.....	5.16
Duplicating Machine Co.....	288.70
Everready Manufacturing Co.....	48.68
Eskew, Smith and Cannon.....	53.20
Elliott Co., B. K.....	278.79
Grossman and Company.....	130.00
Goodhue, J. K.....	233.00
Ginn and Company.....	10.48
Jones, Deacon M.....	238.00
Johnson Watson Company.....	90.59
Lawyers Co-operative Pub. Co.....	375.50
Library Bureau.....	26.71
Library of Congress.....	7.55
Lippincott, J. B.....	11.74
Laird Office Equipment Co.....	823.25
Lowe Sales Co.....	52.50
Mathews Storage and Transfer Co.....	346.70
Mathews Printing House.....	17.50
Marchant Calculating Machine Co.....	350.00
Moore, S. S. and Company.....	9,137.24
McMillan Company.....	61.34
Michie Company.....	180.75
Nelson Transfer Company.....	513.94
Noyes Thomas Company.....	6,610.19
Pugh Furniture Company.....	4,555.83
Poor Publishing Company.....	60.00
Photostat Corporation.....	910.00
Remington Typewriter Company.....	930.10
Royal Typewriter Company.....	1,359.40
Reyburn Manufacturing Company.....	224.00
Realway Furniture Company.....	40.00
Swan Co., F. P.....	29,754.50
Steckert, J. E.....	59.00
Safe Cabinet Company.....	5,862.98

Salt Lake Stamp Co. ....	219.60
Sparkes, John W. ....	90.00
Sundstrand Adding Machine Co. ....	225.00
Simpson Printing Co., J. M. ....	100.32
Spencer Lens Co. ....	1.92
Toledo Scales Company. ....	435.00
Thomas Co., A. H. ....	209.54
Universal Drafting Machine Co. ....	124.75
Underwood Typewriter Co. ....	1,034.90
Virginia Electric Machine Works. ....	2,585.00
Van Nostrand, D. ....	5.04
Wales Adding Machine Co. ....	803.45
Woodrum Home Outfitting Co. ....	1,364.18
Whittal Tatum Company. ....	12.71
Williams and Watkins. ....	34.00
Willson, H. W. ....	22.35
Wiley and Son, John, ....	6.50
Yawman and Erbe. ....	2,066.63
Young, Cal F. ....	6,318.05
Total Furniture, \$90,795.36	

Total. ....	\$ 200,303.53
Less 1 Electric Fan Sold. ....	23.50

Grand Total. .... \$ 200,280.03

The following is the classification of furniture and equipment for the temporary Capitol Building:

133 Desks. ....	\$ 14,396.99
47 Tables. ....	2,161.54
436 Chairs. ....	13,819.76
180 Legal and Letter files. ....	11,661.95
13 Card files. ....	467.13
1 Document file. ....	140.00
40 Cupboards or Wardrobes. ....	2,176.39
58 Book Cases. ....	4,387.14
72 Costumers. ....	712.93
38 Typewriters. ....	3,341.50
6 Adding Machines. ....	2,136.95
3 Mimeographs. ....	629.65
16 Metal Safes. ....	8,115.98
2 Multigraph Machines. ....	1,673.00
1 "Ditto" Machine. ....	288.70
2 Addressographs and equipment. ....	489.31
4 Scales. ....	590.00
24 Waste Baskets. ....	126.62
2 Hall Racks. ....	90.00
1 Photo Stat Machine. ....	910.00
7 Stands. ....	72.00
110 Electric Fans. ....	2,585.00
1 Stencil Machine and Cabinet. ....	674.81
7 Couches. ....	1,025.50
18 Glass Tops for Desks. ....	810.00
Indexes and Folders. ....	977.77
Office Supplies. ....	3,012.32
Laboratory equipment. ....	326.28
Rugs and Carpets. ....	8,540.02
Books. ....	1,305.71
Cattle Tags and Virus. ....	237.21
Fertilizer Tags. ....	241.50
Engineer Supplies (P. S. Com.) ....	519.54
Trucks for File Cases. ....	333.00

Special Case.....	122.50
Freight, Drayage and Express.....	1,696.66
<b>Total Equipment.....</b>	<b>90,795.36</b>
Less 1 Fan sold.....	23.50
<b>Total.....</b>	<b>\$ 90,771.86</b>

**PUBLISHING LIST OF DELINQUENT CORPORATIONS.**

<i>151.—Appropriation for Publishing List of Delinquent Corporations.</i>	
Charleston Mail.....	\$ 107.20

**KEEPER OF ROLLS.**

<i>152.—Appropriation to Pay the Salary of the Keeper of Rolls.</i>	
C. L. Topping, July 1 to Dec. 31, 1920.....	\$ 150.00
M. S. Hodges, Jan. 1 to June 30, 1921.....	150.00
<b>Total.....</b>	<b>\$ 300.00</b>

**HAND BOOK, MANUAL AND REGISTER.**

<i>153.—Appropriation for West Virginia Legislative Hand Book and Manual and Official Register.</i>	
Jno. T. Harris, editing, compiling and publishing.....	\$ 8,000.00

**VIRGINIA DEBT AND INAUGURATION EXPENSE.**

<i>154.—Appropriation for Virginia Debt Expenses.</i>	
Mrs. J. S. Darst, clipping coupons.....	\$ 15.00
J. L. Ramsey, services.....	50.00
Continental Insurance Co., Postage and Insurance.....	7.06
The Equitable Trust Co., Commission, Postage and Ins..	47.03
Hardy-Dana & Co., Commission, Postage and Insurance.	256.67
Telegraph.....	52.17
E. A. Dover, Transportation.....	76.09
Hotel and Meals.....	50.50
Transfer to Sinking Fund to cover expenditures paid out of said fund which should have been paid out of this appropriation.....	1,617.97
<b>Total.....</b>	<b>\$ 2,172.49</b>

<i>155.—Appropriation to pay Inauguration Expense.</i>	
G. A. Trohan, Co. Decorating Armory.....	\$ 1,015.00
H. H. Seay, Supervision of Decorations.....	200.00
Supplies for Decorations.....	34.60
Mason-Dixon Seven, Music.....	315.00
Harry Bekenstein, Music.....	575.00
Y. W. C. A., Refreshments.....	731.24
Charleston Mail, Advertising.....	2.25
N. B. Gardner, services.....	10.00
Cloak Room Attendants, 10 persons.....	45.00
<b>Total.....</b>	<b>\$ 2,928.09</b>

**BOARD OF PUBLIC WORKS.**

<i>156.—Appropriation to Pay the Expense of Suits account Oil and Gas Transportation Tax Law.</i>	
W. G. Mathews, Legal Services.....	\$ 5,000.00
Expense.....	54.82
F. O. Blue, Legal Services.....	5,000.00
Expense.....	68.49
S. B. Avis, Legal Services.....	7,500.00
<b>Total.....</b>	<b>\$ 17,623.31</b>

157.—*Appropriation to Pay the Expense of defending suit Ohio and Pa. vs. W. Va. Gas Litigation.*

Margaret Williams, clerical work.....	\$	75.00
H. E. Nease, expert services.....		300.00
R. E. Sherwood, Stenographic services.....		1,151.45
J. R. Shaugnessy, Stenographic services.....		109.80
Chester F. Johnson, Court Reporter, Transcript of testimony.....		1,211.60
Armstrong and Okey, Transcript.....		148.00
D. B. Reger, Services, Geologist.....		175.00
Step toe and Johnson, Expenses.....		939.86
Copy of Opinion.....		9.45
Philip P. Steptoe, Legal Services.....		5,000.00
Expense.....		420.08
Geo. M. Hoffeimer, Legal Services.....		5,000.00
Expense.....		533.18
W. S. John, Legal Services.....		3,750.00
Expense.....		529.90
F. O. Blue, Legal Services.....		3,750.00
Expense.....		459.68
C. E. Krebs, Services as expert witness.....		2,503.95
Total.....	\$	26,066.95

Wherever a part of the same class of expenditure is paid out of "State Fund, General Revenue," and a part out of "State Fund, Special Revenue," the total amount is included in above General Revenue classification.

Amount of above paid out of Special Revenue.....	\$	2,683.91
Amount of above paid out of General Revenue.....		23,383.04
Total.....	\$	26,066.95

**PRINTING, BINDING AND STATIONERY.**

158.—*Appropriation for Printing, Binding and Stationery.*

Stationery and Supplies:

Abney-Barnes Company:		
Special cotton.....	\$	137.79
Cords for Binders, Journals and Bills.....		14.40
American Railway Express:		
Freight.....		381.19
Alling Corey Co.:		
Hammermill Bond.....		9,256.00
Certificate Bond.....		7,016.37
Woronoca Bond.....		547.54
Granite Cover.....		156.83
R. R. Manilla.....		260.00
Post Cards.....		167.50
Tags.....		171.06
Hammermill Cover.....		451.79
Buckeye Cover.....		14.33
Rhoda Cover.....		88.10
Parsons Ledger.....		3,721.83
Warren's Superfine.....		392.00
Warren's Parchment.....		328.51
Cumberland M. F. Book.....		11,885.17
Cumberland Coated Book.....		972.00
Warren's Old Style Book.....		460.11
Warren's M. F. Book.....		4,537.27
Manifold paper.....		150.00
Envelopes No. 6 3-4.....		841.00

Envelopes No. 9 .....	289.42
Envelopes No. 10 .....	1,338.53
Envelopes No. 12 .....	246.64
Envelopes 6 x 11 .....	93.36
Envelopes 11 1/2 x 14 1/2 .....	47.59
Paste .....	19.12
Less discount \$538.94 freight 420.76	
Net Total—\$42,492.37	
American News Co:	
Daters \$28.00, Sponges \$1.50 .....	\$ 29.50
Arter Paint and Glass Co.:	
Turpentine .....	.75
American Multigraph Sales Co.:	
Ribbon .....	5.06
Addressograph Press.:	
Manilla Blanks .....	40.00
Andrew Paper Co., The R. P.	
M. F. Book paper .....	21,146.16
Minerco Bond .....	772.90
Persian Bond .....	2,132.10
Plain Bond .....	1,462.16
Hammermill Bond .....	2,198.88
Arlington Bond .....	438.70
Certificate Bond .....	583.48
Hammermill Safety .....	56.66
Hammermill Ledger .....	127.22
Defender Ledger .....	478.16
Hammermill Cover .....	477.94
Granite Cover .....	79.00
Bristol Board .....	198.50
Eastern Tag .....	155.40
Post Card .....	353.76
Onion Skin .....	254.36
Blotter paper .....	91.00
Strathmore T. W. paper .....	296.00
Typewriter paper .....	165.00
Manuscript Covers .....	17.64
Mimeograph paper .....	102.00
Cloth lined envelopes .....	192.49
Envelopes No. 9 .....	239.36
Envelopes No. 12 .....	114.40
Envelopes No. 11 .....	79.00
Envelopes 6 1/2 x 9 1/2 .....	538.78
Envelopes 7 x 10 .....	1,016.32
Envelopes 9 x 12 .....	317.50
Envelopes 9 x 15 .....	483.27
Pads 3 x 6 + .....	69.00
Pads 4 1/2 x 6 7-8 .....	60.00
Pads 8 1/2 x 14 .....	132.00
Pads 6 3/4 x 11 1/2 .....	141.44
Stenographers Note Books .....	97.50
Total .....	\$ 35,068.08
Brandon Printing Co.:	
Insurance Blanks and Statements .....	1,075.20
Bond, Rider, Jackson Co.:	
Wrapping paper \$136.72, Twine \$275.43 .....	412.15
Burlew Hardware Co.:	
Scissors .....	98.25
Buxton and Skinner:	
Letter heads and envelopes .....	144.57
Pardon Blanks .....	145.33
Total .....	\$ 289.90

Charleston Engraving Co.:		
Fac-simile Signatures.....		15.00
Charleston Mail:		
Advertising proposals for bids.....		12.50
Clarksburg Telegram:		
Advertising proposals for bids.....		11.77
Canton Engraving and Electrotype Co.:		
Half Tones.....		446.43
Courier Journal Printing Co.:		
Letter heads and envelopes.....		545.69
Pardon Attorney Requisitions.....		140.00
Total.....	\$	685.69
Central Ohio Paper Co.:		
Certificate Bond.....	\$	262.52
Hammermill Bond.....		2,914.03
Cranes Bond.....		507.74
Int. Bond.....		855.00
Buckeye Ledger.....		183.33
Onion Skin.....		18.00
Hammermill Safety.....		666.49
Wrapping paper.....		314.22
Peerless Tag.....		157.00
Tag Board.....		51.74
Bristol Board.....		155.89
Corrugated Board.....		47.00
Envelopes 6 $\frac{3}{4}$ .....		7.93
Envelopes 10.....		193.01
Envelopes 3 $\frac{3}{4}$ x 5 $\frac{1}{8}$ .....		5.99
Envelopes 5 $\frac{1}{2}$ x 12.....		14.22
Envelopes 6 $\frac{1}{2}$ x 9 $\frac{1}{2}$ .....		158.21
Envelopes 6 $\frac{3}{4}$ x 8.....		43.75
Envelopes 7 x 10.....	1,802.81	
Envelopes 7 $\frac{1}{2}$ x 10 $\frac{1}{2}$ .....		63.50
Envelopes 8 $\frac{1}{2}$ x 11.....		206.80
Envelopes 9 x 12.....		100.00
Cutter.....		10.25
Wrapper.....		25.88
Total.....	\$	8,765.31
Coffey Book Store, C. I.:		
Waste baskets.....		44.10
Letter Files.....		23.40
Note Books.....		49.50
Steel Erasers.....		3.00
Bank Pins.....		15.30
Ink Wells.....		9.50
Rubber Erasers.....		15.00
Rulers.....		3.30
Pen Points.....		30.20
Blotters.....		2.00
Stamp Pads.....		23.30
Sheet Holder.....		3.15
Gold Seals.....		3.50
Expanding Envelopes.....		.50
Guides.....		3.35
Letter Trays.....		28.22
Dater.....		11.85
Pen Holders.....		9.00
Pencils.....		29.44
Pen Racks.....		9.82
Scratch Pads.....		29.70
Postal Scales.....		5.00
Record Books.....		59.80
Paper Fasteners.....		45.50



Fiber Stock Cases.....	10.24
Paste.....	10.20
Ink.....	.90
Wire Trays.....	6.12
Rubber Bands.....	1.06
Fountain Pen.....	6.55
Less Discount \$57.05	
Total..... \$	435.45
<b>Eskey Smith and Cannon:</b>	
Ink.....	7.00
<b>Frankenberg Bros.:</b>	
Mailing Tubes.....	132.01
<b>Huntington Herald Dispatch:</b>	
Advertising for proposals.....	12.66
<b>Intelligencer Publishing Co.:</b>	
Advertising for proposals.....	15.00
<b>Johnson and Watson Co.:</b>	
Gem Clips.....	181.00
Paper pads.....	127.32
Total..... \$	308.32
<b>Laird Office Equipment Co.:</b>	
Typewriter Ribbons.....	572.00
Letter Openers.....	6.00
Twirlers.....	1.50
Total..... \$	579.50
<b>Lowenstein and Sons.:</b>	
Shears.....	15.00
Night Latch.....	2.50
Tools.....	15.75
Total..... \$	33.07
<b>Mathews Storage and Transfer Co.:</b>	
Storage Apl. 21, 1920 to Apl. 20, 1921.....	1,551.25
Freight and Drayage.....	2,924.50
Twine.....	12.50
Total..... \$	4,488.25
<b>Moore, S. S. Co.:</b>	
Paper Baskets.....	114.51
Sponge Cups.....	28.58
Pin Trays.....	3.20
Ink Wells.....	6.20
Paste.....	3.80
Folders.....	2.96
Envelopes.....	51.23
Sponges.....	2.40
Eyelets.....	10.46
Scrap Books.....	10.50
Drinking Cups.....	2.75
Gold Seals.....	4.25
Second Sheets.....	11.20
Shears.....	11.25
Desk Pads.....	31.60
Blank Books.....	45.70
Journal paper.....	4.00
Legal Tablets.....	11.25
Pencils.....	596.00
Pads.....	7.20
Ink.....	.25
Punches.....	16.80
Blotters.....	19.52
Paper Clips.....	19.60
Paper Fasteners.....	16.85
Pencil Sharpeners.....	14.00
Staples.....	2.50

Paper Weights.....	2.40
Note Books.....	8.20
Pen Points.....	5.25
Red Tape.....	4.20
Keys.....	2.22
<b>Total.....</b>	<b>\$ 1,070.83</b>
McCloskey Co., A. W.:	
Security Staples.....	12.00
Rulers.....	22.78
O. B. Clips.....	13.76
B. & A. Files.....	19.60
Perforators.....	4.00
Pin Cups.....	11.20
Security Hand Fasteners.....	33.60
Pencils No. 210.....	33.12
Gold Seals.....	8.13
<b>Total.....</b>	<b>\$ 158.19</b>
Nelson Transfer Co.:	
Freight and Drayage.....	9.41
Noyes, Thomas & Co.:	
Brown Cotton.....	149.53
Ribbons.....	6.60
<b>Total.....</b>	<b>\$ 156.13</b>
Renington Typewriter Co.:	
Carbon paper.....	889.39
Typewriter ribbons.....	41.25
Brushes.....	9.00
Erasers.....	3.00
Oil.....	5.40
Oil Cans.....	1.80
<b>Total.....</b>	<b>949.84</b>
Stanage Co., W. H.:	
Waste Baskets.....	126.00
Ink Stand.....	54.00
Pin holders.....	32.00
Clips.....	87.20
<b>Total.....</b>	<b>299.20</b>
Standard Printing Co.:	
Daters.....	13.54
Gold Seals.....	28.89
<b>Total.....</b>	<b>42.43</b>
Swan, Frank P.:	
Ink Wells.....	394.70
Gem Clips.....	50.00
Adder paper.....	78.42
Erasers.....	30.22
Daters.....	12.00
Letter Openers.....	7.20
Gold Seals.....	12.00
Pins.....	18.80
Letter Heads and Envelopes.....	750.00
Folders.....	12.50
Triumph Punches.....	28.95
Blotter Pads.....	54.00
<b>Total.....</b>	<b>\$ 1,448.79</b>
Tranzo Envelope Co.:	
Envelopes.....	193.10
Vickers, J. H.:	
Repairs to Truck.....	1.50
White, J. B.:	
Rent of Storage-room.....	1,075.00
Whittaker Paper Co.:	
Nibroc Board.....	146.88

Wigder Mfg. Co.:		
Steel Erasers.....		25.48
Willsons Sons Co., R. D.:		
Hammermill Bond.....		454.60
Pinnick Bond.....		468.00
Clasp Envelopes.....		61.57
Total.....	\$	984.17
Winnie and Son, Frank W.:		
Cotton Twine.....		112.09
Wheeling News Lithograph Co.:		
Notary Commission.....		187.00
Charters.....		320.00
Certificates.....		102.00
Total.....	\$	609.00
Young, Cal F.:		
Letter Heads and Envelopes.....	\$	8,333.32
Mimeograph Paper.....		152.09
Carbon Paper.....		201.64
Minerco Bond.....		165.05
Interstate Bond.....		117.60
Yellow Sheets 8½ x 11.....		96.50
Onion Skin Paper.....		91.80
Inauguration Program and Invitations.....		2,366.74
Envelopes and Cards.....		53.91
Manilla Pads.....		332.15
White Pads.....		401.19
Board Guides.....		43.96
Letter Guides.....		202.50
Folders.....		338.10
Manuscript Covers.....		30.00
Fiber Wallets.....		140.00
Expansion Envelopes.....		108.50
Manilla Envelopes 4½ x 9.....		25.00
Expansion Wallets.....		13.50
Index and Binders.....		75.57
Congressional Binders.....		1,181.05
Letter Files.....		82.54
Letter Openers.....		4.56
Scrap Book.....		1.25
Daters.....		7.40
Stamp Pads.....		68.60
Rubber Bands.....		146.58
Pen Points, Hunt's.....		32.50
Pen Points, Esterbrook's.....		114.25
Pen Points, Solomon.....		91.50
Pen Points, DeHaan.....		125.00
Pen Points, Assorted.....		15.60
Pencils, Eldorado.....		225.00
Pencils, Assorted.....		266.05
Pencils, No. 300.....		49.00
Pencils, Stenographers.....		24.75
Ink.....		648.32
Glue.....		18.24
Paste.....		212.33
Signet Oil.....		2.06
Ink Wells.....		137.40
Pins, Bankers.....		60.08
Gem Clips.....		33.33
Pencil Sharpeners.....		36.00
Pin Staples.....		9.00
Eyelets.....		23.72
Scissors.....		286.60
Triumph Punch.....		28.00

Clips, L. E. B.....	8.40
Thumb Tacks.....	1.20
Fasteners, R. H.....	14.00
Pen Holders.....	101.92
Erasers.....	59.13
Typewriter ribbons.....	3.63
Desk Trays.....	14.05
Desk Pads.....	57.60
Total.....	\$ 17,479.76

**TRIBUNE PRINTING CO.—P. P.**

**Printing:**

Composition, Old Contract.....	\$ 4,604.63
Composition, New Contract.....	13,477.57
Tokens, Old Contract.....	8,009.32
Takens, New Contract.....	17,780.00
Quires, Old Contract.....	7,870.82
Quires, New Contract, 2 cents.....	1,377.06
Quires, New Contract, 7 cents.....	1,188.91
Correcting H. and S. J. and B., Old Contract.....	136.40
Correcting H. and S., J. and B., New Contract.....	3,538.00
Letter Heads, Old Contract.....	99.00
Letter Heads, New Contract.....	228.25
Envelopes, Old Contract.....	193.75
Envelopes, New Contract.....	337.35
Commercial, Old Contract.....	1,382.73
Commercial, New Contract.....	1,751.90
File Jackets, Old Contract.....	66.00
File Jackets, New Contract.....	44.00
Cuts and Halftones, Old Contract.....	98.40
Stock Furnished, Old Contract.....	469.93
Stock Furnished, New Contract.....	466.27
Time and Changes, Old Contract.....	298.00
Time and Changes, New Contract.....	8.50
Red Ink, Old Contract.....	7.75
Red Ink, New Contract.....	8.75
Double Time, New Contract.....	113.30
Sunday Time, New Contract.....	120.96
Total Printing.....	\$ 63,677.55

**Binding:**

Folding only, Old Contract.....	\$ 211.13
Folding only, New Contract.....	1,014.33
Stitching only, Old Contract.....	1.51
Stitching only, New Contract.....	356.93
Folding and Stitching, Old Contract.....	1,406.31
Folding and Stitching, New Contract.....	5,695.28
Folding and Sewing, Old Contract.....	2,741.68
Folding and Sewing, New Contract.....	26.00
Pamphlet binding, Old Contract.....	206.09
Pamphlet binding, New Contract.....	173.96
Cloth, Gold back or side, Old Contract.....	330.00
Cloth, Gold back and side, Old Contract.....	3,255.00
Colth, Gold back and side, New Contract.....	500.00
Buckram, Old Contract.....	67.50
Buckram, Gold Side, Old Contract.....	9.24
Buckram, Gold side and back, Old Contract.....	50.00
Buckram, Gold side and back, New Contract.....	1.80
Flexible Leather, Old Contract.....	80.00
Flexible Leather, New Contract.....	227.50
Blank Book, Old Contract.....	340.00
Blank Book, New Contract.....	316.00
Audits (county and municipal), Old Contract.....	81.00
Audits (county and municipal), New Contract.....	66.45
Commercial, Old Contract.....	3,761.54
Commercial, New Contract.....	600.84

Checkbook, Old Contract.....	783.90
Checkbook, New Contract.....	550.25
Personal Property book, Old Contract.....	3,515.00
Personal Property book, New Contract.....	320.00
Assessor's book, Old Contract.....	864.00
Assessor's book, New Contract.....	50.00
Requisition book, Old Contract.....	31.85
Requisition book, New Contract.....	3.00
Extra for Gold design (Board of Control) Old Contract.....	240.00
Capitation Tickets, Old Contract.....	878.80
Padding, Old Contract.....	52.20
Padding, New Contract.....	188.17
Ruling, Old Contract.....	5,039.38
Ruling, New Contract.....	712.65
Perforating, Old Contract.....	417.13
Perforating, New Contract.....	222.12
Punching, Old Contract.....	82.85
Punching, New Contract.....	789.94
Gathering, Old Contract.....	76.48
Gathering, New Contract.....	227.89
Numbering, Old Contract.....	773.87
Numbering, New Contract.....	13.30
Cutting, Old Contract.....	23.60
Cutting, New Contract.....	4.45
Tabbing, New Contract.....	102.50
Round Corners, New Contract.....	24.00
Binders, Old Contract.....	24.00
Indexes, Old Contract.....	27.56
Indexes, New Contract.....	43.50
Wrapping, Old Contract.....	1,029.60
Errors in Addition, Old Contract.....	19.00
Total, Binding.....	\$ 38,651.08

**Recapitulation:**

Stationery and Supplies.....	\$ 120,754.40
Printing.....	63,677.55
Binding.....	38,651.08
Total.....	\$ 223,083.03

Less amount refunded by departments whose printing and binding is chargeable to said departments and treated as a disbursement in their expenditures..... 26,431.43

Net Total..... \$ 196,651.60

**Classification of the above payments for Printing, Binding and Stationery by principal items:**

<b>Stationery and Supplies:</b>	
Book Paper.....	\$ 39,273.16
Bond Paper.....	30,152.62
Ledger Paper.....	4,199.99
Cover and Tag.....	2,423.35
Envelopes.....	9,070.68
Letter Heads and Envelopes.....	9,772.58
Typewriter ribbons and Carbon paper.....	1,719.57
Rent and Storage.....	2,626.25
Freight, Drayage and Express.....	2,933.91
Insurance Blanks.....	1,075.20
Inauguration programs and invitations.....	2,366.74
Legislative Binders.....	1,181.05
Tablets and pads.....	692.06
Pens, Pencils and Penholders.....	1,787.13

Glue, Paste, Ink and Wells.....	854.17
Sundry Supplies.....	11,585.64
Printing.....	63,677.55
Binding.....	38,651.08
<b>Total.....</b>	<b>\$ 224,042.73</b>
Less freight and discount.....	959.70
Less Refunds to appropriations.....	26,431.43
<b>Net Total.....</b>	<b>\$ 196,651.60</b>

**WEST VIRGINIA LEGISLATURE.***159.—Appropriation to pay the per diem of the Members of the House of Delegates.  
(Second Extraordinary, 1920)*

Second Extra Session 4 days.....		
Compensation each member 4 days.....	\$	16.00
Compensation of 93 members.....	\$	1,488.00
Additional compensation for Speaker.....		8.00
<b>Total.....</b>	<b>\$</b>	<b>1,496.00</b>

Less the following not drawn:

Anderson, Calhoun, Clements, Cosner, Cox, John, Miller, Perrin and Shaw.....	144.00
--	--------

<b>Net Total.....</b>	<b>\$</b>	<b>1,352.00</b>
-----------------------	-----------	-----------------

*160.—Appropriation for Mileage of the House of Delegates for the Second Extraordinary Session of the Legislature, 1920.*

Name	County		
Arlie F. Shomo.....	Barbour.....	\$	61.00
Roy C. Grove.....	Berkeley.....		95.20
E. E. Coon.....	Boone.....		10.00
J. W. Cosner.....	Braxton.....		
L. T. Harvey.....	Braxton.....		17.60
Thos. J. Mahan.....	Brooke.....		57.20
Nick Houvouras.....	Cabell.....		10.40
O. W. Fitch.....	Cabell.....		10.40
R. F. Brammer.....	Cabell.....		12.40
T. S. Neale.....	Cabell.....		10.40
Kenna Lester.....	Calhoun.....		28.80
P. M. Summers.....	Clay.....		10.20
Geo. C. Howard.....	Doddridge.....		39.40
John V. Coleman.....	Fayette.....		7 00
G. T. Banister.....	Fayette.....		15.00
G. R. Blizzard.....	Fayette.....		11.00
J. M. McVey.....	Fayette.....		12.00
F. N. Hays.....	Gilmer.....		61.60
G. S. VanMeter.....	Grant.....		82.20
A. B. C. Bray.....	Greenbrier.....		26.20
J. S. Thurmond.....	Greenbrier.....		23.80
J. S. Kuyjendall.....	Hampshire.....		101.80
J. W. Moulds.....	Hancock.....		58.60
G. W. McCauley.....	Hardy.....		80.00
John W. Fortney.....	Harrison.....		53.20
Walter M. Morris.....	Harrison.....		52.80
William E. Starcher.....	Harrison.....		51.00
Geo. W. Sturm.....	Harrison.....		52.40
M. L. Rankin.....	Jackson.....		21.00
J. L. Wolfe.....	Jackson.....		21.00
M. O. Ross.....	Jefferson.....		91.20

James Q. Musser	Lewis	54.20
John S. Pridemore	Lincoln	18.00
Robert Bland	Logan	25.00
Albert J. Kern	Marion	50.70
M. F. Hamilton	Marion	65.20
Everett F. Moore	Marshall	51.80
Geo. W. Byrnes	Marshall	51.80
S. L. Parsons	Mason	11.20
G. W. McDermitt	Mason	18.60
A. F. Wysong	Mercer	50.00
M. H. Pedigo	Mercer	57.60
W. R. Godfrey	Mercer	60.80
K. H. Stover	Mineral	68.00
Rice Thomas	Mingo	28.80
Frank M. Brand	Monongalia	56.00
E. L. Spangjer	Monroe	29.00
C. C. Hale	McDowell	41.20
W. J. McClaren	McDowell	38.80
H. J. Capehart	McDowell	52.20
Jettes Mollohan	Nicholas	13.80
W. T. Otto	Ohio	53.20
H. C. Richards	Ohio	53.20
Harry A. Weiss	Ohio	53.20
S. A. Williams	Ohio	53.20
Joe Williams	Pleasants	33.20
H. Blackhurst	Pocahontas	43.00
E. V. Fortney	Preston	57.80
C. W. Taylor	Putnam	5.00
W. H. Cunningham	Raleigh	18.00
E. C. Scott	Raleigh	18.00
Jas. G. O'Connor	Randolph	35.20
James Coberly	Randolph	35.20
B. R. Twyman	Ritchie	33.20
A. M. Hersman	Roane	28.20
G. T. Sarver	Roane	29.00
J. H. Hobbs	Summers	20.00
L. D. Vaughan	Taylor	57.60
D. E. Cuppett	Tucker	42.20
Frank R. Hiskman	Tyler	45.60
John B. Hilleary	Upshur	50.60
Chas. G. Peck	Wayne	12.40
W. K. Ferguson	Wayne	20.00
J. A. Neal	Webster	30.40
Septimus Hall	Wetzel	40.80
L. E. Lantz	Wetzel	45.50
W. T. Cox	Wirt	
P. L. Jones	Wood	28.20
W. L. McPherson	Wood	29.80
J. J. Swisher	Wood	28.20
D. D. Moran	Wyoming	18.00
<b>Total</b>		<b>\$ 3,045.40</b>

161.—Appropriation to pay per diem of Officers and Attaches of the House of Delegates and Contingent Fund of the House of Delegates, Second Extraordinary Sessions 1920.

C. L. Topping, Clerk:		
Twenty seven days	\$	405.00
Extension for Assistant Clerk		80.00
Extension for Assistant Clerk or Stenographer		80.00
Extension for 3 clerks 15 days each		360.00
J. C. Hamilton, Desk Clerk:		
Four days		40.00

Extension.....	120.00
Mileage.....	10.00
M. J. Malamphy, Jr., Desk Clerk:	
Four days.....	40.00
Extension.....	120.00
Mileage.....	60.20
Virgil Frizzell, Reading Clerk:	
Four Days.....	32.00
Ella Hamilton, Printing Clerk:	
Four days.....	32.00
Alfred Francis, Printing Clerk:	
Four days.....	32.00
Jack Dawson, Printing Clerk:	
Four days.....	32.00
Homer Jarrett, Printing Clerk:	
Four days.....	32.00
LeRoy Clemons, Supervisor of Printing:	
Fifteen days (one-half composition).....	90.00
John Sutherland, Assistant Clerk:	
Four days.....	32.00
F. R. Miller, Bill Record Clerk:	
Four days.....	32.00
H. S. Stone, Bill Record Clerk:	
Four days.....	32.00
Marie Ford, Assistant Clerk:	
Four days.....	32.00
Ralph Liggett, Assistant Clerk:	
Four days.....	32.00
Fannie Zimmerman, Stenographer:	
Four days.....	24.00
Gertrude Cantrell, Stenographer:	
Four days.....	24.00
Ada Robinson, Stenographer:	
Four days.....	24.00
C. F. Tyler, Stenographer:	
Four days.....	24.00
Clarence Peters, Stenographer:	
Four days.....	24.00
Nora Kubach, Stenographer:	
Four days.....	32.00
Carrie Hood, Stenographer to Speaker:	
Four days.....	32.00
Extension.....	80.00
Mileage.....	21.00
Elfreda Moore, Stenographer to Sgt. at Arms:	
Four days.....	24.00
W. H. C. Curtis, Sergeant at Arms:	
Four days.....	28.00
Extension.....	70.00
Mileage.....	53.20
F. M. Kerns, Asst. Sgt. at Arms:	
Four days.....	28.00
Extension.....	21.00
Mileage.....	23.12
Tom Johnson, Cloak Room:	
Four days.....	20.00
Mileage.....	2.70
Frank Johnson, Cloak Room:	
Four days.....	20.00
Mileage.....	5.00
Sam Woods, Cloak Room:	
Four days.....	20.00
Mileage.....	35.00



Henry Burks, Cloak Room:	
Four days.....	20.00
Robt. Thornton, Cloak Room:	
Four days.....	20.00
Mileage.....	21.20
J. H. Harrison, Toilet Room:	
Four days.....	20.00
Geo. Wooding, Toilet Room:	
Four days.....	20.00
Louis Schaffer, Watchman:	
Four days.....	20.00
T. W. Parsons, Watchman:	
Four days.....	20.00
Henry Walker, Gallery Doorkeeper:	
Four days.....	20.00
P. H. Raridan, Assistant Doorkeeper:	
Four days.....	20.00
Mileage.....	8.00
E. J. McGee, Assistant Doorkeeper:	
Four days.....	20.00
Bertha Conley, Rest Room:	
Four days.....	16.00
Lizzie Scruggs, Charwomen:	
Four days.....	16.00
J. H. Goshorn, Journal Page:	
Four days.....	24.00
Keith Seaton, Journal Page:	
Four days.....	24.00
Geo. Whiteman, Journal Page:	
Four days.....	24.00
Holly Middlehoff, Journal Page:	
Four days.....	24.00
Carl Salisbury, Floor Page:	
Four days.....	12.00
Aulene Wolfe, M. and B. Page	
Four days.....	16.00
J. A. McWhorter, Floor Page.	
Four days.....	12.00
Sam Gilliland, Floor Page:	
Four days.....	12.00
Harold Holms, Floor Page:	
Four days.....	12.00
Leo Gress, Floor Page:	
Four days.....	12.00
W. E. Paxton, Floor Page:	
Four days.....	12.00
Chas. Wood Jr., Page to Clerk:	
Four days.....	16.00
J. L. Wolfe, Speaker:	
Extension.....	60.00
Total.....	\$ 2,861.42

## WEST VIRGINIA STATE LEGISLATURE.

## State Senate

162.—Appropriation to pay the per diem of the members of the State Senate.

(Second Extraordinary Session 1920)

Compensation, each member, 4 days.....	\$ 16.00	
Compensation, 28 members.....		\$ 448.00
Additional for President, \$2.00 per day..		8.00
Total.....	\$	456.00

163.—*Appropriation for Mileage of the State Senate for the Second Extraordinary Session, 1920.*

Arnold, Gohen C.....	\$	60.00
Block, Jesse A.....		47.60
Burgess, W. F.....		45.40
Burr, Milton.....		90.20
Chapman, Floyd S.....		10.00
Coalter, C. C.....		20.00
Cobun, S. L.....		60.00
Dodson, Raymond.....		27.20
Duty, M. K.....		35.80
Fox, Fred L.....		19.60
Frazier, J. E.....		7.00
Gribble, Wallace B.....		37.80
Harman, Geo. B.....		83.40
Harmer, Harvey W.....		43.40
Hough, Elmer.....		50.20
Hunter, Carl H.....		
Johnson, Herman G.....		35.00
Kump, G. K.....		101.80
Lewis, Joseph S.....		12.00
Luther, J. W.....		40.20
Montgomery, A. R.....		
Morton, Eskridge H.....		33.40
Poling, William L.....		11.60
Saunders, Joseph M.....		47.40
Sinsell, Chas. A. (President).....		55.00
Staats, Edgar R.....		28.00
Stewart, Edgar B.....		60.20
Vencill, H. G.....		10.00
York, William.....		28.80
Total.....	\$	1,101.00

164.—*Appropriations to pay per diem of Officers and Attaches and Contingent Expenses of the State Senate, Second Extraordinary Session, 1920.*

John T. Harris, Clerk:		
Twenty seven days.....	\$	405.00
Homer Gray, Chief Assistant:		
Fifteen days.....		150.00
L. E. Schrader, Official Stenographer:		
Fifteen days.....		150.00
Mileage.....		47.60
E. B. McCoy, General Assistant:		
Fifteen days.....		120.00
LeRoy Clemans, Supervisor of Printing:		
Fifteen days (one-half compensation).....		90.00
J. W. Cook, Assistant Supervisor:		
Fifteen days.....		120.00
Frank Mawhinney, Printing Clerk:		
Four days.....		32.00
Chas. Koethe, Printing Clerk:		
Four days.....		32.00
Mileage.....		28.00
Jno. Jarvis, Printing Clerk:		
Four days.....		32.00
J. V. Sullivan, Clerk Finance Committee:		
Four days.....		40.00
G. T. Goshorn, Committee Clerk:		
Four days.....		32.00
Mileage.....		22.50

<b>Mrs. C. A. Sutton, Stenographer to President:</b>		
Five days.....		40.00
Extension.....		40.00
<b>C. A. Sinsel, President:</b>		
Extension.....		60.00
<b>Aline Dariclow, Copy holder:</b>		
Four days.....		32.00
<b>V. D. Gilmer, Copy holder:</b>		
Four days.....		32.00
<b>Ben Davis, Messenger:</b>		
Four days.....		24.00
<b>Mrs. Jos. Ruffner, Jr., Stenographer:</b>		
Four days.....		32.00
<b>Jack Smith, Doorkeeper:</b>		
Four days.....		24.00
Mileage.....		10.00
<b>J. P. Stewart, Assistant Doorkeeper:</b>		
Four days.....		20.00
Mileage.....		13.62
<b>Garland Williams, Gallery Doorkeeper:</b>		
Four days.....		20.00
Mileage.....		7.80
<b>Bonner Hill, Sergeant at Arms:</b>		
Four days.....		28.00
<b>Meredith Carver, Watchman:</b>		
Four days.....		20.00
<b>E. Stokes, Watchman:</b>		
Four days.....		20.00
<b>Joe Taylor, Cloakroom:</b>		
Four days.....		20.00
<b>Henry Spinner, Cloakroom:</b>		
Four days.....		20.00
<b>Ben Miller, Janitor:</b>		
Twelve and on half days.....		62.50
<b>Henry Miller, Janitor:</b>		
Eleven and one half days.....		57.50
<b>William Patterson, Janitor:</b>		
Eleven days.....		55.00
<b>Rose Cuzsins, Charwoman:</b>		
Six days.....		30.00
<b>Starcher Mitchell, M. and B. Page:</b>		
Seven days.....		28.00
<b>Joe Dawson, Journal Page:</b>		
Four days.....		16.00
<b>Gordon King, Journal Page:</b>		
Four days.....		16.00
<b>Chesapeake and Potomac Telephone Co., (old).....</b>		13.45
<b>Total.....</b>	<b>\$</b>	<b>2,042.97</b>
<b>Recapitulation House of Delegates:</b>		
<b>Extraordinary Session 1920:</b>		
Per Diem of Members.....	<b>\$</b>	1,352.00
Mileage of Members.....		3,045.40
Per Diem of Officers and Attaches.....		1,875.00
Contingent Expenses.....		986.42
<b>Total House of Delegates.....</b>	<b>\$</b>	<b>7,258.82</b>
<b>Recapitulation Senate:</b>		
<b>Extraordinary Session 1920:</b>		
Per Diem of Members.....	<b>\$</b>	456.00
Mileage of Members.....		1,101.00

Per Diem of Officers and Attaches . . . . .	1,595.00
Contingent Expenses . . . . .	447.97
Total Senate . . . . .	\$ 3,599.97
Grand Total, Extraordinary Session 1920 . . . . .	\$ 10,858.79

165.—*Appropriation for Miscellaneous purposes by the Legislature, Extraordinary Session, 1920.*

Walnut Hill Water Co., Water . . . . .	\$ 11.85
Chesapeake and Potomac Telephone Co., Service . . . . .	48.50
S. S. Moore Co., Supplies . . . . .	22.50
J. R. Scott, Rubber Stamps . . . . .	.75
Abney Barnes Co., Towels . . . . .	14.25
Goshorn Hardware Co., Buckets . . . . .	4.00
Bradford Noyes, Supplies . . . . .	3.10
Coyle and Richardson, Blinds . . . . .	8.65
J. M. Gates Sons Co., Oils . . . . .	1.30
Underwood Typewriter Co., Rent of Machine . . . . .	5.00
Elfreda Moore, Rent of Machine . . . . .	5.00
J. W. Jenkins, Repairing Clock . . . . .	3.50
Clara Doust, Making towels . . . . .	2.50
Sam Ragland, Janitor . . . . .	55.00
Ed. Scott, Janitor . . . . .	62.50
Bert Skyles, Janitor . . . . .	55.00
Allen Stokes, Janitor . . . . .	62.50
Armstrong and Whitten, Cleaning Windows . . . . .	80.00
Armstrong and Whitten, Painting . . . . .	78.35
Total . . . . .	\$ 524.25

**WEST VIRGINIA LEGISLATURE.**

**House of Delegates—Regular and Extraordinary Sessions, 1921.**

166.—*Appropriation to Pay the Compensation of the Members of the House of Delegates.*

Ninety four Members at \$500.00 per annum . . . . .	\$ 47,000.00
Additional for Speaker, 64 days . . . . .	128.00
Total . . . . .	\$ 47,128.00

167.—*Appropriation for Mileage of the House of Delegates for the regular Session of the Legislature, 1921*

Barbour, Fred E. Thompson . . . . .	\$ 74.40
Berkeley, M. K. Butts . . . . .	192.80
H. A. Downs . . . . .	186.40
Boone, A. M. Rogers . . . . .	24.00
Braxton, J. I. Bender . . . . .	45.60
W. R. Pierson, Jr. . . . .	38.80
Brooke, J. L. Deuley . . . . .	113.40
Cabell, R. P. Aleshire . . . . .	20.00
H. O. Dunfee . . . . .	20.00
O. W. Fitch . . . . .	20.00
F. O. Saunders . . . . .	20.00
Calhoun, M. R. Hersman . . . . .	83.20
Clay, B. F. Murphy . . . . .	20.40

Doddridge, Geo. C. Howard.....	78.80
Fayette, G. E. Callison.....	29.60
G. F. Grissinger.....	21.00
H. T. Lyttleton.....	24.00
J. A. Taylor.....	22.00
Gilmer, F. N. Hays.....	123.20
Grant, D. O. Fout.....	151.60
Greenbrier, H. W. Bivens.....	65.20
C. F. McClelltic.....	68.00
Hampshire, J. S. Zimmerman.....	199.60
Hancock, R. M. Brown.....	121.60
Hardy, G. W. McCauley.....	144.00
Harrison, Luther Haymond.....	101.20
Howard Post.....	101.20
W. G. Stathers.....	101.20
J. B. Wyatt.....	105.60
Jackson, J. P. Kiser.....	26.00
S. K. Somerville.....	40.00
Jefferson, F. J. Beckwith.....	180.80
Kanawha, R. L. Hastings.....	6.40
Lewis, E. E. Knight.....	58.60
Lincoln, Ebb Cummings.....	30.40
Logan, Chas. Avis.....	50.00
Marion, Net Robinson.....	109.60
H. E. Saterfield.....	113.60
W. H. Veach.....	109.60
Marshall, C. E. Hutchinson.....	103.60
E. F. Moore.....	103.60
Mason, J. M. Crump.....	22.80
W. B. Shiflet.....	22.80
Mercer, G. F. Daugherty.....	93.60
W. R. Godfrey.....	44.40
A. F. Wysong.....	50.80
Mineral, J. J. Johnston.....	136.80
Mingo, J. S. Hall.....	58.00
Monongalia, R. E. Davis.....	128.80
D. M. Willis.....	128.80
Monroe, C. P. Heavener.....	62.00
Morgan, G. W. Biser.....	195.20
McDowell, H. J. Capehart.....	96.40
E. W. Cullen.....	90.80
J. A. Strother.....	90.80
H. L. Tutwiler.....	90.80
Nicholas, E. F. Ramsey.....	53.20
Ohio, Wright Hugus.....	106.40
Milton McCulloch.....	108.80
W. T. Otto.....	106.40
H. A. Weiss.....	106.40
Pendleton, G. A. Heiner.....	176.00
Pleasants, L. C. White.....	69.20
Pocahontas, E. N. Moore.....	86.00
Preston, J. W. Flynn.....	92.00
H. B. McCrum.....	98.00
Putnam, H. F. Henson.....	10.80
Raleigh, J. W. Hunter.....	36.00
A. J. Manning.....	42.80
Randolph, F. C. Baker.....	70.00
W. M. Rowan.....	70.00
Ritchie, C. C. Freed.....	80.00
Roane, A. M. Hersman.....	56.80
G. T. Sarver.....	58.40
Summers, T. A. Jones.....	40.00
Taylor, H. C. Davis.....	102.40

Tucker, H. N. Ward .....	97.20
Tyler, H. C. Williamson .....	71.60
Upshur, J. B. Hilleary .....	72.80
Wayne, A. W. Preston .....	32.00
F. W. Terrill .....	34.00
Webster, G. A. Herold .....	54.80
Wetzel, Septimus Hall .....	81.60
L. E. Lantz .....	86.40
Wirt, Duncan Daugherty .....	74.00
Wood, Jas. W. Miller .....	57.00
W. L. McPherson .....	59.60
A. J. Nicely .....	58.00
Wyoming, J. F. Lusk .....	36.00
<b>Total</b> .....	<b>\$ 6,946.40</b>
Less refund to appropriation .....	25.00
<b>Net Total</b> .....	<b>\$ 6,921.40</b>

168.—*Appropriations for the Per Diem of Officers and Attaches and Contingent Expense of House of Delegates. Regular and Extraordinary Session, 1921.*

M. S. Hodges, Clerk:	
Regular Session, 60 days .....	\$ 1,200.00
Interim, 48 days .....	960.00
Extra Session, 4 days .....	80.00
Extension for Advance Copy of Acts .....	1,800.00
Extension for Completion of work .....	1,800.00
Postage advance acts .....	200.00
Geo. R. Ayres, Com. Clerk:	
Adjourned Session, 45 days .....	360.00
A. A. Bee, Com. Clerk:	
Adjourned session .....	360.00
W. B. Barnett, Assistant Clerk:	
Regular Session .....	600.00
T. E. Brown, Com. Clerk:	
Initial Session, 15 days .....	90.00
G. W. Byrnes, Com. Clerk:	
Regular Session .....	480.00
Thos. Bryan, Printing Clerk:	
Regular Session .....	600.00
Interim .....	480.00
Extra Session .....	40.00
Extension, 90 days .....	900.00
Charles Bond, Bill Editor:	
Initial Session .....	150.00
J. O. Boling, Journal Editor:	
Initial Session .....	120.00
R. W. Chidester, Bill Record Clerk:	
Regular Session .....	600.00
Interim .....	480.00
Extra Session .....	40.00
Extension, 30 days .....	300.00
H. R. Crandell, Bill Editor:	
Regular Session .....	600.00
Extra Session .....	40.00
David Combs, Com. Clerk:	
Adjourned Session .....	360.00
LeRoy Clemans, Supervisor of Printing:	
Extra Session .....	16.00
Sam Duff, Com. Clerk:	
Regular Session .....	480.00

<b>G. G. Davis, Com. Clerk:</b>	
Regular Session.....	480.00
<b>Jack Dawson, Printing Clerk:</b>	
Regular Session.....	600.00
Interims.....	480.00
Extra Session.....	40.00
Extension.....	900.00
<b>V. F. Frizzell, Reading Clerk:</b>	
Regular Session.....	720.00
Interim.....	576.00
Extra Session.....	48.00
<b>G. T. Goshorn, Printing Clerk:</b>	
Regular Session.....	600.00
Interim.....	480.00
Extra Session.....	40.00
<b>E. C. Gwinn, Committee Clerk:</b>	
Regular Session.....	480.00
<b>W. B. Honaker, Com. Clerk:</b>	
Regular Session.....	480.00
<b>V. E. Hereford, Com. Clerk:</b>	
Regular Session.....	\$ 480.00
<b>J. N. Hawkins, Com. Clerk:</b>	
Regular Session.....	480.00
<b>Bert Hughes, Com. Clerk:</b>	
Regular Session.....	480.00
<b>J. C. Hamilton, Desk Clerk:</b>	
Regular Session.....	180.00
<b>G. W. Hayes, Finance Com. Clerk:</b>	
Regular Session.....	510.00
<b>H. H. Henson, Com. Clerk:</b>	
Adjourned Session.....	360.00
<b>E. E. Hood, Chief Assistant Clerk:</b>	
Regular Session.....	720.00
Interim.....	576.00
Extra Session.....	48.00
Extension.....	1,080.00
<b>O. B. Kiser, Com. Clerk:</b>	
Regular Session.....	480.00
<b>E. D. Koontz, Printing Clerk:</b>	
Regular Session.....	600.00
Interim.....	480.00
Extra Session.....	40.00
Extension.....	900.00
<b>Harry Klieman, Assistant Clerk:</b>	
Adjourned Session.....	450.00
<b>G. C. Knight, Com. Clerk:</b>	
Adjourned Session.....	360.00
Extra Session.....	32.00
<b>J. S. Linville, Com. Clerk:</b>	
Regular Session.....	480.00
<b>C. P. Leatherwood, Com. Clerk:</b>	
Initial Session.....	60.00
<b>E. E. Lowdin, Com. Clerk:</b>	
Part of Adjourned.....	90.00
<b>Ira Maynor:</b>	
Regular Session.....	600.00
Interim.....	450.00
Extra Session.....	40.00
Extension.....	300.00
<b>A. G. Meadows, Com. Clerk:</b>	
Regular Session.....	480.00

<b>Dwight Miller, Superintendent of Printing:</b>	
Regular Session .....	720.00
Interim .....	576.00
Extra Session .....	48.00
Extension .....	1,080.00
<b>L. G. Marks, Com. Clerk:</b>	
Regular Session .....	600.00
Extra Session .....	40.00
<b>Z. T. McBee, Com. Clerk</b>	
Adjourned Sessions .....	360.00
<b>C. A. Nuzum, Printing Clerk:</b>	
Regular Session .....	600.00
Extra Session .....	40.00
Extension .....	300.00
<b>Maude Northcott, Com. Clerk:</b>	
Adjourned Session .....	276.00
Extra Session .....	40.00
Extension .....	900.00
<b>Robert Pitzer, Com. Clerk:</b>	
Initial Session .....	90.00
<b>W. H. Rumberg, Com. Clerk:</b>	
Regular Session .....	480.00
<b>James Riley, Com. Clerk:</b>	
Regular Session .....	520.00
<b>S. P. Richmond, Desk Clerk:</b>	
Regular Session .....	720.00
Extra Session .....	48.00
<b>Lloyd Rock, Calendar Clerk:</b>	
Regular Session .....	600.00
Extra Session .....	40.00
<b>Tom Reed, Com. Clerk:</b>	
Initial Session .....	60.00
<b>E. L. Spangler, Com. Clerk:</b>	
Regular Session .....	480.00
<b>Quincy Stover, Com. Clerk:</b>	
Regular Session .....	480.00
<b>Jno. Sutherland, Clerk to Sgt. at Arms:</b>	
Regular Session .....	560.00
Extra Session .....	32.00
Extension .....	160.00
<b>I. C. Staats, Asst. Clerk:</b>	
Regular Session .....	600.00
<b>Cam Swisher, Bill Record Clerk:</b>	
Regular Session .....	660.00
Extra Session .....	40.00
<b>H. A. Samples, Com. Clerk:</b>	
Initial Session .....	90.00
<b>A. K. Slaughter, Asst. Clerk:</b>	
Adjourned Session .....	450.00
<b>Jennie Sanford, Com. Clerk:</b>	
Adjourned Session .....	360.00
<b>Edna Snowdon, Com. Clerk:</b>	
Adjourned Session .....	360.00
<b>S. P. Smith, Com. Clerk:</b>	
Adjourned Session .....	450.00
Extra Session .....	40.00
Extension .....	200.00
<b>Kramer Smith, Com. Clerk:</b>	
Adjourned Session .....	360.00
<b>W. H. Surface, Com. Clerk:</b>	
Adjourned Session .....	360.00



M. C. Staats, Com. Clerk:	
Adjourned Session.....	360.00
Henry Williams, Com. Clerk:	
Regular Session.....	480.00
May Boggess, Stenographer:	
Regular Session.....	480.00
Extra Session.....	32.00
L. M. Bostick, Stenographer:	
Regular Session.....	480.00
Extra Session.....	32.00
A. M. Bowen, Stenographer:	
Regular Session.....	600.00
Interim.....	480.00
Extra Session.....	40.00
R. B. Brangrove, Stenographer:	
Regular Session.....	600.00
Julia Barclay, Stenographer:	
Adjourned Session.....	480.00
Extra Session.....	32.00
Mary Cornell, Stenographer:	
Adjourned Session.....	360.00
Orpha Edgell, Stenographer:	
Adjourned Session.....	480.00
Pauline Farnsworth, Stenographer:	
Regular Session.....	504.00
Marie F. Ford, Stenographer:]	
Regular Session.....	720.00
Interim.....	576.00
Extra Session.....	48.00
Extension.....	1,440.00
Maud Godbey, Stenographer:	
Regular Session.....	480.00
Elizabeth Hall, Stenographer:	
Adjourned Session.....	360.00
Extra Session.....	32.00
Florence Hendershott, Stenographer:	
Regular Session.....	480.00
G. O. Jones, Stenographer:	
Regular Session.....	480.00
Vivian Jones, Stenographer:	
Initial Session.....	90.00
Opal Morgan, Stenographer:	
Adjourned Session.....	360.00
R. O. Nuzum, Stenographer:	
Regular Session.....	564.00
Clarence Peters, Stenographer:	
Regular Session.....	480.00
Extra Session.....	32.00
Willie May Pinson, Stenographer:	
Adjourned Session.....	\$ 360.00
B. F. Ray, Stenographer:	
Regular Session.....	600.00
F. J. Richardson, Stenographer:	
Regular Session.....	600.00
Extra Session.....	40.00
Extension.....	300.00
Gaynell Rosenbaum, Stenographer:	
Regular Session.....	480.00
N. S. Starke, Jr., Stenographer:	
Adjourned Session.....	540.00
Extra Session.....	48.00
Extension.....	120.00

<b>Flo M. Stover, Stenographer:</b>	
Extra Session.....	32.00
<b>Frances Zimmerman, Stenographer:</b>	
Regular Session.....	600.00
Interim.....	480.00
Extra Session.....	40.00
Extension.....	600.00
<b>Harry Black, Page:</b>	
Initial Session.....	\$ 75.00
<b>Sam Gilliland, Page:</b>	
Regular Session.....	300.00
<b>Peter Gress, Page:</b>	
Regular Session.....	310.00
<b>Harold Holmes, Page:</b>	
Regular Session.....	300.00
Extra Session.....	20.00
<b>H. B. Hartinger, Page:</b>	
Regular Session.....	420.00
<b>Wm. Lively, Page:</b>	
Regular Session.....	310.00
<b>Starcher Mitchell, Page:</b>	
Regular Session.....	300.00
Interim.....	240.00
Extra Session.....	20.00
Extension.....	150.00
<b>James Miller, Page:</b>	
Adjourned Session.....	225.00
<b>Paul Murphy, Page:</b>	
Adjourned Session.....	225.00
Extra Session.....	20.00
<b>Lawrence McEldowney, Page:</b>	
Regular Session.....	300.00
<b>James McWhorter, Page:</b>	
Regular Session.....	300.00
<b>Virgie Rollins, Page:</b>	
Regular Session.....	300.00
Extra Session.....	20.00
<b>William Sarver, Page:</b>	
Regular Session.....	300.00
<b>Chas. Sullivan, Page:</b>	
Regular Session.....	345.00
Extra Session.....	20.00
<b>J. D. Sarver, Page:</b>	
Regular Session.....	300.00
<b>Carl Salisbury Page:</b>	
Adjourned Session.....	265.00
Extra Session.....	20.00
<b>Donald White, Page:</b>	
Adjourned Session.....	225.00
<b>George Whiteman, Page:</b>	
Adjourned Session.....	225.00
<b>Iva Walker, Page:</b>	
Adjourned Session.....	225.00
<b>F. H. Goshorn, Journal Page:</b>	
Regular Session.....	360.00
Interim.....	288.00
<b>Donald McPherson, Journal Page:</b>	
Regular Session.....	360.00
Part Interim.....	168.00
Extra Session.....	24.00
Extension.....	60.00
<b>Eugene McGrew, Journal Page:</b>	
Adjourned Session.....	360.00

Harry Noel, Journal Page:	
Regular Session.....	360.00
Interim.....	288.00
Extra Session.....	24.00
Jas. J. Stalnaker, Journal Page:	
Regular Session.....	360.00
Extra Session.....	24.00
E. O. Fulks, Librarian:	
Regular Session.....	300.00
Louis Schaffer, Messenger:	
Regular Session.....	300.00
Extension.....	300.00
E. M. Keatly, Speaker:	
Time spent in preparing for session, buying equip-	
ment, etc.....	500.00
Extension to complete.....	100.00
E. L. Dakin, Chaplain:	
Extra Session.....	10.00
W. H. C. Curtis, Sergeant-at-Arms:	
Regular Session.....	\$ 720.00
Interim.....	576.00
Extra Sessions.....	48.00
Extension.....	360.00
T. A. Dixon, Asst. Sergeant-at-Arms:	
Regular Session.....	540.00
Extra Session.....	36.00
Extension.....	90.00
W. D. Thomas, Asst. Sergeant-at-Arms:	
Regular Session.....	390.00
W. M. Morris, Doorkeeper:	
Regular Session.....	360.00
H. C. Lickey, Asst. Doorkeeper:	
Regular Session.....	420.00
R. Martin, Gallery Doorkeeper:	
Regular Session.....	420.00
G. W. Wilmore, Gallery Doorkeeper:	
Regular Session.....	420.00
Extra Session.....	28.00
Mont Wait, Gallery Doorkeeper:	
Regular Session.....	420.00
Extra Session.....	28.00
Sig. Adkins, Watchman:	
Regular Session.....	360.00
G. W. Arbogast, Watchman:	
Regular Session.....	360.00
Robert Clay, Watchman:	
Regular Session.....	360.00
Extra Session.....	24.00
A. J. Salisbury, Watchman:	
Regular Session.....	360.00
Extra Session.....	24.00
J. W. Crider, Toilet Room:	
Regular Session.....	360.00
John Giles, Toilet Room:	
Regular Session.....	360.00
G. Z. McClung, Toilet Room:	
Regular Session.....	360.00
F. L. Rogers, Toilet Room:	
Regular Session.....	\$ 360.00
Winnie Miller, Maid:	
Adjourned Session.....	270.00
Extra Session.....	20.00

Percy Harris, Cloak Room:		
Regular Session.....		360.00
Extra Session.....		24.00
Frank Johnson, Cloak Room:		
Regular Session.....		360.00
Extra Session.....		24.00
Tom Johnson, Cloak Room:		
Regular Session.....		360.00
Extra Session.....		24.00
Wm. Saddler, Cloak Room:		
Regular Session.....		360.00
Extra Session.....		24.00
Sam Wood, Cloak Room:		
Regular Session.....		360.00
J. M. Lynn, Janitor:		
Extra Session.....		10.00
Jas. Bass, Janitor:		
Adjourned Session.....		364.00
Extra Session.....		20.00
Lacy Holmes, Janitor:		
Adjourned Session.....		315.00
Extra Session.....		20.00
Henry Miller, Janitor:		
Regular Session and Preparatory.....		193.50
		42.50
Ben Miller, Janitor:		
Regular Session and preparatory.....		193.50
		42.50
Sam Ragland, Janitor:		
Regular session and preparatory.....		475.00
Interim.....		336.00
Extra Session.....		20.00
Stephen Skeen, Janitor:		
Initial and preparatory.....		115.00
Arthur Ragland, Janitor:		
Part Interim and Adjourned.....		462.00
Extra Session.....		20.00
W. D. Gosney, Janitor:		
Adjourned Session.....		315.00
Extra Session.....		20.00
Ed. Scott, Janitor:		
Adjourned Session.....		315.00
Extra Session.....		20.00
Floyd J. Samples:		
Adjourned Session.....		315.00
J. S. Zimmerman:		
Expense as member of Committee to draft Road Law or Bill.....	\$	114.39
F. O. Saunders:		
Expense as member of Committee to draft Road Law or Bill.....		113.34
Thomas Coleman:		
Assistance rendered Committee in drafting Road Law or Bill (one-half).....		1,000.00
L. J. Coyle:		
Stenographic Services for Committee drafting Road Law or Bill (one-half).....		379.88
W. H. C. Curtis, Sergeant-at-Arms:		
Postage.....	\$	48.33
Locks and Keys.....		5.00
Scrubbing Court House.....		4.00
Sundry Items.....		7.50
W. D. Gosney, labor.....		7.50

Jas. Bass, labor .....	8.00
Ed. Scott, labor .....	8.00
Sam Ragland, labor .....	8.00
Lacy Holmes, labor .....	2.00
James Riley, labor .....	25.00
Wm. Dickerson, hauling .....	10.50
Mathews Storage and Transfer Co., hauling .....	25.50
Carpenter work and labor .....	124.05
To pay the following named persons and firms for supplies furnished and services rendered 1921 session House of Delegates.	
Abney Barnes and Co., Linoleum .....	\$ 335.78
Armstrong & Whitten, labor, paint and supplies .....	417.44
Laura Bostic, rent for typewriter .....	10.00
Coyle & Richardson, cheese cloth .....	.90
C. I. Coffey, supplies .....	27.18
F. H. Cavender, hauling .....	1.00
James A. Campbell, labor .....	24.00
G. W. Muse, labor .....	90.00
J. W. P. Knight, labor and material .....	29.13
Chas. Cut Flower Co., three wreaths and express .....	45.75
Chas. Elec. Sup. Co., supplies .....	22.34
P. A. Donovan, supplies for church .....	4.00
Eakew, Smith & Cannon, supplies .....	25.33
J. M. Gates Sons Co., supplies and paint .....	33.65
Goahorn Hdwe. Co., supplies .....	5.45
A. E. Harmon, lettering .....	12.25
Huntington Iron Works, window guards .....	52.50
Jeffers & Richardson, material and labor .....	367.66
Kanawha Novelty Wks., locks and keys .....	26.75
C. C. Douthitt, trustee, assignee, Meade Equipment Co., desks, chair, etc. ....	6,796.74
Metal Office Furn. Co., desks and file cases .....	426.00
Winnie Miller, towels and soap .....	2.73
H. H. Noel, coat hooks .....	.60
Roy Pleasant, hauling .....	4.00
The Sikes Co., office chairs .....	375.00
Frank P. Swann Co., typewriter desks and chairs .....	378.60
John W. Sparks Co., supplies .....	.60
Southern Advertising Co., painting cards .....	13.20
C. L. Topping, preliminary work organizing House .....	150.00
Underwood Typewriter Co., to purchase 3 machines, Nos. 337072, 337082, 337087 and rent .....	350.25
Western Union Tel. Co., electric clock .....	23.00
Woodrum Home Outfitting Co., supplies .....	294.35
Whitmore Electric Co., fans and supplies .....	172.15
Cal. F. Young, steel desk and supplies .....	540.73
H. C. Zogg, administering oath to members House .....	47.00
Myers Brothers, supplies .....	12.50
J. M. Lynn, 29 days at \$2.50—Janitor .....	72.50
S. Spencer Moore & Co., supplies .....	506.60
F. W. Hughes, painting and lettering .....	63.70
McKeller Elec. Co., re-wiring and material .....	579.13
H. Rus Warne, correcting acoustic properties .....	50.00
Clarence Peters, rent for typewriter .....	10.00
Brawley Brothers, cuspidors and pitchers .....	74.72
Tripure Water Co., drinking water .....	217.70
Wm. Dickerson, hauling trash .....	6.00
W. H. Curtis, keys, oils and brushes, express .....	6.90
F. P. Aleshire, flowers and railroad fare to Logan .....	18.96
F. O. Sanders, railroad fare to Logan .....	3.96
J. S. Zimmerman, railroad fare to Logan .....	3.96
H. O. Dunfee, railroad fare to Logan .....	3.96

O. W. Fitch, railroad fare to Logan . . . . .	3.96
F. C. Baker, railroad fare to Logan . . . . .	3.96
James Flynn & Sons, steel desk, table, 4 chairs . . . . .	250.00
Morgan Lumber Co., one table . . . . .	25.00
Safe Cabinet Co., safe for clerk's office to be paid for by the Auditor upon certification of same by the Clerk of the House . . . . .	454.28
American Express Co., express . . . . .	16.50
Alexander Elec. Co., repairing lights . . . . .	2.05
Chas. Hdwe. Co., 1/2 doz. galv. buckets . . . . .	7.60
F. C. Ritter, speaker's chair . . . . .	8.75
R. L. Thomas, hauling . . . . .	2.00
Clara Daust, making roller towels . . . . .	2.50
H. R. Judy, making keys . . . . .	2.25
Chesapeake & Potomac Tel. Co., service and estimated tolls, Speaker, Clerk, Sergeant-at-Arms and balance due from 1920 . . . . .	140.96
Marie Floyd Ford, rent of typewriter 6 mo., \$5.00 per mo. . . . .	30.00
A. L. Bates, rent, typewriter . . . . .	5.00
Dr. E. Leroy Dakin, Chaplain to House . . . . .	125.00
A. K. Slaughter, Bal. Supervisor Printing Session, 1919 . . . . .	300.00
J. K. Gies, Chief Janitor: 61 days at \$2.50 per day . . . . .	152.50
Lacy Holmes: Services . . . . .	7.00
Ulrich Warner, C. H. Janitor . . . . .	90.00
Herman Sisson, C. H. Janitor . . . . .	90.00
Wm. Burdette, C. H. Janitor . . . . .	90.00
Silas Harden, Sr., C. H. Janitor . . . . .	50.00
A. A. Meadows, C. H. Janitor . . . . .	50.00
J. T. Pauley, Com. Clerk: Adjourned Session . . . . .	270.00
LeRoy Clemens, Supervisor Printing: On part of the House . . . . .	240.00
Homer Jarrett, Printing Clerk: Ten days . . . . .	100.00
<b>Total . . . . .</b>	<b>\$ 100,734.95</b>

**WEST VIRGINIA STATE LEGISLATURE.**

**State Senate—Regular and Extraordinary Sessions, 1921.**

169.—*Appropriation to Pay the Compensation of the Members of the State Senate.*

Thirty members, \$500.00 per annum . . . . .	\$ 15,000.00
Additional for President, 64 days at \$2.00 . . . . .	128.00
<b>Total . . . . .</b>	<b>\$ 15,128.00</b>

170.—*Appropriation for Mileage of the State Senate for Regular and Extraordinary Sessions of the Legislature, 1921.*

J. A. Block . . . . .	\$ 95.20
J. N. Porter . . . . .	122.80
C. H. Hunter . . . . .	90.80
T. P. Hill . . . . .	80.00
E. R. Staats . . . . .	56.00
J. D. Dinsmoor . . . . .	68.00
W. L. Poling . . . . .	23.20
R. P. Shinn . . . . .	42.00
F. S. Chapman . . . . .	20.00

Philip Hager.....	25.60
Wm. York.....	57.60
W. J. McClaren.....	80.00
J. M. Saunders.....	94.80
C. C. Coalter.....	40.00
H. G. Shaffer.....	20.00
J. S. Lewis.....	24.00
R. H. Boone.....	54.00
E. H. Morton.....	66.80
J. N. Shackelford.....	50.40
E. B. Stewart.....	120.40
G. W. Bowers.....	85.00
H. W. Harmer.....	86.80
G. E. White.....	96.80
G. C. Arnold.....	73.00
H. G. Johnson.....	70.00
G. B. Harmon.....	166.00
A. L. Helmick.....	84.80
Milton Burr.....	180.40
H. P. Henshaw.....	190.40
Total.....	\$ 2,264.80

*171.—Appropriation for the Per Diem of Officers and Attaches and Contingent Expense of Senate, Regular and Special Sessions, 1921.*

<b>J. T. Harris, Clerk:</b>	
Regular Session, 60 days.....	\$ 1,200.00
Interim, 48 days.....	960.00
Extra Session, 5 days.....	80.00
Extension for Advance Acts.....	1,200.00
Extension to Complete Work.....	1,800.00
Postage on Advance Acts.....	100.00
<b>Frank Boone, Bookkeeper:</b>	
Interim and Adjourned Session.....	930.00
Extension.....	300.00
<b>Cecil Barnum, Committee Clerk:</b>	
Adjourned Session.....	330.00
<b>R. F. Beasley, Com. Clerk:</b>	
Regular Session.....	480.00
<b>Homer Blizzard, Com. Clerk:</b>	
Regular Session (part).....	390.00
<b>Cameron Butts, Clerk Eng. Bills:</b>	
Adjourned Session.....	450.00
<b>Freman Carte, Copy Holder:</b>	
Regular Session.....	600.00
Interim.....	480.00
Extra Session.....	40.00
<b>LeRoy Clemans, Supervisor of Printing:</b>	
Regular Session.....	840.00
Interim.....	672.00
Extra Session.....	48.00
Extension.....	1,800.00
<b>Wm. Coleman, Com. Clerk:</b>	
Regular Session.....	480.00
<b>J. W. Cook, Asst. Supervisor of Printing:</b>	
Initial Session and interim.....	612.00
<b>Paul H. Cook, Asst. Supervisor of Printing:</b>	
Adjourned Session.....	540.00
Extra Session.....	40.00
Extension.....	720.00
<b>Sylvester Curtis, Abstract Clerk:</b>	
Regular Session.....	720.00
Interim.....	576.00

Extra Session.....	48.00
Extension.....	720.00
Zona Curry, Com. Clerk:	
Regular Session.....	\$ 480.00
Extra Session.....	32.00
Lelan Davis, Copy holder:	
Initial Session.....	210.00
A. A. Dorsey, Bill Editor:	
Regular Session.....	720.00
Interim.....	576.00
Extra Session.....	40.00
Extension.....	720.00
Gale Ebert, Warrant Clerk:	
Regular Session.....	600.00
Interim.....	480.00
Chas. Ellis, Copy holder:	
Regular Session.....	600.00
Boyd Eskew, Assistant Clerk:	
Regular Session.....	600.00
H. F. Foster, Copy Holder:	
Adjourned Session.....	450.00
J. H. Fletcher, Com. Clerk:	
Regular Session.....	480.00
Alfred Francis, Printing Office:	
Initial Session.....	150.00
O. B. Gabbert, Copy Holder:	
Adjourned session.....	450.00
Philander Gabbert, Copy holder:	
Initial Session.....	150.00
Homer Gray, Chief Asst. Clerk:	
Regular Session.....	900.00
Interim.....	720.00
Extra Session.....	60.00
Extension.....	1,350.00
G. F. Gray, Printing Clerk:	
Regular Session.....	600.00
Interim.....	480.00
Extra Session.....	40.00
Marion Griffith, Com. Clerk:	
Regular Session.....	480.00
Lawrence Haggerty, Printing Office:	
Interim and Adjourned Session.....	930.00
Kent Hammond:	
Regular Session.....	600.00
Interim.....	480.00
Extra Session.....	40.00
G. F. Hackney, Bill Editor:	
Regular Session.....	600.00
Interim.....	480.00
Extra Session.....	40.00
Extension.....	600.00
C. H. Hetzel Jr., Com. Clerk:	
Regular Session.....	480.00
Chas. Higgins, Com. Clerk:	
Initial Session.....	120.00
Interim (part).....	120.00
Jas. Higginbotham, Com. Clerk:	
Regular Session.....	480.00
Ernest Higginbotham, Bill Record Clerk:	
Regular Session.....	600.00
Extra Session.....	40.00
T. E. Hill, Enrolled Bills:	
Regular Session.....	600.00



Interim.....	480.00
Extension.....	600.00
W. E. Hodges, Com. Clerk:	
Regular Session.....	480.00
R. E. Horan, Clerk Judiciary:	
Regular Session.....	600.00
Extra Session.....	40.00
Frank Hill, Com. Clerk:	
Adjourned Session.....	360.00
Ersa Hamilton, Roll Clerk:	
Adjourned Session (part).....	150.00
Boyd Jarrell, Assistant Clerk:	
Regular Session.....	600.00
Interim (part).....	360.00
John Javins, Assistant Clerk:	
Regular Session.....	600.00
Interim.....	480.00
Extension.....	300.00
Henry Jenkins, Com. Clerk:	
Regular Session.....	480.00
Lynn Kirtland, Copy holder:	
Regular Session.....	480.00
Emmett Keadle:	
Regular Session.....	480.00
Chas. Koethe, Printing Clerk:	
Regular Session.....	600.00
Interim.....	480.00
Extension.....	600.00
Mary Kearns, Com. Clerk:	
Adjourned Session.....	360.00
W. E. Long, Asst. Clerk:	
Regular Session.....	600.00
S. T. Mallison, Com. Clerk:	
Regular Session.....	480.00
A. H. Matheny, Asst. Clerk:	
Regular Session.....	600.00
Frank Miller, Com. Clerk:	
Initial Session.....	120.00
M. B. Morris, Com. Clerk:	
Regular Session.....	480.00
A. E. Morris, Com. Clerk:	
Regular Session.....	480.00
C. O. Morris, Com. Clerk:	
Initial Session.....	90.00
E. B. McCoy, Asst. Clerk:	
Regular Session.....	720.00
Interim.....	576.00
Extension.....	720.00
T. T. McDougal, Printing Clerk:	
Regular Session.....	600.00
Interim.....	480.00
Extra Session.....	40.00
Morgan Owen, Secy. to President:	
Adjourned Session.....	540.00
Extra Session.....	48.00
M. H. Pedigo, Com. Clerk:	
Regular Session.....	480.00
J. R. Reed, Com. Clerk:	
Regular Session.....	480.00
Martin Rogers, Bookkeeper and Messenger:	
Regular Session.....	420.00
H. F. Rymor, Copy Holder:	
Regular Session.....	510.00

G. C. Smith, Com. Clerk:		
Adjourned Session . . . . .		360.00
H. L. Sayre, Bill Record Clerk:		
Regular Session . . . . .	\$	600.00
Extra Session . . . . .		40.00
A. K. Slaughter, Clerk Eng. Bills:		
Initial Session . . . . .		150.00
C. F. Steed, Copy holder:		
Regular Session . . . . .		600.00
Extra Session . . . . .		40.00
C. B. Stewart, Copy Holder:		
Regular Session . . . . .		600.00
Interim . . . . .		480.00
Extra Session . . . . .		40.00
Extension . . . . .		300.00
J. V. Sullivan, Secy. to President:		
Initial Session . . . . .		180.00
Interim (part) . . . . .		432.00
Grant Smith, Com. Clerk:		
Adjourned Session . . . . .		360.00
Extra Session . . . . .		40.00
H. L. Seidel, Com. Clerk:		
Adjourned Session (part) . . . . .		240.00
Ward Thomas, Com. Clerk:		
Regular Session . . . . .		480.00
N. L. Thomas, Copy holder:		
Adjourned Session . . . . .		450.00
C. J. Turley, Com. Clerk:		
Regular Session . . . . .		480.00
E. O. Tabb, Copy holder:		
Adjourned Session . . . . .		450.00
Extra Session . . . . .		40.00
W. E. Whiteman, Finance Com. Clerk:		
Regular Session . . . . .		600.00
Interim . . . . .		696.00
Extra Session . . . . .		48.00
Extension . . . . .		1,080.00
F. W. Williams, Com. Clerk:		
Initial Session . . . . .		90.00
Fannie Williams, Roll Clerk:		
Adjourned Session (part) . . . . .		240.00
Extra Session . . . . .		40.00
R. Woodyard, Com. Clerk:		
Initial Session . . . . .		90.00
A. S. Winter, Com. Clerk:		
Initial Session . . . . .		120.00
V. M. Wood, Com. Clerk:		
Regular Session . . . . .		480.00
Ralph Woods, Roll Clerk:		
Regular Session . . . . .		720.00
Interim . . . . .		576.00
Extra Session . . . . .		48.00
Extension . . . . .		720.00
Lena Brown, Stenographer:		
Regular Session . . . . .		480.00
Extra Session . . . . .		32.00
B. E. Cain, Stenographer:		
Regular Session . . . . .		600.00
Interim (part) . . . . .		160.00
Kate Carroll, Stenographer:		
Regular Session . . . . .		480.00
Extra Session . . . . .		32.00

Ethel Davis, Stenographer:	
Initial Session.....	90.00
Kate Deegans, Stenographer:	
Regular Session.....	600.00
Extra Session.....	40.00
Elmer Freudenberger, Stenographer:	
Regular Session.....	720.00
Extra Session.....	48.00
Extension.....	240.00
Nelle Frost, Stenographer:	
Regular Session.....	600.00
Extra Session.....	40.00
Rose Ferguson, Stenographer:	
Adjourned Session.....	360.00
Lillian Snidow, Stenographer:	
Regular Session.....	480.00
Extra Session.....	32.00
R. O. Nuzum, Stenographer:	
Interim (part).....	§ 192.00
L. E. Schrader, Stenographer:	
Regular Session.....	720.00
Interim.....	576.00
Extra Session.....	48.00
Extension.....	1,080.00
Henrietta Sive, Stenographer:	
Regular Session.....	480.00
Ella M. Ward, Stenographer:	
Regular Session.....	720.00
Interim.....	576.00
Extra Session.....	48.00
Extension.....	1,080.00
Ada Watts, Stenographer:	
Regular Session.....	360.00
E. V. Williamson, Stenographer:	
Regular Session.....	600.00
Extra Session.....	32.00
Mabel Wright, Stenographer:	
Regular Session.....	§ 480.00
Interim.....	360.00
Extra Session.....	40.00
Fannie Williams, Stenographer:	
Adjourned Session (part).....	210.00
Elsie Winters, Stenographer:	
Adjourned Session.....	360.00
Extra Session.....	32.00
Vaughan Lilly, Stenographer:	
Adjourned Session.....	390.00
Mamie Fitzgerald, Stenographer:	
Adjourned Session.....	270.00
Extra Session.....	24.00
Freda Gibbs, Stenographer:	
Initial Session.....	120.00
J. E. Hart, Stenographer:	
Regular Session.....	600.00
Nellie Hill, Stenographer:	
Regular Session.....	480.00
Extra Session.....	32.00
Edna Lyon, Stenographer:	
Regular Session.....	480.00
Extra Session.....	32.00
Olive W. Mendenhall, Stenographer:	
Regular Session.....	864.00
Extra Session.....	32.00

Nora Merrill, Stenographer:	
Adjourned Session.....	360.00
Clyde Bowman, Page:	
Regular Session.....	300.00
Extra Session.....	20.00
Arthur Craven, Page:	
Regular Session.....	300.00
Billy Chilton, Page:	
Adjourned Session.....	225.00
Jos. Dawson, Page:	
Regular Session.....	440.00
Extra Session.....	24.00
Roy Epner, Page:	
Initial Session.....	75.00
F. W. Ford, Page:	
Adjourned Session.....	225.00
Extra Session.....	20.00
Buck Hyer, Page:	
Initial Session.....	75.00
Berlin Harmon, Page:	
Regular Session.....	360.00
Extra Session.....	24.00
Extension.....	180.00
Eugene Moore, Page:	
Regular Session.....	300.00
Extra Session.....	20.00
Walter Freudenberger, Page:	
Regular Session.....	360.00
Extra Session.....	24.00
Extension.....	120.00
Billy Humphreys, Page:	
Regular Session.....	300.00
Frank Morrison, Page:	
Regular Session.....	360.00
Extra Session.....	24.00
G. W. Martin, Page:	
Regular Session.....	300.00
Junior Nuzum, Page:	
Regular Session.....	360.00
Extra Session.....	24.00
Will Perry, Page:	
Regular Session.....	360.00
Extra Session.....	24.00
Chas. Staats, Page:	
Regular Session.....	300.00
Extra Session.....	20.00
Doddridge Stover, Page:	
Regular Session.....	300.00
Forest Sevy, Page:	
Adjourned Session.....	225.00
Extra Session.....	20.00
Jack York, Page:	
Initial Session.....	75.00
John Wise, Page:	
Adjourned Session.....	225.00
Jack Smith, Sergeant-at-Arms:	
Regular Session.....	540.00
Interim.....	432.00
Extra Session.....	36.00
Extension.....	135.00
F. M. Kearns, Asst. Sergeant-at-Arms:	
Regular Session.....	540.00
Interim.....	432.00

Extra Session.....	36.00
Extension.....	135.00
<b>Garland Williams, Asst. Sergeant-at-Arms:</b>	
Regular Session.....	420.00
<b>Chas. Boyles, Asst. Sergeant-at-Arms:</b>	
Adjourned Session.....	405.00
<b>Lee Davis, Asst. Sergeant-at-Arms:</b>	
Interim and Adjourned Session.....	705.00
Extra Session.....	28.00
<b>J. P. Stewart, Doorkeeper:</b>	
Regular Session.....	480.00
Extra Session.....	32.00
<b>W. C. Gum, Asst. Doorkeeper:</b>	
Regular Session.....	420.00
<b>G. L. Stone, Asst. Doorkeeper:</b>	
Regular Session.....	420.00
Extra Session.....	28.00
<b>M. Carver, Gallery Doorkeeper:</b>	
Regular Session.....	420.00
<b>F. M. Conley, Gallery Doorkeeper:</b>	
Initial Session.....	75.00
<b>M. V. Chapman, Gallery Doorkeeper:</b>	
Adjourned Session.....	315.00
<b>John Campbell, Watchman:</b>	
Regular Session.....	360.00
Extra Session.....	24.00
<b>Garfield Jones, Watchman:</b>	
Regular Session.....	360.00
<b>Frank Sprigg, Watchman:</b>	
Regular Session.....	360.00
Extra Session.....	24.00
<b>W. M. Schultz, Chaplain:</b>	
Regular Session.....	150.00
Extra Session.....	10.00
<b>Ben Clark, Cloakroom:</b>	
Regular Session.....	360.00
Extra Session.....	24.00
<b>James Howard, Cloakroom:</b>	
Regular Session.....	360.00
<b>Jno. Jefferson, Cloak room:</b>	
Regular Session.....	360.00
Extra Session.....	24.00
<b>Robert Thornton, Cloakroom:</b>	
Regular Session.....	360.00
Extra Session.....	24.00
<b>Jacob Zacks, Cloakroom:</b>	
Initial Session.....	75.00
<b>Gabriel Zacks, Cloak room:</b>	
Adjourned Session.....	285.00
Extra Session.....	20.00
<b>Winnie Miller, Maid:</b>	
Initial Session.....	90.00
<b>Fred Ford, Toilet room:</b>	
Adjourned session.....	270.00
Extra Session.....	24.00
<b>Robert Hairston, Toilet room:</b>	
Adjourned Session.....	270.00
<b>Henry Richards, Toilet room:</b>	
Adjourned Session.....	270.00
Extra Session.....	24.00
<b>W. G. Worley, Librarian:</b>	
Regular Session.....	360.00

George Lewis, Messenger:	
Adjourned Session . . . . .	270.00
C. O. Morris, Messenger:	
Adjourned Session . . . . .	300.00
Jacob Stearns, Messenger:	
Adjourned Session . . . . .	270.00
J. T. Pauley, Messenger:	
Regular Session . . . . .	600.00
Chas. Wood, Jr., Messenger:	
Regular Session . . . . .	360.00
Extra Session . . . . .	24.00
Extension . . . . .	180.00
Allen Stokes, Janitor:	
Session and preliminary . . . . .	401.50
J. D. Skeen, Janitor:	
Initial and preliminary . . . . .	120.00
Harvey Johnson, Janitor:	
Session and preliminary . . . . .	557.50
Extra Session . . . . .	20.00
Edward Scott, Janitor:	
Initial and preliminary . . . . .	155.00
Wm. Dickerson:	
Hauling . . . . .	5.00
Floyd Morris:	
Interim Labor . . . . .	180.00
Ben Miller, Janitor:	
Interim and Adjourned . . . . .	335.00
Extra Session . . . . .	20.00
Henry Miller, Janitor:	
Interim and Adjourned . . . . .	385.00
Extra Session . . . . .	20.00
W. S. Lefridge, Janitor:	
Adjourned Session . . . . .	216.00
Extra Session . . . . .	20.00
Wm. Gosney, Janitor:	
Interim . . . . .	42.50
Lacy Holmes, Janitor:	
Interim . . . . .	40.00
Thomas Coleman:	
Compensation for services rendered Special Com-	
mittee drafting Road Law (one half) . . . . .	1,000.00
Laura J. Coyle, Stenographer:	
Services rendered Special Committee drafting Road	
bill or Law (one half) . . . . .	379.87
G. C. Arnold, President:	
Office rent, initial and interim . . . . .	200.00
Extension . . . . .	300.00
American Railway Express Co. . . . .	55.80
J. M. Gates Sons Co., Glass . . . . .	5.50
Goshorn Hardware Co., Buckets . . . . .	4.50
Lewis Hubbard & Co., Baskets . . . . .	6.00
Mathews Transfer Co., Drayage . . . . .	48.00
S. S. Moore & Co., Office Supplies . . . . .	92.25
Remington Typewriter Co., Machine and Rental . . . . .	129.10
J. W. Sparkes Co., Water Coolers . . . . .	39.40
H. Rus Warne, Architect Fee . . . . .	35.00
Walnut Hill Water Co. . . . .	2.40
Gordon Davis, Janitor . . . . .	7.50
Will Flagg, Janitor . . . . .	7.50
Mayme Fitzgerald, Janitress . . . . .	50.75

*To Pay the Following Named Persons and Firms for Supplies Furnished and Services Rendered 1921 Session Senate.*

Abney-Barnes Co., towels and crash . . . . .	\$	27.25
Armstrong and Whitten, labor and material . . . . .		137.84
A. L. Bates, typewriter rental . . . . .		25.00
Baldwin Supply Co., hack saw . . . . .		1.75
Burlew Hardware Co., two trolley ladders . . . . .		95.80
L. V. Butler, pitcher, tumbler and tray . . . . .		7.00
Chesapeake & Potomac Tel. Co., services and tolls . . . . .		149.27
Commercial Law Co., 130 copies of code . . . . .	2,730.00	
C. I. Coffey Book Store, office supplies . . . . .		36.93
Charleston Store Equip. Co., desks and chairs . . . . .		165.00
Charleston Hardware Co., buckets . . . . .		7.50
T. C. Carney, shock absorbers for typewriters . . . . .		8.00
Fisher Wagon Works, brackets for railing . . . . .		3.60
J. M. Gates' Sons Co., paint, oil and varnish . . . . .		44.42
Goshorn Hardware Co., extension ladder and hardware . . . . .		24.66
F. W. Hughes, lettering and signs . . . . .		53.20
J. H. Hudson, locks and keys . . . . .		11.45
Indian Refining Co., parafine oil . . . . .		7.45
Jeffers and Richardson, labor and material . . . . .	1,621.58	
Kanawha Novelty Works, locks and keys . . . . .		20.85
Kanawha Seed Co., spray . . . . .		.50
Jno. Lee Shoe Co., shoe laces . . . . .		7.80
Lowenstein and Sons, cuspidors and buckets . . . . .		9.60
Mead Equipment Co., desks, tables and chairs . . . . .	1,814.79	
Metal Office Furniture Co., desks and file cases . . . . .		935.40
The Sikes Co., typewriter desks . . . . .		216.00
The S. Spencer Moore Co., desks, table and office supplies . . . . .		555.73
McClure Bros, rubber stamps . . . . .		6.65
Murphy Electric Shop, electric globes . . . . .		27.65
J. O. Hara, drinking water for senate offices . . . . .		17.50
Pugh Furniture Co., chairs . . . . .		32.00
Royal Typewriter Co., typewriter rental . . . . .		14.50
Remington Typewriter Co., typewriter rental . . . . .		60.00
J. R. Scott, rubber stamps . . . . .		8.95
Jno. W. Sparkes Co., water cooler and hardware . . . . .		34.50
Tripure Water Co., drinking water and coolers . . . . .		130.15
Thomas Bros., shoe laces . . . . .		3.60
Underwood Typewriter Co., typewriters and rental . . . . .		484.50
Woodrum Home Outfitting Co., rugs, chairs, stand . . . . .		429.65
Whitmore Electric Co., electrical supplies . . . . .		64.55
Cal F. Young, steel cupboard . . . . .		116.00
Y. M. C. A., electricity, electrical fixtures and repairs . . . . .		246.06
Robert Thornton, brush and broom . . . . .		1.15
Jno. T. Harris, money advanced for janitor and postage . . . . .		85.54
Clara Daust, making towels . . . . .		2.50
Wm. Dickerson, hauling trash . . . . .		9.50
The American Multigraph Sales Co. . . . .		37.00
Mrs. Wm. Brown, washing towels . . . . .		20.00
J. K. Gies, janitor service 61 days at \$2.50 per day . . . . .		152.50
J. M. Lynn, janitor service 35 days at \$2.50 per day . . . . .		87.50
G. A. Saunders, janitor service 22 days . . . . .		47.00
F. T. Whiting, janitor service 22 days . . . . .		47.00
W. C. Sisson, janitor service 22 days . . . . .		47.00
Kenneth West, janitor service 22 days . . . . .		47.00
<b>Total . . . . .</b>	<b>\$</b>	<b>114,744.39</b>
<b>Less Refund to Appropriation . . . . .</b>		<b>90.00</b>
<b>Net Total . . . . .</b>	<b>\$</b>	<b>114,654.39</b>

172.—Appropriation to Pay for Distribution of Journals and Bills.  
(Disbursed by Secretary of State)

Postage.....	\$	5,300.00
Rubber Stamps.....		12.00
Tribune Printing Co., 10 copies to each member.....		423.05
Pythian Mutual Investment Co., Rent of hall.....		93.00
Eli Miller.....		480.00
Julius Nearman.....		846.00
W. L. Rohrbaugh.....		891.00
S. B. Wintz.....		708.00
Frank Hall.....		846.00
Sam Woods.....		90.00
Roy Epner.....		672.00
Alfred Francis.....		672.00
P. J. Marion.....		10.00
E. T. Wade.....		580.00
Jno. McDowell.....		360.00
H. N. Johnson.....		435.00
W. M. Banner.....		480.00
D. O. Pauley.....		846.00
Jas. A. Campbell.....		75.00
Robt. Johnson.....		300.00
Vernon Jarrett.....		870.00
J. J. Caughlin.....		150.00
E. G. Smith.....		630.00
H. L. Curtis.....		270.00
T. W. Burke.....		360.00
F. H. Cavender.....		79.50
D. T. Layne.....		744.00
W. S. Sharp.....		744.00
W. H. Saxton.....		684.00
A. J. Salisbury, Sr.....		318.00
J. C. Higginbotham.....		360.00
S. Hudson.....		100.00
L. Bekenstein.....		25.00
M. C. Staats.....		90.00
Geo. Merriman.....		90.00
Ernest Higginbotham.....		120.00
Clark Higginbotham.....		120.00
Total.....		19,873.55
Recapitulation House of Delegates:		
Compensation of Members.....	\$	47,128.00
Mileage of Members.....		6,921.40
Per Diem of Officers and Attaches.....		68,803.00
Contingent Expenses.....		16,675.99
Miscellaneous Expense.....		15,255.96
Total.....	\$	154,784.35
Recapitulation of Senate:		
Compensation of Members.....	\$	15,128.00
Mileage of Members.....		2,264.80
Per Diem of Officers and Attaches.....		83,009.00
Contingent Expenses.....		20,682.07
Miscellaneous Expense.....		10,963.32
Total.....	\$	132,047.19
Grand Recapitulation:		
House of Delegates.....	\$	154,784.35
Senate.....		132,047.19
Distribution of Journals and Bills.....		19,873.55
Total.....	\$	306,705.09



**173.—Appropriation made by the Legislature for Miscellaneous and Sundry purposes.**

Freeman Carte, additional salary as Clerk-bookkeeper, Dept. of Public Safety.....	\$	1,500.00
Charleston Auditorium Co., Armory rent.....		4,583.32
Geo. W. Biggs, Armory rent, Huntington.....		6,030.00
Reimbursement Fire Marshall Fund:		
Oil and Gas Tax Litigation.....		5,000.00
Militia Fines and Collection.....		7,000.00
A. A. Lilly, Services and expense, March, 1917, Virginia vs. West Virginia.....		500.00
Paving of Dickinson Street, Capitol grounds.....		3,085.55
Paving of Capitol Street, Capitol grounds.....		4,392.51
R. A. Windel, Cleaning carpets.....		150.00
E. F. Diehl, Expense as assistant to Banking Commission		74.88
Mrs. Chas. Walker (husband killed in Capitol fire).....		300.00
E. R. Evans, Medical bills and time lost.....		150.00
Bessie D. Arnett, Hospital and medical bills.....		125.50
E. R. Buffington, Hospital bill and time lost.....		80.57
Tri-Pure Water Co.....		6.00
<b>Total.....</b>	<b>\$</b>	<b>32,978.13</b>

**174.—Appropriation to Supplement General School Fund:**

Amount paid to General School Fund.....	\$	50,000.00
---	----	-----------

**RECAPITULATION OF DISBURSEMENTS BY OTHERS THAN STATE BOARD OF CONTROL, OUT OF "STATE FUND, GENERAL REVENUE," DURING THE YEAR ENDING JUNE 30, 1921**

Auditor's Office.....	\$	45,200.70
Auditor's Office, Insurance Department.....		10,810.37
Attorney General's Office.....		25,228.46
Governor's Office.....		13,790.36
Pardon Attorney's Office.....		4,436.56
Governor's Mansion and Grounds.....		3,420.33
Civil Contingent Fund.....		13,416.05
Treasurer's Office.....		18,923.88
Secretary of State's Office.....		29,240.30
Department of Agriculture.....		92,650.57
Supreme Court.....		66,018.35
Circuit Courts.....		128,113.00
State Law Library.....		6,550.00
Criminal Charges.....		84,999.27
Transportation of Prisoners.....		3,500.00
Extradition of Fugitives.....		3,355.57
State Tax Commissioner's Office.....		37,219.28
State Tax Commissioner's Office, Accounting Department.....		19,780.46
State Tax Commissioner's Office, Prohibition Department.....		79,935.97
State Tax Commissioner's Office, Excise Department.....		20,514.78
Public Service Commissioners, Salaries.....		18,000.00
Workmen's Compensation Commissioner, Salary.....		6,000.00
Adjutant General's Salary.....		3,600.00
Department of Mines.....		104,680.22
Department of Commissioner of Banking.....		21,144.79
Bureau of Labor.....		35,256.24
Department of Archives and History.....		11,380.35
State Board of Health.....		49,935.00
Capitol Buildings and Grounds.....		44,772.82
Labor Fund, Capitol Building.....		23,520.39
Temporary Capitol Building and Equipment.....		200,280.03
Publishing List of Delinquent Corporations.....		107.20

Keeper of the Rolls .....	300.00
Legislative Hand Book .....	8,000.00
Virginia Debt Expense .....	2,172.49
Inauguration Expense .....	2,928.09
Oil and Gas Tax Transportation Litigation .....	17,623.31
Expense of Suit, Pa. and Ohio vs. West Virginia .....	23,383.04
Printing, Binding and Stationery .....	196,651.60
West Virginia State Legislature .....	298,214.58
Mailing Journals and Bills .....	19,873.55
Miscellaneous by the Legislature .....	32,978.13
Supplement to General School Fund .....	50,000.00
<b>Total.....</b>	<b>\$ 1,877,906.09</b>

### DEPARTMENT OF PUBLIC SAFETY.

*Department of Public Safety disbursed on approval of State Board of Control.*

#### 175.—Appropriation to Pay Expenses of the Department of Public Safety.

Jackson, Arnold, Superintendent salary 12 months.....	\$	3,000.00
Freeman Carte, Bookkeeper, salary 8 months.....		1,000.00
R. G. Withrow, Janitor, salary 12 months.....		886.67
Company A:		
Thos. W. Norton, Captain, salary 12 months.....		1,800.00
H. N. Rexroad, Lieutenant, salary 11 months.....		1,466.63
Elwin Moran, Sergeant, salary 12 months.....		1,183.34
H. A. Brown, Sergeant, salary 10 months.....		916.70
Corporal, salary 2 months.....		166.66
E. E. Barbe, Sergeant, salary 2 months.....		183.34
Corporal, salary 10 months.....		833.30
R. E. Brymer, Corporal, salary 12 months.....		999.96
C. W. Smith, Sergeant, salary 2 months.....		183.34
Corporal, salary 10 months.....		835.30
J. T. Walters, Corporal, salary 3 months.....		249.99
C. L. Calhoun, Sergeant, salary 2 months.....		183.34
Private, salary 5 months.....		375.00
Corporal, salary 5 months.....		416.65
J. C. Belcher, Corporal, salary 2 months.....		166.66
A. W. Kemper, Corporal, salary 2 months.....		166.66
Private, Salary 10 months.....		750.00
C. T. Reynolds, Corporal, salary 2 months.....		166.66
Private, salary 9 + months.....		740.00
H. M. Alderson, Private, salary 5 + months.....		415.00
J. C. Belcher, Private, salary 10 months.....		750.00
J. E. Boggs, Private, salary 12 months.....		900.00
H. R. Burr, Private, salary 12 months.....		900.00
D. W. Cox, Private, salary 1 + months.....		87.50
J. R. Colliers, Private, salary 12 months.....		900.00
Grade Cook, Private, salary 12 months.....		900.00
W. B. Curtis, Private, salary 2 months.....		150.00
R. L. Cart, Private, salary 5 + months.....		407.50
A. R. Conrad, Private, salary 2 + months.....		222.50
A. L. Dempsey, Private, salary 3 + months.....		257.50
G. W. Darnell, Private, salary 11 + months.....		895.00
F. D. Davis, Private, salary 11 + months.....		862.50
L. F. Funk, Private, salary 5 + months.....		407.50
Victor Fluhardy, Private, salary 11 + months.....		867.50
Coye Hawks, Private, salary 2 months.....		150.00
C. M. Kackley, Private, salary 10 + months.....		762.50
W. B. Isaacs, Private, salary 3 + months.....		270.00
Terrell Jackson, Private, salary 1 + months.....		82.50

Jack Kings, Private, salary 4 + months	325.00
Arnold Moore, Private, salary 12 months	900.00
S. B. Murphy, Private, salary 4 + months	337.50
J. K. Murry, Private, salary 11 + months	875.00
R. R. Manown, Private, salary 6 + months	455.00
Albert McFarland, Private, salary 4 + months	345.00
H. E. Marlin, Private, salary 5 + months	390.00
C. C. Richards, Private, salary 8 + months	625.00
P. Sterling, Private, salary 1 + month	112.50
W. M. Sydenstricker, Private, salary 5 + months	417.50
H. G. Smith, Private, salary 11 + months	892.50
D. R. Smith, Private, salary 12 months	900.00
Jas. W. Stanley, Private, salary 2 + months	187.50
A. E. Stine, Private, salary 12 months	900.00
Jno. D. Squires, Private, salary 8 + months	662.50
Frank E. Swisher, Private, salary 5 + months	407.50
Eldridge Teel, Private, salary 2 months	150.00
D. Timberlake, Private, salary 2 + months	187.50
L. W. Walker, Private, salary 12 months	900.00
J. T. Winters, Private, salary 2 months	150.00
J. W. Woodell, Private, salary 12 months	900.00
Jos. C. Ward, Private, salary 3 + months	285.00
Harley E. Zinn, Private, salary 4 months	300.00
S. H. Pettry, Private, salary 1 + month	95.00
Lee F. Myers, Private, salary 5 + months	392.50
H. W. McCoy, Private, salary 3 + months	232.50
C. D. McHone, Private, salary 4 + months	315.00
C. C. McMillion, Private, salary 1 + months	117.50
Jno. C. Plumb, Private, salary 1 + months	117.50
S. L. Reed, Private, salary 5 + months	422.50
C. D. Nestor, Private, salary 4 + months	325.00
W. L. McMillion, Private, salary 1 + month	117.50
L. Martin, Private, salary 1 + month	122.50
Geo. R. Gardner, Private, salary 2 + months	197.50
E. Clark, Private, salary 1 + month	87.50
Wm. Belcher, Private, salary 1 + month	72.50
L. H. Black, Private, salary 1 + month	95.00
J. O. Crowley, Private, salary 1 + month	87.50
Claud Conway, Private, salary 1 + month	107.50
E. R. Campbell, Private, salary 1 + month	92.50
Garland Crites, Private, salary 1 + month	92.50
R. V. Herndon, Private, salary 1 + month	82.50
C. G. Highman, Private, salary 1 + month	107.50
Thos. Helfrick, Private, salary 1 + month	95.00
W. E. Howard, Private, salary 1 + month	92.50
E. L. Moyers, Private, salary 1 + month	147.50
C. S. Ogden, Private, salary 1 + months	85.00
H. E. Wilson, Private, salary 1 + month	135.00
Howard Wilson, Private, salary 1 + month	112.50
J. E. White, Private, salary 1 + month	92.50
R. L. Pyle, Private, salary 1 + month	137.50
H. M. Sigler, Private, salary 1 + month	85.00
Earl Limbert, Private, salary 1 + month	105.00
Urtle Lantz, Private, salary 1 month	75.00
N. H. Chrisley, Private, salary 1 month	75.00
C. A. Dodge, Private, salary 1 month	75.00
Nol Grothie, Private, salary 1 month	75.00
W. F. Adkins, Private, salary part month	45.00
Solo C. Burch, Private, salary part month	25.00
B. R. Harris, Private, salary part month	30.00
Geo. W. Lanhamer, Private, salary part month	10.00
Lee M. Marshall, Private, salary part month	35.00
J. E. McFadden, Private, salary part month	10.00
L. E. Shields, Private, salary part month	2.50

W. O. McCutcheon, Private, salary part month.....	67.50
Wm. Kimbler, Private, salary part month.....	70.00
L. H. Lease, Private, salary part month.....	55.00
Jno. F. Bierce, Private, salary part month.....	50.00
F. F. Damron, Private, salary part month.....	30.00
Howard Deem, Private, salary part month.....	70.00
C. S. Hamer, Private, salary part month.....	12.50
Iva N. Ayers, Private, salary part month.....	50.00
Harry Barthlow, Private, salary part month.....	50.00
Okey T. Beha, Private, salary part month.....	32.50
G. W. Busch, Private, salary part month.....	42.50
F. F. Damron, Private, salary part month.....	25.00
G. R. Duling, Private, salary part month.....	55.00
C. H. Dawson, Private, salary part month.....	62.50
E. C. Hall, Private, salary part month.....	62.50
O. L. Hawkins, Private, salary part month.....	25.00
M. E. Lott, Private, salary part month.....	67.50
Lea W. Lott, Private, salary part month.....	70.00
L. L. May, Private, salary part month.....	32.50
A. R. Mathew, Private, salary part month.....	22.50
Carl Moore, Private, salary part month.....	52.50
Jas. O'Brien, Private, salary part month.....	47.50
M. M. Rardon, Private, salary part month.....	62.50
E. H. Talley, Private, salary part month.....	15.00
O. G. Willey, Private, salary part month.....	62.50
Carl Vanderander, Private, salary part month.....	40.00
P. F. Thomas, Private, salary part month.....	62.50
G. C. Rippetoe, Captain, Salary 1 + month.....	185.00
Jas. R. Brockus, Captain, salary 10 + months.....	1,597.78
David Peterson, Sergeant, salary 7 + months.....	732.50
H. N. Rexroad, Sergeant, salary 1 month.....	100.00
Oscar Spencer, Sergeant, salary 4 months.....	366.68
N. G. Rodes, Sergeant, salary 7 months.....	641.69
Corporal, salary 5 months.....	416.65
S. P. Jennings, Sergeant, salary 7 months.....	641.69
Corporal, salary 3 months.....	249.99
Private, salary 2 months.....	150.00
Sam Taylor, Sergeant, salary 2 months.....	183.34
Corporal, salary 5 months.....	416.65
Private, salary 5 months.....	375.00
Elmer Cubine, Private, salary 2 months.....	166.66
C. S. Bodimer, Private, salary 10 months.....	833.30
Sergeant, salary 2 months.....	183.34
Clarence Milbe, Corporal, salary 5 + months.....	423.31
C. H. Jeffries, Corporal, salary 7 months.....	583.31
Private, salary 5 months.....	375.00
J. A. Allen, Private, salary 2 + months.....	187.50
G. W. Anderson, Private, salary 3 + months.....	255.00
R. H. Bailey, Private, salary 2 + months.....	152.50
W. F. Adkins, Private, salary 1 + months.....	145.00
E. A. Brown, Private, salary 3 + months.....	235.00
B. M. Ball, Private, salary 6 + months.....	490.00
Ben G. Belcher, Private, salary 1 + months.....	107.50
B. Bartram, Private, salary 2 + months.....	157.50
C. Branham, Private, salary 4 + months.....	305.00
J. A. Bowles, Private, salary 12 months.....	900.00
Thos. Barton, Private, salary 12 months.....	900.00
Robt. Crawford, Jr., Private, salary 1 + month.....	132.50
Merils Chafin, Private, salary 7 + months.....	532.50
Elmer Cubine, Private, salary 10 months.....	750.00
W. B. Curtis, Private, salary 10 + months.....	790.00
W. W. Creasy, Private, salary 8 + months.....	637.50

Corporal, salary 2 months.....	166.66
Claud Clark, Private, salary 5 + months.....	420.00
C. A. Dodge, Private, salary 11 months.....	825.00
H. M. Dyer, Private, salary 1 + month.....	132.50
Sam Dooley, Private, salary 10 + months.....	837.50
E. E. Godfrey, Private, salary 12 months.....	900.00
J. B. Greever, Private, salary 12 months.....	900.00
C. E. Godfrey, Private, salary 4 months.....	300.00
E. C. French, Private, salary 2 + months.....	187.50
Geo. Fields, Private, salary 1 + months.....	80.00
Wm. Harrison, Private, salary 7 + months.....	532.50
Coy E. Hawks, Private, salary 10 months.....	750.00
Jno. Kalinski, Private, salary 2 + months.....	170.00
Jos. Koski, Private, salary 2 + months.....	177.50
Wm. Meade, Private, salary 7 months.....	525.00
Riley Meade, Private, salary 10 + months.....	767.50
C. E. Milbee, Private, salary 2 months.....	150.00
Ivan O. Mounts, Private, salary 5 + months.....	435.00
J. L. Murphy, Private, salary 7 + months.....	570.00
C. E. Meador, Private, salary 5 + months.....	377.50
H. D. Jones, Private, salary 6 + months.....	452.50
E. L. Ripley, Private, salary 4 + months.....	350.00
J. W. Rogers, Private, salary 3 + months.....	237.50
Doc Rose, Private, salary 12 months.....	900.00
L. H. Richard, Private, salary 9 + months.....	755.00
Jno. H. Cummings, Private, salary 6 + months.....	512.50
Eldridge Teel, Private, salary 8 + months.....	650.00
Edward Tucker, Private, salary 2 + months.....	192.50
R. J. Terrel, Private, salary 6 + months.....	515.00
C. A. Tickel, Private, salary 7 + months.....	572.50
Harvey Thacker, Private, salary 6 + months.....	487.50
Boyd Watts, Private, salary 2 + months.....	162.50
Luther Wheatley, Private, salary 3 + months.....	260.00
Chas. C. Ward, Private, salary 10 + months.....	772.50
Roy Walker, Private, salary 7 + months.....	537.50
Jno. W. Whisman, Private, salary 6 + months.....	492.50
Jeff D. Watts, Private, salary 6 + months.....	477.50
Elwood Wilson, Private, salary 1 + months.....	90.00
Jno. Pinson, Private, salary 6 + months.....	490.00
N. C. Preston, Private, salary 2 + months.....	182.50
Jno. Price, Private, salary 1 + months.....	80.00
Thos. P. Quinn, Private, salary 3 + months.....	267.50
W. S. Cyrus, Private, salary 1 + months.....	120.00
R. C. Johnston, Private, salary 2 + months.....	187.50
Robt. Maynard, Private, salary 2 + months.....	212.50
Jay Rowe, Private, salary 6 + months.....	475.00
C. L. Swift, Private, salary 5 + months.....	425.00
George Inscore, Private, salary 4 + monthx.....	340.00
Charles Litteral, Private, salary 3 + months.....	282.50
Howard Deem, Private, salary 3 months.....	225.00
Owens Shaeffer, Private, salary 2 + months.....	217.50
P. S. Decker, Private, salary 1 + month.....	100.00
Otis C. Newman, Private, salary 2 + months.....	170.00
Albert Nicholas, Private, salary 1 + month.....	147.50
M. B. Streagle, Private, salary 1 + month.....	77.50
C. M. Arbogast, Private, salary 1 + month.....	77.50
W. R. Dodson, Private, salary 2 + months.....	160.00
C. S. Hamer, Private, salary 2 months.....	150.00
G. B. Godfrey, Private, salary 1 + month.....	77.50
L. H. Hopkins, Private, salary 1 + month.....	87.50
A. D. Myers, Private, salary 1 month.....	75.00
James O'Brien, Private, salary 1 month.....	75.00
Geo. D. Radcliff, Private, salary 1 month.....	75.00

S. H. Pettry, Private, salary 1 month . . . . .	75.00
J. O. Crowley, Private, salary 1 month . . . . .	75.00
Ermele Clark, Private, salary 1 month . . . . .	75.00
G. A. Duling, Private, salary 1 month . . . . .	75.00
Alexander Dempsey, Private, salary 1 month . . . . .	75.00
R. V. Herndon, Private, salary 1 month . . . . .	75.00
L. L. May, Private, salary 1 month . . . . .	75.00
Wm. McMillion, Private, salary 1 month . . . . .	75.00
C. C. McMillion, Private, salary 1 month . . . . .	75.00
Leamon Martin, Private, salary 1 month . . . . .	75.00
O. R. Ruth, Private, salary 1 month . . . . .	75.00
O. G. Willey, Private, salary 1 month . . . . .	75.00
M. L. King, Private, salary part month . . . . .	27.50
Arthur Payne, Private, salary part month . . . . .	70.00
W. R. Noffsinger, Private, salary part month . . . . .	50.00
B. J. Bloomberg, Private, salary part month . . . . .	25.00
G. O'Brien, Private, salary part month . . . . .	27.50
R. L. Hart, Private, salary part month . . . . .	12.50
Lee M. Marshall, Private, salary part month . . . . .	55.00
W. D. Armstrong, Private, salary part month . . . . .	55.00
V. L. Adam, Private, salary part month . . . . .	32.50
C. W. Broyles, Private, salary part month . . . . .	27.50
J. R. Bane, Private, salary part month . . . . .	22.50
Victor Cabbage, Private, salary part month . . . . .	60.00
W. D. Driver, Private, salary part month . . . . .	27.50
C. C. Hopkins, Private, salary part month . . . . .	55.00
C. W. Hissom, Private, salary part month . . . . .	27.50
Jas. Keplinger, Private, salary part month . . . . .	27.50
Lonnie Lester, Private, salary part month . . . . .	62.50
Loyd Layman, Private, salary part month . . . . .	62.50
H. L. McCoy, Private, salary part month . . . . .	62.50
C. E. Ney, Private, salary part month . . . . .	62.50
L. D. Howell, Services . . . . .	10.00
Ted Ray, services . . . . .	2.50
G. H. Williams, services . . . . .	70.50
Walter Isaac, services . . . . .	7.50
<b>Traveling Expense:</b>	
Jackson Arnold, transportation . . . . .	65.26
Hotel and Meals . . . . .	163.80
Telephone and Telegraph . . . . .	12.34
Repairs to Auto . . . . .	9.80
Freeman Carte . . . . .	33.89
Thos. W. Norton . . . . .	507.24
G. C. Rippetoe . . . . .	153.17
James R. Brockus . . . . .	425.08
Dean Timberlake . . . . .	42.42
E. E. Barb . . . . .	403.54
Doc Rose . . . . .	145.20
Azell Cook . . . . .	10.60
Oscar Kincade . . . . .	23.00
Elwin Moran . . . . .	202.72
H. N. Rexroad . . . . .	229.44
Arnold Moore . . . . .	617.16
Jessee Wooddell . . . . .	560.20
Jas. K. Murray . . . . .	124.00
Merile Chafin . . . . .	53.19
Wm. Harrison . . . . .	101.00
Chas. L. Calhoun . . . . .	276.42
Fulton Spears . . . . .	11.00
C. N. Adkins . . . . .	13.55
A. W. Kemper . . . . .	128.84

H. R. Burr.....	138.42
Coy C. Richards.....	51.73
S. P. Jennings.....	174.90
H. M. Dyer.....	15.80
Thos. Barton.....	\$ 55.50
N. G. Rodes.....	74.49
Sam Taylor.....	244.40
L. E. Shields.....	11.05
C. T. Reynolds.....	132.50
Grade Cook.....	100.61
Jno. T. Winters.....	16.50
R. J. Terrell.....	88.10
Coy E. Hawks.....	92.60
C. E. Milbe.....	96.15
C. S. Bodimer.....	440.78
Victor Fluharty.....	54.75
J. R. Collier.....	200.40
Elmer Cubine.....	82.45
Waldo Noffsinger.....	4.80
C. A. Dodge.....	37.55
G. W. Anderson.....	28.10
C. H. Jeffries.....	208.27
Jas. E. Boggs.....	139.40
R. E. Bryner.....	182.72
R. A. Bailey.....	38.07
Sam B. Murphy.....	187.16
A. D. Myers.....	14.60
G. W. Darnell.....	83.11
Jno. C. Belcher.....	90.20
A. E. Stine.....	143.56
Jas. E. McFadden.....	4.83
Sam Dooley.....	31.90
L. W. Lohman.....	2.68
H. E. Martin.....	35.65
D. R. Smith.....	137.20
Luther Wheatley.....	35.20
F. D. Davis.....	22.40
Wm. Meade.....	67.40
Jas. A. Allen.....	15.15
Chas. M. Kackley.....	132.55
Oscar Spencer.....	15.00
Lawrence W. Walker.....	7.00*
A. D. Conrad.....	53.65
E. L. Ripley.....	26.70
G. W. Rogers.....	9.20
Jake Greever.....	17.85
C. W. Smith.....	373.08
W. W. Creasy.....	47.50
Leon Hopkins.....	7.65
Eldridge Teel.....	70.53
H. A. Brown.....	101.69
Jno. T. Winters.....	3.00
Jno. D. Squires.....	148.05
H. G. Smith.....	15.75
W. B. Curtis.....	42.05
Albert McFarland.....	121.03
Jno. Kalinski.....	5.65
F. E. Swisher.....	20.00
J. B. Koski.....	11.10
H. E. Zinn.....	39.05
Ben G. Belcher.....	5.15
A. G. Payne.....	5.60

R. P. Crawford	16.97
C. A. Tickel	59.15
J. L. Murphy	41.30
B. J. Blombarry	9.10
E. E. Godfrey	30.25
T. P. Quinn	84.50
Alexander Dempey	33.05
Jno. Pinson	41.16
Lee F. Myers	12.50
R. R. Manom	13.03
Jno. C. Plumb	5.50
W. S. Cyrus	22.15
Delbert Allen	10.78
S. L. Reed	11.75
R. C. Johnson	12.00
H. M. Alderson	12.50
H. W. McCoy	25.70
D. W. Cox	4.60
Geo. D. Radcliff	2.95
Jake Kings	43.20
W. M. Sydenstricker	6.00
Chas. F. Swift	11.75
J. C. Ward	3.90
H. M. Alderson	6.50
C. D. McHone	14.25
Claude Clark	14.37
Clyde Meador	11.75
H. C. Thacker	13.00
B. M. Ball	13.75
J. W. Whisman	8.00
Roy Walker	6.51
Thos. Barton	24.10
Thos. Helfrick	4.40
L. H. Black	4.40
Grathel Noe	2.50
Jackson Arnold, to reimburse for traveling expenses paid for members	352.68
Subsistence furnished to members of department by:	
J. F. Smith	212.30
A. E. Leggitt	151.64
Dora Preece	303.50
Mrs. J. A. Hutchinson	1,622.95
Dora Chambers	69.50
A. D. Chambers	590.25
W. M. Bowman	30.00
S. T. Chambers	10.00
Vena Thornberg	15.00
J. W. Polng, City Hotel	3,168.90
L. S. Keim	389.50
W. M. Miller	808.00
Mrs. J. D. Donohue	1,130.30
B. & O. Restaurant	72.20
G. W. Upton	973.87
Bertha Phipps	109.58
Mrs. N. C. West	156.00
J. F. Browning	21.00
Bruno Bastucca	103.40
Thos. Pappas	384.92
M. L. Isbell	115.50
Jos. Green	916.07
J. M. Smith	55.00
J. L. Leggett	275.08
Mrs. Sam Laxton	228.45



Mrs. Baker Mantz	534.50
Joe Lane	11.20
J. C. Myers	73.75
J. B. Harman	9.25
C. W. Kennedy	12.00
Mrs. J. C. Briggs	19.50
W. J. Metheny	14.00
Altamont Cafeteria Co.	5.65
Altamont Hotel	12.50
Royal Cafe	15.55
Jno. Harduff	4.00
Spencer Hotel	11.25
Wanda Quisenberry	9.58
R. F. Willis Hotel	154.75
J. M. Wheatley	77.33
O. C. Davis	61.50
Columbia Hotel	28.50
M. L. Williams	22.00
Sam Soloman	160.00
Bailey House	220.00
W. H. Meynard	544.50
R. C. Ashworth	50.00
H. P. Harmon	7.50
W. M. Sargent	67.50
Mrs. A. Hawkins	28.50
Mrs. H. C. Aumeller	326.25
Shumate Hotel	2,189.50
Preston Co. Hotel	428.20
Mrs. M. D. Stewart	54.75
E. E. Branscome	13.20
Thacker C. and C. Co.	902.93
Mrs. W. B. Cox	61.00
Ira McGlothline	98.00
Borderland Coal Co.	352.00
W. F. Carnes	12.40
A. A. Martin	5.60
Mrs. Lydia Silcott	6.50
Mrs. D. W. Hathaway	217.50
Boyd Weese	160.45
N. C. Hawks	27.90
Wayne C. Kennady	11.25
Albert McFarland	118.50
Monroe Hotel	69.00
Mrs. W. E. Weatherford	398.00
Mrs. T. L. Johnson	85.00
Mrs. Chas. P. Elick	239.16
Mrs. J. W. Jack	6.00
G. T. Gall	33.90
W. G. Harmison	6.00
Viola Morris	3.00
E. E. Curtis	22.50
Mrs. V. F. Jamison	166.25
Mrs. W. H. Hathaway	20.45
Mrs. B. W. Hathaway	216.00
Mrs. C. B. Ross	62.50
V. H. Adell	12.00
A. F. Hatfield	81.75
Commercial Hotel	419.50
S. C. Chapman	146.00
Williams Hotel	899.78
E. H. Toney	2.00
Mrs. Geo. Gilfellen	100.00
Mrs. N. E. Watson	10.00

W. C. Kennedy.....	8.25
A. G. Meek.....	196.20
Busy Bee.....	639.08
Jack Parsley.....	23.50
Mrs. J. Warnick.....	3,319.21
H. Ward.....	44.50
D. R. Norvell.....	10.00
J. F. Smith.....	66.30
B. F. Maynard.....	80.40
Hotel McCravy.....	13.00
S. S. Barnett.....	652.41
Lewis Williams.....	93.00
G. M. Slaughter.....	45.50
Mrs. Jos. Irwin.....	439.50
Mrs. Jack Parson.....	177.44
Central Hotel.....	37.75
Winifrede Thacker Coal Co.....	244.00
Crystal Block Mining Co.....	84.48
Washington Hotel.....	77.36
Anna Stump.....	200.00
J. K. Churns.....	127.50
C. A. Fisher.....	601.75
Thacker Fuel Co.....	487.13
Glen Alum Club House.....	138.00
Hampshire Club House.....	6.00
Mrs. C. E. Miller.....	123.00
Falls Branch Coal Co.....	413.00
Spring Valley Hotel.....	58.00
Sallie McClure.....	360.00
Howard Colliers.....	1,815.12
G. W. Kiff.....	214.15
Mrs. V. Tudor.....	211.72
Mrs. W. M. Miller.....	185.00
J. C. Mullins.....	7.00
McClure House.....	115.00
Crystal Restaurant.....	15.00
Urias Hotel.....	4,240.61
Mrs. J. J. Berryman.....	144.75
Crystal Supply Co.....	152.40
War Eagle Coal Co.....	295.67
S. B. Cox.....	306.00
Mrs. C. E. Willis.....	412.50
J. E. Fluty.....	539.90
Smith Pond Creek Coal Co.....	121.98
Ed. Akers.....	39.00
Robert Ross.....	15.00
Ira McGlothline.....	55.50
Mrs. J. B. Pinson.....	695.00
Mrs. L. Bartram.....	758.75
F. E. Walter.....	175.00
Victory Restaurant.....	245.00
Mrs. J. G. Bradley.....	16.75
Marion Lambert.....	528.00
Chester Jones.....	121.50
Mrs. L. A. Jones.....	29.50
J. M. Toler.....	14.00
Vaughan Hotel.....	23.85
Lucy Thomas.....	5.75
Waller Hotel.....	362.00
Mrs. R. M. Bowlby.....	72.00
New Howard Coal Co.....	264.60
Mrs. E. V. Keim.....	34.50
H. F. Crawford.....	12.50

Peabody Hotel.....	82.00
Geo. Reed.....	218.43
F. E. Waller.....	196.00
Laura Johnson.....	7.50
Burnwell Coal and Coke Co.....	290.55
Hotel Pax.....	33.00
M. C. Gandy.....	760.00
Willis Branch Mess.....	548.03
New River Club House.....	138.00
Mrs. W. R. Naeolin.....	93.75
W. M. Kreglon.....	120.00
Williamson Restaurant.....	12.25
Hotel Hermitage.....	11.50
M. S. Lambert.....	190.50
J. B. Johnes.....	116.00
Mrs. Chas. Haught.....	12.00
Pete Anastos.....	12.00
New River House.....	67.50
Red Jacket Club.....	100.00
Bob Tickel.....	34.84
Chesapeake and Ohio Ry. Co., Transportation.....	73.94
Central W. Va. and Southern Ry. Co., Transportation...	2.16
Baltimore and Ohio Ry. Co., Transportation.....	55.53
Kanawha and Michigan Ry. Co., Transportation.....	5.13
Norfolk and Western Ry. Co., Transportation.....	11.62
Virginian Ry. Co., Transportation.....	1.20
Western Maryland, Transportation.....	40.25
Morgantown and Kingwood, Transportation.....	1.74
Auto Hire.....	382.50
Postage.....	200.00
Telephone.....	802.53
Telegraph.....	128.12
Freight, Express and Drayage.....	571.77
Office Supplies and Stationery.....	41.65
Office Furniture and Rugs.....	1,122.37
Subscription to Papers.....	33.00
Heat, Water and Light.....	269.43
Water Cooler.....	18.33
Laundry.....	54.10
Toilet Paper.....	11.50
Window Screens.....	12.00
Workmen's Compensation Premium.....	1,794.13
Drinking Water.....	36.60
Electric Supplies and Fans.....	162.66
Presto Tanks.....	108.00
Books.....	258.00
Typewriters.....	178.20
Disinfectants.....	32.00
Vaccum Sweeper.....	57.50
Uniforms.....	9,118.59
Hats.....	720.30
Shirts.....	2,191.14
Overalls.....	164.64
Shoes.....	5,431.16
Rain Coats.....	4,576.35
Leggins.....	1,402.06
Macinaws.....	3,375.00
Cleaning Uniforms.....	123.75
Riot Guns.....	675.00
Gum Boots.....	250.00
Gloves.....	6.35
Collar Pins.....	34.72
Badges.....	249.74

Ties.....	112.90
Bedding.....	85.26
Pistols.....	1,820.49
Pistol Holsters and Pockets.....	375.55
Gun Cases.....	900.00
Ammunition.....	377.76
Sub-Machine Guns.....	987.60
U. S. War Department, Rifles destroyed in fire.....	166.70
Musette Bags.....	173.60
Maps.....	44.80
Stoves.....	16.75
Care of Blood Hounds.....	27.05
Funeral Expense.....	263.75
Flowers, C. M. Kackley.....	15.00
Printing Briefs.....	48.00
Law and McClure Legal Services, State vs. Boggs.....	474.03
Harley Sanders and W. H. Malcolm, Legal Services, State vs. Hawks.....	600.00
A. G. Hughes, Legal Services.....	50.00
O. L. Haught, Transcript of Records.....	106.76
Notary Fees.....	45.50
Medical Attention.....	202.00
Horses.....	4,580.00
Feed.....	9,498.82
Horse Shoeing.....	276.93
Saddles.....	250.00
Bridles and Halters.....	211.90
Horse Covers and Cloths.....	641.50
Horse and Stable Supplies.....	190.30
Freight on Horses.....	279.22
Saddle Bags.....	250.00
Sash and Lumber.....	136.60
Veterinary Services.....	439.12
Automobiles.....	4,426.00
Automobile Insurance.....	200.75
Motor Cycles.....	3,128.65
Automobile Supplies and Repairs.....	2,365.88
Gasoline and Oil.....	655.95
Rent.....	1,235.23
Motor Cycle License.....	9.00
Barrack Supplies.....	193.78
A. E. Scherr, Premium on Bonds.....	557.50
New River Agency, Premium on Bonds.....	393.75
Darst and Morgan, Premium on Bonds.....	34.00
Total.....	\$ 211,925.69
The above classified as follows:	
Salaries.....	\$ 84,122.25
Transportation and Travel.....	10,736.82
Subsistence.....	46,007.55
Horses, Feed and Equipment.....	16,617.79
Automobile and Supplies.....	10,786.23
Uniforms, Clothing and Equipment.....	27,102.99
Rent and Quarters.....	1,235.23
Premium, W. C. F. and bonds of men.....	2,779.38
Office Supplies and Expense.....	4,032.76
Fire Arms and Ammunition.....	5,726.70
Legal Service.....	1,124.03
Sundry Supplies and Expense.....	1,653.96
Total.....	\$ 211,925.69

**STATEMENT OF ACTUAL DISBURSEMENTS BY STATE BOARD OF CONTROL OUT OF THE "STATE FUND, GENERAL REVENUE" DURING THE YEAR ENDING JUNE 30, 1921**

**STATE BOARD OF CONTROL.**

The following is a statement of the cash disbursements of the "State Fund General Revenue, disbursed on requisitions of the State Board of Control during the year ending June 30, 1921.

**176.—Appropriation to Pay the Salaries of the Members of the State Board of Control.**

E. B. Stephenson, salary 11 months .....	4,583.30
J. S. Lakin, salary 12 months .....	5,000.00
J. Walter Barnes, salary 12 months .....	5,000.00
J. S. Darst, salary 1 month .....	416.70
<b>Total</b> .....	<b>\$ 15,000.00</b>

**177.—Appropriation to Pay Salaries of Secretary, Buyer, Superintendent of Construction, Bookkeepers and Other Assistants.**

Frank H. Kinchloe, secretary, salary 12 months .....	3,060.00
M. C. Morgan, buyer, salary 7 months .....	2,045.00
C. M. Haddox, chief clerk, salary 12 months .....	2,355.00
H. C. Deisher, bookkeeper, salary 12 months .....	2,355.00
Lucile Wegman, Asst. bookkeeper, salary 9 months .....	955.00
Emma Kahn, Asst. bookkeeper, salary 2 months .....	210.00
Mrs. M. E. Curtis, asst. bookkeeper, salary 1 month .....	105.00
Mamie L. McRae, clerk to buyer, salary 11 + months .....	1,528.23
A. E. Cavender, commodity clerk, salary 10 + months .....	1,770.64
Sundry payments (See salaries for Stenographer) .....	736.13
<b>Total</b> .....	<b>\$ 15,120.00</b>

**178.—Appropriation to Pay Salaries of Seven Stenographers.**

Edith K. Phillips, salary 12 months .....	1,500.00
Minnie E. Rinard, salary 12 months .....	1,600.00
Eula Hockman, salary 12 months .....	1,380.00
Louise Evans, salary 12 months .....	1,265.00
Florence Ryan, salary 12 months .....	1,300.00
Blanche Conner, salary 12 months .....	1,160.00
Laura M. Bostik, salary 1 month .....	100.00
Mrs. D. D. Beardsley, salary 1 month .....	100.00
Nancy L. Galloway, salary 3 + months .....	289.00
Georgia Isaminger, salary 6 + months .....	854.83
Laura Ashley, salary 5 months .....	450.00

<b>Total</b> .....	<b>\$ 9,998.83</b>
Less amount paid from salary of clerks .....	736.13

**Net Total** .....

**\$ 9,262.70**

Wherever a part of the same class of expenditure is paid out of "State Fund General Revenue," and a part out of "State Fund, Special Revenue," the total amount is included in the above General Revenue classification.

Amount of above paid from "General Revenue" .....	\$ 8,400.00
Amount of above paid from "Special Revenue" .....	862.70

**Total as above** .....

**\$ 9,262.70**

**179.—Appropriation for Traveling Expenses.**

Dr. E. B. Stephenson, transportation .....	\$ 53.91
Hotel and Meals .....	8.90
J. S. Darst, transportation .....	36.49
Hotel and Meals .....	13.75
J. S. Lakin, transportation .....	611.21

Hotel and meals .....	282.92
Telephone and telegraph .....	9.73
Baggage and porter .....	7.72
J. Walter Barnes, transportation .....	391.75
Hotel and meals .....	85.53
Telephone 3.85, Baggage, 4.05 .....	7.90
Frank H. Kinchloe, transportation .....	32.93
Hotel and meals .....	13.55
Telephone .....	.67
M. C. Morgan, transportation .....	1.29
Hotel and meals .....	.75
Mamie L. McRae, transportation .....	13.38
Hotel and meals .....	1.50
Florence A. Ryan, transportation .....	13.38
Hotel and meals .....	1.50
<b>Total .....</b>	<b>\$ 1,588.76</b>

Wherever a part of the same class of expenditure is paid out of "State Fund General Revenue," and part out of "State Fund, Special Revenue," the total amount is included in above General Revenue classification.

Amount of above paid out of General Revenue .....	1,528.89
Amount of above paid out of Special Revenue .....	59.87
<b>Total .....</b>	<b>\$ 1,588.76</b>

Note—The above traveling expense of E. B. Stephenson was incurred as follows:

June 22-23, 1920, McKendree .....	5.28
July 8, 1920, Nitro .....	2.03
July 13, 1920, Pt. Pleasant .....	5.92
July 21-22, 1920, West Liberty and Moundsville .....	32.34
Oct. 5-7, 1920, Grafton .....	17.24
<b>Total .....</b>	<b>\$ 62.81</b>

Note—The above traveling expense of J. S. Darst was incurred as follows:

June 8, 1921, Montgomery .....	2.75
June 9-10, 1921, Hinton .....	13.00
June 12-15, 1921, Morgantown and Fairmont .....	34.49
<b>Total .....</b>	<b>\$ 50.24</b>

Note—The above traveling expense of J. S. Lakin was incurred as follows:

June 22, 1920, Collegiate Institute .....	.45
June 25-29, 1920, Terra Alta, Grafton, Salem, Parkersburg .....	29.37
July 13, 1920, Pt. Pleasant .....	6.35
July 17-25, 1920, Hopemont, Morgantown, Fairmont, Clarksburg and Huntington .....	49.82
Aug. 3, 1920, McKendree .....	5.24
Aug. 20-29, 1920, Terra Alta, Keyser, Inwood, Martinsburg, Washington, D. C. and Huntington .....	122.32
Sept. 19 to Oct. 6, Huntington, Salem, Fairmont, Terra Alta, Elkins, Weston and Morgantown .....	73.90
Oct. 9-16, 1920, Welch, Bluefield, Huntington, Spencer, and Pt. Pleasant .....	46.22
Oct. 22-28, 1920, Moundsville, West Liberty, Fairmont, Clarksburg and Grafton .....	30.65
Nov. 7-17, 1920, Huntington, Clarksburg, Shepherdstown, Romney, Moundsville and Hopemont .....	94.98

Nov. 20-24, 1920, McKendree, Denmar and Montgomery	19.88
Jan. 3, 1921, Huntington	7.11
Jan. 10-15, 1921, Industiral, Weston, Fairmont, and Moundsville	62.10
Jan. 18-20, 1921, Washington, D. C., Shepherdstown, Romney, Keyser and Elkins	108.99
Feb. 5-6, 1921, Huntington	10.87
Feb. 8-15-, 1921, Terra Alta, Grafton, Fairmont, Morgantown, Moundsville and West Liberty	77.07
Feb. 22, 1921, Huntington	12.71
Mar. 23-29, 1921, Romney, Terra Alta, Weston, Salem, and Huntington	46.66
May 14-16, 1921, Huntington	8.29
May 28-31, 1921, Weston, Salem, Terra Alta, and Huntington	36.96
June 8-15, 1921, Huntington, Pruntytown, Elkins, Morgantown and Fairmont	61.64
Total	\$ 911.58

Note—The above traveling expense of J. Walter Barnes was incurred as follows

June 22-23, 1920, McKendree	4.78
July 13, 1920, Pt. Pleasant	5.85
July 19-22, 1920, Salem, Clarksburg, West Liberty, Moundsville and Parkersburg	17.06
Aug. 6-12, 1920, Spence and Salem	19.34
Aug. 21-25, 1920, Weston	15.00
Sept. 8-9, 1920, Morgantown	3.97
Sep. 23-29, 1920, Huntington, Weston and Fairmont	25.05
Oct. 5-11, 1920, Grafton and Fairmont	19.03
Oct. 14-17, 1920, Washington, D. C.	46.85
Nov. 21-23, 1920, Athens and Bluefield	19.99
Dec. 6-9, 1920, Fairmont and Clarksburg	26.49
Dec. 23-24, 1920, Wheeling and Moundsville	25.81
Jan. 29 to Feb. 1, 1921, Welch and Huntington	23.87
Feb. 7-11, 1921, Firmont, Morgantown and Kingw9od	30.83
Feb. 23 to Mar. 2, 1921, Romney, Keyser, Elkins and Fairmont	47.86
Mar. 14-16, 1921, Glenville	18.38
Mar. 28 to Apr. 1, 1921, Pt. Pleasant and Huntington	9.28
May 19-21, 1921, Shepherdstown and Inwood	34.24
May 27 to June 2, 1921, Weston, Fairmont and West Liberty	30.94
June 6-15, 1921, Harpers Ferry, Keyser, Fairmont and Morgantown	60.56
Total	\$ 485.18

180—Appropriation for Current and Contingent Expense of the Board of Control.

Postage	1,448.20
Telephone	491.33
Telegraph	306.37
Freight	17.05
Express	14.07
Drayage	2.50
Typewriters and repairs	419.79
Repairs to adding machine	10.18
Rubber Stamps	105.02
Stencils	31.50
Blue Prints	8.85
Envelopes	35.80
Adding Machine	245.00

Loose Leaf Binder.....	254.00
Office table, Desk, and chairs.....	152.00
Picture frames.....	4.96
Curtains, rods and brackets.....	25.20
Office supplies.....	54.98
Repairs to chairs.....	16.00
Wall paper.....	106.59
Paint and Varnish.....	25.20
Cheese-cloth.....	16.36
Drinking water.....	59.00
Janitor supplies.....	24.96
Plate glass.....	9.75
Fire extinguisher.....	40.60
Cleaning carpets and rugs.....	65.00
E. L. Lanham, janitor service.....	43.33
Painting sign.....	5.00
Subscriptions to papers.....	49.20
Advertising.....	1.89
Premium on official bond, J. S. Lakin.....	25.00
Premium on official bond, E. B. Stephenson.....	25.00
Premium on official bond, J. S. Darst.....	25.00
Rent safety deposit boxes.....	22.50
C. M. Haddox, expense qualifying as notary public.....	7.50
Jordan Taxi Co., taxi service.....	8.75
Buzzer system.....	251.97
Electric supplies.....	5.00
Plumbing supplies.....	8.45
Repairs to heater and water pipe.....	41.60
Repairs to grate.....	3.75
Repairs to sewer.....	26.00
C. C. Campbell, repair work.....	18.50
Jeffers and Richardson, material for repairs.....	947.12
Labor.....	63.55
Commission.....	99.38
Shelving in janitors room.....	133.67
J. M. Gates & Son, paper and papering.....	55.93
Kanawha Banking and Trust Co., checks returned.....	20.00

Total..... \$ 5,878.35

Wherever a part of the same class of expenditure is paid out of "State Fund, General Revenue," and a part out of State Fund, Special Revenue," the total amount is included in above General Revenue classification.

Amount of above paid out of General Revenue.....	\$ 5,188.98
Amount of above paid out of Special Revenue.....	689.37

Total..... \$ 5,878.35

Recapitulation—General Revenue Expenditure:

Salaries of Members.....	\$ 15,000.00
Salaries of Clerks.....	15,120.00
Salaries of Stenographers.....	8,400.00
Traveling Expense.....	1,528.89
Current and Contingent Expenses.....	5,188.98

Grand Total—State Board of Control..... \$ 45,237.87

**HUNTINGTON STATE HOSPITAL.**

181.—Appropriation for Current General Expenses.

Salaries:

L. V. Guthrie, superintendent, salary 12 months.....	4,700.00
Alex. McKenzie, physician, salary 12 months.....	2,350.00
S. L. Johnson, physician, salary 12 months.....	1,800.00
Gertrude J. Flint, clerk, salary 12 months.....	999.96
Susie Randall, clerk, salary 12 months.....	780.00



Elmer Johnson, bookkeeper, salary 12 months.....	890.00
Frank M. Beck, clerk, salary 11 + months.....	916.63
Margaret L. Guthrie, matron, salary 12 months.....	499.92
E. K. Holland, engineer, salary 11 + months.....	1,166.67
L. McCorkle, engineer, salary 12 months.....	1,190.00
Harry Kirk, engineer, salary 12 months.....	1,073.33
Martha Savage, cook, salary 12 months.....	360.00
Almeda Goble, cook, salary 12 months.....	403.24
Celia Romme, cook, salary 12 months.....	565.03
Irene Walls, cook, salary 4 + months.....	132.33
Elizabeth Young, cook, salary 1 month.....	35.00
Nannie Young, cook, salary 9 months.....	325.00
Rev. W. J. Cocke, Chaplain, salary 12 months.....	180.00
T. C. Rhodes, teamster, salary 12 months.....	600.00
Mrs. F. M. Hunston, teacher, salary 4 months.....	195.13
Attendants:	
T. G. Daily, salary 2 + months.....	169.16
L. O. Bush, salary 3 months.....	145.83
W. B. Flint, salary 12 months.....	595.00
B. M. Carr, salary 12 months.....	595.00
L. C. Linville, salary 10 + months.....	476.33
N. C. Crockett, salary 12 months.....	610.00
T. G. Romine, salary 6 + months.....	294.16
Wm. Carter, salary 11 + months.....	503.83
R. H. Yowell, salary 12 months.....	588.33
T. F. Broyles, salary 12 months.....	537.50
G. W. Garrett, salary 12 months.....	534.50
Lydia Wheeler, salary 12 months.....	474.67
America Morgan, salary 9 + months.....	383.17
Mary Wilson, salary 3 + months.....	157.50
Blanche Carter, salary 11 + months.....	478.00
Laura Stinette, salary 10 + months.....	422.09
Ina Sims, salary 2 months.....	65.02
Susie Blackenbeckler, salary 2 + months.....	90.83
Una Broyles, salary 12 months.....	472.50
Anna Grogan, salary 12 months.....	402.83
Elsa Grimm, salary 12 months.....	413.47
Florence Staton, salary 2 + months.....	83.74
Estella Goble, salary 11 + months.....	397.80
Mary Lacy, salary 1 + month.....	43.75
Elizabeth Robertson, salary 12 months.....	470.92
Flora Randall, salary 8 months.....	332.34
J. A. Mitchell, salary 12 months.....	597.50
C. B. Davidson, salary 12 months.....	595.00
Wm. O'Connor, salary 12 months.....	595.00
Boyd Queen, salary 1 + month.....	49.50
Anna Hayes, salary 12 months.....	342.00
Martha Tooley, salary 7 + months.....	275.83
John Burke, salary 12 months.....	617.67
O. B. Caldwell, salary 9 + months.....	453.34
E. L. Boone, salary 3 + months.....	126.15
Maggie Musgrave, salary 11 + months.....	423.33
Effie Beckel, salary 3 + months.....	149.67
Phadia Nichols, salary 1 + month.....	43.50
Mary Hensley, salary 3 part months.....	59.59
Hazel Painter, salary 2 months.....	93.33
Emma Baxter, salary 6 + months.....	261.40
Earl Scott, salary 1 + month.....	49.00
Mattie Thomas, salary 2 part months.....	25.09
Emma Romine, salary 3 + months.....	151.30
Orma Warrell, salary 1 month.....	27.08
Guy Ramsey, salary 2 + months.....	126.67
Clarice Romine, salary 2 + months.....	82.00

Orma Scott, salary 1 month .....	25.00
Vera Ashburner, salary 4 part months .....	89.89
Frank Hunston, salary 1 month .....	31.42
Louvena Wolfe, salary 4 months .....	146.53
Callie Amlerson, salary 4 months .....	152.00
J. V. Berry, salary 2 + months .....	121.99
W. H. Paul, salary 2 months .....	88.32
Buck Jones, salary 1 month .....	25.00
Otho Milton, salary 1 months .....	27.00
Garnet Nichols, salary 1 month .....	33.33
Belle Jones, laundress, salary 12 months .....	589.99
Bessie Wall, laundress, salary 8 months .....	244.50
Addie Midkiff, laundress, salary 12 months .....	359.00
Estella Adkins, laundress, salary 2 part months .....	30.00
Bessie Clonch, laundress, salary 4 months .....	120.00
Eva Hall, laundress, salary 2 months .....	57.00
Ella Hayes, seamstress, salary 5 months .....	200.00
Alice Wooten, seamstress, salary 3 + months .....	157.33
Willard Neal, labor, salary 2 part months .....	51.38
Sundry labor, 9 persons, each receiving less than \$25.00 ..	90.38
Total salaries .....	\$ 36,684.52
Beef .....	\$ 11,907.49
Pork .....	2,087.73
Poultry .....	272.82
Fish .....	5.00
Oysters .....	47.90
Canned meats .....	113.00
Eggs .....	1,347.75
Butter .....	1,037.40
Oleomargarine .....	3,230.62
Lard .....	936.68
Milk .....	4,355.87
Cheese .....	1,096.07
Flour .....	1,406.00
Meals .....	284.50
Bread .....	11,754.46
Crackers .....	529.38
Macaroni .....	338.79
Hominy .....	163.90
Sugar .....	4,075.10
Coffee .....	1,370.62
Tea .....	15.00
Potatoes .....	1,784.87
Beans .....	974.75
Onions .....	49.65
Cabbage and kraut .....	1,079.79
Rice .....	879.25
Cereals .....	780.70
Canned corn .....	17.80
Canned peas .....	18.60
Other canned vegetables .....	48.15
Fresh tomatoes (for cannery) .....	1,679.87
Fresh corn .....	84.54
Fresh beans .....	1,143.96
Other fresh vegetables .....	103.72
Canned peaches .....	28.40
Fresh peaches .....	37.25
Fresh apples .....	1,692.95
Other fresh fruits .....	131.65
Figs and raisins .....	100.00
Dried peaches .....	2,252.00
Dried prunes .....	2,021.06
Dried apples .....	180.10

Dried pears . . . . .	74.75
Syrup . . . . .	1,235.95
Pepper . . . . .	24.89
Salt . . . . .	146.45
Spices . . . . .	.60
Baking powder . . . . .	238.69
Vinegar . . . . .	23.78
Ketchup and sauces . . . . .	56.10
Flavoring extracts . . . . .	18.04
Evaporated corn . . . . .	537.13
Other food supplies . . . . .	911.62
Canning supplies . . . . .	1,310.04
Ammonia . . . . .	73.52
Tobacco . . . . .	360.85
Laundry soap . . . . .	1,013.53
Toilet soap . . . . .	254.93
Other cleansers . . . . .	965.30
Other laundry supplies . . . . .	526.32
Fire extinguisher . . . . .	349.50
Broom . . . . .	320.30
Mops and brushes . . . . .	365.70
Toilet paper . . . . .	87.50
Disinfectants . . . . .	284.90
Other janitor supplies . . . . .	374.00
Ferry tolls . . . . .	12.58
Table silver . . . . .	68.78
Table china . . . . .	704.22
Kitchen equipment . . . . .	68.08
Kitchen utensils . . . . .	546.79
Tables . . . . .	17.50
Dressers . . . . .	120.00
Chairs . . . . .	42.00
Other furniture . . . . .	20.00
Carpets and floor covering . . . . .	423.44
Mattresses . . . . .	1,160.00
Quilts and blankets . . . . .	454.20
Hospital sheets . . . . .	74.40
Fire alarm . . . . .	153.79
Fire hose . . . . .	144.00
Shoes . . . . .	1,889.50
Shoe repairs . . . . .	266.08
Clothing . . . . .	6,213.56
Dry goods . . . . .	6,549.41
Notions . . . . .	61.28
Household supplies . . . . .	48.76
Amusements . . . . .	84.35
Funeral expenses . . . . .	89.50
Transportation of patients . . . . .	38.67
Rewards . . . . .	10.00
Hagan and Co., contract, furnishing and erecting canopy.	200.00
Gas . . . . .	10,713.72
Electricity . . . . .	60.00
Gasoline . . . . .	488.83
Lubricating oil . . . . .	521.81
Illuminating oil . . . . .	159.55
Paint . . . . .	76.00
Water . . . . .	162.00
Gas fixtures . . . . .	25.20
Electrical supplies . . . . .	793.82
Plumbing supplies . . . . .	81.11
Refund to pay patients . . . . .	218.57
Tents . . . . .	230.30

Rent land.....	400.00
L. V. Guthrie, advance allowance.....	2,061.89
Premiums on official bond, G. L. Flint, clerk.....	15.00
Premium on alcohol bond.....	10.00
Cattle.....	65.00
Corn.....	151.40
Oats.....	200.00
Chop and middlings.....	383.80
Dairy feed.....	1,423.53
Hay.....	258.67
Straw.....	199.50
Other feed.....	22.55
Fertilizer.....	20.00
Seeds.....	815.20
Plants.....	125.00
Auto repairs.....	727.42
Blacksmithing.....	82.50
Engine room supplies.....	406.50
Engine room repairs.....	14.20
Farm tools.....	29.70
Cement.....	164.14
Miscellaneous hardware.....	607.08
Barber supplies.....	33.39
Books.....	48.79
Newspapers.....	45.65
Other publications.....	96.39
Printing.....	101.29
Advertising.....	32.85
Drugs.....	1,305.15
Surgical instruments.....	67.90
Surgical supplies.....	86.44
Gauze.....	90.93
Other hospital supplies.....	200.20
Medical attendance.....	49.50
Veterinary service.....	5.00
Dental work.....	2.50
Postage.....	242.00
Telephone.....	155.25
Telephone tolls.....	88.84
Telegraph.....	108.85
Freight.....	795.24
Express.....	95.37
Drayage.....	11.57
Typewriters and repairs.....	166.85
Repairs to adding machine.....	3.00
Stationery.....	84.96
Office supplies.....	157.23
Labor:	
L. C. Linville.....	81.66
Wm. Carter.....	54.67
Wm. O'Connor.....	59.75
T. C. Rhodes.....	411.00
Evelyn Cornell.....	90.00
James Green.....	465.00
May Wilson.....	32.50
Lydia Wheeler.....	115.00
Alex R. McKenzie.....	50.00
B. M. Carr.....	30.00
Elsa Grim.....	55.00
Estella Goble.....	32.00
Laura Stinnett.....	30.00
Una Broyles.....	50.17
Anna Grogan.....	70.00

Blanche Carter.....	35.17
Maggie Musgrave.....	60.00
Susie Randall.....	80.00
C. B. Davidson.....	40.00
O. B. Colwell.....	40.00
R. H. Youwell.....	41.67
W. B. Flint.....	40.00
N. C. Crockett.....	45.83
T. F. Broyles.....	40.00
Geo. Garrett.....	40.00
J. A. Mitchell.....	40.00
Elsie Grim.....	37.17
Almeda Goble.....	39.00
Elizabeth Robertson.....	40.00
America Morgan.....	30.00
John Burke.....	40.00
J. L. Hite.....	25.00
Emma Baxter.....	30.00
Clarence Myers.....	30.00
Sundry labor, 39 persons, each receiving less than \$25.00.....	366.14
Total for labor.....	\$ 2,766.73
Traveling expense:	
L. V. Guthrie.....	249.65
Alex R. McKenzie.....	12.65
F. M. Beck.....	16.51
Total traveling expense.....	278.81
Total.....	\$ 155,999.61
Less discount for cash.....	487.04
Less freight paid and deducted.....	153.31
Total.....	\$ 155,359.26

Note—The above traveling expense of L. V. Guthrie was incurred as follows:

June 7, 1920, Cleveland Ohio.....	61.69
June 17, 1920, Charleston.....	5.00
June 24-27, 1920, Terra Alta and Charleston.....	33.35
Sept. 14, 1920, Charleston.....	4.00
Total.....	\$ 104.04

182.—*Appropriation for Repairs and Improvements Huntington State Hospital.*

Lumber.....	\$ 128.81
Cement.....	152.49
Sand and Gravel.....	164.10
Lime.....	68.60
Plaster.....	25.00
Brick.....	159.50
Paint, oil and varnish.....	502.19
Fire clay.....	25.00
Doors.....	8.85
Poultry wire.....	20.61
Telephone wire.....	21.57
Building paper.....	7.00
Repairs for roof.....	80.26
Auto repairs.....	37.00
Coils for heaters.....	240.00
Plate glass.....	155.55
Repairs to motors.....	31.18
Repairs for gas engine.....	44.37
Repairs to laundry machine.....	36.81
Repairs for pump.....	15.07

Sundry repairs.....	12.30
Repairs to motor at pump house.....	189.19
Repairs for engine room.....	112.63
Supplies for engine room.....	223.48
Galvanized sink.....	60.76
Plumbing supplies.....	421.06
Miscellaneous hardware.....	39.15
Iron pipe and bands.....	111.51
Electric supplies.....	324.53
Parker Paint & Paper Co., contract, painting and papering	139.30
Transfer to State Board of Control, Speical Revenue to	
pay existing contracts.....	208.16
Freight.....	39.33
Express.....	2.46
E. K. Holland, engineer.....	600.00
Harry Kirk, asst. engineer.....	117.27
T. G. Romine, repair work.....	359.83
L. C. Linville, repair work.....	71.00
R. L. Hunt, bricklayer.....	202.50
L. McCorkle, labor.....	27.00
Charles Lawrence, labor.....	21.00
Ed. Howard, labor.....	66.00
F. M. Wolfe, labor.....	92.00
Wm. Carter, labor.....	26.69
Florin Githens, labor.....	2.00
W. E. Ramsbottom, labor.....	46.67
R. F. Hunt, labor.....	37.50
Geo. Martin, labor.....	39.37
John Edwards, labor.....	29.62
Total.....	5,546.27

183.—*Appropriation for Buildings and Land Huntington State Hospital*

Kathleen McCullough, land.....	\$ 10,000.00
Richard M. Bates, plans and specifications dorm. bldg....	1,200.00
Lumber.....	121.60
Hardware.....	11.80
Total.....	\$ 11,333.40

Recapitulation General Revenue Expenditure:

Current General Expense.....	\$ 120,000.00
Repairs and Improvements.....	5,546.27
Buildings and Land.....	11,333.40

Grand Total—Huntington State Hospital..... \$ 136,879.67

**SPENCER STATE HOSPITAL.**

184.—*Appropriation for Current General Expenses of Spencer State Hospital.*

Salaries:

Dr. Sam. R. Holroyd, superintendent, salary 12 months..	\$ 3,550.00
Ross Dodson, physician, salary 12 months.....	1,800.00
P. C. Blosser, physician, salary 12 months.....	840.00
Blanche Holroyd, matron, salary 12 months.....	595.00
A. E. Kinney, clerk, salary 12 months.....	1,790.00
Vida Somerville, stenographer, salary 2 + months.....	99.17
Georgia Connelly, stenographer, salary 9 + months.....	435.00
J. V. Thompson, supervisor, salary 12 months.....	780.00
C. McDowell, supervisor, salary 12 months.....	595.00
P. H. Milhoan, engineer, salary 12 months.....	1,540.00

Alonzo Barber, engineer, salary 6 + months.....	325.00
E. S. Ball, fireman, salary 10 months.....	600.00
A. A. Zinn, fireman, salary 2 months.....	112.00
J. T. Reynolds, electrician, salary 12 months.....	890.00
J. W. McConnell, farmer, salary 10 + months.....	723.75
Rev. W. K. Douth, chaplain, salary 12 months.....	150.00
Alice Yates, cook, salary 11 months.....	330.00
Pauline Coffield, cook, salary 2 months.....	80.00
C. A. Gandel, barber, salary 12 months.....	144.00
C. A. Somerville, barber, salary 3 + months.....	158.33
Czernie Moran, teamster, salary 7 + months.....	200.00
Wm. Argabrite, teamster, salary 11 months.....	550.00
E. M. Davis, teamster, salary 2 months.....	102.50
John Brewell, fireman, salary 8 + months.....	412.49
R. T. Burdette, fireman, salary 3 part months.....	91.33
Alverta Showen, cook, salary 10 + months.....	359.33
Pauline Cottle, cook, salary 11 months.....	435.00
Zella Lowe, cook, salary 2 part months.....	33.33
Clara Cunningham, musician, salary 11 months.....	48.00
Harry L. Yates, baker, salary 12 months.....	720.00
Floral Dodson, seamstress, salary 5 months.....	148.00
<b>Nurses:</b>	
Mary Bowers, salary 8 + months.....	276.25
Elva Dearman, salary 12 months.....	390.00
Cora Hicks, salary 12 months.....	390.00
Louise Fields, salary 12 months.....	366.42
Elizabeth Lowe, salary 10 + months.....	355.33
Erma Gill, salary 11 + months.....	370.50
Eupha Shepherd, salary 3 months.....	86.67
Doyle Bailey, salary 9 + months.....	311.98
Mary Oldwell, salary 7 months.....	225.33
Garnet Nichols, salary 4 months.....	127.83
Carrie Woodyard, salary 2 + months.....	88.83
Hallie Slack, salary 11 + months.....	377.00
Kathleen Russell, salary 2 + months.....	102.92
Eupha Bissell, salary 1 + months.....	52.00
Nina Cottle, salary 3 + months.....	105.25
John Wallace, salary 1 month.....	61.75
Roy Brannon, salary 3 + months.....	178.34
G. J. Lake, salary 2 + months.....	106.67
H. R. Glendenning, salary 3 months.....	121.92
Phil Ellis, salary 3 + months.....	170.34
Eupha Coon, salary 1 month.....	26.00
W. E. Douth, salary 8 + months.....	381.58
Fred Westfall, salary 1 + months.....	77.50
Guy Flesher, salary 3 part months.....	67.08
J. H. Jones, salary 1 month.....	33.33
Martha Tooley, salary 1 month.....	27.08
Harley Cogar, salary 2 + months.....	101.33
C. M. Anglin, salary 1 + months.....	60.17
A. E. Lake, salary 4 + months.....	199.99
Earl Thomas, salary 1 month.....	45.00
B. E. Sanders, salary 6 + months.....	307.33
Isaac Mace, salary 2 + months.....	147.66
Myrtle Sanders, salary 6 + months.....	200.41
Ethel Cogar, salary 2 + months.....	69.33
Eupha Langford, salary 2 + months.....	70.00
Millie Anglin, salary 1 + months.....	42.25
E. S. Thomas, salary 3 months.....	150.00
Louis Williams, salary 1 month.....	26.92
Lucy Combs, salary 7 + months.....	245.07
Clara McConnell, salary 8 + months.....	267.58
Julia Sallaz, salary 3 months.....	107.50

Monad Wilson, salary 3 part years . . . . .	62.83
Jessie Cottle, salary 2 + months . . . . .	62.50
Hazel Painter, salary 3 part months . . . . .	31.41
Phadia Nichols, salary 2 months . . . . .	65.00
Alice Douitt, salary 8 + months . . . . .	264.33
Attendants:	
R. O. Jones, salary 12 months . . . . .	606.66
T. J. Fields, salary 11 + months . . . . .	550.83
A. L. Mann, salary 2 + months . . . . .	164.17
Marshall Keffer, salary 2 months . . . . .	94.33
J. L. Eskew, salary 11 + months . . . . .	586.42
W. H. Boggs, salary 12 months . . . . .	634.91
L. A. Phillips, salary 12 months . . . . .	627.50
E. M. Howell, salary 9 + months . . . . .	475.00
Lewis Carpenter, salary 12 months . . . . .	576.17
J. J. Showen, salary 12 months . . . . .	565.92
Nathan Curtis, salary 12 months . . . . .	565.92
W. C. Bowers, salary 8 + months . . . . .	396.50
Rose Raynes, salary 2 + months . . . . .	117.83
John Whiting, salary 12 months . . . . .	567.75
Emmett Cornett, salary 4 months . . . . .	186.17
B. H. Eskew, salary 3 + months . . . . .	201.75
Grant Coon, salary 3 + months . . . . .	180.50
A. J. Pickins, salary 2 + months . . . . .	116.25
G. W. Gore, salary 12 months . . . . .	711.34
J. B. Ellis, salary 2 part months . . . . .	28.50
Lucy Argabrite, salary 6 + months . . . . .	234.00
Annie Jordan, salary 2 part months . . . . .	26.00
E. H. Monroe, salary 4 part months . . . . .	109.84
Dewey Lowe, salary 1 + months . . . . .	196.33
W. J. Caldwell, salary 4 + months . . . . .	80.00
A. G. Hudkins, salary 3 months . . . . .	143.33
C. T. Long, salary 1 + month . . . . .	55.25
S. T. McClung, salary 2 months . . . . .	102.50
C. P. Wilson, salary 2 months . . . . .	100.00
R. R. Richards, salary 1 month . . . . .	47.50
Waitresses:	
Virginia Nash, salary 2 + months . . . . .	80.17
Virginia Denning, salary 12 months . . . . .	357.50
Ada Morgan, salary 6 + months . . . . .	216.33
Nannie Gore, salary 3 months . . . . .	102.50
Minnie Lee, salary 1 month . . . . .	30.00
Ivy Conley, salary 1 month . . . . .	30.00
Labor:	
J. G. Campbell, salary 9 + months . . . . .	665.00
Mike Blanner, salary 12 months . . . . .	60.00
Mary Taylor, salary 12 months . . . . .	48.00
Mrs. Bias, salary 7 part months . . . . .	54.00
B. Albert, salary 8 part months . . . . .	32.00
Jesse Cunningham, salary 12 part months . . . . .	48.00
Freeland Elliott, salary 12 part months . . . . .	60.00
Mary McClure, salary 12 part months . . . . .	357.50
Mary Williams, salary 12 part months . . . . .	48.00
Nell Cornett, salary 3 part months . . . . .	73.50
B. F. Leach, salary 12 part months . . . . .	60.00
J. A. Mannix, salary 12 part months . . . . .	60.00
J. W. McCullough, salary 1 month . . . . .	30.00
M. McNichols, salary 8 part months . . . . .	80.50
H. Hanson, salary 4 months . . . . .	120.00
Nell Hart, salary 2 months . . . . .	54.17
Alta Campbell, salary 7 + months . . . . .	225.00
May Landford, salary 1 + month . . . . .	36.67
Maude Leary, salary 3 + months . . . . .	93.25



Etta Halstead, salary 3 months.....	140.00
Annie Hopkins salary 2 + months.....	67.00
Sundry labor, 86 persons each receiving less than \$25.00..	768.45
Total salaries..... \$	39,088.45

Beef.....	\$ 6,670.50
Pork.....	1,113.80
Poultry.....	221.12
Fish.....	9.00
Oysters.....	53.05
Canned meats.....	311.90
Eggs.....	154.93
Butter.....	3,249.91
Oleomargarine.....	1,918.82
Lard.....	1,099.87
Milk.....	24.00
Cheese.....	352.76
Flour.....	8,977.83
Meal.....	66.20
Crackers.....	16.06
Macaroni.....	163.86
Hominy.....	1,056.19
Sugar.....	1,896.16
Coffee.....	1,369.65
Potatoes.....	1,566.98
Beans.....	1,784.78
Onions.....	96.97
Cabbage and kraut.....	357.95
Rice.....	510.00
Cereals.....	1,545.33
Canned corn.....	130.00
Canned peas.....	350.00
Other canned vegetables.....	122.00
Fresh tomatoes.....	29.61
Fresh beans.....	277.70
Other fresh vegetables.....	55.15
Canned peaches.....	324.50
Canned pears.....	77.50
Canned plums.....	46.25
Canned apricots.....	63.00
Canned cherries.....	14.00
Canned apples.....	265.00
Other canned fruits.....	18.52
Fresh apples.....	1,603.55
Other fresh fruit.....	195.47
Figs and raisins.....	159.00
Dried peaches.....	90.00
Dried prunes.....	279.00
Dried apples.....	150.76
Dried pears.....	194.44
Syrup.....	898.49
Pepper.....	35.88
Salt.....	196.30
Spices.....	12.90
Yeast.....	80.08
Baking powder.....	24.61
Vinegar.....	11.35
Other food supplies.....	128.28
Canning supplies.....	425.25
Ammonia.....	173.34

Tobacco.....	411.86
Snuff.....	185.75
Laundry soap.....	1,156.33
Toilet soap.....	167.99
Other cleansers.....	291.36
Other laundry supplies.....	239.51
Broom factory supplies.....	88.26
Brooms.....	95.86
Mops and brushes.....	322.85
Toilet paper.....	140.00
Disinfectants.....	236.10
Other janitor supplies.....	107.75
Table silver.....	22.91
Table china.....	493.55
Kitchen utensils.....	552.79
Carpets.....	52.20
Quilts and blankets.....	636.00
Upholster supplies.....	17.30
Shoes.....	1,543.11
Shoe repairs.....	163.10
Clothing.....	1,206.24
Dry goods.....	5,479.14
Notions.....	96.06
Household supplies.....	74.28
Flags.....	14.05
Amusements.....	207.00
Funeral expenses.....	15.00
Transportation of patients.....	173.03
Expense escaped patients.....	215.12
Rewards.....	15.00
Spectacles.....	45.80
Gas.....	10,229.20
Gasoline.....	108.66
Lubricating oil.....	691.79
Illuminating oil.....	49.05
Ice.....	192.90
Electrical supplies.....	203.69
Refund to pay patients.....	27.00
Rent, farm land.....	250.00
Cattle.....	445.00
Horses.....	85.00
Hogs.....	40.00
Corn.....	441.95
Oats.....	114.82
Chop and middliegs.....	153.65
Bran.....	48.30
Dairy feed.....	1,777.96
Hay.....	1,044.01
Other feed.....	33.60
Fertilizer.....	271.85
Seeds.....	268.31
Harness.....	10.65
Vehicle repairs.....	11.90
Auto repairs.....	242.30
Blacksmithing.....	69.05
Dairy supplies.....	26.50
Engine room supplies.....	9.10
Farm tools.....	107.33
Water coolers.....	72.00
Locks and keys.....	263.52
Miscellaneous.....	215.21
Filling silo.....	25.00
Books.....	31.57

Newspapers .....		26.35
Other publications .....		34.85
Printing .....		33.14
Advertising .....		5.40
Drugs .....		783.20
Drug equipment .....		33.50
Other hospital supplies .....		143.04
Veterinary service .....		2.00
Postage .....		298.40
Telephone .....		42.00
Telephone tolls .....		234.99
Freight .....	2,040.96	
Express .....	109.71	
Drayage .....	43.37	
Repairs to adding machine .....	4.90	
Stationery .....	108.89	
Office supplies .....	46.70	
Premium on official bond, S. R. Holroyd .....	15.00	
Premium on official bond, A. E. Kenny, Clerk .....	5.00	
Premium on alcohol bond .....	10.00	
S. R. Holroyd, traveling expense, May 31 to June 4, 1920.		
Wheeling, Cleveland, Columbus, Kenova and Hunt-		
ington .....		47.09
Total .....	\$	116,202.66
Less discount for cash .....	255.11	
Less freight paid and deducted .....	86.56	341.67
Net Total or amount expended .....	\$	115,860.99

Wherever a part of the same class of expenditure is paid out of "State Fund General Revenue," and part out of "State Fund, Special Revenue," the total amount is included in above General Revenue classification.

Amount of above paid out of General Revenue .....	\$	108,497.50
Amount of above paid out of Special Revenue .....		7,363.49
Total as above .....	\$	115,860.99

**185.—Appropriation for Repairs and Improvements Spencer State Hospital.**

Lumber .....	\$	337.19
Forest City Paint Co., paint .....		212.90
General Naval Stores, paint .....		60.06
Wall coating .....		49.20
Paint, oil and varnish .....		65.18
Lime and plaster .....		34.02
J. B. Claw & Son, water closets .....		293.40
J. B. Claw & Son, plumbing supplies .....		192.00
Pittsburg Gage and Supply Co., plumbing supplies .....		441.64
Plumbing supplies .....		40.55
Galvanized pipe and fittings .....		132.85
Globe valves .....		124.48
Pipe wrenches .....		23.70
Mazda lamps .....		156.91
Electric fans .....		36.00
Electrical supplies .....		306.39
Wire cable .....		53.82
Air tank and pump for gas engine .....		60.00
Engine room supplies .....		74.95
Engine room repairs .....		290.49
Blacksmithing .....		86.65
Packing for engines .....		84.07
Plate glass .....		64.74
Water hose .....		12.60

Fire extinguisher.....	487.20
Fire hose.....	282.00
Extension ladders.....	14.90
Condensers for ice plant.....	105.00
Wood working machine (mortiser).....	87.12
Upholsterer supplies.....	194.48
Graining roller for painter.....	8.52
Repairs for gas range.....	23.20
Repairs for farm machinery.....	113.20
Repairs for pool table.....	46.77
Sash cord.....	20.29
Carbon brushes.....	13.69
Barber chair.....	30.00
Nails.....	18.15
Miscellaneous hardware.....	166.77
Remington typewriter.....	93.15
H. W. Miller, setting gas engine.....	67.32
M. V. Black, repairing piano.....	10.00
J. N. Burdett, carpenter.....	723.00
Alonzo Barber, carpenter.....	218.33
Walter Douthat, painter.....	495.00
Charles Hamilton, upholsterer.....	155.00
Harry Bowyer, labor.....	115.62
Ferman Bowyer, labor.....	30.00
Clarence Tritapoo, labor.....	50.00
Alonzo Carpenter, labor.....	50.00
C. T. Long, labor.....	50.00
Total.....	\$ 6,902.50

Wherever a part of the same class of expenditure is paid out of "State Fund General Revenue," and a part out of "State Fund, Special Revenue," the total amount is included in the above General Revenue classification.

Amount of above paid out of General Revenue.....	\$ 6,397.55
Amount of above paid out of Special Revenue.....	504.95
Total as above.....	\$ 6,902.50

Recapitulation General Revenue Expenditures:

Current General expenses.....	\$ 108,497.50
Repairs and improvements.....	6,397.55

Grand Total—Spencer State Hospital..... \$ 114,895.05

**WESTON STATE HOSPITAL.**

186.—*Appropriation for Current General Expenses of Weston State Hospital.*

Salaries:

Dr. C. E. White, superintendent, salary 12 months.....	\$ 3,550.00
J. G. Petit, physician, salary 12 months.....	2,075.00
M. R. Casey, physician, salary 12 months.....	2,075.00
C. E. McGinnis, clerk, salary 12 months.....	1,800.00
Bertha D. Batten, stenographer, salary 8 + months.....	437.50
Geneva Peterson, clerk, salary 8 months.....	198.00
Annie McGary, stenographer, salary 3 + months.....	175.00
Margaret Monroe, matron, salary 3 + months.....	185.17
Mrs. P. W. O'Harea, matron, salary 9 months.....	487.67
J. A. Lorentz, supervisor, salary 12 months.....	780.00
Mary A Fisher, supervisor, salary 12 months.....	660.00
Sherman Moore, engineer, salary 12 months.....	2,100.00
H. F. Clark, engineer, salary 12 months.....	1,175.00
A. G. Giffen, engineer, salary 12 months.....	1,200.00

M. B. Turner, farmer, salary 12 months.....	900.00
John Allman, farmer, salary 2 + months.....	311.13
U. N. Frazier, farmer, salary 8 + months.....	412.89
James Bassel, watchman, salary 12 months.....	600.00
Mary Hall, seamstress, salary 12 months.....	384.00
Henry Schroeder, baker, salary 12 months.....	1,200.00
Rhoma Humphreys, cook, salary 12 months.....	480.00
Laura Beane, cook, salary 12 months.....	480.00
Ida Steele, cook, salary 5 months.....	132.00
Anna Blue, cook, salary 12 months.....	300.00
Mary Burke, cook, salary 12 months.....	276.00
Ida Mollahan, cook, salary 7 months.....	192.00
Ida Batten, waitress, salary 12 months.....	300.00
Virginia Fitzgerald, salary 2 months.....	54.20
Edna Smith, waitress, salary 10 months.....	240.00
Mollie Sandy, waitress, salary 1 months.....	28.06
Ella Bonnett, waitress, salary 9 + months.....	324.16
Arthur Henry, pumper, salary 11 months.....	935.00
Attendants:	
D. B. Wyckhoff, salary 12 months.....	480.00
Lottie Tims, salary 11 + months.....	455.48
Eva Ray, salary 12 months.....	480.00
Stella Reed, salary 7 months.....	350.00
Stokes West, salary 1 + months.....	82.26
Glen Bonnett, salary 12 months.....	600.00
James Tims, salary 12 months.....	490.00
Pat Mahan, salary 12 months.....	600.00
Chas. Shobes, salary 11 months.....	550.00
W. G. Wiant, salary 9 + months.....	432.26
John Galooley, salary 12 months.....	600.00
Ed. Schwartz, salary 12 months.....	600.00
John Caynor, salary 11 months.....	630.00
Kenna Hefner, salary 3 months.....	150.00
Hugh Harris, salary 12 months.....	600.00
Wort Tucker, salary 12 months.....	600.00
Martin McLaughlin, salary 12 months.....	600.00
Wm. Fisher, salary 12 months.....	600.00
D. B. Mollahan, salary 12 months.....	600.00
John Fealey, salary 12 months.....	600.00
A. H. Mason, salary 12 months.....	597.50
Anna Rice, salary 12 months.....	600.00
Joh Morrison, salary 5 + months.....	205.03
John Pirkey, salary 3 + months.....	153.00
Evelyn Pirky, salary 3 + months.....	159.00
Frank Scott, salary 9 months.....	405.00
Henry Fitzpatrick, salary 11 + months.....	515.97
Noah Stewart, salary 4 months.....	180.00
Iva Duncan, salary 5 months.....	216.00
James Hacker, salary 12 months.....	540.00
Luther Brown, salary 12 months.....	540.00
John Lewis, salary 12 months.....	540.00
Brown Johnson, salary 12 months.....	540.00
J. H. Johnson, salary 7 months.....	315.00
Elijah Henry, salary 12 months.....	540.00
W. H. Downy, salary 12 months.....	600.00
Lovie Bailey, salary 12 months.....	338.00
Flora Butcher, salary 10 + months.....	320.32
Edna Amon, salary 1 + month.....	43.55
Mollie Murray, salary 12 months.....	343.55
Elizabeth Ryan, salary 6 + months.....	199.35
Sarah Osbern, salary 6 months.....	198.00
Jessie Burkhammer, salary 6 + months.....	191.93
Ada McCauley, salary 4 + months.....	134.70

Andes Lake, salary 12 months . . . . .	388.54
Minnie Talbott, salary 2 + months . . . . .	78.22
Sylvia Noland, salary 9 + months . . . . .	305.52
Maud Nicholson, salary 9 + months . . . . .	317.22
Daisy Turner, salary 10 months . . . . .	383.00
Mary Ryan, salary 12 months . . . . .	414.35
Mary McCray, salary 12 months . . . . .	420.00
Teresa Wooddell, salary 8 + months . . . . .	364.00
Grace Coger, salary 2 months . . . . .	70.00
Effie Wiant, salary 7 + months . . . . .	352.90
Mary Cummings, salary 12 months . . . . .	420.00
Virginia Steckart, salary 12 months . . . . .	416.50
Mona Behan, salary 12 months . . . . .	420.00
Ella Murray, salary 12 months . . . . .	420.00
Chloride Queen, salary 12 months . . . . .	358.50
Lena Reaser, salary 3 + months . . . . .	102.00
Biddie Ryan, salary 12 months . . . . .	420.00
Opie Talbott, salary 11 + months . . . . .	403.06
Rose Kelley, salary 4 months . . . . .	155.80
Mary Ware, salary 12 months . . . . .	420.00
Ira Bragg, salary 3 + months . . . . .	124.68
Marbie Moneypenny, salary 1 month . . . . .	35.00
Genevieve Davis, salary 1 month . . . . .	35.00
Gertrude Burke, salary 5 months . . . . .	175.00
Clara Kelley, salary 12 months . . . . .	420.00
Bettie Johnson, salary 12 months . . . . .	360.00
Lottie Smith, salary 12 months . . . . .	396.00
Maude Johnson, salary 12 months . . . . .	396.00
Gay Cobbs, salary 12 months . . . . .	396.00
Julia McDonald, salary 12 months . . . . .	300.00
Effie Thornhill, salary 11 months . . . . .	330.00
Margaret Gafney, salary 12 months . . . . .	376.38
Mona Godwin, salary 2 months . . . . .	70.00
Dessie Hildebrand, salary 7 + months . . . . .	340.75
Alfred Vanhorn, salary 6 + months . . . . .	316.00
Eva Don Cutlip, salary 11 + months . . . . .	333.06
Virginia Dennison, salary 2 + months . . . . .	77.26
Nora Kellingsworth, salary 9 part months . . . . .	229.66
Edna Wiant, salary 5 + months . . . . .	201.73
Herbert Sapp, salary 9 months . . . . .	440.00
R. M. Conner, salary 8 + months . . . . .	376.33
Howard Cunningham, salary 3 + months . . . . .	165.00
Anna McCudden, salary 9 months . . . . .	297.00
Lula Hively, salary 9 months . . . . .	305.00
Bessie Brooks, salary 7 + months . . . . .	234.68
Iva Bonnell, salary 2 months . . . . .	75.48
W. E. Malooley, salary 5 months . . . . .	216.29
Bertha Beeman, salary 2 months . . . . .	211.45
Iva Mullens, salary 6 + months . . . . .	251.78
Blanch Southall, salary 6 + months . . . . .	211.29
Etta Connell, salary 3 months . . . . .	105.00
Flora Spurgeon, salary 1 + month . . . . .	45.48
Irene Hardman, salary 4 + months . . . . .	170.71
Iva Bonnell, salary 3 months . . . . .	148.39
Hurat Smith, salary 4 months . . . . .	190.00
Lon Hinkle, salary 1 + month . . . . .	92.10
C. H. Heater, salary 2 + months . . . . .	146.93
Jennie George, salary 4 + months . . . . .	151.00
R. W. Barber, salary 4 + months . . . . .	198.06
Orma Fishbuck, salary 3 + months . . . . .	113.87
Mary Davis, salary 1 + month . . . . .	30.36
Roxie Langford, salary 4 + months . . . . .	145.65
Dollie Bias, salary 1 + month . . . . .	64.28

Nora Hayes, salary 4 months.....	142.42
Lilly Timms, salary 1 + month.....	33.04
M. Malooley, salary 1 month.....	45.00
Ed. Moyers, salary 1 month.....	25.80
Fannie Greglry, salary 2 months.....	58.00
Grace Townsend, salary 2 + months.....	65.65
Wm. Watson, salary 2 months.....	100.00
Harold Smith, salary 2 months.....	100.00
Ray Butcher, salary 1 + month.....	61.00
Boyd Hacker, salary 1 + month.....	59.67
Clara Bush, salary 1 + month.....	50.50
Geo. Taylor, salary 1 + month.....	43.83
G. J. McQuain, salary 1 + month.....	86.00
John Morrison, salary 1 + month.....	66.67
Grace Barker, salary 1 + month.....	50.00
C. A. Bennett, salary 1 month.....	45.00
Allie Bennett, salary 1 month.....	35.00
Wm. Pritchard, salary 1 month.....	34.84
Roda Stout, salary 1 month.....	25.00
Labor:	
James Stephens, salary 12 months.....	60.00
John Jones, salary 12 months.....	38.00
Laura B. Hagan, salary 12 months.....	105.00
Jess King, salary 12 months.....	36.00
Golda Moore, salary 12 months.....	36.00
James Amick, salary 12 months.....	98.00
Henry Abel, salary 12 months.....	60.00
Alice Quinn, salary 12 months.....	282.58
L. C. Peterson, salary 3 months.....	\$ 140.00
Mary Connel, salary 12 months.....	321.00
Maude Herold, salary 11 months.....	263.00
Flora Hull, salary 12 months.....	321.00
Mamie Dotson, salary 11 + months.....	315.69
Lttie Shearer, salary 12 months.....	294.00
Dora Frazier, salary 4 + months.....	106.02
Fanny Brown, salary 12 months.....	302.00
Mary Bennett, salary 12 months.....	300.00
Biddie Connell, salary 11 months.....	298.00
Ethel Kesling, salary 3 + months.....	90.80
Julia Ledger, salary 3 months.....	75.00
Rena Cunningham, salary 5 + months.....	127.84
C. Cunningham, salary 4 months.....	100.00
Gladys Smith, salary 3 months.....	76.62
Martha Barbour, salary 2 months.....	50.00
Naomi Batten, salary 2 + months.....	66.93
Connie Simons, salary 2 part months.....	27.93
Lola Strader, salary 1 + month.....	40.83
Andra Richardson, salary 2 months.....	52.42
C. E. White, assignee for sundry employees.....	520.63
Sundry labor, 19 persons, each receiving less than \$25.00.....	242.86
Total salaries.....	\$ 64,867.51
Beef.....	\$ 19,684.04
Pork.....	1,331.30
Poultry.....	71.94
Fish.....	21.33
Oysters.....	92.00
Canned meats.....	392.50
Eggs.....	672.66
Butter.....	205.06
Oleomargarine.....	3,035.46
Lard.....	1,254.93
Milk.....	1,815.66
Cheese.....	748.16
Flour.....	20,433.90

Meal . . . . .	813.05
Crackers . . . . .	121.67
Macaroni . . . . .	667.79
Hominy . . . . .	860.34
Sugar . . . . .	6,203.39
Coffee . . . . .	2,367.88
Potatoes . . . . .	2,865.78
Beans . . . . .	1,297.81
Onions . . . . .	423.82
Cabbage and kraut . . . . .	75.84
Rice . . . . .	1,874.60
Cereals . . . . .	774.58
Canned tomatoes . . . . .	1,000.07
Canned corn . . . . .	325.00
Canned peas . . . . .	483.50
Other canned vegetables . . . . .	562.30
Fresh tomatoes . . . . .	4.95
Fresh corn . . . . .	46.25
Fresh beans . . . . .	381.22
Other fresh vegetables . . . . .	139.22
Canned peaches . . . . .	245.00
Fresh peaches . . . . .	175.60
Fresh apples . . . . .	334.16
Other fresh fruit . . . . .	661.71
Figs and raisins . . . . .	880.00
Dried peaches . . . . .	1,183.60
Dried prunes . . . . .	917.50
Dried apples . . . . .	383.75
Dried pears . . . . .	533.75
Syrup . . . . .	765.68
Pepper . . . . .	59.86
Salt . . . . .	400.35
Yeast . . . . .	680.74
Baking powder . . . . .	160.66
Vinegar . . . . .	27.85
Ketchup and sauces . . . . .	43.10
Flavoring extracts . . . . .	13.42
Evaporated corn . . . . .	432.00
Other food supplies . . . . .	258.76
Canning supplies . . . . .	985.78
Ammonia . . . . .	35.33
Alum . . . . .	312.40
Tobacco . . . . .	1,193.37
Snuff . . . . .	423.22
Laundry soap . . . . .	1,408.27
Toilet soap . . . . .	420.85
Other cleansers . . . . .	791.58
Other laundry supplies . . . . .	213.76
Brooms . . . . .	529.35
Mops and brushes . . . . .	525.35
Toilet paper . . . . .	194.47
Disinfectants . . . . .	197.10
Other janitor supplies . . . . .	112.49
Table silver . . . . .	24.00
Table china . . . . .	158.08
Kitchen utensils . . . . .	239.62
Furniture . . . . .	36.09
Mattresses and springs . . . . .	38.75
Quilts and blankets . . . . .	592.50
Other bedding . . . . .	42.00
Upholster supplies . . . . .	285.25
Shoes . . . . .	1,968.15
Shoe repairs . . . . .	440.50



Clothing.....	4,969.64
Dry goods.....	7,683.77
Notions.....	46.81
Household supplies.....	208.58
Amusements.....	142.00
Religious service.....	82.50
Funeral expense.....	4,857.60
Transportation of patients.....	106.27
Expense escaped patients.....	210.57
Photos and supplies.....	16.95
Coal.....	5,440.18
Gas.....	27,873.65
Gasoline.....	432.60
Lubricating oil.....	395.97
Illuminating oil.....	22.73
Electrical supplies.....	260.30
Refund to pay patients.....	70.30
Lumber.....	10.00
Rent, land.....	562.50
Cattle.....	540.00
Hogs.....	50.00
Oats.....	1,783.31
Dairy feed.....	3,684.52
Hay.....	2,314.29
Straw.....	111.88
Other feed.....	2.00
Fertilizer.....	17.45
Seeds.....	334.21
Plants.....	13.90
Harness.....	61.90
Vehicle repairs.....	18.55
Auto repairs.....	19.12
Blacksmithing.....	177.85
Engine room supplies.....	133.39
Farm tools.....	32.76
Miscellaneous hardware.....	251.16
Barber supplies.....	48.17
Books.....	2.50
Newspapers.....	12.06
Other publications.....	10.01
Printing \$4.50, advertising, \$2.00.....	6.50
Drugs.....	498.65
Surgical supplies.....	27.27
Gauze.....	23.00
Other hospital supplies.....	207.05
Veterinary service.....	19.50
Postage.....	160.00
Telephone.....	101.50
Telephone tolls.....	152.56
Telegraph.....	21.00
Freight.....	5,119.06
Express.....	257.72
Drayage.....	146.11
Typewriter repairs.....	27.76
Stationery.....	159.84
Office supplies.....	103.72
Premiums on official bond, C. E. White.....	30.00
Premium on official bond, Chas. E. McGinnis.....	5.00

Traveling expense:		
C. E. White, June 1-4, 1920, Cleveland, O..	44.39	
C. E. White, Oct, 1920, Romney.....	16.02	
C. E. White, May 29, June 8, 1921, Boston, Mass.....	119.34	179.75
Total.....		\$ 225,499.20
Less discount for cash.....	599.13	
Less freight paid and deducted.....	386.35	985.48
Net total or amount expended.....		\$ 224,513.72

Wherever a part of the same class of expenditure is paid out of "State Fund, General Revenue," and a part out of "State Fund, Special Revenue," the total amount is included in the above General Revenue classification.

Amount of above paid out of General Revenue.....	\$ 220,000.00
Amount of above paid out of Special Revenue.....	4,513.72
Total as above.....	\$ 224,513.72

187.—*Appropriation for Repairs and Improvements Weston State Hospital.*

C. E. Collins, Contract, Sewage Disposal Plant:	
Material.....	8,130.42
Labor.....	1,674.83
Team work.....	467.25
Freight on material.....	153.62
Paid on contract (estimates).....	18,209.94
C. E. Collins, foreman and engineer.....	650.00
Material for sewer.....	557.14
Labor for repair work.....	47.24
Sprigg Lumber Co., lumber.....	800.28
Hope Lumber Co., lumber.....	165.61
Lumber.....	20.50
Forest City Paint Co., paint, oil and varnish.....	737.45
Pittsburg Plate Glass Co., paint.....	97.23
Peasley and Gaulbert, paint, oil and varnish.....	35.33
Kurfee Paint Co., paint.....	557.37
General Naval stores Co., paint, oil and varnish.....	69.69
National Lead Co., paint.....	126.37
Paint, oil and varnish.....	76.80
Babcock and Wilcox Co., boiler tubes.....	759.20
Colonial Supply Co., iron pipe and fittings.....	710.01
C. A. Turner, iron pipe.....	104.17
Engine room supplies.....	519.33
Danser Mfg. Co., plumbing supplies.....	245.65
Tri-Lutz, plumbing supplies.....	46.74
Pittsburg Gage and Supply Co., valves.....	122.68
Plumbing supplies.....	151.97
Gauge glasses.....	82.13
Menish Bros. Elect. Co., electrical supplies.....	118.07
Sundry electrical supplies.....	283.88
American Steel and Wire Co., wire fence.....	219.91
Galvanized wire screen cloth.....	39.04
Iron screen cloth.....	64.97
Leather belting.....	30.24
Blacksmithing.....	31.90
Gas meters.....	40.01
Plaster paris.....	26.45
Lime.....	113.72
Screenings (limestone).....	178.63
Repairs to ice plant.....	45.00
Repairs for pump.....	55.20

Repairs for lime sower.....	19.90
Repairs for room.....	99.35
Rubberoid roofing.....	65.79
Window glass.....	86.73
O. J. Childs, fire extinguishers.....	1,015.00
Upholster supplies.....	427.29
Armature for motor.....	37.95
Engine oil.....	116.91
Shade trees and shrubbery.....	364.80
Fruit trees.....	250.00
Sewer pipe.....	484.67
Pumps.....	202.50
Sheet Iron.....	9.00
Bread pans for bakers.....	98.00
Brick.....	39.60
Lawn mowers.....	30.00
Cistern lids and rings.....	30.00
Manhole, rings for sewer.....	56.00
Windows.....	39.30
Flower pots.....	38.40
Rail road ties.....	135.00
Miscellaneous hardware.....	250.18
Freight.....	168.33
Dr. C. E. White, trip to Clarksburg for boiler-maker.....	2.87
J. R. Downey, repairing picture machine.....	12.00
Robert H. Hafner, pruning apple trees.....	154.25
Lone Star Boiler Works, putting in boiler tubes.....	149.76
E. O. Malone, work on boiler tubes.....	169.38
C. G. Wise, work on boiler tubes.....	6.50
Clyde Blake, work on sewer.....	178.14
M. Mulcahey, work on sewer.....	184.25
Jim Shay, work on sewer.....	184.50
Charles Lynch, work on sewer.....	124.34
Frank Fisher, work on sewer.....	4.50
Transfer to Sewage Disposal Plant Fund, account labor on sewer.....	348.14
J. W. Lynch, carpenter.....	600.00
J. J. Bush, carpenter.....	119.00
John Grigsby, plasterer.....	720.00
T. V. Clark, plumber.....	1,200.00
Arthur Henry, plumber.....	73.66
Hubert Hauman, painter.....	302.50
Mason Priest, painter.....	348.33
James von Dessen, upholsterer.....	840.00
<b>Total.....</b>	<b>\$ 46,352.79</b>

Wherever a part of the same class of expenditure is paid out of "State Fund, General Revenue," and part out of "State Fund, Special Revenue," the total amount is included in above General Revenue classification.

Amount of above paid out of General Revenue.....	\$ 17,132.96
Amount of above paid out of Special Revenue.....	29,219.83
<b>Total.....</b>	<b>\$ 46,352.79</b>

**Recapitulation General Revenue Expenditures:**

Current Expense.....	\$ 220,000.00
Repairs and Improvements.....	17,132.96
<b>Grand Total—Weston State Hospital.....</b>	<b>\$ 237,132.96</b>

## STATE COLORED HOSPITAL FOR INSANE.

## 188.—Appropriation for Current General Expenses State Colored Hospital for Insane.

Potatoes.....	64.67
Kitchen equipment.....	54.50
Bed room suite.....	75.00
Cots.....	16.50
Chairs.....	5.00
Lubricating oil.....	56.05
Illuminating oil.....	9.08
Cattle.....	75.00
Horses.....	1,040.00
Hogs.....	56.34
Chickens.....	38.08
Corn.....	200.00
Hay.....	189.50
Straw.....	8.00
Fertilizer.....	164.78
Seeds.....	399.66
Vehicles.....	95.00
Tractor.....	1,000.00
Automobile.....	610.01
Harness.....	136.73
Farm machinery.....	719.65
Farm tools.....	94.33
Other machinery.....	69.00
Other tools.....	50.67
Hardware.....	2.50
Medical attendance.....	14.00
Transfer to W. Va. Penitentiary, for labor.....	140.00
State Board Control, for convict labor on farm.....	228.00
J. Z. Terrell, Warden, for convict labor on farm.....	257.59
J. Z. Terrell, Trustee, for convict labor on farm.....	169.66
J. Z. Terrell, advance allowance.....	10.37
S. R. Holroyd, advance allowance.....	300.00
B. & O. R. R. Ticket for prison laborers.....	70.86
Mary F. Long, premium on fire insurance transferred to state.....	70.45
Clark and Krebs, calculating area of the "Long Farm".....	8.00
Fee for recording deed.....	1.75
Telephone.....	3.25
Freight.....	31.34
Express.....	46.67
H. A. Barnett, guard.....	175.50
Traveling expense:	
J. Z. Terrell.....	115.55
S. R. Holroyd.....	50.21
S. L. Parsons.....	33.91
Total.....	199.67
Grand Total.....	\$ 6,957.16
Less discount for cash.....	8.22
Net Total.....	\$ 6,948.94

## The above traveling expense of J. Z. Terrell was incurred as follows:

Feb. 28, 1921, Maggie, W. Va.....	17.30
Mar. 10, 1921, Maggie, W. Va.....	22.27
Mar. 16-17, 1921, Maggie, W. Va.....	22.41
Mar. 29-31, 1921, Charleston, W. Va.....	34.54
April 9, 1921, Maggie, W. Va.....	19.03
Total.....	\$ 115.55

The above traveling expense of S. R. Holroyd was incurred as follows:

Apr. 23-26, 1921, Maggie and Charleston.....	21.55
May 3, 1921, Maggie.....	5.98
May 10-11, 1921, Parkersburg.....	13.00
May 18, 1921, Maggie.....	5.98
May 31, 1921, Maggie.....	3,70
<b>Total.....</b>	<b>\$ 50.21</b>

189.—Appropriation for Buildings and Land, State Colored Hospital for Insane.

Mary F. Long, land.....	\$ 64,198.25
Mary F. Long, interest on deferred payments.....	1,086.98
Somerville and Somerville, abstracting title.....	300.00
E. J. Graham, per diem.....	32.00
Traveling expense.....	17.47
C. B. Anderson, per diem.....	8.00
Traveling expense.....	14.87
C. H. James, per diem.....	12.00
Traveling expense.....	17.51
<b>Total.....</b>	<b>\$ 65,687.08</b>

Recapitulation General Revenue Expenditures:

Current General Expenses.....	6,948.94
Buildings and Land.....	65,687.08

Grand Total—Colored Hospital for Insane..... \$ 72,636.02

#### WELCH HOSPITAL NO. 1.

190.—Appropriation for Current General Expense Welch Hospital No. 1.

Salaries:

Dr. Chas. F. Hicks, superintendent, salary 12 months... \$	4,475.00
G. L. Straub, physician, salary 12 months.....	2,400.00
E. P. Adams, physician, salary 1 + months.....	120.00
J. F. Warren, physician, salary 9 months.....	675.00
Naomi Lewellyn, matron, salary 4 + months.....	225.00
Daisy Arnold, secretary, salary 12 months.....	1,020.00
Sarah Vanderford, Supt. of Nurses, salary 5 + months..	687.50
Mary J. Conoway, Supt. of Nurses, salary 5 + months...	503.50
M. R. Lennon, Supt. of Nurses, salary 1 + month.....	192.00
Anna Bailey, supervisor, salary 3 + months.....	281.50
Leslie Sessler, supervisor, salary 2 months.....	190.00
Mary Simpers, salary 12 months.....	1,200.00
Nellie Smith, salary 3 + months.....	260.50
Trula Lewey, salary 3 months.....	225.00
Gaye Martin, salary 5 months.....	75.00
Masie Deischman, salary 11 months.....	168.00
Ellen Straughan, salary 2 months.....	30.00
Virginia Beavers, salary 12 months.....	160.00
Nancy Carter, salary 11 months.....	130.00
Bettie Cline, salary 7 + months.....	82.75
Mattie Smith, salary 4 + months.....	46.50
Flora Dance, salary 7 + months.....	98.00
Dallas Cline, salary 8 + months.....	102.50
Lottie Lewey, salary 5 + months.....	425.00
Emma Drosick, salary 9 months.....	114.00
Mabel Jones, salary 4 months.....	40.00
Sallie Jones, salary 4 months.....	40.00
May Maxwell, salary 3 part months.....	36.00
Della Seagraves, salary 4 + months.....	52.75
Belva Bralley, salary 4 months.....	73.00

Blanche Chafin, salary 5 months . . . . .	60.00
Rebecca Stone, salary 3 part months . . . . .	22.00
Elizabeth Boone, salary 2 + months . . . . .	37.00
Ruth Dale, salary 1 + months . . . . .	17.00
Sarah Angrove, salary 2 + months . . . . .	30.00
Mabel Nichols, salary 2 + months . . . . .	33.00
Nona Gordon, salary 1 month . . . . .	100.00
<b>Maids:</b>	
Louise Morton, salary 3 months . . . . .	90.00
Mary Brown, salary 2 months . . . . .	46.00
Lillie Berger, salary 1 month . . . . .	30.00
Beatrice Brown, salary 1 month . . . . .	30.00
Sarah Arrington, salary 1 month . . . . .	30.00
<b>Cooks:</b>	
Lizzie Sherman, salary 12 months . . . . .	600.00
Cornelia Franklin, salary 10 months . . . . .	500.00
Virginia Franklin, salary 2 months . . . . .	100.00
Marie Franklin, salary 2 months . . . . .	53.00
<b>Waitresses:</b>	
Annie Sims, salary 1 month . . . . .	30.00
Lucy White, salary 10 months . . . . .	330.00
Bessie Twitty, salary 3 months . . . . .	90.00
Emma Humphries, salary 5 months . . . . .	175.00
Lily Holand, salary 4 months . . . . .	140.00
<b>Orderlies:</b>	
Joe Cataloni, salary 12 months . . . . .	600.00
Harvey Evans, salary 8 months . . . . .	430.00
Will Morrison, salary 5 months . . . . .	205.00
Aaron Pierce, salary 1 month . . . . .	40.00
J. C. Smith, salary 1 month . . . . .	40.00
Hubert Eaves, salary 8 months . . . . .	380.00
Sam Morton, salary 2 months . . . . .	100.00
S. Fortunate, salary 10 months . . . . .	590.00
Cliff Robinson, salary 1 month . . . . .	50.00
Will Twitty, salary 1 month . . . . .	50.00
Wm. Guy, salary 4 months . . . . .	200.00
Luther McAllister, salary 1 month . . . . .	50.00
Clyde Denny, salary 1 month . . . . .	33.00
Jim Fischer, salary 6 months . . . . .	350.00
Henry Brown, salary 1 month . . . . .	50.00
Elisha Dooley, salary 2 months . . . . .	100.00
Will Smith, salary 1 month . . . . .	50.00
Ed. Dudley, salary 1 month . . . . .	50.00
<b>Engineers:</b>	
Arthur Owens, salary 2 months . . . . .	275.00
George Byrum, salary 4 months . . . . .	580.00
Chas. Orndorff, salary 8 months . . . . .	1,200.00
Chas. Thomas, salary 1 + month . . . . .	139.00
George Mitchell, salary 1 month . . . . .	150.00
James Motley, salary 1 + month . . . . .	323.00
Stuart Orndorff, salary 3 months . . . . .	357.00
Sanders Welch, fireman, salary 2 months . . . . .	250.00
Harvey Brown, driver, salary 2 months . . . . .	150.00
Will Johnson, driver, salary 1 month . . . . .	75.00
Chas. Lee, driver, salary 9 months . . . . .	900.00
Lee Brown, butler, salary 1 month . . . . .	30.00
Arthur Ward, butler, salary 2 months . . . . .	75.00
<b>Labor:</b>	
Leila Allen, salary 1 month . . . . .	30.00
Bessie Gilbert, salary 3 months . . . . .	90.00
Lee White, salary 12 months . . . . .	385.00
Willie Lowry, salary 2 months . . . . .	60.00
Wm. Lorens, salary 9 months . . . . .	360.00

Ella Denbow, salary 1 month.....	35.00
Nannie Penn, salary 1 month.....	30.00
Louise Hargraves, salary 3 + months.....	125.00
Sallie Ried, salary 2 months.....	70.00
Marie Holland, salary 3 months.....	105.00
Emma Lewis, salary 1 month.....	25.00
Miriam Mattox, salary 1 month.....	35.00
Della Carter, salary 3 + months.....	122.50
Eva Fraylen, salary 1 month.....	30.00
Alice Lee, salary 3 months.....	105.00
Sundry Labor, 7 persons, each receiving less than \$25.00.	74.00
Total salaries.....	\$ 26,225.00
Beef.....	2,425.16
Pork.....	687.62
Poultry.....	524.17
Fish.....	45.23
Oysters.....	54.60
Sausage.....	5.18
Canned meats.....	58.87
Eggs.....	1,487.95
Butter.....	505.32
Oleomargarine.....	379.17
Lard.....	185.17
Milk.....	1,610.25
Cheese.....	97.57
Flour.....	523.80
Meal.....	17.80
Bread.....	516.51
Crackers.....	117.95
Macaroni.....	22.00
Hominy.....	24.90
Sugar.....	678.19
Coffee.....	242.67
Potatoes.....	571.53
Beans.....	94.92
Onions.....	11.00
Cabbage.....	48.39
Rice.....	51.75
Cereals.....	116.40
Canned tomatoes.....	154.91
Canned beans.....	43.40
Canned peas.....	52.00
Other canned vegetables.....	158.80
Fresh tomatoes.....	79.20
Fresh corn.....	39.75
Fresh beans.....	63.73
Fresh peas.....	15.00
Other fresh vegetables.....	316.95
Canned pineapple.....	21.00
Canned peaches.....	128.65
Canned peas.....	88.10
Canned plums.....	16.80
Canned apricots.....	35.78
Canned apples.....	47.40
Canned cherries.....	62.80
Other canned fruit.....	154.27
Fresh peaches.....	20.75
Fresh apples.....	236.75
Other fresh fruits.....	304.97
Dried peaches.....	27.00
Dried prunes.....	39.63
Dried apples.....	21.38
Other dried fruits.....	33.12

Syrup.....	64.85
Pepper.....	9.00
Salt.....	47.10
Spices.....	3.03
Yeast.....	10.69
Baking powder.....	26.17
Vinegar.....	11.47
Ketchup and sauces.....	23.70
Flavoring extracts.....	16.50
Evaporated corn.....	12.30
Pickles and preserves.....	34.55
Other food supplies.....	456.19
Ammonia.....	11.70
Laundry soap.....	228.32
Toilet soap.....	83.79
Other cleansers.....	232.90
Other laundry supplies.....	94.27
Ice mould.....	108.00
Broom.....	14.70
Mops and brushes.....	154.15
Toilet paper.....	70.00
Disinfectants.....	31.23
Other janitor supplies.....	279.31
Fire extinguishers.....	141.80
Table silver.....	61.92
Table chairs.....	202.12
Kitchen utensils.....	27.33
Chairs.....	130.97
Tables.....	18.50
Other furniture.....	20.05
Carpets.....	56.93
Mattresses.....	113.00
Sheets and pillow cases.....	437.08
Upholster supplies.....	60.91
Clothing.....	87.00
Dry goods.....	1,987.93
Notions.....	49.30
Household supplies.....	33.99
Window shades and curtains.....	70.82
Nurses diplomas.....	6.03
Coal.....	11,958.06
Electricity.....	684.32
Gasoline.....	415.99
Lubricating oil.....	228.67
Ice.....	91.30
Electrical supplies.....	283.19
Plumbing supplies.....	42.57
Premium on official bond, C. F. Hicks.....	12.50
Seeds and plants.....	8.87
Auto repairs.....	67.45
Engine room supplies.....	31.89
Farm tools.....	16.50
Other tools.....	9.75
Miscellaneous hardware.....	415.89
Books.....	11.54
Newspapers.....	21.50
Other publications.....	9.00
Printing.....	113.07
Advertising.....	10.78
Drugs.....	1,140.61
Drug equipment.....	41.43
Surgical instruments.....	677.35
Surgical supplies.....	1,366.56



Other hospital supplies.....		1,063.54
Gauze.....		3,603.50
Hospital furniture and fixtures.....		205.81
Postage.....		80.75
Telephone.....		48.00
Telephone tolls.....		69.32
Telegraph.....		44.54
Freight.....		468.30
Express.....		606.58
Drayage.....		10.51
Stationery.....		113.30
Office supplies.....		121.91
<b>Labor:</b>		
Lee Trevet.....		42.40
Albert Mazzini.....		58.25
Sundry labor, 10 persons, each receiving less than \$25.00.		101.30
Total labor.....	\$	201.95
C. F. Hicks, raveling expense, Jan. 8-18, 1921, Cincinnati, Chicago and Rochester.....		119.45
Total.....	\$	69,437.06
Less discount for cash.....	199.98	
Less freight paid and deducted.....	153.24	353.22
Net total or amount expended.....		69,083.84

Wherever a part of the same class of expenditure is paid out of "State Fund General Revenue," and a part out of "State Fund, Speical Revenue," the total amount is included in the above General Revenue classification.

Amount of above paid out of General Revenue.....	42,000.00
Amount of above paid out of Special Revenue.....	27,083.84
Total as above.....	\$ 69,083.84

**191.—Appropriation for Repairs and Improvements, Welch Hospital No. 1.**

H. Rus Warne, plans for hospital building.....	\$	500.00
F. W. Hughes, sign boards.....		181.40
McDowell Const. Co., putting up signs.....		15.59
Welch Lumber, Co., lumber.....		48.76
Pittsburg Plate Glass Co., paint.....		35.16
Search Light Marine Paint Co., paint.....		321.59
Paint, oil and varnish.....		25.13
Propst and Barber, sheet metal stacks.....		92.84
Johns Manville Co., asbestos felt insulation.....		243.18
McNary and Johnson Co., plumbing supplies.....		518.78
Plumbing supplies.....		86.12
Repairs for laundry machine.....		105.84
Repairs for pump.....		15.18
Repairs to boiler.....		62.00
Boiler tubes.....		51.93
Repairs for ice machine.....		38.21
Repairs to motor and pump.....		144.61
Gauge valves.....		37.40
Cement.....		3.20
Hardware.....		24.34
Leno Ganana, labor.....		13.00
Frank Pizelle, labor.....		8.25
Machine Secondso, labor.....		1.50
Ed. Carter, labor.....		5.00
E. W. Schultz, labor.....		10.00
Charley Thomms, labor.....		43.75
A. Talamani, labor.....		12.50

C. Bevelaqua, labor.....	15.00
Dick Curran, labor.....	6.00
Sam Steed, labor.....	8.00
James Motley, labor.....	10.08
Albert Missini, labor.....	30.00
Will Posten, labor.....	9.80
Henry Dose, labor.....	4.00
Glenn McCoy, labor.....	10.00
J. W. Bingha, painting.....	43.35
C. F. Hicks, advanced to pay painter (June, 1921).....	1,200.00
<b>Total.....</b>	<b>\$ 3,981.49</b>
Recapitulation—General Revenue Disbursements:	
Current General Expenses.....	\$ 42,000.00
Repairs and Improvements.....	3,981.49
<b>Total—General Revenue.....</b>	<b>\$ 45,981.49</b>

### McKENDREE HOSPITAL NO. 2.

#### 192.—Appropriation for Current General Expenses.

##### Salaries:

Dr. H. L. Goodman, Superintendent, salary 12 months..	\$ 3,575.00
J. E. Hammer, physician, salary 5 + months.....	553.34
W. B. Baker, physician, salary 6 + months.....	663.34
Essie Jones, secretary, salary 12 months.....	590.00
Mrs. H. L. Goodman, matron, salary 12 months.....	595.00
Alice S. Barksdale, Supt. of nurses, salary 12 months.....	1,170.00

##### Nurses:

Lula Judy, salary 5 part months.....	113.33
Edith Potter, salary 4 part months.....	50.00
Lola Shaw, salary 8 months.....	115.00
Monica Morgan, salary 11 months.....	151.00
Ica Hicks, salary 12 months.....	145.00
Gladys Mays, salary 4 months.....	44.00
Goldie McGary, salary 11 months.....	118.00
Lulu McGary, salary 6 months.....	60.00
Ethel McAtee, salary 8 + months.....	97.67
Viola Hicks, salary 5 + months.....	55.00
Mrs. J. F. Bergan, salary 1 + months.....	15.05
Ida M. Farren, salary 3 + months.....	37.35
Gertrude Meadows, salary 1 month.....	10.00
Ethel Pollock, salary 3 months.....	30.00
Zella Daniels, salary 3 months.....	30.00
Neva McVeigh, salary 1 + months.....	13.00
Hazel Ott, salary part month.....	9.00
Sadie Diehl, salary part month.....	8.67
Dolores Bailey, salary part month.....	1.67

##### Orderlies:

W. J. Ingles, salary 12 months.....	415.00
Owen Price, salary 3 months.....	110.00
S. Payne, salary part month.....	13.33
Daniel Brown, salary 3 months.....	135.00

##### Cooks:

Lucy Price, salary 3 months.....	112.50
Violet Hairston, salary 3 months.....	95.00
Mollie Dallas, salary 3 months.....	85.00
Alice Neal, salary 1 month.....	50.00
Lena Kemp, salary 2 months.....	69.00
James Ely, salary 6 months.....	270.00
Ada Byrd, salary 7 + months.....	360.03
Arnold Harvey, salary 1 month.....	30.00

Georgla Dixon, salary 2 months . . . . .	70.00
Florence Bostic, salary 6 + months . . . . .	265.33
Julia McIver, salary 3 + months . . . . .	235.33
Ella Brown, salary part month . . . . .	14.66
John Foster, salary 3 months . . . . .	90.00
C. H. Jones, utility, salary 9 months . . . . .	675.00
Mattie Hinkle, housekeeper, salary 12 months . . . . .	355.00
<b>Labor:</b>	
Mattie Jones, salary 4 + months . . . . .	178.84
Annie Johnson, salary 7 months . . . . .	255.00
Tyler Hairston, salary 3 months . . . . .	120.00
Herman Jones, salary 4 months . . . . .	147.00
Mollie Gillam, salary 7 months . . . . .	276.00
Sarah Young, salary 5 months . . . . .	200.00
Total salaries . . . . .	\$ 12,877.44
Beef . . . . .	\$ 1,496.31
Pork . . . . .	433.22
Poultry . . . . .	301.46
Fish . . . . .	63.04
Oysters . . . . .	24.95
Sausage . . . . .	11.50
Canned meats . . . . .	114.28
Eggs . . . . .	810.94
Butter . . . . .	8.39
Oleomargarine . . . . .	449.58
Lard . . . . .	91.45
Milk . . . . .	906.09
Ice cream . . . . .	46.60
Cheese . . . . .	98.26
Flour . . . . .	532.07
Meal . . . . .	28.70
Crackers . . . . .	20.30
Macaroni . . . . .	10.20
Hominy . . . . .	14.40
Sugar . . . . .	542.35
Coffee . . . . .	152.72
Tea . . . . .	15.75
Potatoes . . . . .	230.69
Beans . . . . .	41.42
Onions . . . . .	14.81
Cabbage . . . . .	48.47
Rice . . . . .	17.00
Cereals . . . . .	105.23
Canned tomatoes . . . . .	67.00
Canned corn . . . . .	15.60
Canned beans . . . . .	24.60
Canned peas . . . . .	105.00
Other canned vegetables . . . . .	77.28
Fresh tomatoes . . . . .	137.00
Fresh corn . . . . .	8.30
Fresh beans . . . . .	19.98
Other fresh vegetables . . . . .	73.90
Canned pineapple . . . . .	64.94
Canned peaches . . . . .	185.90
Canned pears . . . . .	118.80
Canned plums . . . . .	61.60
Canned apricots . . . . .	59.62
Canned cherries . . . . .	106.80
Canned apples . . . . .	66.00
Other canned fruit . . . . .	100.10
Fresh peaches . . . . .	7.00
Fresh apples . . . . .	99.46
Other fresh fruits . . . . .	306.55

Dried prunes .....	22.00
Dried apples .....	13.00
Dried pears .....	15.25
Syrup .....	59.70
Pepper .....	4.33
Salt .....	19.75
Yeast .....	24.00
Baking powder .....	36.95
Vinegar .....	5.85
Ketchup sauces .....	7.35
Flavoring extract .....	10.64
Other food supplies .....	217.81
Music supplies .....	20.00
Laundry .....	582.34
Laundry soap .....	137.20
Toilet soap .....	56.48
Gold dust .....	27.40
Other cleansers .....	80.53
Other laundry supplies .....	24.75
Brooms .....	24.29
Mops and brushes .....	42.60
Toilet paper .....	70.75
Disinfectants .....	6.00
Other janitor supplies .....	60.31
Fire extinguishers .....	83.47
Table china .....	122.47
Kitchen equipment and utensils .....	217.53
Chairs .....	127.82
Carpets .....	103.05
Quilts and blankets .....	57.60
Sheets and pillow cases .....	76.92
Clothing .....	19.30
Dry goods .....	286.21
Notions .....	26.90
Household supplies .....	27.99
Window shades and curtains .....	260.00
Amusements .....	2.00
Coal .....	1,366.05
Gasoline .....	297.03
Lubricating oil .....	113.26
Illuminating oil .....	405.74
Ice .....	375.04
Electrical supplies .....	204.87
Electric bath equipment .....	465.35
Rent of lot .....	1.00
Photographs .....	56.25
Premium on official bond .....	7.50
Hogs .....	55.00
Feed .....	18.20
Seeds .....	25.78
Vehicle repairs .....	15.00
Auto repairs .....	195.90
Engine room supplies .....	18.76
Farm tools .....	24.94
Miscellaneous hardware .....	85.49
Books .....	41.60
Newspapers .....	10.20
Magazines .....	12.00
Printing .....	49.95
Advertising .....	19.80
Drugs .....	782.94
Drug equipment .....	26.98
Surgical instruments .....	210.39

Surgical supplies .....		673.41
Other hospital supplies .....	\$	282.08
Gauze .....		191.00
Medical attendance .....		58.00
Osenton and Lee, Atty. fee in case, H. L. Goodman vs. County Court .....		150.00
Postage .....		72.00
Telephone .....		142.78
Telephone tolls .....		162.47
Freight .....		123.56
Express .....		612.47
Drayage .....		9.60
Typewriter .....		70.30
Stationery .....		22.94
Office supplies .....		68.36
<b>Labor:</b>		
John Foster, cook .....		196.50
Julia McIver, cook .....		36.00
Lola Shaw, nurse .....		77.84
E. V. Patterson, nurse .....		24.50
M. E. Colwell, sewing .....		92.00
Laura B. Martin, sewing .....		25.00
G. B. Dotson, .....		35.00
Edith Hobbs .....		11.67
Z. C. Morris .....		12.20
Zella Daniels .....		10.00
Total labor .....	\$	520.71
H. L. Goodman, traveling expense, May 19-30, 1921, Chicago, Ill. ....		138.87
Hazel C. Ott, traveling expense .....		13.58
Transfer to State Board of Control, Special Revenue, to pay existing contracts .....		113.76
<b>Total</b> .....	\$	32,504.50
Less discount for cash .....	\$	78.93
Less freight paid and deducted .....		11.37
<b>Net Total or amount expended</b> .....	\$	32,414.20

Wherever a part of the same class of expenditure is paid out of "State Fund, General Revenue," and a part out of "State Fund, Special Revenue," the total amount is included in above General Revenue classification.

Amount of above paid out of General Revenue .....	\$	26,117.94
Amount of above paid out of Special Revenue .....		6,296.26
<b>Total</b> .....	\$	32,414.20

193.—*Appropriation for Repairs and Improvements, McKendree Hospital No. 2.*

Durfee Lumber Co., lumber .....	\$	178.87
Lumber .....		35.50
Cement .....		52.13
Plaster .....		10.20
Forest City Paint Co., paint .....		116.69
Pittsburg Plate Glass Co., paint .....		26.85
Kurfee Paint Co., paint .....		91.87
Floor varnish .....		49.50
F. A. Hundley, painting hospital and nurses home .....		1,204.19
Jefferson and Richardson, contract, repair work .....		286.68
Ratliff Bros., plumbing and supplies .....		379.84
Plumbing supplies .....		39.69
Parkersburg Rig and Reel Co., 1 set round iron hoops .....		195.35
Wallpaper .....		43.51

Wire netting . . . . .	79.20
Hinton Garage Co., repair to truck . . . . .	217.22
Repairs for truck . . . . .	42.31
Plate glass . . . . .	25.55
Grate bars for boiler . . . . .	51.67
Pipe covering . . . . .	47.80
Engine room supplies . . . . .	3.99
Lawn mower . . . . .	16.32
Dynamite and caps . . . . .	4.92
Electrical supplies . . . . .	298.38
Repairs for stove . . . . .	2.94
Hardware . . . . .	35.71
H. L. Goodman, expense to Charleston . . . . .	9.15
<b>Labor:</b>	
Frank Hoferer . . . . .	\$ 479.00
James Eley . . . . .	100.50
J. D. Adkins . . . . .	12.00
Levi Saul . . . . .	70.00
O. D. Gwinn . . . . .	38.50
F. W. Goodman . . . . .	17.50
L. E. Morris . . . . .	5.00
J. J. Downey . . . . .	25.00
L. E. Morris . . . . .	22.50
Julian Young . . . . .	25.00
Julian White . . . . .	20.00
<b>Total . . . . .</b>	<b>\$ 4,361.03</b>

Wherever a part of the same class of expenditure is paid out of "State Fund, General Revenue," and a part out of "State Fund, Special Revenue," the total amount is included in above General Revenue classification.

Amount of above paid out of General Revenue . . . . .	\$ 4,248.38
Amount of above paid out of Special Revenue . . . . .	112.65
<b>Total . . . . .</b>	<b>\$ 4,361.03</b>

<b>Recapitulation, General Revenue Expenditures:</b>	
Current Expense . . . . .	\$ 25,817.94
Repair and Improvements . . . . .	\$ 4,248.38
<b>Grand Total—McKendree Hospital No. 2 . . . . .</b>	<b>\$ 30,066.32</b>

### FAIRMONT HOSPITAL NO. 3.

#### 194.—Appropriation for Current General Expenses.

<b>Salaries:</b>	
Dr. C. M. Ramage, superintendent, salary 12 months . . . . .	\$ 3,275.00
H. S. Falconer, physician, salary 9 + months . . . . .	916.13
P. B. Wright, physician, salary 7 + months . . . . .	361.30
C. O. Henry, physician, salary 2 + months . . . . .	283.87
Amanda C. Stowers, Head Nurse, salary 12 months . . . . .	1,200.00
<b>Nurses:</b>	
Lily Parcell, salary 12 months . . . . .	825.00
Anna Webley, salary 9 + months . . . . .	175.00
Hazel Ott, salary 9 + months . . . . .	202.00
Nellie Gooding, salary 2 months . . . . .	30.00
S. McCourt, salary 12 months . . . . .	205.00
Garnet Preston, salary 2 months . . . . .	24.00
Macil Shafer, salary 1 month . . . . .	12.00
Margaret Arnett, salary 12 months . . . . .	153.00
Fannie Knight, salary 4 + months . . . . .	54.00
Delilah Manley, salary 9 months . . . . .	108.00

Anna Sherman, salary 5 months . . . . .	60.00
Bernice Williamson, salary 3 months . . . . .	36.00
Hattie Atkins, salary 2 months . . . . .	24.00
Helen Dillon, salary 1 month . . . . .	24.00
<b>Orderlies:</b>	
Clyde Baker, salary 12 months . . . . .	960.00
Pete Clise, salary 1 + month . . . . .	53.50
Reynolds Akers, salary part month . . . . .	60.00
John Jones, salary 11 months . . . . .	165.00
Lorain Parrell, salary 1 month . . . . .	12.00
Bertha Morrifield, cook, salary 12 months . . . . .	612.00
<b>Waitresses:</b>	
Alice Frederick, salary 12 months . . . . .	297.00
Mabel Grose, salary 1 month . . . . .	30.00
Dove Eliason, salary 4 months . . . . .	100.00
Carl Suter, ambulance man, salary 12 months . . . . .	1,046.00
<b>Labor:</b>	
Bertha Shafer, salary 12 months . . . . .	297.00
Alice Huff, salary 3 + months . . . . .	97.00
Hester Giles, salary 2 months . . . . .	104.00
Mabel Grose, salary 4 months . . . . .	120.00
Mary Knight, salary 2 months . . . . .	50.00
Alice Curry, salary 3 months . . . . .	90.00
Belle Layman, salary 4 months . . . . .	264.00
Anna Berdine, salary 3 months . . . . .	85.00
Cleo Lewis, salary 1 month . . . . .	25.00
Belle Bradley, salary 1 month . . . . .	25.00
Belle Monohan, salary 1 month . . . . .	71.50
Total salaries . . . . .	\$ 12,532.30
Beef . . . . .	\$ 1,991.87
Pork . . . . .	487.38
Poultry . . . . .	173.43
Oysters . . . . .	22.37
Sausage . . . . .	3.15
Canned meats . . . . .	117.40
Eggs . . . . .	674.27
Butter . . . . .	34.55
Oleomargarine . . . . .	218.98
Lard . . . . .	71.10
Milk . . . . .	1,537.76
Cream . . . . .	100.20
Cheese . . . . .	95.41
Flour . . . . .	84.10
Meal . . . . .	3.00
Bread . . . . .	956.36
Crackers . . . . .	131.11
Hominy . . . . .	21.60
Sugar . . . . .	518.55
Coffee . . . . .	902.96
Potatoes . . . . .	176.40
Beans . . . . .	219.09
Onions . . . . .	20.83
Cabbage . . . . .	56.22
Rice . . . . .	97.50
Cereals . . . . .	272.23
Canned tomatoes . . . . .	464.94
Canned corn . . . . .	79.60
Canned peas . . . . .	\$ 93.30
Other canned vegetables . . . . .	406.75
Fresh tomatoes . . . . .	77.90
Fresh corn . . . . .	37.45
Fresh beans . . . . .	19.60
Other fresh vegetables . . . . .	129.25

Canned peaches . . . . .	428.35
Canned pears . . . . .	201.00
Canned apricots . . . . .	41.76
Canned apples . . . . .	96.00
Other canned fruit . . . . .	128.30
Fresh peaches . . . . .	8.80
Oranges . . . . .	71.75
Fresh apples . . . . .	182.76
Other fresh fruit . . . . .	338.52
Dried pears . . . . .	30.50
Dried peaches . . . . .	127.90
Dried prunes . . . . .	161.00
Other dried fruits . . . . .	26.86
Syrup . . . . .	202.30
Salt . . . . .	14.14
Yeast . . . . .	58.51
Baking powder . . . . .	12.06
Vinegar . . . . .	12.07
Ketchup sauces . . . . .	34.90
Flavoring extracts . . . . .	16.85
Ammonia . . . . .	47.60
Pickles . . . . .	25.00
Other food supplies . . . . .	316.92
Photographs . . . . .	81.25
Photo supplies . . . . .	69.04
Laundry . . . . .	810.02
Laundry soap . . . . .	168.81
Toilet soap . . . . .	87.72
Gold dust . . . . .	88.20
Other cleansers . . . . .	193.85
Other laundry supplies . . . . .	16.00
Brooms . . . . .	48.42
Mops and brushes . . . . .	90.23
Toilet paper . . . . .	145.98
Disinfectants . . . . .	79.00
Fire extinguishers . . . . .	100.00
Other janitor supplies . . . . .	27.58
Table silver . . . . .	43.06
Table china . . . . .	80.07
Carpets . . . . .	157.65
Mattresses . . . . .	126.00
Quilts and blankets . . . . .	560.40
Bed springs . . . . .	105.00
Other bedding . . . . .	103.98
Shoes . . . . .	10.50
Clothing . . . . .	286.87
Dry goods . . . . .	1,523.66
Notions . . . . .	19.84
Household supplies . . . . .	96.71
Graduation pins for nurses . . . . .	72.00
Coal . . . . .	482.25
Gas . . . . .	324.03
Electricity . . . . .	873.69
Gasoline . . . . .	176.07
Lubricating oil . . . . .	19.50
Illuminating oil . . . . .	1.35
Water . . . . .	486.52
Ice . . . . .	356.62
Electrical supplies . . . . .	286.16
Plumbing supplies . . . . .	64.57
Plants . . . . .	43.00
Auto repairs . . . . .	226.61
Blacksmithing . . . . .	32.00



Engine room repairs.....	41.00
Lumber.....	18.60
Paint.....	81.00
Miscellaneous hardware.....	227.84
Books.....	60.04
Newspapers.....	10.20
Printing.....	56.26
Advertising.....	80.12
Drugs.....	776.95
Drug equipment.....	116.51
Surgical instruments.....	528.42
Surgical supplies.....	971.14
Gauze.....	1,918.97
Other hospital supplies.....	502.95
Medical attendance.....	118.00
Hospital fixtures.....	41.60
Postage.....	15.52
Telephone.....	76.73
Telephone tolls.....	56.63
Freight.....	168.57
Express.....	66.83
Drayage.....	57.42
Nurses diplomas.....	22.50
Typewriter repairs.....	15.50
Stationery.....	86.24
Office supplies.....	99.80
C. W. Baker, painting.....	225.00
Carl Yost, painting.....	71.25
Pansy Cunningham, labor.....	14.00
Myrtle Herron, labor.....	3.50
Total.....	\$ 40,506.06
Less discount for cash.....	\$ 145.69
Less freight paid and deducted.....	1.87
Net Total.....	\$ 40,358.50

Wherever a part of the same class of expenditure is paid out of "State Fund, General Revenue," a part out of "State Fund, Special Revenue," the total amount is included in above General Revenue classification.

Amount of above paid out of General Revenue.....	\$ 29,548.27
Amount of above paid out of Special Revenue.....	10,810.23
Total.....	\$ 40,358.50

195.—*Appropriation for Repairs and Improvements Fairmont Hospital No. 3.*

Marion Planing Mill Co., lumber.....	\$ 114.24
Lumber.....	12.80
Berry Bros., paint.....	112.24
Peasley and Gaullent, paint.....	125.65
Pittsburg Plate Glass Co., paint.....	113.36
Paint, oil and varnish.....	132.30
Paint brushes.....	3.46
C. W. Baker, painting.....	55.00
Carl D. Yost, painting.....	31.45
Carl D. Yost, wall paper and papering.....	60.00
J. E. Amderson, wall paper.....	40.40
Denham Company, wall paper and papering.....	47.00
Wall paper.....	52.98
Rudd Mfg. Co., water heaters.....	579.35
Galvanized pipe.....	69.00
Washing machine for laundry.....	548.30

American Metal Weather Strip Co., weather strips.....	348.35
Crane Co., plumbing supplies.....	107.80
Luthy Plumbing Co., plumbing supplies.....	554.41
Plumbing supplies.....	14.65
Electrical supplies.....	141.46
Cement.....	295.23
Lime.....	19.50
Sand and gravel.....	81.88
Screenings.....	10.50
Repairs for laundry machine.....	4.13
Leather belts.....	22.57
Repairs for boiler.....	63.30
Repairs to floors.....	65.82
Auto repairs.....	84.44
Miscellaneous hardware.....	139.92
Repairs to sterilizer.....	14.70
Blacksmithing.....	16.50
Lawn mower.....	20.00
Metal laths.....	18.06
Plaster and wood filler.....	48.20
Hugh Hamilton, glazing windows.....	27.00
Transfer to State Board of Control, Special Revenue, to pay existing contracts.....	990.58
<b>Total.....</b>	<b>\$ 5,186.53</b>

Wherever a part of the same class of expenditure is paid out of "State Fund, General Revenue," and a part out of State Fund, Special Revenue," the total amount is included in above General Revenue classification.

Amount of above paid out of General Revenue.....	\$ 3,915.54
Amount of above paid out of Special Revenue.....	1,270.99
<b>Total.....</b>	<b>\$ 5,186.53</b>

Recapitulation, General Revenue Expenditures:

Current expense.....	\$ 29,548.27
Repairs and Improvements.....	3,915.54

Grand Total—Fairmont Hospital No. 3..... \$ 33,463.81

**STATE TUBERCULOSIS SANITARIUM.**

196.—*A appropriation for Current General Expenses.*

Salaries and Labor:

Dr. E. E. Clovis, superintendent, salary 12 months.....	\$ 2,975.00
Geo. E. Mills, physician, salary 12 months.....	1,775.00
J. H. Aud, physician, salary 2 months.....	200.00
W. B. Glassman, physician, salary 6 months.....	750.00
Ella Hinzman, matron, salary 6 part months.....	305.98
Clara Edmunds, stenographer, salary 12 months.....	590.00
Noel M. Gorman, stenographer, salary 2 part months....	70.00
C. H. Beasley, clerk, salary 12 months.....	590.00
C. O. Gorby, bacteriologist, salary 10 months.....	350.00
Ada Pauley, dietitian, salary 1 month.....	75.00
L. M. Benson, farm supt., salary 12 months.....	1,170.00
L. M. Spurgeon, butcher, salary 12 months.....	480.00
F. M. Nunnally, head nurse, salary 12 months.....	887.50

Nurses:

Ethel Emmert, salary 9 months.....	404.16
Alma Jack, salary 5 + months.....	249.01
Lulu Perrin, salary 12 months.....	590.00
Evelyn Furtney, salary 10 + months.....	491.76
Laura Kesterson, salary 12 months.....	207.50

Katherine DeVault, salary 12 months.....	207.50
Mrs. C. M. Miller, salary 12 months.....	558.43
Ella M. Hamm, salary 2 months.....	100.00
Daisy Davis, salary 6 months.....	92.50
Lena McDougale, salary 4 months.....	60.00
<b>Maids:</b>	
Mrs. C. M. Dunlap, salary 11 + months.....	346.45
Mrs. A. E. Shaffer, salary 4 + months.....	140.00
Selba Harvey, salary 1 month.....	25.00
Anna Mason, salary 4 + months.....	216.25
<b>Orderlies:</b>	
Steve Lahoneck, salary 12 months.....	360.00
Guy Martin, salary 12 months.....	415.00
Roscoe Buck, salary 11 months.....	624.00
J. F. Smith, salary 12 months.....	229.28
Scoville Morris, salary 12 months.....	420.00
Henry Bolen, salary 5 months.....	175.00
O. C. Satterfield, salary 12 months.....	310.00
Nyde E. Price, salary 10 months.....	240.00
Oran Gillespie, salary 12 months.....	325.00
Joe Gatum, salary 6 + months.....	138.24
Gail W. Flesher, salary 1 month.....	20.00
Milt Sivert, salary 4 + months.....	100.78
John Perry, salary 1 month.....	30.00
J. H. Myers, salary 3 + months.....	76.00
<b>Cooks:</b>	
Fred Maas, salary 1 month.....	100.81
Martha Dunn, salary 6 + months.....	332.25
Tille Hileman, salary 6 part months.....	84.10
Mrs. W. B. Davis, salary 11 + months.....	554.52
Mrs. Leslie Hinerman, salary 1 month.....	30.00
Dorothy McCarty, salary 3 + months.....	135.80
Sallie Kady, salary 3 months.....	121.66
Viola Christopher, salary 3 + months.....	116.00
Marie Friend, salary 6 months.....	175.16
Lena Hughes, salary 3 months.....	119.66
Florence Bauer, salary 1 month.....	32.90
Mrs. C. K. Shickle, salary 2 + months.....	117.74
Harry Cox, salary 3 months.....	257.26
Claude Toles, salary 3 months.....	130.00
John Grant, salary 1 month.....	29.33
<b>Waitresses:</b>	
Laura Murdock, salary 10 months.....	305.54
Nannie Neville, salary 8 + months.....	269.32
Elizabeth Beckman, salary 5 + months.....	173.22
Carrie Beeler, salary 4 months.....	115.00
Gertrude McCarty, salary 1 month.....	30.00
Susie Taylor, salary 1 month.....	25.00
Della Dayton, salary 1 month.....	30.00
Isabelle Schell, salary 8 months.....	234.99
Elizabeth Moore, salary 2 + months.....	76.25
Mrs. Sam Elzie, salary 1 + months.....	46.93
Pearl Elsie, salary 1 + months.....	46.93
Marie Moore, salary 2 + months.....	75.48
Mona Godwin, salary 3 + months.....	266.51
Elizabeth Friend, salary 3 + months.....	104.51
Mary Kitsmiller, salary 3 + months.....	103.54
Mrs. S. Brock, salary 2 + months.....	63.00
Lonnie Halstead, salary 3 + months.....	74.27
Rosa Moats, salary 2 + months.....	81.00
Clara Lash, salary 2 + months.....	66.50
Mrs. H. Brew, salary 2 months.....	60.00
Fern Calvert, salary 1 + month.....	48.00

Earl Rees, storekeeper, salary 1 month . . . . .	30.00
C. V. Keller, storekeeper, salary 10 months . . . . .	377.00
Wayne Browning, storekeeper, salary 8 + months . . . . .	269.71
J. O. Moore, storekeeper, salary 1 + month . . . . .	56.45
John Oreb, storekeeper, salary 5 + months . . . . .	89.66
D. A. DeBerry, farmer, salary 5 months . . . . .	325.00
Clarence Hays, milkman, salary 2 months . . . . .	863.06
C. W. Mays, milkman, salary 1 month . . . . .	75.00
Herbert Simms, fireman, salary 2 months . . . . .	30.00
Louis Petroff, fireman, salary 2 + months . . . . .	46.05
E. Flanagan, fireman, salary 4 + months . . . . .	133.61
A. W. Ash, fireman, salary 3 months . . . . .	45.00
Sundry Services:	
Goldia Hileman, salary 9 + months . . . . .	286.43
Goldia Rice, salary 3 months . . . . .	85.00
Mrs. Lana Halstead, salary 5 + months . . . . .	161.66
Lydia Wilhelm, salary 6 part months . . . . .	70.50
Leslie Beeler, salary 12 months . . . . .	550.00
Ashford Huffman, salary 12 months . . . . .	640.00
Frank Huffman, salary 8 part months . . . . .	239.98
George Freeland, salary 12 months . . . . .	942.65
Paul Tasker, salary 12 months . . . . .	1,020.13
J. W. Tasker, salary 2 + months . . . . .	149.50
Sol. Feather, salary 8 + months . . . . .	340.56
Chas. Mason, salary 2 + months . . . . .	172.25
James Smith, salary 2 + months . . . . .	186.75
Chas. Cutright, salary 12 months . . . . .	325.74
Howard McGee, salary 4 + months . . . . .	128.07
A. J. Johnson, salary 10 months . . . . .	799.86
David Williams, salary 7 part months . . . . .	132.74
Howard Benson, salary 7 months . . . . .	571.88
Chas. Adair, salary 1 month . . . . .	25.00
Frank Chapman, salary 3 part months . . . . .	30.00
Althea Roush, salary 5 months . . . . .	150.00
H. Brew, salary 2 months . . . . .	77.50
Oliver Smith, salary 2 months . . . . .	106.87
Roy Freeland, salary 2 months . . . . .	72.60
Ralph Martin, salary 2 months . . . . .	90.00
Oliver Freeland, salary 1 month . . . . .	27.00
Julia Ledger, salary 4 part months . . . . .	109.83
S. G. Parsons, salary 8 months . . . . .	205.51
Blanche Williams, salary 3 + part months . . . . .	128.28
E. K. Wilson, salary 9 part months . . . . .	195.85
Alfred Craigo, salary 3 part months . . . . .	40.67
Gay Tasker, salary 1 month . . . . .	35.75
Sundry labor, 31 persons, each receiving less than \$25.00	434.76
Total salaries . . . . . \$	32,877.38
Beef . . . . .	\$ 9,078.81
Pork . . . . .	2,879.19
Poultry . . . . .	597.46
Fish . . . . .	389.83
Oysters . . . . .	163.82
Sausage . . . . .	63.25
Canned meats . . . . .	354.23
Eggs . . . . .	2,947.82
Butter . . . . .	3,853.44
Lard . . . . .	345.87
Cheese . . . . .	361.22
Flour . . . . .	458.01
Meal . . . . .	43.30
Bread . . . . .	2,786.75
Crackers . . . . .	168.47
Macaroni . . . . .	63.95

Hominy.....	10.05
Sugar.....	1,423.29
Coffee.....	794.60
Tea.....	77.30
Potatoes.....	1,575.74
Beans.....	338.47
Onions.....	46.70
Cabbage.....	105.36
Rice.....	110.10
Cereals.....	327.09
Vanned tomatoes.....	311.44
Canned corn.....	185.60
Canned beans.....	\$ 103.95
Canned peas.....	209.50
Other canned vegetables.....	180.90
Fresh tomatoes.....	163.50
Fresh corn.....	58.32
Fresh beans.....	27.87
Other fresh vegetables.....	582.67
Bananas and oranges.....	375.22
Canned peaches.....	632.60
Canned pears.....	462.50
Canned plums.....	64.75
Canned apricots.....	552.19
Canned apples.....	28.50
Canned pineapples.....	259.15
Canned cherries.....	642.90
Other canned fruits.....	509.51
Fresh pears.....	112.00
Fresh apples.....	245.79
Other fresh fruit.....	1,470.39
Figs.....	90.00
Dried peaches.....	81.75
Dried prunes.....	125.19
Dried apples.....	11.25
Other dried fruits.....	56.83
Syrup.....	13.40
Pepper.....	11.89
Salt.....	58.74
Yeast.....	10.14
Baking powder.....	26.50
Vinegar.....	37.08
Ketchup sauces.....	189.13
Flavoring extracts.....	59.65
Pickles and preserves.....	94.10
Other food supplies.....	434.60
Canning supplies.....	61.71
Laundry.....	6,771.81
Laundry soap.....	140.73
Toilet-soap.....	246.47
Other cleansers.....	261.96
Other laundry supplies.....	22.05
Brooms.....	109.98
Mops and brushes.....	138.02
Toilet paper.....	110.60
Other janitor supplies.....	222.14
Fire extinguishers.....	248.47
Table silver.....	88.20
Table china.....	339.83
Kitchen equipment.....	6,684.64
Kitchen utensils.....	393.83
Food carriages.....	281.11
Tables.....	1,553.30

Chairs.....	864.20
Other furniture.....	214.30
Carpets.....	418.40
Quilts and blankets.....	1,310.00
Sheets and pillow cases.....	80.75
Window screens.....	36.00
Clothing.....	21.45
Dry goods.....	319.99
Notions.....	61.19
Window shades and curtains.....	115.55
Household supplies.....	246.28
Religious services.....	60.60
Transportation patients.....	30.93
Premium on official bond, E. E. Clovis.....	15.00
Veterinary service.....	8.00
Coal.....	1,612.31
Gas.....	2,760.52
Gasoline.....	526.83
Lubricating oil.....	414.31
Illuminating oil.....	993.15
Ice.....	450.33
Gas fixtures.....	14.78
Electrical supplies.....	376.87
Plumbing supplies.....	6.00
Paint.....	26.00
Refund to pay patients.....	1,149.25
Cattle.....	1,182.50
Hogs.....	35.00
Filling silo.....	56.70
Threshing grain.....	108.50
Baling hay.....	208.01
Sacks and bags.....	138.87
Corn.....	31.50
Oats.....	260.36
Chop and middlings.....	137.10
Bran.....	196.00
Dairy feed.....	1,001.95
Fertilizer.....	461.33
Seeds.....	127.01
Plants.....	139.67
Harness.....	38.70
Auto repairs.....	786.19
Blacksmithing.....	122.30
Engine room repairs.....	2.30
Farm machinery.....	1,243.45
Farm tools.....	27.15
Other farm supplies.....	31.24
Miscellaneous hardware.....	615.50
Lumber.....	53.33
Books.....	46.08
Newspapers.....	7.50
Other publications.....	15.00
Printing.....	141.14
Advertising.....	57.37
Drugs.....	936.24
Drug equipment.....	36.44
Surgical supplies.....	52.25
Gauze.....	240.00
Hospital supplies.....	521.13
X-ray and supplies.....	3,048.12
Sputum cups and fillers.....	644.09
Postage.....	96.90
Telephone.....	113.85
Telephone tolls.....	254.14

Telegraph.....		59.75
Freight.....	1,826.04	
Express.....	379.13	
Drayage.....	45.70	
Stationery.....	67.64	
Office supplies.....	42.95	
Merle Grant.....	29.05	
Howard McGee.....	30.00	
Mrs. E. M. Miller.....	38.94	
Claude Bartholomew.....	32.50	
L. M. Benson.....	100.00	
J. W. Tasker.....	26.00	
Laura Sowers.....	36.30	
J. A. Craigo.....	56.00	
Bertie Koontz.....	25.00	
James Smith.....	47.25	
Dave Williams.....	35.00	
Emery George.....	58.87	
Joe Gapon.....	30.88	
Gertrude Freeland.....	36.45	
Henry Bolen.....	31.50	
R. H. Buck.....	46.00	
Oliver Freeland.....	30.00	
C. V. Keller.....	28.22	
Mrs. C. K. Shiekle.....	\$ 25.00	
A. B. Purvis.....	48.00	
Harry Cox.....	26.18	
H. Maury.....	28.00	
Ada Pauley.....	41.16	
Sundry labor, 65 persons, each receiving less than \$25.00.....	663.93	
Total labor.....	\$ 1,550.23	
Dr. C. E. Clovis, traveling expense:		
July 3-1920, Ridgeley.....	\$ 7.74	
Dec. 16-18, 1920, Charleston.....	32.20	
May 23-24, 1921, Charleston.....	33.40	73.34
Total.....	\$ 117,788.58	
Less discount for cash.....	160.63	
Less freight paid and deducted.....	52.30	212.93
Net Total or amount expended.....	\$ 117,575.65	

Wherever a part of the same class of expenditure is paid out of "State Fund, General Revenue," and a part out of "State Fund, Special Revenue," the total amount is included in above General Revenue classification.

Amount of above paid out of General Revenue.....	\$ 85,229.60
Amount of above paid out of Special Revenue.....	32,346.05
Total.....	\$ 117,575.65

197.—*Appropriation for Repairs and Improvements and Buildings and Land State Tuberculosis Sanitarium.*

Alex Zeck and Son, contract, heating plant.....	\$ 12,928.53
F. C. Welch Co., contract, plumbing.....	1,158.00
Contract, electrical wiring.....	2,060.00
Contract, lights and fixtures.....	1,288.00
Contract, pipe covering.....	482.60
Paid on estimate contract work.....	4,072.50
General repairs to plumbing.....	1,504.90
Electrical supplies and wiring, powerhouse and general repairs.....	736.77
Portable incinerator.....	191.46
Armstrong Cork and Insulation Co., contract, finishing	

and erecting cork board insulation . . . . .	2,558.00
Fuller Bernard Co., contract, plastering . . . . .	4,827.50
U. S. Gypsum Co., wood fiber plaster . . . . .	873.18
J. T. Ryerson, metal laths . . . . .	330.72
Compo-Board Co., wall board . . . . .	402.60
Barber Asphalt Paving Co., asphalt shingles . . . . .	1,202.55
H. & S. Electric Co., Deleo light plant . . . . .	3,243.55
Burlew Hdwe. Co., hardware for dining room and kitchen . . . . .	1,136.59
Kendall Lumber Co., lumber . . . . .	274.50
Norway Sash and Door Co., lumber . . . . .	33.48
Commercial Sash and Door Co., doors, frames and sash Lumber . . . . .	2,150.00 108.46
East End Planing Mill Co., lumber . . . . .	151.34
Morgan Lbr. Co., lumber . . . . .	4,792.22
Charleston Lbr. Co., lumber . . . . .	6,541.47
Stephenson Cold Storage Door Co., doors . . . . .	347.90
Penna. Door and Sash Co., doors . . . . .	35.51
Cement . . . . .	575.90
Sand . . . . .	716.61
Lime . . . . .	352.61
Limestone screenings . . . . .	645.70
E. Ray Buckalew, contract, plumbing . . . . .	60.00
Plumbing supplies and repairs . . . . .	185.39
V. B. Fichtner, repair to plumbing . . . . .	47.81
Pittsburg Plate Glass Co., paint . . . . .	264.34
Samuel Cabot, shingle stain . . . . .	108.68
Kurfee Paint Co., paint . . . . .	216.82
Foy Paint Co., paint . . . . .	43.36
Peasley Gaulbert Co., paint . . . . .	103.93
National Lead Co., paint . . . . .	441.34
Paint, oil and varnish . . . . .	206.48
Fairmont Wall Plaster Co., plasetr paris . . . . .	154.20
Colonial Supply Co., steel pipe . . . . .	309.33
Kelly Foundry and Machine Co., galvanized pipe . . . . .	151.17
Radiator for hospital . . . . .	32.93
Sash cord and weights . . . . .	38.40
Nails . . . . .	92.50
Wood filler . . . . .	38.40
Closet bowls . . . . .	60.00
Electrical supplies . . . . .	74.73
Reeves Machine Co., repairs for engine . . . . .	37.70
Ventilators . . . . .	47.50
Machine bolts . . . . .	83.29
Rubberoid roofing . . . . .	112.58
Plate glass . . . . .	147.90
Pulleys . . . . .	11.61
Lightning arrester . . . . .	76.00
J. B. Martin, installing lightning arrestors . . . . .	41.57
Contract, wiring . . . . .	300.00
T. B. Sellers, inspecting electric wiring . . . . .	\$ 24.70
Miscellaneous hardware . . . . .	369.81
Freight . . . . .	671.87
Express . . . . .	10.59
A. A. Soupart, per diem . . . . .	121.00
Labor Traveling expense . . . . .	144.60
G. H. Falkenstein . . . . .	2,584.00
H. Grosseup . . . . .	1,412.77
Jim Miller . . . . .	228.62
H. W. Kinney . . . . .	1,613.17
Garfield Sines . . . . .	385.67
G. W. Guthrie . . . . .	135.19
Ira Wolfe . . . . .	197.32
G. T. Kinney . . . . .	208.11
Wm. Strawser . . . . .	263.57



Notley Frankhouser.....	41.86
Dave Williams.....	65.00
Roy Layne.....	60.00
J. W. Dodge.....	99.24
Fred Warren.....	214.55
Acy Menear.....	67.57
D. E. Metheny.....	737.94
V. E. Glenn.....	981.75
John Menear.....	45.90
J. W. Menear.....	324.20
J. W. Grimes.....	799.40
A. V. Pope.....	1,001.35
Geo. Martin.....	59.80
Woodson Martin.....	59.60
Clifton Martin.....	42.50
A. C. Severe.....	39.37
J. H. DeLawder.....	1,561.35
John Kinney.....	72.80
Charles Wilhelm.....	106.99
James Wilhelm.....	183.36
M. W. Costeel.....	52.20
O. C. Myers.....	26.72
R. G. Tasker.....	64.80
Frank Wilhelm.....	44.55
W. H. Teets.....	92.30
Dave DeLawder.....	454.22
Lloyd DeLawder.....	377.10
Fuller Bernard.....	46.30
E. T. Jenkins.....	665.95
G. M. Crane.....	246.60
H. M. Miller.....	298.87
Lloyd Savage.....	44.27
Sankey Stewart.....	145.80
Lee Stewart.....	129.60
Sundry labor, 17 persons each receiving less than \$25.00.....	216.89
Total labor.....	\$ 16,499.12
<hr/>	
Total.....	\$ 77,052.80

Wherever a part of the same class of expenditure is paid out of "State Fund, General Revenue, and a part out of "State Fund, Special Revenue," the total amount is included in the above General Revenue classification.

Amount of above paid out of General Revenue, Repairs and Improvements \$	15,000.00	
Amount of above paid out of General Revenue, Buildings and Land.....	7,500.00	22,500.00
Amount of above paid out of Special Revenue.....		54,552.80
Total as above.....	\$	77,052.80
<hr/>		
Recapitulation, General Revenue Expenditures:		
Current Expense.....	\$	85,229.60
Repairs and Improvements.....		15,000.00
Buildings and Land.....		7,500.00
Grand Total—State Tuberculosis Sanitarium.....	\$	107,729.60

## COLORED TUBERCULOSIS SANITARIUM.

## 198.—Appropriation for Current General Expenses.

## Salaries:

Dr. B. A. Crichlow, superintendent, salary 12 months. . . . .	\$	2,100.00
C. B. Crichlow, stenographer, salary 12 months. . . . .		300.00
W. B. Minor, clerk, salary 1 + months. . . . .		78.00
Hazel V. Brown, nurse, salary 4 + months. . . . .		345.00
Mary E. Bayles, nurse, salary 5 + months. . . . .		131.00
Susie Wilson, matron, salary 7 + months. . . . .		224.17
Pauline Senior, nurse, salary 10 months. . . . .		150.00
Georgia Murphy, nurse, salary 3 months. . . . .		132.50
Rae Johnson, nurse, salary 5 months. . . . .		350.00
V. C. Woody, nurse, salary 1 + months. . . . .		51.67
Idella Fox, cook, salary 4 months. . . . .		160.00
Fred E. Sutton, orderly, salary 5 + months. . . . .		144.17

## Labor:

Fred Lewis, salary 12 months. . . . .		720.00
John Henderson, salary 12 months. . . . .		720.00
Daisy Hardman, salary 2 + months. . . . .		109.34
Audrey Hardgrove, salary 2 months. . . . .		40.00
Wm. Wilburn, salary 1 month. . . . .		25.00
San Henderson, salary 3 months. . . . .		75.00
Total salaries. . . . .	\$	5,855.85

Beef. . . . .	\$	397.38
Pork. . . . .		614.40
Poultry. . . . .		232.37
Fish. . . . .		62.49
Oysters. . . . .		11.80
Sausage. . . . .		5.00
Canned meats. . . . .		203.52
Eggs. . . . .		340.03
Butter. . . . .		11.20
Oleomargarine. . . . .		111.55
Lard. . . . .		78.45
Milk. . . . .		76.35
Cheese. . . . .		42.45
Flour. . . . .		188.40
Meal. . . . .		16.25
Crackers. . . . .		92.89
Macaroni. . . . .		8.50
Hominy. . . . .		8.20
Sugar. . . . .		288.32
Coffee. . . . .		77.23
Tea. . . . .		11.68
Potatoes. . . . .		42.53
Beans. . . . .		40.47
Cabbage. . . . .		10.75
Rice. . . . .		31.47
Cereals. . . . .		75.42
Canned tomatoes. . . . .		70.53
Canned corn. . . . .		52.00
Canned beans. . . . .		12.50
Canned peas. . . . .		44.90
Other canned vegetables. . . . .		42.00
Fresh vegetables. . . . .		43.73
Canned peaches. . . . .		111.63
Canned pears. . . . .		120.90
Canned apricots. . . . .		21.90
Canned pineapple. . . . .		6.50
Canned cherries. . . . .		70.50

Other canned fruits . . . . .	73.75
Fresh fruits . . . . .	25.84
Dried fruit . . . . .	53.25
Syrup . . . . .	23.50
Pepper . . . . .	3.58
Salt . . . . .	18.95
Yeast . . . . .	6.97
Baking powder . . . . .	22.78
Vinegar . . . . .	5.62
Ketchup, sauces . . . . .	10.35
Flavoring extracts . . . . .	21.00
Other food supplies . . . . .	188.36
Music instruments and supplies . . . . .	246.49
Laundry . . . . .	1,532.33
Laundry soap . . . . .	90.88
Toilet soap . . . . .	\$ 39.75
Other cleansers . . . . .	48.08
Other laundry supplies . . . . .	6.73
Brooms . . . . .	17.17
Mops and brushes . . . . .	32.00
Other janitor supplies . . . . .	55.98
Table silver . . . . .	25.27
Table china . . . . .	82.17
Kitchen equipment . . . . .	51.73
Kitchen utensils . . . . .	125.58
Refrigerator . . . . .	281.58
Chairs . . . . .	36.00
Carpets . . . . .	4.07
Bedsteads and mattresses . . . . .	217.57
Quilts and blankets . . . . .	276.53
Sheets and pillow cases . . . . .	174.31
Upholstering supplies . . . . .	45.06
Clothing . . . . .	22.51
Dry goods . . . . .	133.32
Notions . . . . .	12.40
Window shades and curtains . . . . .	38.74
Funeral expense . . . . .	120.00
Transportation patients . . . . .	57.55
Premium on official bond, B. A. Crichlow . . . . .	7.50
Premium on alcohol bond . . . . .	5.00
Coal . . . . .	603.60
Gasoline . . . . .	490.79
Lubricating oil . . . . .	54.72
Illuminating oil . . . . .	227.61
Ice . . . . .	307.08
Electrical supplies . . . . .	24.84
Photographs . . . . .	16.00
Cattle . . . . .	170.00
Oats and corn . . . . .	69.75
Chop and middlings . . . . .	18.35
Dairy feed . . . . .	94.58
Fertilizer . . . . .	120.41
Seeds . . . . .	96.67
Harness . . . . .	10.58
Vehicle repairs . . . . .	13.00
Blacksmithing . . . . .	44.75
Engine room repairs . . . . .	21.34
Farm machinery . . . . .	167.25
Hay baler . . . . .	280.00
Other farm supplies . . . . .	24.50
Miscellaneous hardware . . . . .	277.43
Books . . . . .	13.88
Newspapers . . . . .	13.20
Printing and advertising . . . . .	9.00

Drugs . . . . .		136.18
Hospital supplies . . . . .		34.00
Medical attendance . . . . .		4.00
Veterinary service . . . . .		8.00
Sputum cups and fillers . . . . .		29.85
Postage . . . . .		60.41
Telephone . . . . .		25.40
Telegraph . . . . .		23.69
Freight . . . . .		391.41
Express . . . . .		48.76
Drayage . . . . .		7.85
Typewriter repairs . . . . .		12.00
Stationery . . . . .		8.44
Office supplies . . . . .		8.35
M. C. Smith . . . . .		30.00
Frank Knapp . . . . .		28.00
Sam Henderson . . . . .		78.00
W. R. Sutphin . . . . .		74.25
J. E. Williamson . . . . .		84.00
Reeves Smith . . . . .		39.00
Sundry labor 12 persons, each receiving less than \$25.00 . . . . .		121.53
Total labor . . . . .	\$	454.78
B. A. Crichlow, traveling expense . . . . .		128.06
A. C. Spurlock, traveling expense . . . . .		15.14
Total traveling expense . . . . .		143.20
Total . . . . .	\$	18,337.94
Less discount for cash . . . . .	51.28	
Less freight paid and deducted . . . . .	8.14	59.42
		\$ 18,278.52

The above traveling expense of B. A. Crichlow was incurred as follows:

May 10-11, 1920, Durbin . . . . .	\$	10.97
May 19-27, 1920, Charleston . . . . .		11.40
June 11-12, 1920, Montgomery . . . . .		12.04
July 4-6, 1920, Charleston . . . . .		13.65
Sept. 12-16, 1920, Marshallton, Md. . . . .		38.90
Jan. 3-6, 1921, Charleston . . . . .		14.14
Mar. 15-17, 1921, Charleston . . . . .		13.48
May 16-19, 1921, Charleston . . . . .		13.48
Total . . . . .	\$	128.06

199.—*Appropriation for Repairs and Improvements State Colored Tuberculosis Sanitarium.*

Transfer to State Board of Control—Special Revenue Fund, to pay existing contracts . . . . .	\$	2,795.42
Higgin Mfg. Co., contract, door and window screens . . . . .		258.50
R. B. Slavin, contract, spouting cottages . . . . .		114.25
Wade and Clendenin, drilling water well . . . . .		257.60
Marlinton Elec. Co., contract, wiring . . . . .		192.00
Electrical supplies and wiring . . . . .		105.91
Plumbing supplies . . . . .		61.70
Repairs for engine . . . . .		203.66
Foos Gas Engine Co., repairs for engine . . . . .		28.62
Ratliff Bros. contract, plumbing cottages . . . . .		889.00
Crushed stone . . . . .		206.72
Plaster . . . . .		12.36
Electrical supplies . . . . .		32.01
Window glass . . . . .		10.39
Nails . . . . .		22.60
Ronceverte Lumber Co., lumber . . . . .		625.00
R. B. Jordan, lumber . . . . .		22.79

Kurfee Paint Co., paint.....	29.25
Eagle Picher Lead Co., paint.....	108.10
Wm. Graham Co., paint.....	70.98
Paint, oil and varnish.....	13.30
Mrs. Frank Knapp, board for well diggers.....	27.00
C. J. Richardson, repairs for roof.....	30.50
J. W. Milligan, repairs for roof.....	9.98
R. S. Slavin, repairs to roof.....	18.40
J. E. Williamson, carpenter.....	302.50
W. B. Sutphin, carpenter.....	202.88
L. G. McClure, work on delco light plant.....	36.78
H. H. Boyd, work on delco light plant.....	69.07
Sam Henderson, labor on ditch.....	36.00
James Dorr, labor on ditch.....	34.25
Charles Rutherford, painting.....	92.70
Ira Smith, painting.....	110.40
Sterling Yeager, painting.....	34.20
J. H. Donnally, painting.....	196.00
W. A. Petts, pruning trees.....	6.00
Frank Knapp, labor.....	7.00
A. A. Soupart, per diem.....	32.00
Transportation.....	13.08
Hotel and meals.....	11.55
<b>Total.....</b>	<b>\$ 7,330.45</b>

Wherever a part of the same class of expenditure is paid out of "State Fund, General Revenue," and a part out of "State Fund, Special Revenue," the total amount is included in above General Revenue classification.

Amount of above paid out of General Revenue.....	\$ 6,930.45
Amount of above paid out of Special Revenue.....	400.00
<b>Total.....</b>	<b>\$ 7,330.45</b>

**Recapitulation, General Revenue Expenditures:**

Current Expense.....	\$ 18,278.52
Repairs and Improvements.....	6,930.45
<b>Grand Total—Colored Tuberculosis Sanitarium.....</b>	<b>\$ 25,208.97</b>

**WEST VIRGINIA INDUSTRIAL SCHOOL FOR BOYS**

*200.—Appropriation for Current General Expenses.*

H. E. Flesher, superintendent, salary 12 months.....	\$ 2,925.00
M. G. Flesher, matron, salary 12 months.....	465.00
Sadie McPherson, matron, salary 12 months.....	350.00
Letha Stoops, clerk, salary 12 months.....	1,060.00
Jessie Whitescarver, Asst. clerk, salary 12 months.....	584.00
Ada C. Painter, secretary, salary 4 + months.....	278.70
Virginia McClain, stenographer, salary 8 months.....	480.00
Elsie Beamer, salary 1 + months.....	97.50
Beatrice Hume, salary 9 + months.....	1,186.50
Mary Evans, salary 10 + months.....	1,227.75
Myrtle Bartlett, salary 9 + months.....	1,184.25
Ola F. Bartlett, salary 9 + months.....	954.45
Edna Cornwell, salary 9 months.....	940.00
Elizabeth Helferstay, salary 8 + months.....	843.34
F. C. Camlin, shoemaker, salary 12 months.....	1,480.00
Geo. Banard, concrete worker, salary 12 months.....	1,890.00
Effie Matlick, tailoress, salary 12 months.....	592.50
W. C. Stansberry, pumper, salary 12 months.....	1,130.00
L. J. Tucker, blacksmith, salary 12 months.....	1,915.00

F. E. Whitescarver, teamsrer, salary 12 months.....	1,192.00
Lee Smith, farmer, salary 12 months.....	1,280.00
E. M. Whitescarver, gardner, salary 12 months.....	1,480.00
David Fawcett, night watch, salary 12 months.....	1,388.55
J. J. Woodyard, night watch, salary 12 months.....	775.00
O. F. Wiles, night watch, salary 12 months.....	1,033.35
Nannie Woodward, cook, salary 12 months.....	775.00
Moses Taylor, cook, salary 1 + month.....	46.50
Ada Larew, cook, salary 3 + months.....	104.03
Ida Larew, cook, salary 3 + months.....	144.51
Ruth Woodyard, cook, salary 1 month.....	31.45
Louise Rector, cook, salary part month.....	9.00
Mary McCoy, cook, salary part month.....	8.39
Martha Bartlett, dairy woman, salary 1 month.....	35.00
Lillie McDaniel, dairy woman, salary 11 months.....	432.25
Margaret Cooper, laundress, salary 1 month.....	67.00
Thomas Cooper, laundryman, salary 1 month.....	40.00
C. E. Bunner, engineer, salary 12 months.....	2,222.50
Leo France, engineer, salary 3 months.....	210.00
Lloyd Love, engineer, salary 7 + months.....	442.02
Pete Cook, engineer, salary 10 months.....	750.00
Paul Lewis, engineer, salary 4 months.....	300.00
Clarence Terrell, engineer, salary part month.....	13.00
S. P. Moran, engineer, salary 3 + months.....	318.21
John Martin, engineer, salary 1 month.....	66.13
G. W. Gawthrop, carpenter, salary 12 months.....	1,750.00
F. L. Wartenbee, painter, salary 12 months.....	1,182.00
Wm. Phillips, miner, salary 2 months.....	120.00
A. Harris, farmer, salary 2 months.....	120.00
Frank Alcorn, farmer, salary part month.....	29.84
J. D. Curry, farmer, salary 9 + months.....	712.50
Harvey Phares, farmer, salary 1 month.....	44.00
Darl Smith, labor, salary 5 + months.....	561.51
Harry Smith, live stockman, salary 9 months.....	450.00
Robt. Smith, farmer, salary 1 month.....	30.00
Phillip Utt, mine foreman, salary 5 months.....	575.00
Edgar Gladwell, parol agent, salary 3 + months.....	105.00
Forest Fisher, painter, salary 2 months.....	187.50
Pearl Roberts, teamster, salary part month.....	15.00
Paul Deitz, printer, salary 1 month.....	45.00
D. G. Smith, printer, salary 1 month.....	160.00
Commanders:	
Bruce Newlon, salary 12 months.....	1,192.00
Jesse Erlewine, salary 1 month.....	82.00
J. B. Woodyard, salary 12 months.....	1,287.00
J. W. Smalley, salary 12 months.....	1,182.00
W. E. Stewart, salary 12 months.....	890.00
J. S. Hinkle, salary 12 months.....	1,225.00
W. M. Yates, salary 12 months.....	1,065.00
Housekeepers:	
Virginia Fawcett, salary 12 months.....	355.00
Hazel Klefful, salary part month.....	10.00
Bertha Spotts, salary 12 months.....	808.33
Ruth Stewart, salary 12 months.....	355.00
Maude Hinkle, salary 12 months.....	355.00
Ida Yates, salary 12 months.....	355.00
W. J. McPherson, salary 12 months.....	1,180.00
Bessie Wartenber, salary 1 + month.....	58.06
Edna Tucker, salary 5 + months.....	287.23
Nellie Shahan, salary 1 + month.....	56.18
Kate Kimble, salary part month.....	18.00
Nona Withers, salary 1 + months.....	55.00
B. Smallwood, salary 1 month.....	94.50

Arthur Henline, salary part month .....	15.00
Guy Kincaid, salary 2 part months .....	30.00
Hugh Trail, salary part month .....	6.00
Total salaries .....	\$ 49,796.53
Beef .....	4,602.27
Fish .....	14.29
Oleomargarine .....	1,029.26
Lard .....	532.05
Ice Cream .....	33.50
Flour .....	5,075.35
Crackers .....	122.41
Macaroni .....	104.17
Sugar .....	4,224.12
Coffee .....	206.49
Potatoes .....	1,700.00
Rice .....	592.25
Cereals .....	260.54
Canned corn .....	24.00
Fresh vegetables .....	15.44
Canned pears .....	162.00
Canned apricots .....	149.04
Fresh fruits .....	83.40
Dried pears .....	152.50
Dried peaches .....	450.00
Dried prunes .....	680.50
Dried apples .....	168.75
Figs .....	68.52
Syrup .....	1,077.07
Pepper .....	34.79
Salt .....	143.45
Spices .....	2.00
Yeast .....	193.79
Baking powder .....	50.48
Ketchup .....	1.80
Flavoring extracts .....	22.89
Other food supplies .....	224.97
Canning supplies .....	367.80
Cement .....	198.00
Ermina J. Rector, payment on farm .....	1,557.05
H. Evans' heirs, payment on farm .....	2,700.00
Rent pump house .....	6.00
Laundry soap .....	301.07
Toilet soap .....	146.85
Other cleansers .....	263.84
Other laundry supplies .....	217.06
Broom factory supplies .....	75.00
Brooms .....	79.16
Mops and brushes .....	38.32
Toilet paper .....	37.49
Disinfectants .....	305.39
Other janitor supplies .....	253.20
Barber supplies .....	9.98
Table china .....	125.37
Kitchen equipment .....	17.46
Kitchen utensils .....	136.33
Howard H. Holt, attorney fee .....	40.00
Shoes .....	601.92
Shoe repairs .....	46.00
Underwear .....	559.35
Clothing .....	5,473.67
Dry goods .....	4,289.99
Notions .....	62.20

Household supplies.....	28.70
Spectacles.....	21.85
Amusements.....	544.71
Religious services.....	21.00
Funeral expense.....	89.39
Transportation of pupils.....	52.01
Expense escaped inmates.....	389.81
Rewards.....	868.08
Premium on official bond, C. A. Miller.....	15.00
Premium on official bond, Howard Ecker.....	3.00
Gas.....	781.37
Gasoline.....	243.72
Lubricating oil.....	432.55
Illuminating oil.....	11.70
Ice.....	136.70
Gas supplies.....	52.70
Electric supplies.....	234.48
Plumbing supplies.....	199.89
Dairy supplies.....	85.38
Team hire for farm.....	193.23
Athletic supplies.....	45.45
Photos and supplies.....	17.50
Cattle.....	106.17
Horses.....	1,900.00
Hogs.....	65.00
Corn.....	104.00
Oats.....	1,770.65
Rye.....	196.80
Other feed.....	94.50
Fertilizer.....	375.00
Seeds.....	633.46
Plants.....	32.25
Harness and repairs.....	216.72
Auto repairs.....	761.75
Engine room supplies.....	139.86
Engine room repairs.....	304.05
Farm machinery.....	136.57
Farm tools.....	489.11
Other machinery.....	46.80
Other tools.....	121.13
Other farm supplies.....	174.37
Miscellaneous hardware.....	424.61
Leather.....	2,360.41
Books.....	136.13
Newspapers.....	163.58
Other publications.....	60.63
School supplies.....	110.10
Printing and advertising.....	25.26
Printers supplies.....	9,761.40
Drugs.....	497.18
Drug equipment.....	20.00
Medical attendance.....	467.25
Veterinary service.....	10.00
Dental work.....	26.50
Postage.....	383.74
Telephone.....	168.05
Telephone tolls.....	95.43
Telegraph.....	137.63
Freight.....	1,706.92
Express.....	238.59
Drayage.....	33.78
Typewriters and repairs.....	93.15



Stationery.....		98.25
Office supplies.....		108.99
Transfer to State Board of Control, Special Revenue Fund, to pay existing contracts.....		4,618.93
C. A. Ash, trimming fruit trees.....		1,690.70
Elsie L. Beamer, teacher.....		180.00
Mary H. Whitescarver, organist.....		55.00
W. M. Tighe, labor.....		14.45
<b>Traveling Expense:</b>		
T. G. Nutter.....		26.86
W. W. Sanders.....		28.41
H. E. Flesher, May 27-29, 1920, Charleston.....		15.09
June 18-19, 1920, Charleston.....		20.42
Dec. 28-29, 1920, Charleston.....		29.45
Total traveling expense.....	\$	120.23
<b>Grand Total.....</b>	<b>\$</b>	<b>125,850.42</b>
Less discount for cash.....	274.44	
Less freight paid and deducted.....	127.19	401.63
		<b>\$ 125,448.79</b>

Wherever a part of the same class of expenditure is paid out of "State Fund, General Revenue," and a part out of "State Fund, Special Revenue," the total amount is included in above General Revenue classification.

Amount of above paid out of General Revenue.....	\$	107,951.20
Amount of above paid out of Special Revenue.....		17,497.59
<b>Total.....</b>	<b>\$</b>	<b>125,448.79</b>

*201.—Appropriation for Repairs and Improvements West Virginia Industrial School for Boys.*

E. R. Rinard, gas engine.....	\$	850.00
E. R. Rinard, rubber belt.....		58.40
Edw. R. Ladew Co., belting.....		130.05
Chas. A. Schierer Co., belting.....		139.38
Leather belting.....		33.60
Grate bars for boilers.....		248.65
Repairs for engine.....		90.43
Kelly Jones Co., repairs for boilers.....		207.20
Repairs to boiler.....		12.84
W. A. Wilson and Sons, plate glass.....		108.03
Pittsburg Plate Glass Co., plate glass.....		87.00
Paint.....		444.20
Forest City Paint Co., paint.....		171.50
Goheen Corporation, paint.....		55.00
C. J. Tucker, cutting; logging and sawing lumber.....	4,663.97	
Charleston Lbr. Co., lumber.....		299.88
Sprigg Lbr. Co., lumber.....		119.23
Glen Elk Lbr. Co., laths.....		44.20
Doors.....		9.50
Rubber roofing.....		58.80
Lime.....		33.00
Sand.....		6.86
Cement.....		300.00
Repairs for pump.....		80.18
Valves.....		26.60
Galvanized pipe.....		104.98
Barbed wire.....		120.69
Spark plugs.....		14.11
Wire guards.....		173.00
Locks and hinges.....		43.46
Nails.....		9.31

Repairs for steam washer . . . . .	16.19
Pyrene . . . . .	54.00
Repair for desk . . . . .	2.25
Hearth tile . . . . .	1.50
Wall paper . . . . .	13.75
Window weights . . . . .	27.96
Paint brushes . . . . .	55.55
Pipe and fittings . . . . .	60.52
Plumbing supplies . . . . .	69.45
Electrical supplies . . . . .	146.50
Miscellaneous hardware . . . . .	51.26
<b>Total . . . . .</b>	<b>\$ 9,242.98</b>

Wherever a part of the same class of expenditure is paid out of "State Fund, General Revenue," and part out of "State Fund, Special Revenue," the total amount is included in above General Revenue classification.

Amount of above paid out of General Revenue . . . . .	\$ 7,469.02
Amount of above paid out of Special Revenue . . . . .	1,773.96
<b>Total . . . . .</b>	<b>\$ 9,242.98</b>

Recapitulation General Revenue Expenditures:

Current Expense . . . . .	\$ 107,951.20
Repairs and Improvements . . . . .	7,469.02

Grand Total—Industrial School for Boys . . . . . \$ 115,420.22

**WEST VIRGINIA INDUSTRIAL HOME FOR GIRLS.**

202.—*Appropriation for Current Expenses for the Industrial Home for Girls.*

Jennie F. Sutton, superintendent, salary 12 months . . . . .	\$ 1,785.00
Mildred Swearinger, secretary, salary 12 months . . . . .	1,065.00
Clara McGlothlin, matron, salary 12 months . . . . .	628.00
Ettie Haymond, matron, salary 12 months . . . . .	598.95
Mary L. Randall, matron, salary 12 months . . . . .	604.07
Louise Rector, teacher, salary 2 part months . . . . .	86.40
Dotia White, teacher, salary 11 + months . . . . .	548.50
Eulah Marple, teacher, salary 11 months . . . . .	458.50
Vada Southall, teacher, salary 6 + months . . . . .	367.40
Blanche Pierce, teacher, salary 2 + months . . . . .	109.68
Willa Hereford, teacher, salary 7 + months . . . . .	345.28
Austin McClary, engineer, salary 12 months . . . . .	960.00
Gilbert Davis, farmer, salary 12 months . . . . .	1,070.00
Luther Davis, Asst. farmer, salary 12 months . . . . .	895.00
Nina Berry, housekeeper, salary 12 months . . . . .	652.00
Bertha Bush, housekeeper, salary 12 months . . . . .	568.00
Agnes Davis, housekeeper, salary 2 part months . . . . .	73.60
Zona Lough, housekeeper, salary 10 + months . . . . .	500.80
Creda Marple, relief officer, salary 12 months . . . . .	554.10
Fay Hayden, relief officer, salary 2 + months . . . . .	101.94
Flossie Skidmore, relief officer, salary part month . . . . .	7.10
Helen M. Worrell, relief officer, salary 2 + months . . . . .	101.65
<b>Total salaries . . . . .</b>	<b>\$ 12,080.97</b>
Beef . . . . .	\$ 668.65
Pork . . . . .	250.28
Oysters . . . . .	37.50
Sausage . . . . .	1.80
Canned meats . . . . .	31.00
Eggs . . . . .	1.05
Butter . . . . .	4.35
Oleomargarine . . . . .	521.13
Lard . . . . .	94.72

Ice cream .....	3.00
Cheese .....	5.88
Flour .....	1,422.56
Meal .....	98.80
Crackers .....	68.86
Macaroni .....	49.24
Hominy .....	34.30
Sugar .....	548.47
Coffee .....	95.43
Tea .....	13.28
Potatoes .....	40.20
Beans .....	12.80
Rice .....	68.75
Cereals .....	135.84
Fresh vegetables .....	25.06
Canned fruits .....	19.50
Fresh peaches .....	47.50
Other fresh fruits .....	29.25
Dried pears .....	30.50
Syrup .....	201.83
Pepper .....	5.50
Salt .....	27.60
Spices .....	4.45
Yeast .....	36.45
Baking powder .....	54.88
Vinegar .....	18.51
Ketchup, sauces .....	6.25
Flavoring extracts .....	16.80
Other food supplies .....	148.65
Canning supplies .....	183.60
Laundry soap .....	222.94
Toilet soap .....	59.06
Other cleansers .....	31.48
Other laundry supplies .....	85.06
Brooms .....	75.00
Mops and brushes .....	12.00
Toilet paper .....	70.00
Other janitor supplies .....	68.83
Barbering .....	5.15
Table china .....	29.95
Kitchen utensils .....	114.80
Carpets .....	42.72
Fire extinguishers .....	163.64
Shoes .....	798.64
Shoe repairs .....	1.75
Clothing .....	159.80
Dry goods .....	896.27
Notions .....	110.96
Household supplies .....	66.29
Notary fees .....	1.00
Amusements .....	41.82
Religious service .....	104.00
Transportation pupils .....	569.36
Rewards .....	32.00
Dues to W. Va. Education Association .....	4.00
Premium on official bond, J. F. Sutton .....	7.50
Suit cases .....	42.30
Gas .....	3,728.20
Gasoline .....	6.30
Lubricating oil .....	76.64
Ice .....	430.30
Gas fixture supplies .....	263.56
Electrical supplies .....	15.00

Photos and supplies.....		16.48
Cattle.....		100.00
Corn.....		72.55
Oats.....		91.89
Chop and middlings.....		106.20
Bran.....		135.20
Hay.....		485.13
Dairy feed.....		32.00
Other feed.....		119.25
Fertilizer.....		120.83
Seeds.....		94.30
Plants.....		2.20
Vehicle repairs.....	\$	19.00
Auto repairs.....		80.62
Blacksmithing.....		23.00
Engine room repairs.....		35.78
Farm tools.....		50.06
Other farm supplies.....		31.31
Miscellaneous hardware.....		61.01
Books.....		14.15
Newspapers.....		78.60
Magazines.....		28.30
Other publications.....		86.26
School supplies.....		76.36
Printing and advertising.....		10.28
Drugs.....		137.18
Drug equipment.....		2.50
Medical attendance.....		211.00
Veterinary service.....		19.00
Dental work.....		147.75
Postage.....		145.44
Telephone.....		36.00
Telephone tolls.....		78.25
Telegraph.....		15.60
Freight.....		200.94
Express.....		27.97
Drayage.....		22.59
Typewriter.....		67.20
Stationery.....		106.53
Office supplies.....		26.74
C. A. Kinney, repair work.....		27.00
Albert Moore, labor.....		9.00
Jennie F. Sutton, traveling expense.....		131.19
Total.....	\$	28,864.15
Less discount for cash.....	\$	41.42
Less freight paid and deducted.....		34.30
		75.72
	\$	28,788.43

Wherever a part of the same class of expenditure is paid out of "State Fund, General Revenue," and a part out of "State Fund, Special Revenue," the total amount is included in above General Revenue classification.

Amount of above paid out of General Revenue.....	\$	28,259.40
Amount of above paid out of Special Revenue.....		529.03
Total.....	\$	28,788.43

The above traveling expense of Jennie F. Sutton was incurred as follows:

June 20, 1920, Chicago, Ills.....	78.50
Mar. 1, 1921, Moundsville.....	15.78
Mar. 8, 1921, Charleston.....	29.22
Mar. 12, 1921, Grafton.....	4.03

Mar. 16, 1921, Clarksburg.....	1.88
Mar. 30, 1921, Clarksburg.....	1.78
<b>Total.....</b>	<b>\$ 131.19</b>

**203.—Appropriation for Repairs and Improvements West Virginia Industrial Home for Girls.**

Harrison Co Court, States share of cost of constructing road from Salem to Industrial School.....	\$	4,472.50
Sutton Roofing and Cornice Co., repairing and painting roof and spouting and material....	\$	276.85
Labor.....		506.00
Kurfee Paint Co., paint.....		782.85
Forest City Paint Co., paint.....		103.59
Pittsburg Plate Glass Co., paint.....		186.78
Paint and varnish.....		173.23
Repairs for gas engine.....		3.50
Barn equipment.....		63.35
Repairs for roof.....		25.81
Crane Co., plumbing supplies.....		12.81
Plumbing supplies.....		94.80
Lumber.....		42.75
Crushed stone.....		55.06
Sand and lime.....		125.00
Cement.....		19.80
Miscellaneous hardware.....		22.00
Gasoline.....		144.36
Repairs for pump.....		8.40
Repairs to heater.....		13.00
Plate glass.....		9.04
M. T. Frum, grading ground and hauling.....		9.12
Salem Transfer Co., grading ground.....		182.84
Claude Kinney, grading ground.....		14.00
Ivy Rollyson, painting.....		28.00
T. A. Randolph, carpenter.....		106.67
J. S. Wright, carpenter.....		57.60
Minter Hudkins, carpenter.....		48.60
Albert Moore, labor.....		34.80
Ray Wright, labor.....		14.00
		15.00
<b>Total.....</b>	<b>\$</b>	<b>6,869.16</b>

Wherever a part of the same class of expenditure is paid out of "State Fund, General Revenue," and a part out of "State Fund, Special Revenue," the total amount is included in above General Revenue classification.

Amount of above paid out of General Revenue.....	\$	6,791.84
Amount of above paid out of Special Revenue.....		77.32
<b>Total.....</b>	<b>\$</b>	<b>6,869.16</b>

**Recapitulation General Revenue Disbursements:**

Current Expenses.....	\$	28,259.40
Repairs and Improvements.....		6,791.84
<b>Grand Total—Industrial Home for Girls.....</b>	<b>\$</b>	<b>35,051.24</b>

## WEST VIRGINIA CHILDREN'S HOME

## 204.—Appropriation for Current Expenses.

E. Harrison, superintendent, salary 10 months.....	\$	1,225.00
E. McQuain, nurse, salary 10 months.....		300.00
T. Caplinger, nurse, salary 7 + months.....		231.00
Laura Roby, nurse, salary 1 + month.....		40.00
Clara Johns, housekeeper, salary 6 months.....		180.00
Lydia Kerr, nurse, salary 1 + months.....		58.00
Nina Powers, housekeeper, salary 1 month.....		15.00
Ruth Stalnaker, housekeeper, salary 1 month.....		15.00
Sarah Hess, labor, salary 9 months.....		90.00
Portia Gear, teacher, salary 5 + months.....		164.00
Cora Smith, cook, salary 10 months.....		305.00
Bulah Brown, laundress, salary 10 months.....		305.00
E. A. Vanscoy, farmer, salary 10 months.....		885.00
Total salaries.....	\$	3,813.00
Beef.....		139.53
Pork.....		94.40
Poultry.....		21.95
Fish.....		9.75
Oysters.....		4.15
Canned meats.....		39.75
Oleomargarine.....		76.62
Lard.....		76.40
Milk.....		46.70
Ice cream.....		58.98
Cheese.....		34.43
Flour.....		279.78
Meal.....		22.55
Crackers.....		3.90
Macaroni.....		15.60
Hominy.....		6.63
Sugar.....		189.80
Coffee.....		42.25
Potatoes.....		22.90
Beans.....		41.39
Rice.....		14.75
Cereals.....		70.97
Canned tomatoes.....		37.46
Fresh vegetables.....		24.53
Canned fruit.....		13.95
Fresh apples.....		67.00
Other fresh fruit.....		44.73
Dried peaches.....		21.00
Dried prunes.....		18.75
Syrup.....	\$	30.75
Pepper.....		1.50
Salt.....		6.60
Yeast.....		2.70
Baking powder.....		7.05
Vinegar.....		10.56
Flavoring extracts.....		1.75
Other food supplies.....		136.14
Canning supplies.....		48.83
Laundry soap.....		84.16
Toilet soap.....		47.47
Other cleansers.....		33.48
Other laundry supplies.....		20.80
Brooms.....		8.79
Mops and brushes.....		9.50
Toilet paper.....		22.49
Disinfectants.....		7.50

Fire extinguishers.....	40.60
Other janitor supplies.....	10.00
Barbering.....	33.30
Table silver.....	7.74
Table china.....	34.05
Kitchen equipment.....	240.25
Kitchen utensils.....	90.84
Furniture.....	158.13
Carpets.....	6.50
Quilts and blankets.....	14.50
Shoes.....	111.10
Shoe repairs.....	25.12
Clothing.....	728.10
Dry goods.....	167.26
Notions.....	85.27
Household supplies.....	79.77
Amusements.....	23.57
Religious services.....	5.00
Transportation of Children.....	113.35
Coal.....	207.00
Gas.....	247.14
Electricity.....	166.69
Gasoline.....	18.11
Water.....	73.47
Ice.....	121.75
Electrical supplies.....	97.42
Plumbing supplies.....	45.64
Rent, garage.....	15.00
Team hire for farm.....	10.00
Photos and supplies.....	26.17
Chickens.....	15.00
Corn.....	30.35
Oats.....	3.55
Chop and middlings.....	71.55
Bran.....	90.25
Hay and straw.....	26.02
Dairy feed.....	31.25
Other feed.....	9.00
Seeds and plants.....	32.13
Vehicles.....	90.00
Harness.....	10.00
Auto repairs.....	70.67
Blacksmithing.....	4.65
Farm tools.....	15.44
Miscellaneous hardware.....	49.68
Books.....	27.61
Newspapers.....	7.50
School supplies.....	13.98
Printing and advertising.....	7.75
Drugs.....	86.96
Medical attendance and dental work.....	107.50
Postage.....	32.38
Telephone.....	29.15
Telephone tolls.....	112.91
Freight.....	111.49
Express.....	31.38
Drayage.....	64.75
Typewriter repairs.....	15.00
Stationery and office supplies.....	28.35
W. B. Stafford.....	40.00
Sundry labor, 6 persons, each receiving less than \$25.00..	49.20
Total labor.....	\$ 89.20
E. Harrison, traveling expense, July 7-11, 1920, Charleston	38.84

Sept. 2, 1920, Fairmont.....		8.91
Dec. 14, 1920, Fairmont.....		10.32
Total traveling expenses.....	\$ 58.07	
Total.....		\$ 10,210.03
Less discount for cash.....	4.72	
Less freight paid and deducted.....	8.94	13.66
Net Total.....	\$	10,196.37

Wherever a part of the same class of expenditure is paid out of "State Fund, General Revenue," and a part out of "State Fund, Special Revenue," the total amount is included in above General Revenue classification.

Amount of above paid out of General Revenue.....	\$ 10,000.00
Amount of above paid out of Special Revenue.....	196.37
Total.....	\$ 10,196.37

205.—*Appropriation for Repairs and Improvements West Virginia Children's Home.*

E. T. Burrows Co., contract, wire screens.....	\$ 402.30
Hardman Building and Supply Co., painting.....	217.14
Union Radiator Co., repairs for steam boiler.....	132.77
W. H. Keplinger, repairs to plumbing.....	71.02
Silas McQuain, repairs to plastering.....	6.75
Adams and Hall, auto repairs.....	63.85
E. F. Hammons, laying cement floor in basement.....	15.00
Frank Harmes & Co., cement work in basement.....	23.00
Sand and gravel.....	23.25
Lumber.....	75.38
Paint.....	86.97
Shade trees.....	12.00
Sundry supplies.....	11.16
Total.....	\$ 1,140.59

Wherever a part of the same class of expenditure is paid out of "State Fund, General Revenue," and part out of "State Fund, Special Revenue," the total amount is included in above General Revenue classification.

Amount of above paid out of General Revenue.....	\$ 1,000.00
Amount of above paid out of Special Revenue.....	140.59
Total.....	\$ 1,140.50

Recapitulation General Revenue Expenditures:

Current Expense.....	\$ 10,000.00
Repairs and Improvements.....	1,000.00
Grand Total—W. Va. Children's Home.....	\$ 11,000.00

**WEST VIRGINIA COLORED ORPHANS' HOME**

206 — *Appropriation for Current Expenses of the West Virginia Colored Orphans Home.*

I. M. Carper, superintendent, salary 12 months.....	\$ 1,200.00
Pork.....	63.97
Canned meats.....	14.40
Oleomaragraine.....	8.10
Lard.....	32.00
Flour.....	3.90
Meal.....	32.92
Crackers.....	15.03
Sugar.....	22.50
Coffee and tea.....	22.93



Potatoes.....	42.50
Beans.....	43.21
Rice.....	14.50
Canned tomatoes.....	3.60
Dried prunes.....	15.00
Syrup.....	5.35
Yeast.....	.73
Other food supplies.....	13.25
Cleansers.....	1.50
Disinfectants.....	1.10
Janitor supplies.....	6.63
Kitchen utensils.....	10.05
Shoes.....	31.00
Clothing.....	22.34
Dry goods.....	190.49
Transportation children.....	14.90
Mattie V. Lee Ind. Home, rooms and board for girls.....	10.00
Barnett Hospital, board for children.....	41.38
I. M. Carper, board for children.....	17.00
F. Johnson, board and lodging for children.....	153.00
Attorney fees, taking depositions.....	40.00
Gas fixtures.....	7.68
Cattle.....	420.00
Horses.....	400.00
Corn and Oats.....	57.60
Chop and middlings.....	6.50
Hay.....	316.63
Straw.....	6.38
Dairy feed.....	42.00
Seeds.....	93.51
Harness.....	96.00
Blacksmithing.....	188.30
Locust posts for fences.....	106.00
Farm tools.....	40.25
Other farm supplies.....	101.60
Paint.....	96.25
Miscellaneous hardware.....	29.90
Books.....	14.54
Printing and advertising.....	5.31
Drugs.....	18.70
State Tuberculosis Sanitarium, treatment patients.....	85.00
Medical attendance.....	2.00
David F. Sheets, abstracting title, state property.....	174.20
Postage.....	15.50
Telegraph.....	1.27
Freight.....	13.77
Drayage.....	26.00
Typewriter and supplies.....	68.15
Stationery.....	20.13
Office supplies.....	11.77
A. Darby, labor.....	67.50
Traveling Expense:	
I. M. Carper, transportation.....	47.28
Hotel and meals.....	56.40
Taxi.....	5.50
Clara M. Bennett, per diem.....	10.00
Transportation.....	23.04
Hotel and meals.....	2.25
Arthur Soupart, per diem.....	6.00
Transportation.....	3.54
Hotel and meals.....	1.10
David F. Sheets, transportation.....	8.01

Hotel and meals.....		10.34
Baggage.....		.50
Total traveling expense.....	\$	173.96

Total..... \$ 4,799.68

The above traveling expense of I. M. Carper was incurred as follows:

June 10-13, 1920, Logan.....		16.42
July 20, 23, 1920, Huntington.....		14.62
Aug. 2-3, 1920, Madison.....		13.40
Aug. 10-11, 1920, Huntington.....		9.88
Oc. 8-13, 1920, Logan.....		54.86

Total..... \$ 109.18

207.—*Appropriation for Repairs and Improvements and Buildings and Land Colored Orphans' Home.*

Union Trust Co., note (previous year).....		5,500.00
H. Rus Warne, plans and specifications.....		243.16
Johnson Bros., plumbing and supplies.....		191.04
Repairs to pump plant.....		105.40
Repairs to pump.....		6.00
Repairs to engine.....		8.40
Repairs to doors.....		15.75
Plaster.....		48.75
Paint.....		2.84
Drayage.....		3.20

Total..... \$ 6,124.54

Wherever a part of the same class of expenditure is paid out of "State Fund, General Revenue," and a part out of "State Fund, Special Revenue," the total amount is included in the above General Revenue classification.

Amount of above paid out of General Revenue, Repairs and Improvements.....	\$	3,500.00
Amount of above paid out of General Revenue, Buildings and Land.....	2,500.00 \$	6,000.00
Amount of above paid out of Special Revenue.....		124.54

Total as above..... \$ 6,124.54

Recapitulation General Revenue Expenditures:

Current Expenses.....	\$	4,799.68
Repairs and Improvements.....		3,500.00
Buildings and Land.....		2,500.00

Grand Total—Colored Orphans' Home..... \$ 10,799.68

**STATE BOARD OF CHILDREN'S GUARDIANS—WEST VIRGINIA  
HUMANE SOCIETY**

207.—*Appropriation for Salaries, Traveling Expense, Current and Contingent Expenses.*

Salaries:

R. D. Roller, president, 7 months.....	\$	175.00
L. H. Putnam, secretary, 12 months.....		3,600.00
Ursula Cavender, chief clerk, 12 months.....		1,575.00
Russie Harrah, stenographer, 11 + months.....		1,142.50
Mary Jennings, stenographer, parr month.....		50.00
Maude Davis, field deputy, 12 months.....		1,701.00
A. A. Hedrick, field deputy, 7 + months.....		937.50
Lena B. Smith, agent, 12 months.....		900.00
Mrs. Ed. Frazee, agent, 12 months.....		750.00

Florence Charter, agent, 12 months .....	922.50
B. F. Malone, agent, 3 months .....	225.00
Stella Parker, agent, 12 months .....	945.00
Kate L. Eberling, agent, 3 months .....	225.00
Margaret E. McKinney, agent, 12 months .....	900.00
Alice V. Welton, agent, 12 months .....	990.00
Kathleen Welton, agent, 12 months .....	915.00
Emma A. Dorsey, agent, 12 months .....	630.00
Mrs. Clara Seybold, agent, 8 + months .....	618.75
Lowell Wolford, agentpart month .....	50.00
Total salaries .....	\$ 17,252.25
<b>Travel:</b>	
Dr. R. D. Roller, transportation .....	\$ 6.50
Hotel and meals .....	1.15
L. H. Putnam, transportation .....	440.89
Hotel and meals .....	218.75
Telephone .....	1.55
Ursula Cavender, transportation .....	67.19
Hotel and meals .....	9.90
Baggage .....	.95
Russie Harrah, transportation .....	51.37
Hotel and meals .....	7.90
Drugs .....	.50
Maude Davis, transportation .....	213.19
Hotel and meals .....	150.80
Telephone, drugs and keys .....	1.30
A. A. Hedrick, transportation .....	263.33
Hotel and meals .....	160.02
Telephone .....	9.23
Stenographer and supplies .....	7.45
Lena B. Smith, transportation .....	101.45
Hotel and meals .....	13.75
Office supplies .....	26.50
Telephone \$5.35, Postage, 3.20 .....	8.55
Mrs. Ed. Frazee, transportation .....	181.42
Hotel and meals .....	42.70
Telephone \$2.50, Porter, \$.25 .....	2.75
Florence Charter, transportation .....	195.38
Hotel and meals .....	238.10
Telephone \$9.40, Postage \$2.10 .....	11.50
Janitor \$2.00, express, \$.74 .....	2.74
B. F. Malone, transportation .....	21.01
Hotel and meals .....	38.90
Stella Parker, transportation .....	238.58
Hotel and meals .....	61.60
Postage \$3.40, rent typewriter \$3.00 .....	6.40
Meals for child, \$3.00, office supplies \$8.35 .....	11.35
Telephone .....	56.32
Kate L. Eberling, transportation .....	48.26
Hotel and meals .....	10.10
Telephone \$16.05, Poatsge \$1.00 .....	17.05
Rent typewriter \$5.00, supplies \$1.25 .....	6.25
Margaret E. McKinney, transportation .....	231.72
Hotel and meals .....	54.97
Telephone .....	6.05
Alice V. Welton, transportation .....	310.14
Hotel and meals .....	105.20
Telephone .....	28.08
Postage, \$.94, baggage, \$.10 .....	1.04
Kathleen M. Welton, transportation .....	257.41
Hotel and meals .....	63.65
Telephone .....	17.44
Postage, \$ 71, baggage, \$.75 .....	1.46

Emma A. Dorsey, transportation . . . . .	36.64
Hotel and meals . . . . .	7.10
Medical service . . . . .	5.25
Board for ward, \$6.00, Telephone, \$.70 . . . . .	6.70
Clara M. Seybold, transportation . . . . .	73.65
Hotel and meals . . . . .	12.25
Telephone . . . . .	6.60
Bessie M. Parker, transportation . . . . .	14.98
Hotel and meals . . . . .	5.30
Postage, \$1.59, supplies, \$4.45 . . . . .	6.04
N. Josie Burnside, transportation . . . . .	5.74
Hotel and meals . . . . .	1.70
Postage \$.40, Telephone \$.55 . . . . .	.95
F. J. Brooks, transportation . . . . .	76.55
Hotel and meals . . . . .	27.00
Per diem . . . . .	80.00
Notary fees . . . . .	2.25
E. Harrison, transportation . . . . .	5.02
Hotel and meals . . . . .	3.60
Total traveling expense . . . . . \$	4,407.11
Postage . . . . .	500.00
Telephone . . . . .	366.71
Telegraph . . . . .	146.82
Typewriters . . . . .	649.10
Typewriter repairs . . . . .	30.75
Stationery . . . . .	253.40
Office supplies . . . . .	146.71
Secretary of State, paper and supplies . . . . .	329.25
Chairs . . . . .	16.00
Clock . . . . .	18.50
Desks . . . . .	70.00
Repairs to furniture . . . . .	184.00
Supplies for dictaphone . . . . .	16.00
Rent typewriter . . . . .	15.00
Bath cabinet . . . . .	3.50
Express . . . . .	12.50
Drayage . . . . .	153.50
Drinking water . . . . .	5.80
Ice . . . . .	10.88
Electric cleaner . . . . .	47.05
Electric fan . . . . .	50.50
Electric supplies . . . . .	2.70
Electricity . . . . .	33.93
Gas . . . . .	6.18
Books and maps . . . . .	33.05
Advertising . . . . .	14.97
Janitor service . . . . .	107.00
Janitor supplies . . . . .	3.75
Taxi service . . . . .	18.50
Street car fares . . . . .	15.68
Tribune Printing Co., printing . . . . .	67.40
Photographs of children . . . . .	15.00
Laundry baskets . . . . .	9.33
Porter . . . . .	8.00
Rent, light, water, gas and janitor, First M. E. Church . . . . .	57.00
Heaters and plumbing . . . . .	36.31
Wall board . . . . .	4.02
Clothing . . . . .	4.98
Removing sign . . . . .	1.00
Van Buskirk, transportation . . . . .	10.00
Premium on official bond, L. H. Putnam . . . . .	5.00
L. J. Coyle, stenographic work . . . . .	68.12
E. L. Lanham, crating supplies . . . . .	5.00

Barnes and Coleman, legal services.....	150.00
Medical attendance.....	48.00
Salvation Army, board and lodging for wards.....	45.00
Kings Daughters Nursery, Wheeling, board for wards...	6.00
Minnie Stafford, board for wards.....	98.25
Huntington Union Mission, board for wards.....	11.75
Total current expense.....	\$ 3,911.89
Total.....	\$ 25,571.25
Less refund, N. O. Reece's salary, for previous year.....	30.00
Net Total.....	\$ 25,541.25

## INSURANCE ON PUBLIC BUILDINGS

## 209.—Appropriation to Pay for Insurance on Public Buildings.

Alfred Paul and Son:		
American.....	\$	228.50
Security.....		228.50
Union.....		457.00
Alexander and Alexander:		
Union.....		457.00
Allegheny Ins. Agency:		
American.....		45.70
National.....		45.70
Babb, F. H.:		
National Liberty of Amer.....		91.40
Fire Association of Phila.....		91.40
Providence.....		45.70
Firemans Fund.....		137.10
Baxter, E. C.:		
Security.....		45.70
Bell and Crane:		
National.....		561.05
Carson, H. M., Ins. Agency:		
Rhode Island.....		91.40
Citizens Underwriters Agency:		
National.....		182.80
Clayton, Arthur G.:		
National Union.....		91.40
Continental.....		91.40
Firemans Fund.....		91.40
Delaware.....		91.40
Coal River Ins. Co.:		
Springfield.....		91.40
Cremans, Grant:		
London Assurance.....		91.40
Cruise, W. B.:		
Queen Ins. Co.....		685.50
Consolidated Ins. Agency:		
Imperial.....	\$	1,085.50
Globe and Rutges.....		2,505.00
	\$	3,590.50
Less credit momo. Granite... \$	42.21	
Less credit memo. Eagle Store	60.93	103.14
		3,487.36
Edwards and Edwards:		
Comm-Union.....		457.00
Springfield.....		457.00

Evans, Chas. W.:	
Mercantile Ins. Co. ....	137.10
Security Insurance Co. ....	228.50
London Assurance Corp. ....	548.40
Fidelity and Deposit Co. (Bond of J. Walter Barnes, Treasurer) .....	62.50
Frazier, R. L. & Son:	
Columbia .....	457.00
Fetts, Wm.:	
U. S. Fire .....	91.40
Fidelity Ins. Agency:	
Union .....	918.50
Gallaher and Sutherland:	
Girard .....	137.10
Com. Union .....	319.90
Phoenix .....	228.50
London .....	91.40
Gardner, J. E.:	
Natl. Union .....	182.80
Glen-Jean Ins. Agency:	
Springfield .....	\$ 274.20
Fire Association .....	228.50
Globe .....	228.50
Connecticut .....	137.10
Providence Washt. ....	45.70
Home Ins. Agency:	
Rhode Island .....	91.40
Horner, Frank B.:	
Milwaukee Mechan. ....	228.50
Firemans Fund .....	137.10
Hood Agency:	
Springfield .....	274.20
Hinton Ins. Co.:	
Fire Association .....	45.70
Firemans Fund .....	228.50
Western .....	91.40
American .....	91.40
Springfield .....	45.70
Georgia Home .....	91.40
Jones-Winkler Ins. Agency:	
New Hampshire .....	457.00
Western .....	457.00
Mechanics .....	23.24
Jones, Wm.:	
Fidelity and Casualty Co., (Steam Boiler Ins.) .....	36.98
Kump, G. K.:	
St. Paul Fire .....	182.80
L. A. C. ....	182.80
Phoenix .....	182.80
Liberty Ins. Agency:	
North River .....	228.50
Lindamood and White Ins. Agency:	
American Alliance .....	835.00
Concordia .....	45.70
Lohmeyer-Goldsmith-Patterson Co.:	
G. and R. ....	603.24
Hanover .....	100.54
U. S. ....	228.50
Lorraine Ins. Agency:	
G. Falls .....	274.20
Morgan, D. G. and Son:	
F. and F. ....	137.10

Morgan, W. H. Ins. Co:	
Commercial Union:	91.40
Mt. Hope Ins. Co.:	
Springfield F. & M.....	182.80
Natl. Union.....	182.80
Montgomery and Coles:	
Colonial Fire.....	91.40
Morris, Hamilton, Ins. Agency:	
American.....	91.40
Rhode Island.....	91.40
Merkel Ins. Agency:	
Union.....	835.00
London and Lancashire.....	228.50
National Operator Ins. Agency:	
Globe and Rutgers.....	1,371.00
Imperial.....	228.50
Eagle Star.....	457.00
General.....	457.00
Mechanics.....	137.10
Queen.....	685.50
Tokio.....	319.90
Park, Joe:	
Phoenix.....	182.80
Parrish Realty Co.:	
Connecticut.....	91.40
Phoenix.....	91.40
Queen.....	91.40
Roberts, Evan G.:	
Hanover.....	45.70
Scott and Booher:	
American.....	91.40
Sexton Ins. Agency:	
Home.....	91.40
Fire Assn.....	45.70
Smith Fire Ins. Agency:	
Concordia.....	91.40
Rhode Island.....	91.40
Starcher and Co.:	
Eagle.....	91.40
Scherr, A. E. and Co.:	
Natl. Surety.....	841.57
Swisher, H. S. and Co.:	
Policy No. 340855.....	120.00
Policy No. 1107827.....	120.00
Policy No. 600103.....	120.00
State Board Control:	
Transfer to Special Revenue Fund.....	5,538.57
Sanders and Miller:	
Equitable.....	60.00
Sweringen Ins. Agency:	
Mechanics.....	228.50
British America.....	137.10
Niagara.....	91.40
Thornburg and Watts:	
Security.....	182.80
Phoenix.....	182.80
Trimbe, C. E.:	
F. & M.....	91.40
Turner, W. T.:	
Continental.....	182.80
Valley Realty Co.:	
Security.....	274.20
Old Colony.....	365.60

Warren, A. A. & Son:			
Natl. Liberty.....			182.80
Fire Association.....			228.50
Phoenix.....			228.50
Werninger and Brown:			
London.....			91.40
W. Va. Agency:			
Concordia.....			91.40
Wood and Chapman:			
Amer. Eagle.....			60.00
Milwaukee Mechan.....			60.00
Wharton, J. L.:			
Home, Fire and Marine.....			120.00
Whithead, Ralph and Son:			
Continental.....			3,340.00
Total.....			<u>\$ 37,357.45</u>
Less Refunds:			
Aoexander and Alexander.....	\$	45.70	
Hartford Fire.....		26.66	
Swearingen Ins. Agency.....		137.10	209.46
Net Total.....			<u>\$ 37,147.99</u>

Wherever a part of the same class of expenditure is paid out of "State Fund, General Revenue," and a part out of "State Fund, Special Revenue," the total amount is included in above General Revenue classification.

Amount of above paid out of General Revenue.....	\$	31,380.14	
Amount of above paid out of Special Revenue.....			5,767.85
Total.....			<u>\$ 37,147.99</u>

#### STATE GEOLOGICAL AND ECONOMIC SURVEY

##### 210.—Appropriation for Cooperative Topographic Mapping.

E. I. Ireland, top. engineer.....	\$	1,037.50	
R. C. Seitz, top. engineer.....		445.00	
H. R. Kilmer, top. engineer.....		733.12	
T. F. Slaughter, top. engineer.....		132.50	
F. M. Shilling, top. engineer.....		360.00	
A. J. Cavanaugh, top. engineer.....		115.00	
M. A. Roudabush, top. engineer.....		125.00	
E. E. Harris, top. engineer.....		500.62	
R. S. Evans, top. engineer.....		457.87	
W. K. McKinley, top. engineer.....		494.76	
C. R. Fisher, top. engineer.....		514.00	
J. J. Murphy, top. engineer.....		17.50	
F. S. Shalibo, top. engineer.....		160.00	
Roscoe Reeves, top. engineer.....		152.50	
R. G. Stephenson, top. engineer.....		2.50	
F. A. Swick, rodman.....		708.00	
Ira C. Anderson, rodman.....		150.00	
S. F. Lewis, rodman.....		772.16	
W. B. Tyler, rodman.....		420.00	
C. F. Shalibo, rodman.....		533.16	
J. N. Swick, rodman.....		379.00	
H. L. Shobe, rodman.....		559.83	
L. C. Shobe, rodman.....		178.00	
Addison Pennell, rodman.....		282.00	
Iva C. Anderson, rodman.....		92.00	
Lewis A. Burnes, rodman.....		254.00	
C. Sullivan, rodman.....		24.00	
H. B. Smith, rodman.....		304.00	



C. C. Chewning, rodman.....	295.66
R. G. Stephenson, rodman.....	152.50
J. E. Bell, rodman.....	56.00
H. R. Kilmer, rodman.....	\$ 15.00
Ralph H. Hall, rodman.....	132.00
Thos. W. Hall, rodman.....	295.66
J. O. Kilmartin, rodman.....	252.00
Fenton M. Hutchinson, rodman.....	235.50
B. J. Zickafoose, rodman.....	104.00
A. H. Bowers, rodman.....	90.00
William Lynch, rodman.....	62.00
Perry Moore, rodman.....	72.00
J. T. Sullivan, asst. engineer.....	356.00
F. M. Schilling, asst. engineer.....	276.44
H. P. Kilby, asst. engineer.....	295.87
Jacob L. Lenovitz, compositor.....	342.43
J. S. Ward, field assistant.....	82.33
L. T. Thomas, labor.....	30.00
Total compensation.....	\$ 13,049.41
E. I. Ireland, auto supplies and repairs.....	133.91
Transportation \$.35, Hotel and meals, \$6.25.....	6.60
H. R. Kilmer, auto supplies and repairs.....	25.11
Transportation.....	.70
Hotel and meals.....	10.50
M. A. Roudabush, transportation.....	13.58
Hotel and meals.....	3.45
Auto supplies and repairs.....	14.20
Notary fees.....	1.40
F. M. Shilling, transportation.....	5.70
Auto hire.....	14.20
Hotel and meals.....	8.90
Notary fees.....	.70
A. J. Cavanaugh, auto supplies and repairs.....	6.01
E. E. Harris, transportation.....	1.05
Hotel and meals.....	5.00
Auto supplies.....	45.48
Notary fee.....	.35
R. C. Tucker, transportation.....	18.42
Hotel and meals.....	94.70
Notary fee.....	.25
Mileage.....	30.00
J. D. Looney, auto supplies and repairs.....	35.32
W. L. McCoy, auto supplies and repairs.....	29.80
R. C. Seitz, auto supplies and repair.....	88.11
Transportation.....	2.75
Hotel and meals.....	3.00
Fenton M. Hutchinson, auto supplies and repairs.....	20.85
Hotel and meals.....	6.25
H. P. Kelby, transportation.....	.70
Hotel and meals.....	5.00
Auto supplies and repairs.....	13.50
E. G. Coffman, auto hire.....	50.00
R. C. Rowan, auto supplies and repairs.....	106.90
J. C. Boggs Motor and Light Co., auto supplies and repairs.....	197.82
F. C. Coffman, auto supplies.....	131.10
O. D. Kesterson, auto supplies and repairs.....	34.25
Central Garage, auto supplies and repairs.....	203.61
W. K. McKinley, transfer of trucks.....	2.55
F. M. Schilling, hauling disabled car.....	10.85
Hines and Gums Garage, auto supplies and repairs.....	57.55
Boons Garage, auto supplies and repairs.....	139.70
R. T. Evans, auto supplies and repairs.....	22.24

R. A. Teasmaster, auto supplies.....	12.06
C. J. Richards, auto supplies and repairs.....	50.29
White and Whitman, auto supplies.....	49.10
W. L. Kushner, auto supplies.....	55.50
S. F. Lewin, auto supplies.....	27.05
J. W. Thompson, auto supplies.....	15.00
J. C. Boggs, auto supplies.....	102.82
S. M. Mann, auto supplies.....	139.40
Chas. R. Fisher, auto supplies.....	51.61
J. H. Corkrean, auto supplies.....	18.00
Huddleston Garage, auto supplies.....	44.55
R. C. Reynolds Co., auto supplies and repairs.....	30.50
Maxwell Garage, auto supplies and repairs.....	470.08
Auto Light & Accessories Co., auto supplies.....	289.53
Cabell Garage, auto supplies and repairs.....	548.62
W. E. Bonan, auto supplies and repairs.....	128.21
Firestone Tire & Rubber Co., auto supplies.....	104.41
Union Motor Co., auto supplies and repairs.....	56.94
Alderson Garage, auto supplies and repairs.....	216.90
E. I. Arnold, auto supplies and repairs.....	93.82
M. A. Bean, auto supplies and repairs.....	43.84
A. W. Boon, auto supplies and repairs.....	31.75
Postage.....	657.63
Telephone.....	196.64
Typewriter repairs.....	6.00
Express.....	14.65
Drayage.....	41.50
Stationery and paper.....	258.32
Maps and engravings.....	44.87
A. Hoen and Co., maps and engravings.....	2,406.50
Mapping supplies.....	5.50
Northern Engraving Co., engravings.....	414.48
Morgantown Printing and Binding Co., printing and binding reports.....	3,929.66
Books.....	12.00
Calculating machine.....	300.00
Office supplies.....	50.49
Negatives and prints for Nicholas Co.....	87.25
Fossils.....	32.24
Hardware.....	17.02
Lumber for shelves for maps.....	229.08
R. E. Seamon, labor on shelves for maps.....	139.28
E. H. Sappe, compensation.....	4.28
Transfer to State Board Control—Special Revenue Fund to pay existing contracts.....	3,711.18
	\$ 29,790.02

Wherever a part of the same class of expenditure is paid out of "State Fund, General Revenue," and a part out of "State Fund, Special Revenue," the total amount is included in above General Revenue classification..

Amount of above paid out of General Revenue.....	\$ 17,088.08
Amount of above paid out of Special Revenue.....	12,701.94

Total.....	\$ 29,790.02
------------	--------------

**211.—Appropriation to Pay Salaries.**

D. B. Regar, geologist, salary 8 months.....	\$ 2,250.00
B. H. Hite, chemist, salary 12 months.....	966.63
B. B. Kaplan, chemist, salary 12 months.....	1,500.00
R. C. Tucker, engineer, salary 12 months.....	2,850.00
W. A. Price, paleontologist, salary 4 months.....	400.00
Marie Stenger, stenographer, salary 12 months.....	1,725.00

J. L. Williams, clerk, salary 12 months . . . . .	2,316.67
Bertha Salkin, Clerk, salary 1 month . . . . .	110.00
<b>Total . . . . .</b>	<b>\$ 12,118.30</b>

Wherever a part of the same class of expenditure is paid out of "State Fund, General Revenue," and part out of "State Fund, Special Revenue," the total amount is included in above General Revenue Classification.

Amount of above paid out of General Revenue . . . . .	\$ 10,250.00
Amount of above paid out of Special Revenue . . . . .	1,868.30
<b>Net Total . . . . .</b>	<b>\$ 12,118.30</b>

**212.—Appropriation to Pay Field and Incidental Expenses.**

I. C. White, transportation . . . . .	\$ 40.16
Hotel and meals . . . . .	77.17
Porter . . . . .	2.00
W. Armstrong Price, transportation . . . . .	54.50
Hotel and meals . . . . .	49.90
Laboratory . . . . .	44.69
Telephone, \$3.21, notary fees, \$2.25 . . . . .	5.46
Office supplies . . . . .	12.44
Express, \$1.75, drayage, \$1.75 . . . . .	3.50
Eugene H. Sapp, clerical work . . . . .	14.00
Bertha Salkin, secretary . . . . .	160.00
Stenographer, \$2.00, Baggage, \$2.92 . . . . .	4.92
D. B. Regar, transportation . . . . .	58.29
Auto hire . . . . .	82.00
Mileage book . . . . .	30.00
Hotel and meals . . . . .	103.26
Telephone, \$.70, baggage, \$.30, notary fee, \$.75 . . . . .	1.75
A. Hoen and Co., cases for maps . . . . .	360.00
Transfer to State Board Control—Special Revenue Fund, to pay existing contracts . . . . .	271.83
Drawing material . . . . .	4.80
	<b>\$ 1,380.67</b>

**213.—Appropriation to Pay Expenses of Soil Studies.**

Samuel W. Phillips, transportation . . . . .	323.18
Hotel and meals . . . . .	281.55
Map supplies . . . . .	2.15
Telephone . . . . .	.45
Transfer to State Board Control—Special Revenue Fund, to pay existing contracts . . . . .	33.93
<b>Total . . . . .</b>	<b>\$ 641.26</b>

Wherever a part of the same class of expenditure is paid out of "State Fund, General Revenue," and a part out of "State Fund, Special Revenue," the total amount is included in above General Revenue classification.

Amount of above paid out of General Revenue . . . . .	\$ 607.33
Amount of above paid out of Special Revenue . . . . .	33.93
<b>Total . . . . .</b>	<b>\$ 641.26</b>

**214.—Appropriation to Pay Expenses of Stream Gauging.**

W. J. Hancock, gauge reader . . . . .	\$ 12.00
R. W. Evans, gauge reader . . . . .	60.00
Mrs. E. C. Linger, gauge reader . . . . .	60.00
S. A. Campbell, gauge reader . . . . .	36.00
Joseph Weaver, gauge reader . . . . .	60.00
W. C. England, gauge reader . . . . .	36.00

Burke L. Bigwood, transportation.....	62.84
Hotel and meals.....	137.55
Baggage and porter.....	12.05
V. B. Lamoureux, transportation.....	31.38
Hotel and meals.....	97.45
Baggage and porter.....	6.70
Transfer to State Board Control—Special Revenue Fund, to pay existing contracts.....	143.32
Total.....	\$ 755.29

Wherever a part of the same class of expenditure is paid out of "State Fund, General Revenue," and part out of "State Fund, Special Revenue," the total amount is included in above General Revenue classification.

Amount of above paid out of General Revenue.....	611.97
Amount of above paid out of Special Revenue.....	143.32
Total.....	\$ 755.29

215.—*Appropriation for Publication of Reports.*

Tucker and Mineral Counties:

Photos and prints.....	2.45
Total.....	2.45

216.—*Appropriation for Publication of Reports of Nicholas County.*

A. Hoen and Company, maps of Nicholas County.....	2,500.00
Transfer to State Board Control—Special Revenue Fund, to pay existing contracts.....	5,000.00
Total.....	\$ 7,500.00

Recapitulation—General Revenue Expenditures:

Completing, Preparation and Publishing Reports.....	\$ 17,088.08
Salaries.....	10,250.00
Field and Incidental Expenses.....	1,380.67
Soil Studies.....	607.33
Stream Gauging.....	611.97
Tucker and Mineral Co. Reports.....	2.45
Nicholas Co. Reports.....	7,500.00

Grand Total—Geological and Economic Survey..... \$ 37,440.50

**APPROPRIATIONS TO PRIVATE HOSPITALS**

217.—*Appropriation for Treatment of Laborers and Others, King's Daughters' Hospital, Martinsburg, W. Va.*

Treatment of 141 patients, bills ranging from \$2.00 to \$130.00.....	\$ 4,801.00
--	-------------

218.—*Appropriation for Treatment of Laborers and Others, Ohio Valley Hospital, Wheeling, W. Va.*

Treatment of 959 patients, bills ranging from \$1.00 to \$178.00.....	\$ 8,488.50
--	-------------

219.—*Appropriation for Treatment of Laborers and Others, Wheeling Hospital, Wheeling, W. Va.*

Treatment of 276 patients, bills ranging from \$2.00 to \$124.00.....	\$ 10,000.00
--	--------------

220.— <i>Appropriation for Treatment of Laborers and Others, St. Joseph's Hospital, Parkersburg, W. Va.</i>	
Treatment of 78 patients, bills ranging from \$6.00 to \$74.00.....	\$ 2,500.00
221.— <i>Appropriation for Treatment of Laborers and Others, Roane County Hospital, Spencer, W. Va.</i>	
Treatment of 60 patients, bills ranging from \$4.00 to \$62.00.....	\$ 2,454.00
222.— <i>Appropriation for Treatment of Laborers and Others, The Lomax Hospital, Bluefield, W. Va.</i>	
Treatment of 40 patients, bills ranging from \$4.00 to \$62.00.....	\$ 1,300.00
223.— <i>Appropriation for Treatment of Laborers and Others, City Hospital, Martinsburg, W. Va.</i>	
Treatment of 213 patients, bills ranging from \$2.00 to \$62.00.....	\$ 4,794.00
224.— <i>Appropriation for Treatment of Laborers and Others, Barnett Hospital, Huntington, W. Va.</i>	
Treatment of 39 patients, bills ranging from \$8.00 to \$58.00.....	\$ 1,250.00
225.— <i>Appropriation for Treatment of Laborers and Others, The Harrison Hospital, Kimball W. Va.</i>	
Treatment of 25 patients, bills ranging from \$16.00 to \$66.00.....	\$ 1,364.00
226.— <i>Appropriation for Treatment of Laborers and Others, St. Mary's Hospital, Clarksburg, W. Va.</i>	
Treatment of 66 patients, bills ranging from \$2.00 to \$124.00.....	\$ 2,224.00
227.— <i>Appropriation for Treatment of Laborers and Others, Hillcrest Tuberculosis Sanitarium, Charleston, W. Va.</i>	
Treatment of 100 patients, bills ranging from \$28.00 to \$62.00.....	\$ 5,120.00
228.— <i>Appropriation for Treatment of Laborers and Others, St. Francis Hospital, Charleston, W. Va.</i>	
Treatment of 88 patients, bills ranging from \$8.00 to \$86.00.....	\$ 2,992.00
229.— <i>Appropriation for Treatment of Laborers and Others, Elkins City Hospital, Elkins, W. Va.</i>	
Treatment of 68 patients, bills ranging from \$8.00 to \$94.00.....	\$ 2,026.00
230.— <i>Appropriation for Treatment of Laborers and Others, City Hospital, Parkersburg, W. Va.</i>	
Treatment of 87 patients, bills ranging from \$4.00 to \$158.00.....	\$ 2,486.00
231.— <i>Appropriation for Treatment of Laborers and Others, Mercer Sanitarium, Bluefield, W. Va.</i>	
Treatment of 41 patients, bills ranging from \$6.00 to \$88.00.....	\$ 1,310.00

- 232.—*Appropriation for Treatment of Laborers and Others, Glendale Hospital, Moundsville, W. Va.*  
 Treatment of 122 patients, bills ranging from \$2.00 to \$62.00..... \$ 3,110.00  
 Printing Reports..... 6.62 \$ 3,116.62
- 233.—*Appropriation for Treatment of Laborers and Others, Kessler-Hatfield Hospital, Huntington, W. Va.*  
 Treatment of 69 patients, bills ranging from \$4.00 to \$262.00..... \$ 4,646.00
- 234.—*Appropriation for Treatment of Laborers and Others, Grafton City Hospital, Grafton, W. Va.*  
 Treatment of 9 patients, bills ranging from \$27.00 to \$102.00..... \$ 447.00
- 235.—*Appropriation for Treatment of Laborers and Others, Hinton Hospital, Hinton W. Va.*  
 Treatment of 2 patients, \$28.00 each..... \$ 56.00

#### FORESTRY, FISH AND GAME WARDEN.

- 236.—*Appropriation to Pay the Salary of Forestry, Fish and Game Warden C. W. Harding, salary 12 months..... \$ 1,800.00*
- 237.—*Appropriation to Pay the Salaries of Two Chief Deputy Wardens.*  
 J. M. England, salary 12 months..... \$ 1,200.00  
 Garfield Skidmore, salary 12 months..... 1,200.00  
 Total..... \$ 2,400.00
- 238.—*Appropriation to Pay Mileage and Traveling Expenses for Two Deputy Fish and Game Wardens.*  
 J. M. Emgland, transportation..... \$ 156.26  
 Auto hire..... 18.50  
 Hotel and meals..... 57.19  
 Telephone..... 15.30  
 Stenographer..... 7.00  
 Garfield Skidmore, transportation..... 232.23  
 Auto hire..... 85.50  
 Hotel and meals..... 107.85  
 Telephone..... 46.06  
 Postage, \$3.05, express, \$2.40..... 5.45  
 Rent garage, \$1.00, labor, \$2.00..... 3.00  
 Assistant (Arthur Cross)..... 10.00  
 Total..... \$ 744.34
- 239.—*Appropriation to Pay Contingent and Current Expenses of Two Deputy Fish and Game Wardens.*  
 Garfield Skidmore, transportation..... \$ 24.23  
 Hotel and meals..... 18.15  
 Telephone..... .70  
 Letterheads..... 3.00  
 Transfer to F. G. and F. Protection Fund..... 331.01  
 Total..... \$ 377.09
- 240.—*Appropriation to Pay Contingent and Current Expense of the Fish and Gam Warden.*  
 Telephone and telegraph..... 54.90  
 Office rent..... 350.00

Office supplies.....	11.80
Stationery.....	14.60
Taxi hire.....	24.50
Clock.....	5.89
A. C. Collett, janitor work.....	16.00

Total..... \$ 477.69

241.—Appropriation to Pay Mileage and Traveling Expenses of the Forestry, Fish and Game Warden.

C. W. Harding, transportation.....	174.20
Auto hire.....	48.95
Hotel and meals.....	178.35
Office rent.....	35.00
Transfer to F. G. and F. Protective Fund.....	147.54

Total..... \$ 584.04

Recapitulation General Revenue Disbursements:

Salary of Game and Fish Warden.....	\$ 1,800.00
Salaries of Two Chief Deputies.....	2,400.00
Mileage and Traveling Expenses of Two Deputies.....	744.34
Current and Contingent Expenses of Two Deputies.....	377.09
Current and Contingent Expenses of Warden.....	477.69
Mileage and Traveling Expenses of Warden.....	584.04

Total..... \$ 6,383.16

POINT PLEASANT MONUMENT

242.—Appropriation for Improvement and Ornamentation of Tu-Endie-Wei Park at Point Pleasant.

C. A. Lewis, custodian, salary 12 months.....	\$ 1,000.00
The Ideal Power Lawn Mower Co., lawn mower.....	342.00
Electricity.....	59.02
Gas.....	9.00
Gasoline.....	16.80
Water.....	9.38
Telephone, \$.80, express, \$.71.....	1.51
Freight, \$6.19, drayage, \$2.00.....	8.19
Electric lamps.....	4.80
Repairs to lawn mower.....	11.58
Hardware.....	14.50
John F. Lewis, per diem.....	20.00
Transportation.....	8.88
Hotel and meals.....	1.00
C. C. Bowyer, per diem.....	60.00
Transportation.....	8.88
Hotel and meals.....	2.85
J. W. Windon, per diem.....	20.00
A. Soupart, per diem.....	6.00
Transportation.....	3.16
Hotel and meals.....	.60
W. B. Van Amringe, inspecting Pt. Pleasant memorial, per diem.....	105.00
Transportation.....	55.24
Hotel and meals.....	40.50
Paid Chas. Kappe, per diem.....	50.00
Paid Mr. Lewis, per diem.....	2.00
Incidentals not itemized.....	14.48

Total..... \$ 1,875.37

Wherever a part of the same class of expenditure is paid out of "State Fund, General Revenue," and a part out of "State Fund, Special Revenue," the total amount is included in above General Revenue classification.

Amount of above paid out of General Revenue.....	\$	1,000.00
Amount of above paid out of Special Revenue.....		875.37
<b>Total.....</b>	<b>\$</b>	<b>1,875.37</b>
<b>243.—Appropriation for Retaining Wall, Pt. Pleasant Monument:</b>		
Universal Portland Cement Co., Cement.....	\$	565.37
Transfer to State Board Control—Special Revenue Fund, to pay existing contracts.....		1,500.00
<b>Total.....</b>	<b>\$</b>	<b>1,965.37</b>
<b>Recapitulation General Revenue Disbursements:</b>		
Improvements and Maintenance of Park.....	\$	1,000.00
Construction of Retaining Wall.....		1,965.37
<b>Grand Total—Pt. Pleasant Monument.....</b>	<b>\$</b>	<b>2,965.37</b>

#### COMMISSIONERS OF PHARMACY

<b>244.—Appropriation for Salaries and Expenses of Board.</b>		
Alfred Walker, secretary, salary 9 months.....	\$	750.00
Transportation.....		89.25
Hotel and meals.....		118.35
Postage.....		36.00
Table for examinations.....		4.00
Stationery \$6.90, telegram \$.54.....		7.44
S. M. Scott, per diem.....		110.00
Transportation.....		61.56
Hotel and meals.....		55.25
Express.....		39.38
Porter \$3.00, laundry \$2.50.....		5.50
Repairs to trunk.....		7.50
Janitor \$2.00, books, \$5.50.....		7.50
Printing questions.....		19.31
Drugs and Pharmacueticals.....		33.13
Towels \$9.00, drayage \$2.00.....		11.00
O. O. Older, per diem.....		105.00
Transportation.....		76.19
Hotel and Meals.....		90.75
Stenographer.....		8.50
Baggage.....		2.20
John R. Elson, per diem.....		110.00
Transportation.....		46.07
Hotel and meals.....		46.30
Printing blanks.....		10.00
B. E. Downs, per diem.....		100.00
Transportation.....		167.46
Hotel and meals.....		75.05
Supplies for examination.....		2.75
<b>Total.....</b>	<b>\$</b>	<b>2,195.44</b>

#### BERKELEY SPRINGS BOARD

<b>245.—Appropriation for Current and Contingent Expenses of Board.</b>		
Oscar Jenkins, per diem.....	\$	24.00
Transportation.....		47.14
Hotel and meals.....		16.00
Postage.....		.20



J. H. Marcum, per diem.....	52.00
Transportation.....	92.80
Hotel and meals.....	39.45
Carl W. Neff, per diem.....	24.00
Transportation.....	30.06
Hotel and meals.....	15.00
A. P. Edgar, per diem.....	16.00
Transportation.....	38.75
Hotel and meals.....	15.00
Porter and baggage.....	1.33
O. Jenkins, stenographic work.....	20.00
Miss K. Smith, clerical work.....	15.00
Total.....	\$ 446.73

## FLORENCE CRITTENDEN HOME

<i>246.—Appropriation for Florence Crittenden Home at Wheeling.</i>	
Elizabeth Runge, superintendent, salary 12 months.....	\$ 1,200.00
Lucile A. Minnick, assistant, salary 12 months.....	900.00
Temporary nurse, salary 12 months.....	300.00
Dry goods.....	42.06
Food supplies.....	51.68
Table china.....	6.26
Total.....	\$ 2,500.00

## RUMSEYAN SOCIETY

<i>247.—Appropriation for Improvement and Maintenance.</i>	
R. T. Banks, laying cement walks.....	\$ 296.00
Building retaining wall.....	80.00
Cleaning lot and sowing grass seed.....	49.00
U. S. Martin, labor.....	109.28
J. S. Hodges, labor.....	23.60
Transfer to State Board Control—Special Revenue Fund, to pay existing contracts.....	75.00
Total.....	\$ 632.88

## WEST VIRGINIA PENITENTIARY

<i>248.—Appropriation for Emergency Current General Expenses.</i>	
Sundry payments (see No. 334 for classification).....	\$ 42,444.26

## WEST VIRGINIA UNIVERSITY

*249.—Appropriations for Salaries of Teachers, Officers and Employees of the West Virginia University.*

## COLLEGE OF ARTS AND SCIENCES

F. B. Trotter, president, salary 12 months.....	\$ 7,370.00
E. S. Allen, mathematics, salary 10 months.....	2,560.00
Summer school.....	150.00
R. A. Armstrong, English, salary 10 months.....	4,310.00
Summer school.....	300.00
Geo. S. Bancroft, chemistry, salary 10 months.....	2,670.00
Summer school.....	100.00
Waitman T. Barbe, English, salary 10 months.....	4,430.00
C. E. Bishop, Greek, salary 10 months.....	4,110.00
S. B. Brown, geology, salary 10 months.....	4,110.00
Summer school.....	300.00

J. M. Callahan, history, salary 12 months.....	5,353.26
C. B. Cannaday, Latin, salary 10 months.....	4,070.00
Summer school.....	300.00
C. M. Cantrall, philosophy, salary 10 months.....	3,930.00
L. V. Cavins, education, salary 10 months.....	3,800.00
Summer school.....	600.00
F. E. Chidester, zoology, salary 10 months.....	2,790.00
O. P. Chitwood, history, salary 10 months.....	3,973.00
Summer school.....	300.00
F. E. Clark, Chemistry, salary 10 months.....	4,110.00
Summer school.....	300.00
J. H. Cox, English, salary 10 months.....	3,973.00
Summer school.....	300.00
A. L. Darby, Rom. Lang., salary 10 months.....	3,740.00
Summer school.....	500.00
J. N. Deahl, Education, salary 10 months.....	4,110.00
Summer school.....	300.00
J. A. Eisland, mathematics, salary 10 months.....	4,110.00
Summer school.....	300.00
Claire Fisher, mathematics, salary 10 months.....	1,360.00
Eva M. Fling, botany, salary 10 months.....	1,566.67
Elizabeth Frost, English, salary 10 months.....	1,920.00
H. C. Grumbein, English, salary 10 months.....	2,940.00
A. J. Hare, Latin, salary 10 months.....	3,875.00
C. P. Higby, history, salary 10 months.....	2,850.00
Summer school.....	174.00
Hubert Hill, chemistry, salary 10 months.....	3,210.00
Summer school.....	250.00
L. B. Hill, education, salary 10 months.....	3,740.00
J. E. Hodgson, mathematics, salary 10 months.....	3,836.00
Summer school.....	276.00
D. D. Johnson, English, salary 10 months.....	3,760.00
C. B. Joliffe, physics, salary 1 month.....	300.00
Summer school.....	250.00
W. J. Kay, public speaking, salary 10 months.....	3,930.00
B. W. King, economics, salary 10 months.....	2,870.00
B. T. Leland, industrial education, salary part month....	36.74
Clara Lytle, English, salary 7 months.....	1,200.00
R. D. McKenzie, sociology, salary 1 month.....	250.00
A. G. Montgomery, mathematics, salary 10 months.....	1,400.00
Summer school.....	150.00
Samuel Morris, chemistry, salary 1 month.....	400.00
A. J. Provost, French, salary 10 months.....	2,430.00
A. M. Reece, zoology, salary 10 months.....	4,110.00
Summer school.....	300.00
H. N. York, botany, salary 10 months.....	3,880.00
E. R. Sheffel, sociology, salary 10 months.....	2,340.00
C. C. Snow, chemistry, salary 10 months.....	2,280.00
R. C. Spangler, botany, salary 10 months.....	2,520.00
Summer school.....	450.00
Madison Stathers, Rom. Language, salary 10 months....	4,110.00
Esther B. Stearns, chemistry, salary 6 months.....	580.00
A. E. Stearns, chemistry, salary 6 months.....	1,260.00
Marjorie Stadman, English, salary 10 months.....	1,770.00
Otto Stuhlman, physics, salary 1 + month.....	400.00
F. W. Truscott, German, salary 10 months.....	4,110.00
E. H. Vickers, economics, salary 10 months.....	4,110.00
C. W. Waggoner, physics, salary 10 months.....	4,110.00
A. R. Whitehill, chemistry, salary 10 months.....	1,920.00
Edgar Williams, English, salary 10 months.....	2,120.00
Mrs. Stathers, English, salary 2 months.....	400.00
C. H. Ambler, history, salary 10 months.....	3,391.67
Susan M. Moore, Dean of Women, salary 2 months.....	177.32

Luella Pollack, English, salary 10 months.....	1,800.00
Nelle Ammons, botany, salary 10 months.....	1,350.00
M. A. Raines, botany, salary 10 months.....	1,800.00
C. A. Jacobson, chemistry, salary 10 months.....	3,240.00
E. C. H. Davies, chemistry, salary 9 months.....	2,430.00
C. A. Federer, chemistry, salary 9 months.....	765.00
Summer school.....	150.00
C. L. Lazelle, chemistry, salary 9 months.....	720.00
A. E. Owens, chemistry, salary 9 months.....	1,710.00
Lily V. Sefton, chemistry, salary 9 months.....	2,160.00
Marian Breck, chemistry, salary 9 months.....	1,890.00
C. N. Hartman, economics, salary 4 months.....	1,000.00
L. A. Rufener, economics, salary 9 months.....	2,700.00
P. I. Reed, English, salary 9 months.....	2,160.00
J. L. Tilton, geology, salary 9 months.....	2,250.00
Gertrude Martin, German, salary 9 months.....	1,080.00
Marian Torrey, mathematics, salary 9 months.....	1,350.00
F. A. Molby, physics, salary 9 months.....	2,970.00
D. C. Harkins, mathematics, salary 9 months.....	450.00
E. F. George, physics, salary 9 months.....	2,160.00
Rex Ford, physics, salary 9 months.....	1,080.00
Glenn Lazelle, physics, salary 9 months.....	540.00
J. E. Thomas, physics, salary 5 months.....	1,350.00
H. E. Vanderhyde, physics, salary 9 months.....	1,350.00
C. C. Spicker, Rom. languages, salary 9 months.....	2,250.00
M. Brunette, French, salary 9 months.....	1,350.00
Summer school.....	150.00
C. S. Simkins, zoology, salary 9 months.....	1,440.00
C. S. Beers, pharmacy, salary 9 months.....	1,350.00
D. G. Fishback, teacher, salary 4 months.....	800.00
R. E. Nelson, teacher, salary 4 months.....	560.00
F. W. Stemple, teacher, salary 1 month.....	125.00
Wilda Mattern, teacher, salary 4 months.....	420.00
G. E. Hartman, teacher, salary 5 months.....	\$ 1,250.00
Greek Sayre, teacher, salary 3 months.....	358.80
John E. Winter, English, salary 3 months.....	750.00
<b>Student Assistants:</b>	
Vernon Compton, salary 1 month.....	40.00
Helen Pettigrew, salary 10 months.....	1,199.25
Helen Barnes, salary 9 months.....	450.00
C. B. Bickel, salary 9 months.....	270.00
C. H. Conley, salary 9 months.....	585.00
Eleanor Johnson, salary 9 months.....	585.00
C. T. Neff, salary 9 months.....	270.00
Benj. Preiser, salary 9 months.....	270.00
E. C. Blake, salary 3 months.....	87.50
W. S. Bourne, salary 3 months.....	87.50
S. L. McGee, salary 3 months.....	87.50
Georgia Repair, stenographer, salary 3 months.....	295.00

## COLLEGE OF ENGINEERING

C. R. Jones, dean, salary 10 months.....	4,216.63
A. C. Callen, mining extension, salary 10 months.....	2,706.74
A. A. Hall, engineering, salary 10 months.....	3,490.00
Bennett White, engineering, salary 10 months.....	2,230.00
J. B. Grumbein, engineering, salary 4 months.....	1,440.00
N. J. Gill, engineering, salary 4 months.....	1,088.37
A. H. Forman, engineering, salary 4 months.....	1,440.00
R. P. Davis, engineering, salary 4 months.....	1,320.00
C. N. Cather, engineering, salary 3 months.....	660.00
A. T. Bragonier, engineering, salary 2 months.....	340.00

R. E. Seamon, engineering, salary 6 months . . . . .	\$	1,095.06
W. J. Carl, foundry, salary 3 months . . . . .		508.40
Chas. M. Runner, metal working, salary 3 months . . . . .		375.00
R. A. West, metal working, salary 10 months . . . . .		2,420.00
G. S. Boomsliter, mechanics, Salary 4 months . . . . .		860.00
Harold Cather, mechanical designing, salary 2 months . . . . .		390.00
G. W. Grow, drawing, salary 3 months . . . . .		880.00
Summer school . . . . .		150.00
L. D. Hayes, mechanical designing, salary 4 months . . . . .		1,240.00
R. L. Morris, engineering, salary 4 months . . . . .		1,320.00
H. O. Stillman, woodworking, salary 6 + months . . . . .		1,190.00
W. O. Gnagney, machine shop, salary 7 months . . . . .		1,166.62
A. T. Arnold, teacher, salary 1 + months . . . . .		210.00
Mary Conoway, Sec'y, salary 10 months . . . . .		852.08

## COLLEGE OF LAW

H. C. Jones, dean, salary 12 months . . . . .		5,536.63
J. W. Simonton, Prof. of Law, salary 10 months . . . . .		4,110.00
J. R. Trotter, Prof. of Law, salary 10 months . . . . .		4,170.00
T. P. Hardman, Prof. of Law, salary 10 months . . . . .		3,836.00
Leo Carlin, Prof. of Law, salary 10 months . . . . .		3,690.00
G. S. Osborn, Prof. of Law, salary 9 months . . . . .		2,250.00
W. P. Willey, Prof. emeritus, salary 12 months . . . . .		1,366.70
Kathleen Bingham, Sec'y., salary 6 + months . . . . .		700.00
Nellie Boyles, Sec'y., salary 1 month . . . . .		125.00
Helen Maylan, stenographer, salary 5 months . . . . .		625.00
Assistant Librarians:		
Albert Lass, salary 9 months . . . . .		135.00
L. A. McKee, salary 9 months . . . . .		135.00
Stanley C. Morris, salary 9 months . . . . .		135.00
Pauline Shriver, salary 2 months . . . . .		50.00
Fred H. Schaber, salary 2 months . . . . .		50.00

## COLLEGE OF AGRICULTURE

J. L. Coulter, dean, salary 12 months . . . . .	\$	2,566.74
J. C. Johnston, Sec'y., salary 12 months . . . . .		930.00
R. B. Johnston, Asst. Editor, salary 10 months . . . . .		782.76
Ernest Angelo, horticulture, salary 12 months . . . . .		1,195.00
E. L. Andrews, poultry, salary 12 months . . . . .		1,254.00
E. L. Anthony, dairy, salary 12 months . . . . .		1,888.37
A. B. Carroll, horticulture, salary 12 months . . . . .		891.67
R. H. Patch, horticulture, salary 12 months . . . . .		1,261.75
H. A. Jones, horticulture, salary 1 + months . . . . .		183.37
H. E. Knowlton, horticulture, salary 12 months . . . . .		1,338.29
E. A. Livesay, horticulture, salary 12 months . . . . .		1,700.00
J. K. Shaw, horticulture, salary 1 month . . . . .		100.00
H. L. Crane, horticulture, salary 12 months . . . . .		825.00
J. H. Gourley, horticulture, salary 9 months . . . . .		1,440.00
Rachel Colwell, home economics, salary 10 months . . . . .		2,880.00
Summer school . . . . .		250.00
Erbe Albright, home economics, salary part month . . . . .		33.33
Gladys Gill, home economics, salary 1 month . . . . .		130.00
Nina Reilly, home economics, salary 1 + months . . . . .		280.00
Clara Schmidt, home economics, salary 1 + month . . . . .		240.00
Frances Young, home economics, salary 2 months . . . . .		1,480.00
Edith Hess, home economics, salary 9 months . . . . .		1,620.00
Alice Milner, home economics, salary 9 months . . . . .		1,440.00
Eleanor McClay, home economics, salary 9 months . . . . .		1,530.00
A. J. Dadisman, farm management, salary 12 months . . . . .		1,695.00
C. A. Lueder, veterinary, salary 5 months . . . . .		928.37
H. C. Bailey, agronomy, salary part month . . . . .		60.00

B. T. Leland, industrial education, salary 1 + month . . .	328.40
H. O. Henderson, dairy, salary 12 months . . . . .	1,241.70
L. M. Peairs, entomology, salary 12 months . . . . .	1,686.63
P. C. Rouzer, agricultural education, salary 12 months . . . \$	2,621.63
R. M. Salter, soils, salary 12 months . . . . .	1,137.75
R. P. Bledsoe, agronomy, salary 8 months . . . . .	750.00
R. E. Stephenson, agronomy, salary 6 months . . . . .	175.00
C. V. Wilson, animal husbandry, salary 12 months . . . . .	684.24
C. H. Winkler, agricultural education, salary 12 months . . .	4,125.00
H. B. Allen, agricultural education, salary 12 months . . . .	2,274.92
M. F. Morgan, agronomy, salary 10 months . . . . .	525.00
W. S. McClung, agronomy, salary 1 month . . . . .	25.00
R. E. Allen, agronomy, salary 6 months . . . . .	641.62
R. J. Garber, agronomy, salary 9 months . . . . .	675.00
T. E. Odland, agronomy, salary 1 + month . . . . .	160.00
C. R. Bibbee, agronomy, salary 1 + month . . . . .	120.40
K. C. Westover, teacher, salary 1 + months . . . . .	500.00
N. J. Giddings, pathology, salary 1 month . . . . .	300.00
Howard Allen, teacher, salary 2 months . . . . .	216.66
<b>Student Assistants:</b>	
Lillian Bailey, salary 1 month . . . . .	35.00
J. L. Jack, salary 1 month . . . . .	30.00
Rowena Schmidt, salary 1 month . . . . .	40.00
H. G. Sturm, salary 4 months . . . . .	120.00
Nell Hock, salary 4 months . . . . .	60.00
W. E. Buckey, salary 1 month . . . . .	25.00
Jesse Fortney, salary 4 months . . . . .	56.00
Mary McMorrow, salary 4 months . . . . .	56.00
Nancy Clark, salary 2 months . . . . .	50.00
Warren Gifford, salary 2 months . . . . .	120.00
P. C. Bibbee, salary 1 month . . . . .	20.00
R. S. Coffendaffer, salary 1 month . . . . .	20.00
Paul J. Daughenbaugh, salary 1 month . . . . .	20.00
A. T. Hopwood, salary 1 month . . . . .	20.00
W. T. Reed, salary 1 month . . . . .	125.00
<b>Stenographers:</b>	
Helen Moran, salary 12 months . . . . . \$	1,287.00
Alice Seaman, salary part month . . . . .	12.50
Stella South, salary 1 month . . . . .	75.50
Carrie B. Hunker, salary 8 + months . . . . .	812.50
Lyda Shrive, salary 1 month . . . . .	42.50
Helen Hillner, salary 4 months . . . . .	160.18
Annie E. Davis, salary 1 month . . . . .	27.50
Georgia Repair, salary 1 month . . . . .	50.00
Buena B. Hazen, clerk, salary 1 month . . . . .	65.00
M. F. Callahan, clerk, salary 1 month . . . . .	29.25
Mary A. Milner, clerk, salary 1 month . . . . .	21.00
Summer school . . . . .	200.00

## SCHOOL OF MEDICINE

J. N. Simpson, dean, salary 12 months . . . . . \$	4,730.00
Aaron Arkin, pathology, salary 10 months . . . . .	4,110.00
C. A. Bergy, pharmacy, salary 10 months . . . . .	3,450.00
H. L. Bonar, medicine, salary 10 months . . . . .	3,600.00
G. S. Dodds, medicine, salary 10 months . . . . .	2,960.00
R. W. Fisher, medicine, salary part month . . . . .	50.00
Irwin Hardy, medicine, salary 10 months . . . . .	500.00
J. L. Hayman, pharmacy, salary 10 months . . . . .	2,100.00
S. J. Morris, medicine, salary 10 months . . . . .	3,720.00
Withrow Morse, medicine, salary 10 months . . . . .	3,720.00
Summer school . . . . .	100.00
H. G. Fuss, medicine, salary 9 months . . . . .	1,530.00

C. C. Holfrichter, medicine, salary 5 months.....	1,350.00
R. E. Moler, bacteriology, salary 9 months.....	1,350.00
T. J. Murray, bacteriology, salary 9 months.....	2,430.00
J. F. Morrow, anatomy, salary 9 month.....	1,350.00
J. E. Thomas, physiology, salary 4 months.....	1,080.00
C. M. Bray, physiology, salary 1 month.....	75.00
Frank Trump, student asst., salary 1 month.....	\$ 100.00
Helen Weistling, pharmacology, salary 9 months.....	640.00

## SCHOOL OF MUSIC

Louis Black, director, salary 12 months.....	\$ 3,540.00
Ethel B. Black, piano, salary 8 months.....	1,991.00
Max Donner, violin, salary 8 months.....	1,725.00
Flora Hayes, music, salary 6 + months.....	888.00
Agnes Johnson, public school music, salary 7 months.....	1,140.00
Summer school.....	250.00
Walter Mestresat, musician, salary 10 months.....	1,280.00
Grace M. Snee, piano, salary 7 months.....	1,263.50
Mabelle Whetsell, piano, salary 2 months.....	416.80
Marie Courtney, music, salary part month.....	25.00
Susan Moore, music, salary 3 part months.....	301.64
Alma Bunce, voice, salary 1 month.....	187.70
Mildred Reed, piano, salary 1 month.....	103.50

## PRESIDENT'S OFFICE

Mildred McKee, stenographer, salary 12 months.....	1,185.00
Norman Griffin, stenographer, salary 1 + month.....	238.37
Florence Hermans, stenographer, salary 12 months.....	1,115.00
Laura Strickler, stenographer, salary 10 months.....	1,250.00
Mrs. E. A. Webster, stenographer, salary 2 + months...	264.20
Varrie V. Hunker, stenographer, salary 1 month.....	100.00
Nellie Graham, clerk, sala' 12 months.....	781.00
Bertha Purinton, clerk, salary part month.....	44.10
Truman M. Willis, bookkeeper, salary 1 month.....	75.00
C. A. Steepleton, Y. M. C. A. Sec'y., salary 7 months...	466.70

## MILITARY DEPARTMENT

H L. Mumma, commander cadets, salary 12 months....	\$ 726.00
D. A. Christopher, stenographer, salary 6 months.....	445.00

## BUSINESS OFFICE

D. M. Willis, financial sec'y., salary 12 months.....	712.50
Elizabeth Stonestreet, stenographer, salary part month..	20.00

## ATHLETIC DEPARTMENT

H. A. Stanberry, director, salary 12 months.....	3,813.37
--	----------

## LIBRARY DEPARTMENT

L. D. Arnett, librarian, salary 4 months.....	940.00
Jennie Boughner, asst. librarian, salary 4 months.....	651.66
B. E. Nickelson, asst. librarian, salary part month.....	20.00
Elizabeth Hoge, asst. librarian, salary 2 + months.....	280.00
Lallah Lovett, asst. librarian, salary part month.....	25.00
J. W. Sander, asst. librarian, salary part month.....	24.00
Thos. C. Miller, asst. librarian, salary 1 month.....	300.00
Bessie J. Reed, asst. librarian, salary 1 month.....	120.00
Wilda Montgomery, asst. librarian, salary part month...	22.50

## BUILDINGS AND GROUNDS

C. L. Brooks, Supt., salary 12 months . . . . .	\$	1,925.00
L. V. Waters, janitor, salary 5 months . . . . .		476.00
John Hornor, janitor, salary 12 months . . . . .		1,180.00
John Bayles, janitor, salary 12 months . . . . .		1,380.00
George Davis, janitor, salary 12 months . . . . .		1,276.00
Lee Forman, janitor, salary 12 months . . . . .	\$	1,276.00
H. B. Llewellyan, janitor, salary 12 months . . . . .		710.00
Lee Fulmer, janitor, salary 12 months . . . . .		1,342.00
John Holt, janitor, salary 12 months . . . . .		1,321.00
Lenna West, janitor, salary 12 months . . . . .		1,310.00
H. H. Gunter, , janitor, salary 12 months . . . . .		1,400.00
E. E. Shallcross, janitor, salary 10 months . . . . .		770.00
Isaac Kinney, janitor, salary part month . . . . .		37.50
Frank Harworth, janitor, salary 4 months . . . . .		400.00
Ellery Bayles, engineer, salary 8 months . . . . .		1,049.50
W. D. Bourne, asst. engineer, salary 5 months . . . . .		290.00
Ivan Martin, asst. engineer, salary 1 month . . . . .		103.50
D. E. Martin, asst. engineer, salary 8 months . . . . .		900.83
Harry Campbell, asst. engineer, salary 1 month . . . . .		65.16
W. D. Bourne, engineer, salary 8 months . . . . .		941.67
J. W. Hereford, engineer, salary 6 + months . . . . . a.		746.17
T. A. Loudin, watchman, salary 12 months . . . . .		1,452.00
Geo. Wells, repairman, salary 12 months . . . . .		1,452.00
W. L. Jenkins, carpenter, salary 12 months . . . . .		1,595.00
W. S. Bourne, grounds, salary 12 months . . . . .		1,466.00
J. A. Johnston, grounds, salary 12 months . . . . .		1,448.50
Amos Gilbert, grounds, salary 3 + months . . . . .		440.00
J. F. Morrow, grounds, salary 2 months . . . . .		200.00
C. N. Harman, grounds, salary 6 + months . . . . .		352.00
A. T. Karrickhoff, grounds, salary 2 months . . . . .		118.84
Error—payroll less than requisition, later refunded by bank to Experiment Station . . . . .		180.00

## SUMMER SCHOOL

M. J. Abbey, education . . . . .	\$	300.00
J. H. Gill., Engineering . . . . .		300.00
H. B. Hall, economics . . . . .		351.38
Geo. E. Jones, education . . . . .		400.00
Clara Kapps, public school subjects . . . . .		328.10
Katherine W. Kumber, home economics . . . . .		200.00
Rebecca Pollack, English . . . . .		450.00
Agatha L. Senlis, primary schools . . . . .		300.00
W. P. Shortridge, history . . . . .		335.00
Lulu E. Wright, primary schools . . . . .		300.00
Grace M. Griffin, teacher . . . . .		300.00
Carrie B. Edmondson, primary schools . . . . .		300.00

## MISCELLANEOUS COMPENSATION

W. L. Burdette . . . . .	\$	138.98
J. W. Cole . . . . .		23.50
W. H. Hornell . . . . .		83.95
R. G. Lazelle . . . . .		54.00
Isaac Kenney . . . . .		98.87
Gertrude Martin . . . . .		50.00
Beulah Posten . . . . .		17.50
Bertha Purinton . . . . .		117.00
Ellsworth Jenkins . . . . .		91.00
H. E. Cain . . . . .		59.25

Annie Cokeley.....	25.00
J. S. Hoskinson.....	20.40
Total salaries.....	\$ 425,189.11
<b>250.—Appropriation for Current Expenses of the West Virginia University.</b>	
Desks.....	\$ 1,530.90
Chairs.....	1,438.23
Tables.....	12.00
Other furniture.....	293.30
Window shades and curtains.....	132.84
Refund fees.....	253.20
Printing Atheneum.....	2,161.60
Ethel McBee, rent of house.....	15.00
E. M. Grant, rent of house.....	720.00
<b>Association Dues:</b>	
American Law Schools.....	20.00
National Housing Association.....	5.00
Western Society of Engineers.....	15.00
American Association Land Grant Colleges.....	75.00
Colleges and Secondary Schools of Southern States.....	30.00
American Historical Associations.....	18.00
National Association of Universities.....	25.00
American Society Mechanical Engineers.....	6.00
National Collegiate Athletic Association.....	25.00
American Society of Civil Engineers.....	12.00
National Educational Association.....	5.00
American Political Science Association.....	4.00
American Conference Pharmaceutical Faculties.....	50.00
American China.....	2.00
American Berkshire.....	13.75
Aberdeen-Angus.....	20.00
American Duroc-Jersey.....	10.00
American Poland China.....	20.50
American Shropshire.....	11.00
American Ayreshire.....	11.25
American Hereford Breeders.....	2.00
Standard Poland China Record Association.....	35.20
<b>Transfers:</b>	
From Medical Fees to War Training Fund.....	268.69
From Current Expense to Board of Control for Experiment Station.....	5,143.33
From Athletic to War Training Fund.....	450.00
From Smith-Lever Fees to Agricultural Extension Fund.....	918.93
From Book Store Fees to War Training Fund.....	876.96
From Students Fees to War Training Fund.....	158.01
From Music Fees to War Training Fund.....	257.11
From Students Fees to Agriculture, Hort. Fund.....	45.08
From Debating Council to Atheneum Fund.....	334.00
From Students Fees to Endowment Interest.....	787.88
<b>Miscellaneous:</b>	
Cadet uniforms.....	59.25
Cadet books.....	4,979.35
Cadet stationery.....	18.99
Library books.....	8,382.09
Text books.....	33,921.39
Model school supplies.....	30.89
Public exercise.....	869.54
A. C. Blake, compensation for injury.....	326.00
Tents.....	339.50
Bulletins.....	1,833.37
Other advertising.....	375.62



Newspapers.....	169.64
Magazines.....	986.12
Manual training tools.....	220.00
Domestic cooking material.....	686.29
Domestic cooking utensils.....	70.40
Domestic sewing supplies.....	67.82
Expense of literary contest.....	34.40
Expense of debating contest.....	555.17
Prizes and awards.....	480.91
Football traveling expenses.....	1,183.26
Baseball traveling expenses.....	120.00
Football supplies.....	5,143.28
Baseball supplies.....	163.59
Wrestling supplies.....	642.78
Mt. Lake Hotel boarding football squad.....	1,800.00
Ona Fling, boarding football squad.....	685.50
Medical attendance.....	857.00
Kisner Lumber Co., erecting seats for Wesleyan game....	1,478.29
Expenses of other football games.....	1,881.88
Other athletic expense.....	5,768.68
Laundry.....	61.71
Laundry soap.....	96.85
Toilet soap.....	24.30
Public service towels.....	278.00
Brooms.....	88.78
Mops and brushes.....	136.56
Toilet paper.....	138.50
Disinfectants.....	4.00
Other janitor supplies.....	625.21
Lumber.....	505.69
Plate glass.....	11.80
Transferring vocational students to and from farms for field and laboratory work.....	75.00
Coal.....	\$ 8,090.18
Gas.....	2,720.24
Electricity.....	3,927.81
Gasoline.....	416.65
Lubricating oil.....	90.98
Illuminating oil.....	98.28
Water.....	2,604.75
Gas supplies.....	485.26
Electric supplies.....	4,158.45
Plumbing supplies.....	3,354.48
Fire extinguishers.....	1,398.08
Roswell Page, 2nd. Auditor of Virginia, exchange of Vir- ginia Debt certificate No. 5044.....	14.86
Postage.....	1,711.18
Telephone.....	363.75
Tolls.....	925.30
Telegraph.....	210.08
Freight.....	2,225.36
Express.....	183.85
Drayage.....	356.15
Stationery.....	5,233.82
Office supplies.....	1,644.40
Mimeograph supplies.....	29.15
Typewriter supplies.....	198.06
Educational tests and scales.....	41.64
Diplomas.....	1,411.29
Invitations.....	66.04
Premium on official bond—F. B. Trotter.....	25.00
Insurance ordinance supplies.....	14.00

Engine room supplies.....	229.24
Engine room repairs.....	70.88
Tools and other supplies for engineering department.....	6,850.14
Poultry supplies.....	51.00
Dairy supplies.....	692.05
Farm tool.....	117.85
Harness and stable supplies.....	137.75
Blacksmithing.....	81.35
Auto supplies.....	597.25
Miscellaneous hardware.....	1,365.55
Paint and varnish.....	244.52
Auto truck.....	854.58
Musical instruments.....	470.00
Musical supplies.....	515.52
Laboratory equipment.....	23,617.19
Drugs and chemicals.....	4,825.24
Laboratory subjects.....	493.22
Other laboratory supplies.....	1,601.53
Supplies for medical school.....	2,053.37
Supplies for horticultural department.....	487.49
Testing for tuberculosis in cattle.....	10.00
Advanced registry testing.....	30.75
Demonstration supplies.....	19.00
Photo supplies.....	727.83
Fertilizer.....	196.75
Seeds.....	453.87
Plants.....	527.10
Boxes and baskets.....	90.25
Cattle.....	2,550.00
Horses.....	212.50
Corn.....	416.83
Oats.....	60.88
Chops or middlings.....	2,550.27
Bran.....	26.25
Wheat.....	407.00
Hay.....	105.75
Straw.....	11.46
Other feed.....	101.85
Sacks.....	4.69
Veterinary service.....	4.16
Services:	
Geo. Wells.....	\$ 52.25
Evelyn Harkins.....	167.00
Greek Sayre.....	314.20
M. F. Callahan.....	253.87
W. C. Carpenter.....	80.00
John Holt.....	103.05
Isaac Kenney.....	40.00
Bertha Purinton, clerk.....	352.60
Elizabeth Stonestreet, clerk.....	125.00
P. C. Bibbee, clerk.....	101.85
Wilda Montgomery, clerk.....	67.00
Elizabeth Hoge, clerk.....	40.00
H. E. Cain.....	177.00
John Bayles.....	70.00
Charles Smith.....	55.46
Ambrose Gallaher.....	30.25
Carl Dewitt.....	27.00
Ellsworth Jenkins.....	479.50
Martha Trotter, clerk.....	55.00
L. J. Weaver.....	124.00
J. G. Jacobs.....	320.36
Lenna West, clerk.....	90.00

Buena B. Hager, clerk.....	400.00
Geo. C. Hess.....	174.94
D. A. Christopher.....	100.00
R. S. Coffendaffer.....	87.50
A. T. Hopwood.....	87.50
E. T. Gunning.....	150.00
Sam Hillis.....	220.00
O. N. Riggs.....	597.25
M. M. McIntire, scouting.....	100.00
G. O. Griffith.....	75.00
J. Muldoon.....	80.40
Ellen Mattson.....	44.25
Lee Scott.....	56.10
Haymond Willis.....	173.00
D. C. Conner.....	54.00
Okey Ogden.....	136.00
W. S. Bourne.....	50.00
P. J. Daughenbaugh.....	30.00
Ralph Maxwell.....	32.00
Howard Wadsworth.....	64.80
E. H. Dropsky.....	42.00
Allie Federer.....	60.00
Maurine Williams.....	25.00
Sundry services, 33 persons, each receiving less than \$25.00.....	370.29
Total labor.....	\$ 6,335.42
<b>Traveling expenses:</b>	
F. B. Trotter.....	\$ 1,612.56
W. D. Click.....	166.55
D. R. Dodd.....	176.29
N. T. Frame.....	306.63
Fay Griffith.....	182.57
M. Hepworth.....	22.37
C. C. Housh.....	159.15
Hazel Horsfall.....	606.79
R. L. Mason.....	1,130.54
H. W. Prettyman.....	140.12
J. E. Romine.....	158.60
J. T. Graham.....	100.35
Earl Hudelson.....	229.99
J. H. Alley.....	35.36
F. Carl.....	49.43
W. D. Cooper.....	54.50
S. C. Gant.....	20.78
R. T. Gray.....	188.18
R. H. Halderson.....	108.06
E. S. Hibbs.....	75.16
G. Humphreys.....	169.83
S. R. Hall.....	24.13
F. G. Hall.....	18.37
A. F. Hedges.....	32.47
E. S. Kegley.....	97.52
J. D. King.....	73.70
B. P. Kocher.....	59.15
R. P. Lowe.....	36.82
M. D. Mann.....	145.87
D. W. Mather.....	54.27
I. S. Middaugh.....	63.12
R. M. Musser.....	105.30
A. G. Middleton.....	91.64
D. W. Parsons.....	18.79
B. H. Questol.....	121.00
O. J. Rife.....	32.25
W. E. Simpson.....	55.14

A. G. Springer.....	16.56
H. H. Thompson.....	84.37
E. D. Turner.....	90.21
A. Wilmouth.....	19.28
J. A. Wolfrau.....	156.60
K. Alger.....	593.18
E. L. Shaw.....	962.20
H. S. Vanderwort.....	424.65
J. E. Banks.....	175.18
G. H. Castrup.....	131.06
B. F. Creech.....	1,100.56
T. D. Gray.....	404.31
J. O. Knapp.....	160.29
W. E. McComas.....	130.78
E. J. Perry.....	1,218.65
E. R. Shannon.....	43.50
W. R. Blankenship.....	30.59
S. D. Black.....	62.76
C. R. Bibbee.....	33.87
Eva L. Blair.....	89.09
G. B. Clark.....	15.71
C. C. Caldwell.....	\$ 90.65
C. D. Degan.....	72.06
M. Ford.....	653.82
F. L. Feaster.....	29.50
R. J. Glass.....	27.66
X. B. Gibson.....	10.50
E. A. Grow.....	16.90
G. O. Hall.....	16.25
F. McGuire.....	210.86
F. M. McClung.....	30.29
E. M. Miller.....	20.15
Ida Ratslaff.....	73.41
E. T. Rannels.....	57.23
S. K. Sattes.....	38.40
F. Smyth.....	17.55
B. A. Shirey.....	52.16
J. C. Smith.....	151.05
W. B. Smith.....	84.67
M. Thompson.....	33.04
L. Waddell.....	29.50
H. S. Young.....	42.25
A. B. Compton.....	223.82
H. R. Cokeley.....	72.79
R. Buckley.....	28.15
T. Y. McGovran.....	93.70
L. O'Brien.....	23.44
M. E. Prichard.....	67.02
F. J. Reed.....	78.62
R. A. Ross.....	100.87
W. H. Roberts.....	207.20
J. H. Summers.....	40.84
C. E. Stockdale.....	24.28
P. E. Thomas.....	95.35
H. C. C. Willey.....	78.22
J. M. Callahan.....	105.42
E. C. Sherwood.....	607.17
H. C. Jones.....	77.39
G. A. Bergy.....	54.13
F. E. Clark.....	46.28
H. H. York.....	38.59
M. Eastman.....	31.75
C. L. Brooks.....	16.84

P. C. Rouzer	514.40
G. L. Harold	6.69
C. B. Ross	76.94
L. A. Rufener	22.73
H. B. Allen	451.71
E. C. H. Davis	16.45
C. R. Jones	177.62
D. D. Johnson	26.06
C. E. Hodges	106.45
Nova Guinn	6.67
P. C. Green	10.70
H. T. Gray	17.08
M. George	42.48
Rachel Colwell	194.48
Mrs. C. C. Housh	26.89
J. R. Tyson	9.85
Mrs. L. E. McClung	59.89
E. V. Parsons	15.31
Gladys Patton	51.70
Mrs. W. B. Smith	9.35
Pearl Carter	16.37
B. W. Russell	9.89
E. E. Cunningham	73.01
J. L. Coulter	37.61
C. H. Winkler	138.09
C. B. Cannaday	3.07
L. V. Cavins	122.56
W. H. Kendrick	497.04
C. F. Carrier, Jr.	39.45
E. A. Livesay	6.32
J. H. Boyd	11.70
E. M. Hunter	4.35
C. W. Mason	39.65
G. W. Goode	15.11
L. T. Tustin	22.05
Agnes Johnson	20.26
Louis Black	14.03
O. P. Chitwood	3.07
R. H. Patch	13.73
J. E. Clyde	21.61
J. M. Depue	40.00
Warren Gifford	40.00
H. C. Hurchinson	40.00
F. L. Miles	40.00
C. H. Maxwell	40.00
H. L. Crane	168.76
C. H. Hartley	363.84
H. B. Mcnier	24.08
C. P. Higby	3.07
W. C. Stokes	44.27
F. F. Shafer	209.69
Mary S. Middleton	35.04
Dee Crane	50.23
Alice Milner	36.21
L. B. Hill	93.93
B. B. Ezell	369.57
C. W. Waggoner	36.28
A. M. Reece	14.48
J. R. Trotter	12.52
Aaron Arkin	150.00
P. I. Reed	4.46
Frank Herd	60.50
C. K. Brown	263.95

Adam Crawford.....	137.02
Wm. Norris.....	113.22
H. D. Rohr.....	2.44
J. C. Shreve.....	3.44
W. J. Sturgiss.....	3.90
A. G. Springer.....	2.86
J. G. Umstaid.....	12.07
W. H. Wayt.....	1.76
C. H. Ambler.....	16.18
M. L. Bonar.....	53.92
Floyd Crim.....	15.92
Tracy O. Fling.....	21.06
J. L. Hayman.....	22.53
R. H. Caldwell.....	117.01
A. J. Dadisman.....	13.08
A. C. Callen.....	71.88
Total travel.....	\$ 22,238.11

Total.....	\$ 216,825.69
Less discount for cash.....	185.79
Less freight paid and deducted.....	3.14
Net Total.....	\$ 216,636.76

Wherever a part of the same class of expenditure is paid out of "State Fund, General Revenue," and a part out of "State Fund, Special Revenue," the total amount is included in above General Revenue classification.

Amount of above paid out of General Revenue.....	\$ 80,465.40
Amount of above paid out of Special Revenue.....	136,171.36
Total.....	\$ 216,636.76

The above traveling expenses of Dr. F. B. Trotter were incurred as follows:

Dec. 30-31, 1919, Charleston.....	\$ 36.14
Jan. 16, 1920, Martinsburg.....	24.72
Feb. 9, 1920, Fairmont.....	7.17
Feb. 13, 1920, Elkins.....	13.50
Feb. 18, 1920, Charleston.....	43.48
Feb. 23, 1920, meeting State Board of Education, Charleston.....	38.17
Mar. 3, 1920, Charleston.....	33.58
Mar 18, 1920, Mannington to Cameron, Moundsville, Benwood.....	17.74
Mar 28-Apr. 2, 1920, High schools on N. & W. R. R.....	63.46
Apr. 6, 1920, Elkins.....	25.61
Apr. 19, 1920, Sutton, Parkersburg, Williamstown, Wheeling.....	56.75
Washington (no date given).....	32.66
May 27, 1920, meeting Geological Survey and Board of Control.....	39.25
June 7, 1920, Buckhannon.....	10.68
June 23, 1920, Charleston.....	\$ 62.97
July 3, 1920, Reymann Farms.....	41.57
July 27, 1920, Wheeling.....	31.34
Wheeling, (no date given).....	28.01
Aug. 14, 1920, Charleston.....	44.05
Aug. 27, 1920, Wheeling.....	12.25
Aug. 31, 1920, Clarksburg.....	20.79
Oct. 13-16, 1920, Ann Arbor, Mich.....	56.77
Oct. 20-25, 1920, Springfield, Mass.....	88.25
Nov. 3-6, 1920, Charleston.....	44.99
Nov. 10-11, 1920, Reymann Farms.....	39.77

Nov. 16-17, 1920, Clarksburg, Grafton.....	10.68
Nov. 29, 1920, Kingwood.....	3.14
Dec. 2, 1920, Charleston.....	45.24
Dec. 10, 1920, Logan, Ceredo and Kenova.....	45.83
Dec. 16-22, 1920, Martinsburg, Charleston, Ronceverte.....	77.42
Dec. 30-31, 1920, Wheeling.....	18.39
Jan. 12, 1921, Charleston.....	38.78
Jan. 18, 1921, Charleston.....	75.49
Feb. 4, 1921, Fairmont.....	4.16
Feb. 18, 1921, Fairmont.....	1.88
Feb. 26, 1921, Buckhannon.....	10.09
Mar. 3, 1921, Charleston.....	30.98
Mar. 5, 1921, Chicago.....	67.46
Mar. 25, 1921, Charleston, Maggie.....	71.09
Apr. 5, 1921, Charleston.....	41.95
Apr. 11-17, 1921, Charleston.....	49.64
Apr. 19-May 2, 1921, Charleston, Ronceverte.....	106.69
Total.....	\$ 1,612.56

251.—*Appropriation for Agriculture, Horticulture and Home Economics, Extension Work of the West Virginia University.*

Nat T. Frame, director, salary 12 months.....	1,408.26
C. H. Hartley, asst. director, salary 11 months.....	1,757.50
B. B. Ezell, asst. director, salary 11 months.....	1,757.50
W. H. Kendrick, asst. director, salary 11 months.....	1,237.50
Marion Hapworth, asst. director, salary 1 + month.....	286.74
H. S. Vandervort, asst. director, salary 11 months.....	1,757.50
D. M. Willis, financial Sec'y., salary 8 months.....	587.50
Marjorie Newman, salary 11 months.....	1,105.00
Stella South, salary 1 month.....	75.50
Vernice Van Horne, salary 1 month.....	98.33
Elsie Erd, salary 1 + months.....	151.00
Daisy Godlove, salary 1 + months.....	131.00
Mary Tomlinson, salary 1 month.....	85.00
Adda Moore, salary 1 month.....	127.00
Joanna Dye, salary 1 month.....	66.00
Anne Aldridge, salary 1 + months.....	129.00
Anne Davis, salary 1 month.....	90.00
Ether Ross, salary 7 + months.....	727.50
Beatrice Snyder, salary 3 months.....	255.00
Mrs. R. W. Cox, salary 7 months.....	195.00
Nellie Boyles, salary 1 month.....	54.00
Mrs. Rachel Cox, salary 1 month.....	33.25
Sarah Peterson, salary 1 month.....	111.50
May Wade, salary 1 month.....	45.00
Jeannette Weil, salary 1 month.....	150.00
Eula Fankhauser, salary 1 month.....	120.00
P. R. Runner, salary 10 + months.....	974.00
Mrs. Bertha Shaw, salary 4 months.....	270.00
Ganel Protzman, salary 11 months.....	917.00
<b>Bookkeepers:</b>	
E. O. Tabb, salary 1 month.....	75.00
Buena Hager, salary 1 month.....	270.00
C. E. Stockdale, editor, salary 1 month.....	170.00
<b>Rural Organization:</b>	
H. B. Allen, salary 1 month.....	100.00
A. J. Dadisman, salary 1 month.....	130.00
J. B. McLaughlin, salary 6 months.....	1,238.89
P. C. Rouzer, salary 1 month.....	245.00
C. H. Winkler, salary 1 month.....	150.00
J. D. French salary 1 month.....	85.00

<b>Home Demonstration:</b>	
Kathryn Alger, salary 5 + months.....	737.37
Hazel Horsfall, salary 6 months.....	1,049.98
Sadie R. Guseman, salary 1 month.....	180.00
Ada Compton, salary 4 + months.....	230.00
Rachel Colwell, salary 1 month.....	220.00
<b>Animal Industry:</b>	
B. F. Creech, salary 1 + month.....	286.66
E. A. Livesay, salary part month.....	30.00
<b>Horticulture:</b>	
H. W. Prettyman, salary 1 + months.....	311.74
J. K. Shaw, salary 1 month.....	60.00
<b>Club Agents:</b>	
Anise Wilmouth, salary 4 + months.....	\$ 203.33
J. E. Banks, salary 1 month.....	25.00
H. D. Burke, salary 2 months.....	100.00
O. E. Campe, salary 1 month.....	120.00
Frank Donaldson, salary 1 month.....	40.00
D. R. Erwin, salary 1 month.....	10.00
G. W. Goode, salary 4 months.....	70.00
Milo Henry, salary 1 month.....	60.00
C. R. Ingram, salary 1 month.....	20.00
Eleanor Kittle, salary 1 month.....	15.00
Steve Morton, salary 1 month.....	125.00
Florence McClung, salary 2 + months.....	157.50
B. A. Shirey, salary 4 months.....	190.00
Ray Taylor, salary 1 month.....	65.00
J. R. Tyson, salary 1 month.....	25.00
L. G. Thrash, salary 1 month.....	40.00
A. L. Cline, salary 6 months.....	390.00
W. H. Dawson, salary 5 months.....	150.00
C. A. Hatfield, salary 5 months.....	75.00
L. L. Lycan, salary 3 + months.....	35.00
Mrs. W. B. Smith, salary 4 months.....	160.00
J. G. Auville, salary 3 months.....	45.00
Lila Kiddy, salary 1 + months.....	66.66
Roy Taylor, salary 1 + months.....	175.00
Gladys Scrannage, salary 1 month.....	30.00
<b>County Agents:</b>	
J. M. Alley, salary 1 month.....	\$ 75.00
W. D. Click, salary 1 month.....	83.37
H. R. Cokeley, salary 1 month.....	50.00
D. W. Mather, salary 1 month.....	50.00
J. E. Romine, salary 1 month.....	43.75
R. A. Rose, salary 1 month.....	75.00
E. R. Shannon, salary 1 month.....	100.00
H. H. Thompson, salary 1 month.....	25.00
E. D. Turner, salary 1 month.....	41.74
H. C. Willey, salary 11 months.....	1,116.66
C. W. Mason, salary 1 month.....	116.66
<b>Cow Testers:</b>	
L. W. Frame, salary 1 month.....	75.00
C. B. Wiberg, salary 1 month.....	25.00
H. L. Wintermeyer, salary 11 months.....	275.00
Jesse Coffman, salary 10 months.....	250.00
Clarence Smith, salary 9 months.....	225.00
L. G. Evans, salary 3 months.....	75.00
<b>Institute Instructors:</b>	
Pearl Dorsey, salary 2 months.....	270.00
R. B. Dustman, salary 1 month.....	100.00
J. B. Huyett, salary 2 months.....	120.00
Mrs. W. L. Munchmeyer, salary 2 months.....	106.66
H. L. Smith, salary 2 months.....	120.00



Della Thompson, salary 2 months.....	360.00
Nellie Woods, salary 3 + months.....	377.50
F. W. Stemple, salary 1 month.....	60.00
<b>Camp Instructors:</b>	
A. G. Arnold, salary 1 + months.....	266.67
C. R. Bibber, salary 1 + months.....	205.00
Xanna Gibson, salary 1 + months.....	110.42
C. H. Ambler, special teacher, salary 1 + month.....	324.99
Dee Crane, potato specialist, salary 11 months.....	2,163.30
D. R. Dodd, agronomy, salary 1 + month.....	290.00
R. B. Johnston, news specialist, salary 12 months.....	1,513.76
E. J. Perry, dairy, salary 12 months.....	2,451.63
E. L. Shaw, sheep specialist, salary 12 months.....	1,080.00
E. L. Andrews, poultry, salary 1 month.....	30.00
E. L. Anthony, dairy, salary 1 month.....	30.00
H. O. Henderson, dairy, salary 1 month.....	83.33
C. A. Lueder, animal diseases, salary 12 months.....	1,890.00
R. L. Mason, poultry, salary 12 months.....	2,558.37
W. D. Zinn, special instructor, salary 4 + months.....	660.00
E. C. Sherwood, plant diseases, salary 6 months.....	1,083.29
Mrs. E. Shallcross, janitress, salary 1 month.....	77.00
Herbert Lowe, janitor, salary 8 months.....	800.00
Sundry salary, 45 persons, each receiving less than \$25.00	672.50
Total salaries.....	\$ 43,171.64
Chairs.....	37.00
Refund to Smith-Lever Fund.....	107.49
Expenses of Farmer's Institute.....	428.50
Demonstration supplies.....	499.87
Veterinary service.....	\$ 5.61
Library.....	2.70
Public exercise.....	516.00
Bulletins.....	1,925.34
Other advertising.....	306.38
Newspapers.....	27.25
Magazines.....	28.90
Transfer to Smith-Lever Fund.....	2,103.49
Electric supplies.....	63.40
Postage.....	461.24
Telephone.....	104.42
Tolls.....	444.70
Telegraph.....	68.48
Freight.....	170.25
Express.....	24.97
Drayage.....	139.43
Stationery.....	2,234.38
Office supplies.....	697.41
Mimeograph supplies.....	65.65
Typewriter supplies.....	117.63
Addressograph supplies.....	156.45
Poultry supplies.....	24.00
Dairy supplies.....	16.46
Auto supplies.....	2.80
Miscellaneous hardware.....	224.69
Trunks.....	60.75
Paint and varnish.....	16.45
Drugs and chemicals.....	10.00
Photo supplies.....	415.58
<b>Labor:</b>	
W. Erd.....	\$ 37.98
A. G. Arnold.....	33.33
Della Thompson.....	25.00
Mrs. D. E. Busch.....	36.30
T. F. Dolan.....	39.50

Sundry labor, 19 persons each receiving less than \$25.00.	190.50
Total labor.....	\$ 362.61
Traveling expenses:	
H. R. Cokeley.....	132.66
M. Eastman.....	62.23
B. B. Ezell.....	584.83
Ida Ratslaff.....	31.03
S. B. Moore.....	90.81
G. W. Grow.....	29.50
R. H. Colwell.....	94.64
Pearl Dorsey.....	250.89
W. Woods.....	11.05
D. Crane.....	820.80
M. Ford.....	32.26
B. P. Kocher.....	15.45
S. E. McClung.....	14.64
I. S. Middaugh.....	4.00
A. G. Middleton.....	25.90
E. D. Turner.....	51.80
H. C. Kelley.....	58.29
C. C. Caldwell.....	77.04
W. D. Cooper.....	106.83
C. H. Hartley.....	\$ 428.61
E. G. Hibbs.....	61.63
F. McGuire.....	51.30
W. S. Munchmeyer.....	18.29
D. R. Dodd.....	745.27
R. B. Johnston.....	230.44
W. H. Kendrick.....	575.71
M. Hepworth.....	1,205.30
N. T. Frame.....	814.31
C. R. Bibbee.....	224.03
A. J. Dadisman.....	165.24
E. A. Grow.....	199.73
X. B. Gibson.....	164.15
G. O. Hall.....	209.97
C. A. Lueder.....	735.97
E. M. Miller.....	172.33
S. B. Moore.....	63.02
M. Thompson.....	181.50
W. D. Zinn.....	438.85
Della Thompson.....	381.45
R. M. Salter.....	36.23
H. S. Vandervort.....	548.94
A. G. Arnold.....	287.47
T. D. Gray.....	304.87
B. O. Queen.....	134.40
P. C. Rouzer.....	35.67
S. J. Ross.....	14.25
S. Scrannage.....	9.67
N. Woods.....	296.79
E. L. Andrews.....	\$ 198.26
R. B. Dustman.....	66.67
E. A. Livesay.....	63.49
H. L. Smith.....	84.07
Adele Bigelow.....	5.95
J. B. Huyett.....	110.44
H. W. Prettyman.....	45.41
J. N. Deahl.....	27.66
R. H. Patch.....	43.40
R. J. Garber.....	60.14
E. E. Heidt.....	27.00
Mrs. W. L. Munchmeyer.....	70.54

Hazel Horsfall.....	5.70
F. W. Stemple.....	59.12
Buena B. Hager.....	15.00
Ada B. Compton.....	21.89
R. M. Musser.....	41.99
R. A. Ross.....	50.22
Mrs. W. B. Smith.....	8.23
Polly E. Thomas.....	18.51
Rachel W. Cox.....	19.60
F. G. Hall.....	67.81
J. A. Wolfrau.....	162.17
C. W. Mason.....	29.99
J. E. Romine.....	24.02
E. T. Rannells.....	20.00
E. L. Anthony.....	17.73
A. F. Lever.....	10.00
J. H. Gourley.....	16.13
E. M. Hunter.....	44.38
H. G. Sturm.....	7.27
Eleanor R. Maclay.....	20.72
T. Y. McGovran.....	59.67
Mary S. Middleton.....	52.92
W. H. Roberts.....	24.74
J. C. Smith.....	9.48
J. D. King.....	10.86
J. E. Banks.....	52.40
Eva L. Blair.....	33.64
J. W. Smith.....	20.96
Marjorie D. Mann.....	62.04
Fay Griffith.....	58.43
J. D. French.....	70.30
J. O. Knapp.....	12.06
Total traveling expense.....	\$ 13,161.05
Total.....	\$ 68,422.97
Less discount for cash.....	2.20
Net Total or amount expended.....	\$ 68,420.77

252.—*Appropriation for Repairs and Improvements, West Virginia University.*

Stuart, McMunn & Co., plumbing and heating contract..	305.54
A. Zeck & Sons, plumbing contract.....	1,296.44
Plumbing and supplies.....	552.68
Geo. W. Ice, contract, steps and walks, Woman's Hall...	10,540.00
R. R. Kitchen & Co., on contract, Agricultural Building.	43.52
Geo. C. Hess, contract, concrete work.....	3,485.10
R. R. Price, estimating damages by fire to Science Hall..	2.00
Morgantown Brick Co., brick.....	91.20
Geo. E. Wells, hauling.....	49.00
E. R. Baker:	
Building material.....	670.96
Labor.....	676.00
Commission.....	134.69
Kiger & Snyder, repairing plaster.....	90.60
City of Morgantown, paving street.....	1,889.05
St. Paul Stone Quarries, stone for Woman's Hall.....	1,193.69
J. G. Jacobs:	
Labor.....	4,787.91
Team work.....	1,960.83
Commission.....	580.11
Harris A. Reynold, landscape architect.....	110.00
Mayer & Forman, lumber.....	1,399.22
Brick.....	169.40

Lumber.....	106.58
Plumbing supplies.....	288.09
Engine and boiler room supplies.....	187.51
Window-glass and frames.....	34.50
Wall-paper.....	73.50
Cement.....	124.95
Sand and gravel.....	5.00
Miscellaneous hardware.....	99.12
L. J. Weaver, labor.....	563.00
O. N. Riggs, labor.....	160.00
Transfer to State Board of Control for Experiment Station, Farm Buildings and Improvement Fund.....	1,171.40
Total.....	\$ 32,841.59

Wherever a part of the same class of expenditure is paid out of "State Fund, General Revenue," and a part out of "State Fund, Special Revenue," the total amount is included in above General Revenue classification.

Amount of above paid out of General Revenue.....	\$ 25,000.00
Amount of above paid out of Special Revenue.....	7,841.59
Total.....	\$ 32,841.59

253.—*Appropriation for Mining Extension Work of the West Virginia University.*

C. R. Jones, dean, salary 7 months.....	\$ 587.50
Mary Conoway, secretary, salary 7 months.....	385.33
Teachers:	
B. T. Leland, salary 2 months.....	213.33
H. E. Grays alary 7 + month3.....	1,631.66
A. C. Callen, salary 8 months.....	1,605.20
Chas. K. Brown, salary 6 months.....	1,410.00
Adam Crawford, salary 6 months.....	1,050.00
Wm. Norris, Jr., salary 6 months.....	1,050.00
C. B. Brown, salary 2 + months.....	520.00
J. F. Mathias, student asst., salary 1 month.....	15.00
Total salaries.....	\$ 8,468.02
Supplies for college of engineering.....	391.24
Office supplies.....	59.63
Photo supplies.....	8.82
Bulletins.....	98.75
Traveling expenses:	
Wm. Norris, Jr.....	297.66
H. E. Gray.....	301.27
J. A. Graft.....	62.51
A. C. Callen.....	280.80
Chas. K. Brown.....	289.94
Adam Crawford.....	285.72
Total.....	\$ 10,544.36

254.—*Appropriation for Athletic Board, West Virginia University.*

J. G. Jacobs, excavating and grading.....	\$ 543.40
Expense of high school track meet.....	1,409.43
Baseball supplies.....	975.00
H. L. Mumma, coaching tennis team.....	100.00
N. J. Cartmell, assistant football coach.....	410.12
F. H. Stadsvold, assistant football coach.....	600.00
Henry Bennett, stenographer.....	60.00
Football traveling expense.....	264.68
Photo supplies.....	44.28
Plumbing supplies.....	189.58
Advertising.....	53.25
Laundry.....	109.91

Freight.....	1.83
Miscellaneous hardware.....	99.52
John Bayles, labor.....	20.00
Other athletic expense.....	119.00
<b>Total.....</b>	<b>\$ 5,000.00</b>
<b>255.—Appropriation for Law Building, West Virginia University.</b>	
Advertising.....	\$ 291.54
C. W. Bates, architect, plans and specifications.....	1,500.00
<b>Total.....</b>	<b>\$ 1,791.54</b>
<b>256.—Appropriation to Pay for the I. C. White property for the West Virginia University.</b>	
Part payment on purchase price.....	\$ 65,000.00
<b>Recapitulation—General Revenue Expenditures:</b>	
Salaries of officers, teachers and employees.....	\$ 425,189.11
Current expense.....	80,465.40
Agriculture, horticulture and home economics work.....	68,420.77
Mining extension.....	10,544.36
Athletic board.....	5,000.00
Repairs and improvements.....	25,000.00
Buildings and lands (Law Building).....	1,791.54
I. C. White property.....	65,000.00
<b>Grand Total—West Virginia University.....</b>	<b>\$ 681,411.18</b>

**WEST VIRGINIA AGRICULTURAL EXPERIMENT STATION.**

<b>257.—Appropriation for Current General Expenses of the West Virginia Agricultural Experiment Station.</b>	
<b>Salaries of officers, teachers and employees:</b>	
J. L. Coulter, director, salary 12 months.....	\$ 3,006.63
J. C. Johnston, secretary, salary 12 months.....	1,475.00
<b>Stenographers:</b>	
Pearl Cavalier, salary 12 months.....	77.00
Alice Seamon, salary 12 months.....	1,184.50
May Wade, salary 12 months.....	550.00
Dorothy Sayre, salary 12 months.....	1,251.00
Lynda Shriver, salary 3 months.....	42.50
Truman Willis, bookkeeper, salary 8 months.....	337.50
Buena B. Hager, bookkeeper, salary 3 part months.....	326.25
D. M. Willis, financial secretary, salary 10 months.....	837.50
Vivian Reynolds, librarian, salary 8 months.....	480.00
<b>Instructors:</b>	
E. L. Andrews, salary 12 months.....	1,324.94
A. B. Carroll, salary 12 months.....	908.33
Ernest Angelo, salary 12 months.....	1,340.00
E. L. Anthony, salary 12 months.....	1,986.72
A. Berg, salary 12 months.....	2,530.00
I. S. Cook, salary 10 months.....	1,140.00
H. L. Crane, salary 12 months.....	1,421.63
A. J. Dadisman, salary 12 months.....	1,762.61
N. J. Giddings, salary 12 months.....	4,161.74
H. O. Henderson, salary 12 months.....	1,424.96
B. H. Hite, salary 12 months.....	2,951.74
Horace Atwood, salary 12 months.....	2,823.26
H. A. Jones, salary 3 months.....	403.44
C. A. Lueder, salary 1 + month.....	255.00
E. A. Livesay, salary 12 months.....	1,611.38
A. B. Mills, salary 12 months.....	1,565.50

R. H. Patch, salary 12 months.....	1,484.07
L. M. Peairs, salary 12 months.....	\$ 1,686.00
W. E. Rumsey, salary 12 months.....	2,189.90
R. E. Stephenson, salary 6 months.....	1,030.00
C. E. Stockdale, salary 9 months.....	782.60
L. F. Sutton, salary 12 months.....	2,878.37
C. V. Wilson, salary 12 months.....	1,600.87
C. E. Weakley, salary 12 months.....	2,750.00
J. K. Shaw, salary 1 + month.....	175.00
H. E. Knowlton, salary 12 months.....	1,595.07
R. M. Salter, salary 12 months.....	1,168.52
T. E. McIvaine, salary 12 months.....	1,365.00
J. H. Shaffer, salary 4 + months.....	781.14
D. A. Davis, salary 12 part months.....	188.93
G. O. Hall, salary 3 part months.....	96.52
R. E. Allen, salary 6 months.....	427.38
E. W. Sheets, salary 2 months.....	500.00
R. P. Bledsoe, salary 6 months.....	725.00
M. F. Morgan, salary 10 months.....	1,399.96
M. E. Phillips, salary 1 month.....	343.33
W. E. Buckley, salary 3 part months.....	188.00
H. W. Richey, salary 3 months.....	233.33
R. H. Tuckwiller, salary 1 month.....	300.00
T. D. Gray, salary; 3 months.....	347.20
A. T. Karrickhoff, salary 1 month.....	80.00
James Boice, salary 1 month.....	95.00
Dallas Wolf, salary 1 month.....	47.70
Alonzo Quenzel, salary 1 month.....	40.00
J. B. Dixon, salary 1 month.....	80.00
F. N. Gooding, salary 1 + month.....	223.25.
T. E. Odland, salary 2 months.....	\$ 100.00
J. B. Dixon, salary 1 month.....	80.00
W. B. Shirley, salary 1 month.....	27.00
Geo. L. Atwood, salary 2 months.....	332.15
Tom Hammond, salary 2 part months.....	27.00
Bruce Davis, salary 2 part months.....	161.61
Dorothy Andrews, salary 1 month.....	101.60
F. W. Stemple, salary 1 month.....	125.00
Ordway Smith, salary 5 part months.....	98.88
A. P. Dye, salary 2 part months.....	31.00
Hodges Smith, salary 2 part months.....	31.12
R. J. Garber, salary 12 months.....	1,424.97
J. B. Gourley, salary 9 months.....	1,447.65
G. T. Nightingale, salary 4 months.....	575.00
Helen Hillner, salary 4 months.....	428.57
Al. Davis, salary 2 months.....	538.50
Henry Davis, salary 2 months.....	109.65
R. C. McDonald, salary 1 month.....	29.15
L. C. Furbee, salary 1 month.....	27.00
Warren Gifford, salary 2 months.....	123.00
L. W. Frame, salary 2 part months.....	67.80
D. W. McFarland, salary 2 months.....	291.00
G. C. Adams, salary 2 months.....	230.63
Charlie Dye, salary 2 months.....	166.33
E. C. Sherwood, salary 2 months.....	583.27
K. C. Westover, salary 2 months.....	333.28
Jacob Lantz, salary 3 months.....	261.83
Willis Phillips, salary 2 months.....	385.00
A. C. Nicholas, salary 1 month.....	210.00
C. R. Bibbee, salary 2 part months.....	65.00
R. R. Swihart, salary 1 month.....	109.50
Mrs. W. F. Lupton, salary 4 months.....	\$ 30.00
A. J. Leach, salary 3 months.....	300.00

F. W. Craig, salary 4 part months.....	45.40
John Glover, salary 3 part months.....	28.40
C. S. Price, salary 5 part months.....	78.20
P. P. Pharr, salary 1 month.....	41.00
O. C. Dolly, salary 1 month.....	28.35
Robt. Pell, salary 2 months.....	45.00
S. L. Mason, salary 1 month.....	44.75
Philip Beck, salary 1 month.....	38.08
M. Bilchovick, salary 1 month.....	43.80
G. T. Stevens, salary 6 part months.....	114.80
Ernest Higgs, salary 4 part months.....	40.40
H. C. Bailey, salary 2 months.....	64.00
F. L. Bachman, salary 2 + months.....	246.00
H. C. Goff, salary 1 month.....	49.00
D. I. Law, salary 1 month.....	86.30
Dale McClure, salary 2 months.....	289.00
E. C. Keplinger, salary 1 month.....	28.00
Pete Shehl, salary 1 month.....	212.50
C. Brown, salary 1 month.....	35.67
T. R. McDonald, salary 2 part months.....	26.80
E. A. Grow, salary 1 month.....	35.80
Earl Davis, salary 1 month.....	49.20
Leslie Longanecker, salary 2 months.....	205.85
Wayne McClure, salary 1 month.....	85.00
L. L. Wilson, salary 1 month.....	340.00
D. J. Conley, salary 1 month.....	425.00
Chas. Anderson, salary 1 month.....	28.40
G. L. Miller, salary 1 month.....	69.00
H. C. Darlington, salary 1 month.....	57.93
<b>Labor:</b>	
Harvey Heishman, salary 1 month.....	\$ 36.25
Polevia Heltzell, salary 1 month.....	75.00
Sanford Combs, salary 6 months.....	479.00
B. F. Baker, salary 1 month.....	45.00
U. T. Shoemaker, salary 1 month.....	48.00
Ralph Leheigh, salary 4 months.....	222.35
H. F. Baker, salary 4 months.....	235.00
John Lehigh, salary 2 months.....	146.25
Spurgeon Bagwell, salary 1 month.....	39.90
Ada Dillinger, salary 2 part months.....	34.00
Paul Brown, salary 3 part months.....	55.60
Elijah Rudolph, salary 2 months.....	98.32
Jos. Deitz, salary 2 part months.....	64.50
James Deitz, salary 2 part months.....	67.50
Joe Thomas, salary 3 part months.....	42.45
S. Frankhouser, salary 3 part months.....	85.53
Austin Weatherford, salary 3 part months.....	26.50
Howard Smith, salary 3 months.....	205.00
J. T. Barthlow, salary 2 part months.....	37.50
B. F. Baker, salary 1 month.....	50.00
B. L. Wade, salary 3 part months.....	101.00
H. C. Darlington, salary 1 month.....	148.13
Wm. Frankhouser, salary 1 month.....	126.80
T. E. N. Steele, salary 1 month.....	38.80
Wayne McClure, salary 1 month.....	42.50
J. S. Bobbitt, salary 1 month.....	28.80
Sundry salaries 126 persons each receiving less than \$25.00.....	1134.63
<b>Reymann Farm Employees:</b>	
Wm. Kittle, salary 1 month.....	\$ 43.30
Chas. Rudy, salary 1 month.....	45.00
J. W. Miley, salary 1 month.....	24.00
Ed. Cartwright, salary 5 months.....	550.00
Geo. Reynolds, salary 10 months.....	750.00

Feo. Funk, salary 5 months . . . . .	300.00
Angus Jenkins, salary 12 months . . . . .	903.00
R. Rodeffer, salary 5 months . . . . .	105.00
Clarence Heltzell, salary 10 months . . . . .	648.00
Lena Heishman, salary 10 months . . . . .	305.00
H. Heishman, salary 1 + month . . . . .	62 50
Sam Sager, salary 2 months . . . . .	103.50
John Lehigh, salary 4 months . . . . .	220.25
Raymond Garrett, salary 9 months . . . . .	491.87
Floyd Garrett, salary 8 months . . . . .	489.00
Ray Heishman, salary 4 months . . . . .	180.58
Madge Heishman, salary 9 months . . . . .	437.50
Edgar Heltzel, salary 2 months . . . . .	130.50
O. Funk, salary 1 month . . . . .	60.75
Robt. Garrett, salary 3 months . . . . .	177.00
Total salaries . . . . .	\$ 83,976.45
Less refund on account of overpayment to bank . . . . .	190.00
Net total salaries . . . . .	\$ 83,786.45
Tables . . . . .	\$ 49.50
Carpets and rugs . . . . .	5.00
Feed for chickens . . . . .	835.66
Eggs for hatching . . . . .	168.00
Brooders . . . . .	87.92
Chick boxes . . . . .	385
Leg bands . . . . .	13.28
Other poultry supplies . . . . .	205.97
Ayreshire Breeders Association dues . . . . .	12.00
Dairy testing . . . . .	54.48
Advanced registry testing . . . . .	693.89
Serum . . . . .	14.48
Supplies for dairy department . . . . .	3,811.64
Milk for creamery . . . . .	6,412.32
Milk and supplies for cheese factory . . . . .	2,564.99
Premium—insurance on cheese . . . . .	111.06
Groceries for Reymann Farm . . . . .	816.63
Supplies for plant department . . . . .	87.19
Demonstration supplies . . . . .	669.21
E. A. Tuckwiller, keeping cattle for experimental purposes . . . . .	600.00
J. L. Johnson, rent of house . . . . .	230.00
A. L. Heishman, rent of pasture . . . . .	200.00
Library books . . . . .	508.59
Bulletins . . . . .	5,632.24
Magazines . . . . .	149.70
Laundry . . . . .	23.40
Janitor supplies . . . . .	9.41
Coal . . . . .	48.00
Gas . . . . .	333.70
Electricity . . . . .	338.61
Gasoline . . . . .	234.24
Lubricating oil . . . . .	244.35
Illuminating oil . . . . .	333.52
Water . . . . .	484.37
Electric supplies . . . . .	355.41
Plumbing supplies . . . . .	316.49
Fire extinguishers . . . . .	182.70
F. B. Trotter, advance allowance . . . . .	1,000.00
Postage . . . . .	409.60
Telephone . . . . .	328.52
Tolls . . . . .	389.18
Telegraph . . . . .	4.50



Freight.....	960.78
Express.....	433.83
Drayage and hauling.....	515.51
Stationery.....	852.22
Office supplies.....	611.97
Engine room supplies.....	71.39
Wagons.....	417.63
Farm machinery.....	607.19
Farm tools.....	417.74
Harness and stable supplies.....	75.45
Blacksmithing.....	274.99
Auto supplies and repairs.....	637.21
Miscellaneous hardware.....	805.70
Paint, oil and varnish.....	4.00
Transfer to Farm Buildings and Improvement.....	301.96
Laboratory equipment.....	\$ 780.63
Drugs and chemicals.....	395.70
Other laboratory supplies.....	73.63
Supplies for horticultural department.....	420.35
Boxes and baskets.....	187.85
Fertilizer.....	1,546.83
Seeds.....	346.61
Plants.....	10.20
Photo supplies.....	82.74
Cattle.....	3,250.00
Horses.....	212.50
Hogs.....	340.00
Corn.....	2,089.53
Oats.....	2,709.79
Chops or middlings.....	459.39
Straw.....	130.80
Bran.....	317.90
Other feed.....	1,047.79
Sacks.....	108.65
Threshing wheat.....	36.60
Plowing.....	401.74
Horse hire.....	57.85
Labor:	
Ivan Rinard.....	67.50
Raymond Stewart.....	74.25
John Lehigh.....	45.45
L. C. Alexander.....	36.61
Branson Snider.....	25.50
Ernest Harst.....	28.00
Nellie Heishman.....	124.50
Watson Riley.....	42.38
Ada Dillinger.....	40.00
A. L. Heishman.....	37.50
Chas. Smith.....	31.48
James Deitz.....	27.68
Wm. Frankhouser.....	60.00
D. A. Anderson.....	70.00
Sundry labor, 28 persons each receiving less than \$25.00.....	327.25
Total labor.....	\$ 1,038.10
Traveling expense:	
J. L. Coulter.....	744.84
A. J. Dadisman.....	84.56
W. E. Rumsey.....	145.18
L. C. Alexander.....	15.90
F. C. McIlvaine.....	112.35
F. L. Frazier.....	208.10
N. J. Giddings.....	346.51
A. Berg.....	257.48

A. L. Heishman .....	12.75
Laura B. Moore .....	65.00
L. F. Sutton .....	63.81
E. L. Anthony .....	107.31
M. F. Morgan .....	45.29
E. A. Livesay .....	130.10
L. M. Peairs .....	85.00
R. E. Stephenson .....	173.92
R. J. Garber .....	38.47
E. C. Sherwood .....	32.53
Chas. V. Wilson .....	123.34
A. L. Calvert .....	46.42
H. L. Crane .....	61.15
H. O. Henderson .....	88.87
J. H. Gourley .....	56.63
T. D. Gray .....	46.54
G. T. Nightingale .....	48.52
H. E. Knowlton .....	40.16
D. W. McFarland .....	43.88
R. M. Salter .....	19.58
J. H. Shaffer .....	54.06
Total traveling expense .....	\$ 3,298.25
<hr/>	
Total .....	\$ 139,091.05
Less discount for cash .....	13.59
Net Total or amount expended .....	\$ 139,077.46

Wherever a part of the same class of expenditure is paid out of "State Fund, General Revenue," and a part out of "State Fund, Special Revenue," the total amount is included in the above General Revenue classification.

Amount of above paid out of General Revenue .....	\$ 71,439.99
Amount of above paid out of Special Revenue .....	67,637.47
<hr/>	
Total .....	\$ 139,077.46

258.—*Appropriation for Farm Buildings and Improvement.*

Geo. C. Hess on contract:	
Foundation and floor for horse barn .....	\$ 1,257.00
Foundation and floor for hog barn .....	1,450.00
Other material for barns .....	40.08
Labor .....	436.49
Electric Equipment Co:	
Delco plant .....	1,650.00
Deep well pump .....	446.00
Tank complete .....	127.00
St. Paul Stone Quarries, stone .....	1,171.40
O. S. Tennant, contract roofing .....	701.25
Geo. M. Breakiron, moving corn crib .....	154.75
Glass for skylights .....	20.00
Lime and cement .....	210.30
Paint, oil and varnish .....	156.64
Sand and gravel .....	283.94
Roofing .....	680.44
Plumbing supplies .....	806.82
Electric supplies .....	404.98
Lumber .....	6,093.88
Freight .....	426.24
Drayage .....	273.70
Windows .....	137.50
Heating apparatus .....	136.60
Incubator .....	408.00
Other poultry supplies .....	130.63
Dairy supplies .....	133.19

Hog house.....	797.28
Barn equipment.....	271.75
Miscellaneous hardware.....	386.19
<b>Labor:</b>	
S. Frankhouser.....	\$ 247.62
Wm. Frankhouser.....	850.00
B. C. Connor.....	50.00
Wm. Fuller.....	170.00
R. R. Swihart.....	317.10
Wade Wilson.....	158.50
Harry Joseph.....	105.00
Harlie Warman.....	273.85
A. E. Hall.....	780.69
N. Bollinger.....	622.50
A. M. Rice.....	631.62
Wm. Boyd.....	1,041.19
J. H. Connor.....	377.00
A. B. Hartman.....	627.69
A. J. Garrett.....	1,076.69
D. A. Anderson.....	1,467.15
S. E. Howell.....	90.90
C. B. Howell.....	294.75
Harry Barthlow.....	246.40
Robt. Howell.....	179.60
C. W. Swann.....	26.40
D. M. Riley.....	39.00
J. H. Aaron.....	66.00
W. J. Ridgeway.....	30.00
Herbert Warman.....	\$ 26.95
O. C. Dolly.....	49.50
D. A. Brown.....	40.40
Albert Mills.....	62.25
Alex Zeck.....	158.25
R. E. Allen.....	158.49
A. T. Karrickhoff.....	80.00
James Brice.....	95.00
Dallas Wolf.....	80.00
Howard Kelley.....	69.24
Russell Martin.....	45.00
Alonzo Quenzel.....	41.25
Geo. M. Breakiron.....	72.00
James Biles.....	46.75
Pete Aitkens.....	48.75
James Smith.....	39.73
Glen Grindle.....	56.25
Joe Toner.....	53.00
Luther Hilster.....	156.00
Chas. Dye.....	34.75
Wm. Schele.....	136.00
D. N. Riley.....	33.00
R. Gross.....	120.00
Sundry labor 36 persons each receiving less than \$25.00..	384.59
<b>Total.....</b>	<b>\$ 31,048.85</b>

Wherever a part of the same class of expenditure is paid out of "State Fund, General Revenue," and a part out of "State Fund, Special Revenue," the total amount is included in above General Revenue classification.

Amount of above paid out of General Revenue.....	\$ 15,000.00
Amount of above paid out of Special Revenue.....	16,048.85
<b>Total.....</b>	<b>\$ 31,048.85</b>

259.—*Appropriation for Reymann Farms.*

James Mfg. Co., barn equipment . . . . .	\$	2,518.05
Transfer to Board of Control to pay existing contracts . . .		96.41
Auto supplies . . . . .		43.89
Lumber . . . . .		457.25
Freight . . . . .		12.97
Drayage . . . . .		7.61
Barn equipment . . . . .		380.48
Doors and windows for barn . . . . .		355.85
Silo repairs . . . . .		71.06
Cement . . . . .		535.44
Plate glass . . . . .		41.54
Dellinger Bros., sawing lumber . . . . .		437.46
Miscellaneous hardware . . . . .		45.71
<b>Labor:</b>		
Wilbur Heishmann . . . . .		108.00
Elijah Rudolph . . . . .		83.26
R. M. Sunderlin . . . . .		45.00
Harvey Sager . . . . .		141.25
B. F. Pilgrim . . . . .		267.50
I. S. Godlove . . . . .		130.00
Branson Snider . . . . .		390.50
Geo. Reynolds . . . . .		120.00
Henry Snider . . . . .		38.75
Dan Brill . . . . .		60.00
Raymond Garrett . . . . .		177.75
H. McKeever . . . . .		64.00
Joseph Fishel . . . . .		149.38
S. Gouchnour . . . . .		45.00
B. Funkhouser . . . . .		17.50
S. Michael . . . . .		55.00
Ira McKeever . . . . .		52.00
Chas. Dellinger . . . . .		49.25
Ivan Rinard . . . . .		60.00
Raymond Stewart . . . . .		62.50
Polevia Heltzel . . . . .		85.70
Joseph Deitz . . . . .		130.38
Daniel Brill . . . . .		110.85
Wm. Fishel . . . . .		55.13
Harvey Heishmann . . . . .		16.88
Floyd Garrett . . . . .		126.00
C. Stewart . . . . .		20.00
Robt Finley . . . . .		47.25
Total . . . . .	\$	7,712.55

## Recapitulation—General Revenue Expenditures:

Current General expense . . . . .	\$	71,439.99
Farm buildings and improvements . . . . .		15,000.00
Reymann Farms . . . . .		7,712.55

Grand total W. Va. Agricultural Experiment Station. \$ 94,152.54

**COMMUNITY PACKING HOUSE.**260.—*Appropriation for Current General Expense.*

Automatic weighing machine . . . . .	\$	283.10
Box elevator conveyor and belts . . . . .		1,025.80
Pulleys and rollers . . . . .		375.31
Pulleys, belts and couplings . . . . .		742.57
Grading chains . . . . .		22.00
Chains and sprockets . . . . .		52.50
Presser and sizer . . . . .		215.27

Baskets.....	12.10
T. E. Matthews and Bro., machinists, work on plant....	277.81
Henshaw Hollis Co., stationary engine.....	515.00
Installing engine.....	72.54
Glaise and Bro., lumber.....	336.05
Lumber.....	186.98
Shingles.....	170.00
Cement.....	118.00
Screenings for siding.....	34.02
Pump.....	110.00
Hardware.....	199.80
Nails.....	50.00
Plumbing supplies.....	207.37
Electrical motors.....	812.68
Electrical supplies.....	314.65
Rent for rail road siding.....	6.00
Shafts and casting.....	7.49
Repairs to roof.....	70.46
Fruit trees.....	26.85
Canvas and burlap.....	22.90
Chairs.....	37.50
Stenciling supplies.....	67.86
Blacksmithing.....	47.52
Auto tires and other supplies.....	96.19
Office supplies and stationery.....	57.62
Adding machine.....	262.50
Postage.....	10.72
Telephone.....	107.99
Telegraph.....	2.84
Freight.....	123.29
Express.....	468.13
Drayage.....	22.60
Team hire.....	192.34
<b>Labor:</b>	
H. W. Prettyman.....	1,874.97
E. O. Tabb.....	344.00
Josaphine Morgan.....	100.00
G. C. Guyer.....	138.60
A. A. Hall.....	50.00
A. L. Racy.....	40.00
John Swartz.....	101.60
W. E. Gordon.....	223.45
Fred Swartz.....	674.37
Lester Shickle.....	251.57
Geo. McFillin.....	103.60
Chas. McFillin.....	77.60
Ed. Bain.....	124.65
G. C. Wassen.....	95.90
C. H. Hellican.....	119.25
C. W. LeDane.....	62.40
John Blue.....	68.60
G. E. Glover.....	161.98
F. S. Racy.....	472.80
Geo. Mish.....	35.70
S. C. Henry.....	36.00
D. W. Hutzler.....	154.61
W. R. Lewis.....	29.50
Sam Mason.....	35.25
Harvey Price.....	54.80
Norman Swartz.....	150.21
Arnold Mish.....	150.57
Charles Gagely.....	65.70
Clarence Spiker.....	96.94

Harvey Sharpe.....	108.25
Welton Chapman.....	31.95
A. M. Henshaw.....	95.39
Geo. Marple.....	147.62
Holly Brethwait.....	133.06
John Brethwait.....	45.45
C. S. Stine.....	57.31
W. H. Wright.....	32.50
Hencil Weber.....	40.05
W. H. Henry.....	50.00
A. H. Dailington.....	128.57
Geo. Reigner.....	36.70
E. H. Rogers.....	59.30
C. S. Cline.....	67.75
Carl Weist.....	33.75
Wm. Brethwait.....	51.50
Sundry labor, 29 persons each receiving less than \$25 00..	324.42
Total labor.....	\$ 7,338.19
A. A. Hall, transportation.....	34.67
Hotel and meals.....	14.55
Telephone.....	1.25
H. W. Prettyman, transportation.....	116.70
Livery hire.....	138.65
Hotel and meals.....	111.08
Total traveling expense.....	\$ 416.90
Total.....	\$ 15,519.44

Wherever a part of the same class of expenditure is paid out of "State Fund, General Revenue," and part out of "State Fund, Special Revenue," the total amount is included in above General Revenue classification.

Amount of above paid out of General Revenue.....	\$ 4,047.54
Amount of above paid out of Special Revenue.....	11,471.90
Net Total.....	\$ 15,519.44

#### POTOMAC STATE SCHOOL.

(Formerly Preparatory Branch of the University.)

#### 261.—Appropriation for Salaries of Officers, Teachers and Employees.

Joseph W. Stayman, principal, salary 12 months.....	\$ 3,163.32
Teachers:	
W. D. Anthony, salary 10 months.....	1,950.00
James C. Cox., salary 1 month.....	170.00
Wilhelmine Deissle, salary 10 months.....	1,677.88
Bushrod Grimes, salary 10 months.....	2,530.00
Elsie Huffman, salary 5 + months.....	660.00
Lucile Kerr, salary 1 month.....	80.00
Julia Lando, salary part month.....	18.52
Maude Terwilliger, salary 10 months.....	1,550.00
Lena Daugherty, salary 9 months.....	1,430.00
Karl Kaiser, salary 3 months.....	510.00
Hannah Kaplon, salary 1 month.....	48.00
Lydia Mambourg, salary 4 months.....	480.00
Mrs. J. W. Stayman, salary 4 months.....	840.00
Mabel Franenholz, salary 4 months.....	540.00
C. C. Housh, salary 3 months.....	600.00
Paul Davis, physical director, salary 10 months.....	2,183.33
Ethel M. McGuire, secretary, salary 10 months.....	980.00
Ida F. Menefee, librarian, salary 10 months.....	1,080.00
Chas. R. Miller, supt. farm, salary 12 months.....	1,903.33
David Rolls, janitor, salary 5 months.....	375.00
David Rolls, Jr., janitor, salary 10 months.....	470.00

Wm. Coston, janitor, salary 1 month.....	62.00
Albert See, janitor, salary 2 + months.....	226.66
Arthur Taylor, labor, salary 3 months.....	375.00
E. H. Ferribee, janitor, salary 3 months.....	300.00
Thomas Dellinger, labor, salary 2 months.....	150.00

Total salaries..... \$ 24,353.04

Wherever a part of the same class of expenditure is paid out of "State Fund, General Revenue," and part out of "State Fund, Special Revenue," the total amount is included in above General Revenue classification.

Amount of above paid out of General Revenue.....	\$ 23,095.04
Amount of above paid out of Special Revenue.....	1,258.00

Total..... \$ 24,353.04

262.—*Appropriation for current general expense, Potomac State School.*

Chairs.....	\$ 135.00
Tables.....	267.36
Other furniture.....	121.20
Carpets and rugs.....	146.00
Kitchen equipment.....	67.17
Table china.....	149.06
Table linen.....	51.78
Table silver.....	119.33
Quilts, blankets and sheets.....	83.40
Window shades and curtains.....	13.50
Library books.....	23.34
Public exercise.....	90.10
Diplomas and certificates.....	48.51
Catalogues.....	132.00
Other advertising.....	188.35
Newspapers and magazines.....	75.40
Domestic cooking material.....	117.00
Domestic cooking utensils.....	55.99
Domestic sewing supplies.....	34.17
Transfer to Vocational Fund.....	156.06
Transfer to Endowment Interest.....	35.00
Basketball traveling expense.....	75.99
Football supplies.....	349.85
Baseball supplies.....	64.48
Other athletic expense.....	330.92
Laundry soap.....	97.02
Toilet soap.....	134.87
Brooms and Mops.....	35.69
Other janitor supplies.....	184.47
Coal.....	593.30
Gas.....	3,143.46
Electricity.....	849.63
Electric supplies.....	185.91
Plumbing supplies.....	17.30
Fire extinguisher.....	167.64
Postage.....	177.18
Telephone.....	208.99
Tolls.....	57.67
Telegraph.....	56.70
Freight.....	456.16
Express.....	61.86
Drayage.....	190.05
Stationery.....	52.21
Office supplies.....	204.05
Public exercise.....	56.50
Diplomas.....	35.60

Office furniture.....		88.00
Photo supplies.....		213.58
Typewriter supplies.....		73.74
Engine room supplies.....		22.70
Engine room repairs.....		92.64
Truck.....		246.00
Paint.....		1.10
Farm machinery.....		863.98
Farm tools.....		191.43
Auto supplies.....	\$	356.00
Blacksmithing.....		51.55
Other farm supplies.....		87.30
Miscellaneous hardware.....		486.91
D. L. Martin, surveying land.....		20.00
Veterinary services.....		5.50
Medical attendance.....		2.50
Musical supplies.....		30.00
Laboratory equipment.....		557.63
Drugs and chemicals.....		54.92
Fertilizer.....		210.43
Seeds.....		326.12
Plants.....		13.65
Cattle.....		505.00
Hogs.....		30.00
Live poultry.....		75.00
Incubator.....		14.60
Cement.....		57.50
Corn.....		242.70
Oats.....		15.00
Chops and middlings.....		486.72
Bran.....		6.70
Hay.....		43.57
Other feed.....		316.41
Labor:		
Sam Coyle.....		183.21
Curtis Miller.....		70.00
C. Corbin.....		38.37
Arthur Taylor.....		189.10
Joseph Lee.....		29.50
Frank Cavanaugh.....	\$	134.00
C. R. Miller.....		114.21
R. Rickard.....		36.18
Albert Lee.....		51.00
D. Shaw.....		84.50
Wm. Heavener.....		92.52
T. Heavener.....		35.97
Sundry labor, 16 persons each receiving less than \$25.00.....		192.32
Total labor.....	\$	1,250.88
Traveling expense:		
J. W. Stayman.....	\$	124.62
P. J. Davis.....		31.99
Karl Kaiser.....		8.25
Total Traveling expense.....		164.86
	\$	17,101.84
Less discount for cash.....	\$	12.49
Less freight deducted.....		11.53
Net Total or amount expended.....	\$	17,077.82

Wherever a part of the same class of expenditure is paid out of "State Fund, General Revenue," and part out of "State Fund, Special Revenue," the total amount is included in above General Revenue classification.



Amount of above paid out of General Revenue.....	\$	14,415.72
Amount of above paid out of Special Revenue.....		2,662.10
<b>Total.....</b>	<b>\$</b>	<b>17,077.82</b>
The above traveling expense of J. W. Stayman was incurred as follows:		
Nov. 15, 1920, Petersburg.....	\$	20.00
Dec. 3-5, 1920, Charleston.....		39.70
June 24, 1920, Charleston.....		34.87
Apr. 7-10, 1921, Charleston.....		29.85
<b>Total.....</b>	<b>\$</b>	<b>124.62</b>
<b>263.—Appropriation for Repairs and Improvements, Potomac State School.</b>		
Johnson Service Co., contract heating.....	\$	195.28
W. A. Liller, material and labor for poultry house.....		768.37
H. G. Steorts, labor on poultry house.....		12.26
Grading and fencing tennis court.....		352.89
The Securo Co., steel corn crib.....		330.00
Adrian Wire Fence Co., wire.....		276.23
S. T. Merryman, plastering.....		34.00
Fred J. Meyer, wire guards.....		237.85
L. E. Moran, building retaining wall.....		167.56
Plastering at dormitory.....		119.45
Repairs to heating system.....		548.72
Steel lockers.....		316.80
Fire extinguishers.....		123.60
Doors and windows.....		25.50
Cement and lime.....		156.44
Freight and drayage.....		50.86
Paint.....		155.68
Electric supplies.....		610.59
Soy beans.....		148.73
Lumber, \$8.32, Tile, \$50.18.....		58.50
Poultry house supplies.....		70.65
Miscellaneous hardware.....		144.17
W. A. Liller, labor.....		195.87
J. W. Stayman, advance allowance.....		400.00
<b>Total.....</b>	<b>\$</b>	<b>5,500.00</b>
<b>264.—Appropriation for Buildings and Lands, Potomac State School.</b>		
Bartley and O'Neil, plumbing contract.....	\$	2,210.78
C. D. Keyser, school building contract.....		1,060.39
C. W. Bates, architect, contract.....		448.41
Electric supplies.....		222.47
Auto supplies.....		84.75
Freight and Express.....		25.24
H. G. Steorts, grading tennis court.....		157.31
<b>Labor:</b>		
T. D. Miller.....		66.90
J. H. Tasker.....		52.50
J. H. Harrison.....		9.60
Wm. Gray.....		5.25
L. Oglesbee.....		9.60
S. E. Sisk.....		12.00
B. Erickson.....		3.00
J. H. Moyer.....		50.80
A. Lynch.....		25.20
A. See.....		76.07
H. R. Harrison.....		52.50
Chas. Sisk.....		31.80
S. Coyle.....		10.00

Wm. Sirbaugh.....	15.10
John Bell.....	24.00
F R. Brown.....	48.00
W. M. Heavener.....	78.00
<b>Total.....</b>	<b>\$ 4,779.67</b>

265.—*Appropriation for Vocational and Physical Education, Potomac State School.*  
H. B. Smith, balance on farm..... \$ 6,000.00

Recapitulation—General Revenue Expenditures:	
Salaries of officers, teachers and employees.....	\$ 23,095.04
Current expenses.....	14,415.72
Repairs and improvements.....	5,500.00
Buildings and lands.....	4,779.67
Vocational and physical education.....	6,000.00
<b>Grand Total—Potomac State School.....</b>	<b>\$ 53,790.43</b>

**NEW RIVER STATE SCHOOL—MONTGOMERY.**  
(Formerly West Virginia Trades School.)

266.—*Appropriation for Salaries of Teachers, Officers and Employees.*

A. S. Thorn, principal, salary 3 + months.....	\$ 575.00
Bonus.....	230.00
C. H. Martin, principal, salary 9 months.....	2,249.99
J. A. Hanna, librarian, salary 1 month.....	50.00
Teachers:	
H. F. Nickolaus, salary 3 months.....	540.00
Lola M. Willoughby, salary 3 months.....	414.00
L. M. Wilson, salary 1 month.....	50.00
Lillian Ball, salary 1 month.....	130.00
Amy J. Stevens, salary 1 month.....	130.00
Grace E. Hitchcock, salary 9 months.....	1,356.00
Elizabeth Humphrey, salary 9 months.....	1,350.00
Anna Ellery, salary 3 months.....	450.00
Eva M. Lassar, salary 9 months.....	555.00
F. C. Cavendish, salary 1 month.....	90.00
Helen G. Young, salary 7 months.....	1,050.00
Mary B. Porter, salary 6 months.....	900.00
Lynn Wilson, salary 1 month.....	54.50
L. D. Judy, janitor, salary 12 months.....	1,400.00
<b>Total.....</b>	<b>\$ 11,574.49</b>

Wherever a part of the same class of expenditure is paid out of "State Fund, General Revenue," and a part out of "State Fund, Special Revenue," the total amount is included in above General Revenue classification.

Amount of above paid out of General Revenue.....	\$ 11,141.67
Amount of above paid out of Special Revenue.....	432.82
<b>Total.....</b>	<b>\$ 11,574.49</b>

267.—*Appropriation for Current General Expense, New River State School.*

Desks.....	\$ 410.00
Chairs.....	93.00
Office furniture.....	196.35
Other furniture.....	217.65
Carpet and rugs.....	128.24
Window shades and curtains.....	46.36
Table china.....	32.74
Advertising.....	147.17
Newspapers and magazines.....	30.55

Domestic cooking material.....		2.25
Domestic cooking utensils.....		87.65
Domestic sewing supplies.....		170.35
C. H. Martin, advance allowance.....		600.00
Basketball traveling expense.....		115.90
Baseball supplies.....		132.00
Other athletic expense.....		58.78
Brooms.....		7.84
Other janitor supplies.....		162.50
Coal.....		60.50
Gas.....		916.02
Electricity.....		100.31
Water.....		156.00
Gas supplies.....		56.30
Plumbing supplies.....		12.85
Postage.....		52.35
Telephone.....		44.25
Tolls.....		21.73
Freight.....		123.82
Express.....		11.97
Drayage.....		32.50
Stationery.....		89.49
Office supplies.....		338.52
Diplomas and certificates.....		24.76
Public exercise.....		30.00
Typewriters.....		1,047.08
Premium on official bond, A. S. Thorn.....		6.25
Miscellaneous hardware.....		451.77
Musical supplies.....		20.00
Laboratory equipment.....		90.49
Drugs and chemicals.....		61.06
Other laboratory supplies.....		48.47
Transfer from enrollment and tuition to music fees.....		9.40
Plants.....		8.42
<b>Labor:</b>		
S. B. Roberts.....	\$	6.00
O. A. Keaton.....		9.00
Macon Ware.....		30.00
John Hope.....		11.92
Lee Coleman.....		25.00
Total labor.....	\$	81.92
<b>Traveling expense:</b>		
A. A. Soupart.....		102.39
<b>Total.....</b>	<b>\$</b>	<b>6,637.95</b>
Less discount for cash.....	\$	23.07
Less freight deducted.....		36.76
<b>Total.....</b>	<b>\$</b>	<b>6,578.12</b>
Wherever a part of the same class of expenditure is paid out of "State Fund, General Revenue," and part out of "State Fund, Special Revenue," the total amount is included in above General Revenue classification.		
Amount of above paid out of General Revenue.....	\$	2,533.98
Amount of above paid out of Special Revenue.....		4,044.14
<b>Total.....</b>	<b>\$</b>	<b>6,578.12</b>
<b>268.—Appropriation for Vocational and Physical Education, New River School.</b>		
H. F. Nickolaus, teacher, salary 9 months.....	\$	1,380.00
Lola M. Willoughby, teacher, salary 9 months.....		1,190.00
<b>Total.....</b>	<b>\$</b>	<b>2,570.00</b>

<b>269.—Appropriation for Repairs and Improvements, New River State School.</b>	
Plumbing supplies.....	\$ 74.45
Electric supplies.....	15.51
Locust posts.....	216.80
Paint.....	61.08
Rugs.....	63.06
Blacksmithing.....	1.50
Cement.....	349.65
Drayage.....	66.00
Freight.....	193.90
Miscellaneous hardware.....	181.60
<b>Labor:</b>	
Carl Myers.....	14.00
Kenneth Martin.....	16.00
Wm. Tony.....	14.00
John Hope.....	18.08
Henry Redmond.....	4.50
Taylor Page.....	4.50
Thos. Johnson.....	7.00
Sam Shepherd.....	1.75
D. P. Dalton.....	44.62
C. M. Vickers.....	83.50
J. E. Derimer.....	70.00
<b>Total.....</b>	<b>\$ 1,501.50</b>
<b>Recapitulation, General Revenue Expenditures:</b>	
Salaries, Teachers, Officers and Employees.....	\$ 11,141.67
Current Expense.....	2,533.98
Repairs and Improvements.....	1,501.50
Vocational and Physical Education.....	2,570.00
<b>Grand Total—New River State School—Montgomery</b>	<b>\$ 17,747.15</b>

**MARSHALL COLLEGE.****270.—Appropriation for Salaries of Teachers, Officers and Employees.**

F. R. Hamilton, president, salary 12 months.....	\$ 6,270.00
Ora Staats, treasurer, salary 12 months.....	2,211.00
Nellie M. Stevenson, secretary, salary 8 months.....	1,575.00
Otta M. Fisher, dean of women, salary 12 months.....	1,924.46
J. B. Shouse, education, salary 8 months.....	3,240.00
<b>Teachers:</b>	
C. E. Haworth, salary 11 months.....	3,410.00
W. I. Utterback, salary 10 months.....	3,105.00
Carl G. Campbell, salary 10 months.....	2,875.00
E. E. Myers, salary 10 months.....	2,460.00
H. D. Groves, salary 10 months.....	2,720.00
C. E. Hedrick, salary 10 months.....	3,255.00
R. J. Largent, salary 10 months.....	3,165.00
W. H. Franklin, salary 8 + months.....	2,187.50
H. P. H'ron, salary 9 months.....	2,340.00
Vera Andrews, salary 10 months.....	1,900.00
Frances Burgess, salary 10 months.....	2,270.00
Virginia Cavendish, salary 1 month.....	210.00
Hannah Cundiff, salary 10 months.....	2,286.00
Anna L. DeMoore, salary 10 months.....	2,020.00
Chas. Derbyshire, salary 10 months.....	2,340.00
Kate Fuller, salary 1 + months.....	250.00
Lillian Hackney, salary 10 months.....	2,450.00
Clare Hewser, salary 10 months.....	1,780.00
S. J. Lockner, salary 1 + month.....	300.00

Harriet Lyop, salary 10 months.....	2,665.00
Clarissa Morrow, salary 1 + months.....	285.00
Lucy E. Prichard, salary 10 months.....	2,240.00
Olla Stevenson, salary 10 months.....	2,590.00
Elizabeth Stalnaker, salary 10 months.....	2,975.00
Selma W. Schneider, salary 8 months.....	1,440.00
R. M. Wylie, salary part month.....	135.00
Florence D. Walker, salary 2 months.....	315.00
St. Elmo Fox, salary 9 months.....	1,280.00
Ethel Davis, salary 9 months.....	1,435.00
Mildred MacGeorge, salary 9 months.....	2,110.00
Jessie Stark, salary 1 month.....	253.11
<b>Model School Teachers:</b>	
Lena Brillhart, salary 8 months.....	980.00
Nellie Campbell, salary 9 months.....	1,370.00
Esther Cundiff, salary 9 months.....	1,370.00
Lillian Isbel, salary 9 months.....	1,670.00
Carrie Keever, salary 9 months.....	1,460.00
Louise Lyon, salary 2 months.....	180.00
Hattie Tudor, salary 9 months.....	1,370.00
Edith Wilson, salary 2 months.....	200.00
Anna B. Chafin, salary 2 + months.....	375.00
Reba G. Klumpp, salary 9 months.....	900.00
Florence Davis, salary 3 months.....	390.00
Ruth Shackelford, salary 2 months.....	250.00
Florence Van Bibber, salary part month.....	60.00
<b>Student Assistants:</b>	
Julian Cobb, salary 9 months.....	225.00
Carrie Coffman, salary 9 months.....	270.00
Gladys Hastings, salary 9 months.....	275.00
Frank LeSage, salary 2 + months.....	61.25
Simrall Fisher, salary 5 + months.....	140.00
Erville Sowards, salary 9 months.....	255.00
J. L. Patterson, salary 9 months.....	255.00
Vivian Frazier, salary 2 months.....	30.00
Hugh Davisson, salary 2 months.....	60.00
Grace Wylie, secretary, salary 2 months.....	567.00
A. E. Reilly, coach, salary 1 month.....	100.00
J. B. Workman, coach, salary part month.....	7.50
Isaac Pitzenberger, coach, salary 6 months.....	150.00
Mary Morrison, librarian, salary 9 months.....	1,350.00
Elizabeth Myers, librarian, salary 12 months.....	1,903.00
Ona Jerrell, stenographer, salary part month.....	41.50
Brent Smith, farmer, salary 1 + month.....	211.60
<b>Janitors:</b>	
R. H. Black, salary 12 months.....	1,815.00
E. M. Scott, salary 11 months.....	1,265.00
Estella Roberts, salary 2 months.....	50.00
Mollie Scott, salary 10 months.....	520.00
Anna Long, salary 12 months.....	845.00
Millie Gerren, salary 12 months.....	845.00
Amanda Dawson, salary 3 months.....	140.25
Esther Morris, salary 2 months.....	100.00
John Doldey, salary 2 months.....	127.50
J. Venable, salary 1 month.....	42.50
<b>Watchmen:</b>	
Ira Gerren, salary 3 + months.....	430.00
A. W. Hall, salary 3 months.....	310.00
Kelley McCaffery, salary 1 month.....	120.00
Wm. Backus, salary 1 month.....	120.00
D. J. Lykins, salary 2 months.....	360.00
M. C. Gardem, salary 1 month.....	120.00

## Miscellaneous:

A. A. Soupart, Supt. of Construction, salary 2 months....	300.00
J. R. Grant, Summer School, salary.....	375.00
Coultrace Wood, Summer School salary.....	150.00
N. M. Wylie, Summer School salary.....	135.00
<b>Total.....</b>	<b>\$ 98,914.17</b>

Wherever a part of the same class of expenditure is paid out of "State Fund, General Revenue," and part out of "State Fund, Special Revenue," the total amount is included in above General Revenue classification.

Amount of above paid out of General Revenue.....	\$ 88,470.56
Amount of above paid out of Special Revenue.....	10,443.61
<b>Total.....</b>	<b>\$ 98,914.17</b>

271.—*Appropriation for Current General Expense, Marshall College.*

Desks.....	32.25
Chairs.....	105.84
Tables.....	60.41
Table silver.....	89.24
Dining-hall equipment.....	85.32
Shades, curtains and rugs.....	42.10
Gas range.....	287.50
F. R. Hamilton, advance allowance.....	800.00
Library books.....	1,052.33
Text books.....	230.00
Maps.....	167.59
Model school supplies.....	451.90
Blackboard supplies.....	21.96
Expense of "Pageant".....	445.30
Advertising.....	446.16
Newspapers.....	16.50
Magazines.....	428.24
Domestic cooking material.....	180.65
Domestic cooking utensils.....	12.95
Domestic sewing supplies.....	46.69
Football traveling expense.....	1,217.11
Baseball traveling expense.....	568.24
Basketball traveling expense.....	76.87
Football supplies.....	931.37
Baseball supplies.....	317.60
Basketball supplies.....	22.25
Expense of football games.....	900.20
Medical attendance.....	263.00
Building bleachers.....	165.00
Other athletic expense.....	2,022.11
Refund tuition, and athletic fees.....	151.50
Transfers from athletic gate receipts to athletic fees.....	635.20
Laundry.....	17.40
Laundry soap.....	12.08
Toilet soap.....	14.62
Other cleansers.....	8.20
Brooms.....	22.94
Mops and brushes.....	63.60
Toilet paper.....	108.00
Other janitor supplies.....	153.48
Gas.....	3,053.60
Electricity.....	2,050.58
Gasoline.....	37.23
Lubricating oil.....	5.40
Water.....	783.74
Ice.....	1.60

Gas supplies.....	6.35
Electric supplies.....	402.82
Plumbing supplies.....	198.78
Samuel M. Crothers Commencement Address (1920).....	175.00
E. Y. Mullins, Commencement sermon.....	125.00
H. L. Willet, Commencement Address ( 921).....	150.00
Copies of Mirabila.....	75.00
Postage.....	1,240.99
Telephone.....	426.78
Tolls.....	146.65
Telegraph.....	51.65
Freight.....	158.78
Express.....	78.00
Drayage.....	190.40
Stationery.....	1,224.04
Office supplies.....	730.43
Diplomas and certificates.....	130.38
Public exercise.....	233.30
Typewriter and supplies.....	223.67
Photo supplies.....	83.20
Premium on official bond, F. R. Hamilton.....	12.50
Engine room supplies.....	99.58
Farm tools.....	26.71
Blacksmithing.....	21.15
Auto supplies.....	18.15
Paint.....	147.38
Refrigerator.....	91.40
Soil tests.....	58.30
Miscellaneous hardware.....	457.71
Musical instruments.....	257.50
Musical supplies.....	319.51
Laboratory equipment.....	360.51
Drugs and chemicals.....	208.33
Laboratory subjects.....	7.05
Other laboratory supplies.....	38.96
Refund laboratory fees.....	19.50
Fertilizer.....	7.70
Seeds.....	79.65
Plants.....	85.60
Corn.....	18.70
Chops or middlings.....	51.57
Bran and hay.....	20.85
Other feed.....	83.31
Services:	
E. M. Scott.....	138.60
Ira Gerren.....	45.68
Carrie Coffman.....	13.95
R. H. Black.....	3.85
Gladys Hastings.....	40.00
Maud Sikes.....	38.00
A. Jackson.....	42.70
John Fain.....	64.60
Estella Baker.....	8.28
W. J. Nash.....	316.00
Wiley Archer.....	2.00
Jas. Johnson.....	2.55
A. Carter.....	98.00
Kathryn Williams.....	14.45
Geo. Kincaid.....	9.60
Dorothy Parsons.....	3.75
Lewis Odell.....	22.50
Total services.....	\$ 864.51

Traveling expense:		
F. R. Hamilton.....		174.59
J. B. Shouse.....		159.97
Lucy Prichard.....		4.96
E. E. Myers.....		8.49
H. D. Groves.....		18.66
Elizabeth M. Stalnaker.....		11.56
W. H. Franklin.....		4.41
Total traveling expense.....	\$	382.64
<hr/>		
Total.....	\$	28,395.84
Less discount for cash.....	\$	28.42
Less freight deducted.....		31.44
		<hr/>
Net total or amount expended.....	\$	28,364.40

Wherever a part of the same class of expenditure is paid out of "State Fund, General Revenue," and part out of "State Fund, Special Revenue," the total amount is included in above General Revenue classification.

Amount of above paid out of General Revenue.....	\$	16,339.60
Amount of above paid out of Special Revenue.....		12,024.80
Total.....	\$	28,364.40

The above traveling expenses of F. R. Hamilton were incurred as follows:

June 21, 1920, Charleston.....	\$	5.98
June 23-25, 1920, Charleston.....		15.83
Sept. 2, 1920, Charleston.....		4.89
Aug. 1, 1920, Madison, Wis. to Chicago.....		9.90
Nov. 30-Dec. 1, 1920, Charleston.....		8.61
Dec. 3, 1920, Charleston.....		7.66
Dec. 9, 1920, Logan.....		12.08
Dec. 15, 1920, Charleston.....		6.76
Dec. 17, 1920, Charleston.....		7.11
Jan. 24-25, 1921, Charleston.....		11.56
Feb. 23-Mar. 4, 1921, Atlantic City.....		48.32
Mar. 26, 1921, Charleston.....		4.81
Apr. 14, 1921, Charleston.....		10.21
Apr. 23-24, 1921, Charleston.....		10.71
May 2-3, 1921, Charleston.....		10.16
Total.....	\$	174.59

272.—*Appropriation for Repairs and Improvements, Marshall College.*

C. W. McNulty & Co., contract, gymnasium building.....	\$	9,745.96
W. Va. Decorating Co., painting.....		135.00
E. A. Reynolds, grading.....		173.48
Clarence Adams, painting.....		100.80
T. E. Peyton, painting.....		169.90
Drayage and hauling.....		602.90
Doors and windows.....		652.50
Window sash.....		293.41
Lumber.....		588.54
Electric supplies.....		113.56
Plumbing supplies.....		449.68
Roofing.....		381.62
Paint, oil and varnish.....		524.77
Wire cloth.....		51.99
F. O. Sanders, legal services.....		215.00
Map and plan of 17th street improvement.....		6.00
Miscellaneous hardware.....		84.07
A. A. Soupart, Supt. of Construction.....		600.00



**Labor:**

Mark Lane.....	85.50
S. Lane.....	114.00
A. Lane.....	95.00
L. Odell.....	54.00
C. Bonar.....	67.50
<b>Total.....</b>	<b>\$ 15,305.18</b>

Wherever a part of the same class of expenditure is paid out of "State Fund, General Revenue," and a part out of "State Fund, Special Revenue," the total amount is included in above General Revenue classification.

Amount of above paid out of General Revenue.....	\$ 11,498.51
Amount of above paid out of Special Revenue.....	3,806.67
<b>Total.....</b>	<b>\$ 15,305.18</b>

**273.—Appropriation for Vocational and Physical Education, Marshall College.**

H. L. Cramer, physical director, salary 9 months.....	\$ 2,340.00
A. E. Reilly, coach, salary 2 months.....	300.00
Anna Belle Chafin, teacher, salary 10 months.....	1,195.00
S. J. Lockner, teacher, salary 1 month.....	100.00
E. E. Myers, teacher, salary 1 month.....	100.00
Gladys Hastings, teacher, salary 1 month.....	100.00
J. B. Workman, athletics, salary part month.....	7.48
Brent Smith, farmer, salary 12 months.....	961.66
Seeds.....	27.21
Plants and trees.....	108.88
Fertilizer.....	44.25
<b>Total.....</b>	<b>\$ 5,284.88</b>

**274.—Appropriation for Buildings and Land, Marshall College.**

C. W. McNulty & Co., contract, gymnasium building....	\$ 38,713.15
E. A. Reynolds, hauling.....	360.25
J. E. Woomeldorf, hauling.....	92.30
W. O. Walton, hauling.....	110.00
Paul Dober, hauling.....	46.00
Hauling.....	354.00
A. Holt, plastering.....	84.55
A. A. Soupart, Supt. of building.....	600.00
<b>Total.....</b>	<b>\$ 40,360.25</b>

Wherever a part of the same class of expenditure is paid out of "State Fund, General Revenue," and part out of "State Fund, Special Revenue," the total amount is included in above General Revenue classification.

Amount of above paid out of General Revenue.....	\$ 40,000.00
Amount of above paid out of Special Revenue.....	360.25
<b>Total.....</b>	<b>\$ 40,360.25</b>

**Recapitulation—General Revenue expenditures:**

Salaries of teachers, officers and employees.....	\$ 88,470.56
Current expense.....	16,339.60
Repair and improvements.....	11,498.51
Buildings and lands.....	40,000.00
Vocational and physical education.....	5,284.48

**Grand Total—Marshall College.....** \$ 161,593.15

## CONCORD NORMAL SCHOOL.

## 275.—Appropriation for Salaries of Teachers, Officers and Employees.

C. C. Rossey, president, salary 12 months.....	\$	4,216.63
Lois Henderson, secretary, salary 12 months.....		1,540.00
Mary Repairs, stenographer, salary 1 month.....		46.66
Teachers:		
Hazel Brown, salary 10 months.....		1,850.00
W. H. Brown, salary 10 months.....		2,430.00
David S. Crockett, salary 3 months.....		440.00
Marion Dargon, salary 10 months.....		2,770.00
Fred A. Forster, salary 10 months.....		2,790.00
R. S. Gatherum, salary 10 months.....		3,000.00
H. C. Humphreys, salary 2 months.....		460.00
Bonus.....		460.00
Cuba Morgan, salary 10 months.....		1,790.00
Ora Peters, salary 9 months.....		1,360.00
G. S. Pierce, salary 8 months.....		2,430.00
Marion Struthers, salary 10 months.....		2,097.25
Ida M. Edwards, salary 10 months.....		480.00
Thos. A. Cook, salary 8 months.....		1,075.00
Beulah Caldwell, salary 1 month.....		100.00
Anne L. Holroyd, salary 3 months.....		375.00
Leila Nelson, salary 2 months.....		350.00
D. L. Neville, salary 2 months.....		320.00
Frances Shumate, salary 2 months.....		280.00
Lucy Warburton, salary 2 months.....		350.00
Laura Sarvay, salary 8 months.....		1,620.00
L. E. Vanderzalm, salary 8 months.....		2,475.00
David S. Crockett, salary 1 month.....		180.00
Training School Teachers:		
Marion Nelson, salary 1 month.....		21.00
Ella Holroyd, salary 2 months.....		80.00
B. F. King, salary 2 months.....		100.00
J. Daugherty, salary 1 month.....		50.00
Ethel Dean, salary 7 months.....	\$	700.00
Lillian Burch, salary 5 months.....		75.00
Mrs. J. M. England, salary 7 months.....		337.50
Anna L. Holroyd, salary 7 months.....		155.00
Mac G. Reid, salary 4 months.....		60.00
Bess Shannon, salary 7 months.....		380.00
Ruth W. Trail, salary 8 months.....		297.00
Mrs. R. L. Persinger, salary 4 months.....		55.00
Mrs. Placette Cooper, salary 6 months.....		185.00
Geraldine Goode, salary part month.....		10.00
W. B. Caldwell, janitor, salary 12 months.....		1,953.95
W. B. King, librarian, salary 1 month.....		40.00
Mabelle Moore, clerk, salary part month.....		15.00
Total.....	\$	39,799.99

Wherever a part of the same class of expenditure is paid out of "State Fund, General Revenue," and part out of "State Fund, Special Revenue," the total amount is included in above General Revenue classification.

Amount of above paid out of General Revenue.....	\$	35,008.57
Amount of above paid out of Special Revenue.....		4,791.42
Total.....	\$	39,799.99

## 276.—Appropriation for Current General Expenses, Concord Normal School.

Chairs.....	\$	93.50
Table china.....		16.73

Carpets and rugs.....	150.44
Framing picture.....	47.95
Furniture.....	151.61
Library books.....	894.53
Model school supplies.....	240.46
Public exercise.....	146.60
Advertising.....	605.59
Newspapers.....	18.08
Magazines.....	158.00
Manual training.....	218.03
Domestic cooking material.....	131.27
Domestic cooking utensils.....	130.40
Domestic sewing supplies.....	64.69
Basketball traveling expense.....	15.00
Football supplies.....	35.35
Baseball supplies.....	201.27
Basketball supplies.....	23.22
Medical attendance.....	37.50
Other athletic expense.....	375.92
Room rent.....	148.50
Diplomas.....	219.39
Laundry.....	40.00
Brooms.....	30.77
Mops and brushes.....	39.25
Other janitor supplies.....	151.67
Coal.....	1,414.39
Electricity.....	442.82
Gasoline.....	264.81
Lubricating oil.....	\$ 14.20
Electric supplies.....	41.15
Plumbing supplies.....	66.60
Postage.....	625.03
Telephone.....	88.32
Tolls.....	16.85
Telegraph.....	74.48
Freight.....	348.84
Express.....	41.33
Drayage.....	292.39
Stationery.....	683.59
Office supplies.....	351.30
Fire extinguishers.....	263.90
Photo supplies.....	138.45
Premium on official bond—C. C. Rossey.....	6.25
Typewriter and supplies.....	130.50
Engine room supplies.....	10.15
Auto supplies.....	1.85
Miscellaneous hardware.....	72.95
Musical supplies.....	213.19
Laboratory equipment.....	232.78
Drugs and chemicals.....	37.38
Laboratory subjects.....	13.16
Taxi service taking students to lectures.....	55.00
<b>Labor:</b>	
Mrs. D. Cobern.....	33.25
C. W. Martin.....	88.50
T. A. Cook.....	36.00
W. B. Williams.....	\$ 30.95
A. Pauley.....	91.60
Ethel Dean.....	50.00
Doc Oxley.....	110.67
J. W. Wyrick.....	28.33
Sundry labor, 5 persons, each receiving less than \$25.00.....	62.00
Total labor.....	\$ 531.30

## Traveling expense:

C. C. Rossey.....	895.41
Laura Sarvay.....	41.21
Fred A. Forster.....	211.94
L. E. Vanderzalm.....	171.10
J. E. Peters.....	29.50
M. Struthers.....	45.63
B. F. King.....	34.65
G. S. Pierce.....	115.96
L. T. Tustin.....	2.00
Wilford McCutcheon.....	2.00
M. R. Dodd.....	3.00
E. C. Wade.....	2.00
M. Dargon.....	18.25
Mary Darlington.....	16.70
R. S. Gatherum.....	21.32
C. W. Martin.....	17.00
S. E. Umberger.....	7.25
C. E. Morgan.....	5.00

Total Traveling expense.....	\$	1,639.92	
Total.....	\$		12,498.60

Wherever a part of the same class of expenditure is paid out of "State Fund, General Revenue," and part out of "State Fund, Special Revenue," the total amount is included in above General Revenue classification.

Amount of above paid out of General Revenue.....	\$	6,000.00	
Amount of above paid out of Special Revenue.....		6,498.60	
Total.....	\$		12,498.60

## The above traveling expense of C. C. Rossey was incurred as follows:

May 26-June 21, 1920, Bluefield, Princeton, Williamson and Beckley.....	\$	67.87	
June 22-27, 1920, Charleston.....		38.12	
Aug. 17-Sept. 6, 1920, Princeton, Bluefield, Hinton, Lewisburg, Beckley.....		51.08	
Sept. 6-10, 1920, Bluefield, Princeton, Pineville and Mullens.....		14.40	
Oct. 7-11, 1920, Bluefield, Huntington, Charleston.....		30.33	
Oct. 11-Nov. 8, 1920, Bluefield, Princeton, Mercer Co. schools, Welch, Parkersburg.....		64.16	
Nov. 26-Dec. 4, 1920, Princeton, Charleston, Beckley.....		38.79	
Dec. 4, 1920-Jan. 4, 1921, Princeton, Pineville, Mullens, Bluefield, Charleston.....		45.75	
Jan. 3-18, 1921, Charleston.....		37.95	
Jan. 18-26, 1921, Charleston and Bluefield.....		39.11	
Mar. 7-22, 1921, Bluefield, Princeton, Montcalm.....		19.80	
Feb. 24-Mar.,—1921, Atlantic City.....		45.96	
Mar. 24-28, 1921, Charleston.....		38.50	
Feb. 4-14, 1921, Princeton, Bluefield.....		8.90	
Mar. 29-Apr. 8, 1921, Princeton, Bluefield, Matoaka.....		19.65	
Apr. 8-15, 1921, Charleston, Bluefield.....		32.85	
Apr. 15-23, 1921, Hill Top, Speedway, Leron, Bluefield.....		23.80	
Apr. 23-30, 1921, Charleston.....		43.28	
Apr. 30-May 19, 1921, Matoaka, Bramwell, Bluefield, Princeton, White Sulphur, Ronceverte, Marlinton, Peterstown, Alderson.....		139.50	
May 23, 28, 1921, Charleston.....		45.41	
June 18, 1921, Morgantown.....		50.20	
Total.....	\$		895.41

277.—*Appropriation for Repairs and Improvements, Concord Normal School.*

Virginia Supply Co., building supplies. . . . .	\$	372.79
Plumbing supplies. . . . .		146.44
Electric supplies. . . . .		4.00
Hauling. . . . .		101.35
Lumber. . . . .		100.01
Paint. . . . .		351.28
Cement. . . . .		615.88
Sand and gravel. . . . .		373.85
Locks. . . . .		121.26
Plate glass. . . . .		226.11
Freight. . . . .		190.40
Waterproofing paste. . . . .		275.49
Miscellaneous hardware. . . . .		61.73
J. W. Robinette, Supt. of construction. . . . .		202.00
A. A. Soupart, traveling expense. . . . .		134.27
<b>Labor:</b>		
C. W. Grimm. . . . .		573.77
Lynn Dove. . . . .		89.00
Wade Dunn. . . . .		62.80
J. J. Martin. . . . .		63.80
Claude Martin. . . . .		47.80
W. B. Wagner. . . . .		76.20
Doc Oxley. . . . .		455.34
Sam Goode. . . . .		135.00
J. W. Wirtz. . . . .		192.91
B. B. Scott. . . . .		1.80
Watson Martin. . . . .		7.40
Tom Beckett. . . . .		17.32

Total. . . . . \$ 5,000.00

278.—*Appropriation for Buildings and Lands, Concord Normal School.*

Martin, Hughes & Morgan, contract hauling. . . . .	\$	1,140.79
McDowell Engineering and Construction Co., foundation girls dormitory. . . . .		2,972.40
Ingall Stone Co., stone. . . . .		4,647.17
Moore & Roach, contract brick and concrete work. . . . .		6,562.81
Smith, Hughes & Bird, hauling. . . . .		1,339.84
Princeton Brick Co., brick. . . . .		2,444.86
W. Va. Brick Co., brick. . . . .		2,290.12
Wysong, Tuft & Jones, contract, plans and specifications. . . . .		1,500.00
Burgess Electric Co., electric work. . . . .		1,815.75
Structural steel. . . . .		5,979.50
Lumber. . . . .		4,240.99
Hauling. . . . .		3,047.18
Cement. . . . .		2,358.41
Sand. . . . .		195.51
Plate glass. . . . .		84.31
Roofing. . . . .		119.09
Freight. . . . .		4,115.63
Crushed stone. . . . .		509.10
E. R. Rinard, lumber. . . . .		756.09
Plumbing supplies. . . . .		105.05
Brick. . . . .		297.18
Doors. . . . .		60.00
Lime. . . . .		369.07
Stone. . . . .		116.35
Office furniture. . . . .		261.62
Advertising. . . . .		2.10
Miscellaneous hardware. . . . .		224.73
J. W. Robinette, Supt. of construction. . . . .		1,803.80
A. A. Soupart, traveling expense. . . . .		486.93
Salary. . . . .		176.00

Labor:	
Lynn Dove .....	124.75
J. J. Martin .....	339.80
Wm. Barrett .....	87.80
C. Steel .....	44.37
Geo. Campbell .....	61.60
H. H. Wyrick .....	49.60
Wm. Dobbins .....	53.20
Wade Dunn .....	62.00
Claude Martin .....	171.80
Fred Goatier .....	42.00
G. W. Grimm .....	328.65
Spencer Grimm .....	26.00
W. R. Oxley .....	354.74
D. B. Wagner .....	342.53
J. B. Powell .....	439.31
J. E. Ritter .....	384.98
L. Dove .....	288.75
D. Cobern .....	49.60
G. W. Campbell .....	56.80
C. Bird .....	304.75
N. Smith .....	40.80
E. Rosazza .....	85.62
Geo. Chenoweth .....	40.00
W. B. Cook .....	184.57
W. Martin .....	72.20
G. W. Price .....	223.33
G. W. Barber .....	223.33
A. Beuchard .....	171.04
W. H. Houston .....	128.00
J. W. Thompson .....	\$ 64.90
W. R. Kigley .....	32.40
Sundry labor, 10 persons each receiving less than \$25.00..	156.01
Total .....	\$ 55,057.61
Recapitulation—General Revenue Expenditures:	
Salaries of Teachers, Officers and Employees .....	\$ 35,008.57
Current Expense .....	6,000.00
Repairs and Improvements .....	5,000.00
Buildings and Land .....	55,057.61
Grand Total—Concord Normal School .....	\$ 101,066.15

#### FAIRMONT NORMAL SCHOOL.

279.— <i>Appropriation for Salaries of Teachers, Officers and Employees.</i>	
Joseph Rosier, president, salary 12 months .....	\$ 5,371.66
Jane Ashcraft, secretary, salary 12 months .....	1,481.26
E. F. McKinney, librarian, salary 11 months .....	1,839.08
Susan Gibson, asst. librarian, salary 8 months .....	120.00
Georgia Dye, asst. librarian, salary 2 months .....	30.00
H. C. Toothman, coach, salary 4 months .....	400.00
C. M. Johnson, engineer, salary 12 months .....	1,743.50
Alfred Anden, janitor, salary 12 months .....	1,400.00
Teachers:	
Homer Barnes, Summer School .....	\$ 280.00
Ina Barnes, Summer School .....	280.00
Walter Barnes, salary 10 months .....	3,551.48
Laura Briggs, salary 10 months .....	2,115.00
Virginia Gaskill, salary 10 months .....	1,835.00
Ethel Ice salary 7 months .....	1,575.00
Jessie Ice, salary 10 months .....	2,205.00

E. L. Lively, salary 10 months.....	2,825.00
Laura Lewis, salary 10 months.....	2,140.00
E. E. Mercer, salary 10 months.....	2,135.00
N. R. C. Morrow, salary 10 months.....	2,140.00
Violet Noland, salary 10 months.....	1,765.00
Dorcas Prichard, salary 10 months.....	2,680.00
H. F. Rogers, salary 10 months.....	2,640.00
Harriet Schroeder, salary 2 months.....	240.00
Francis Shreve, salary 10 months.....	3,038.58
Rachel Towman, salary 10 months.....	1,770.00
M. K. Turner, salary 10 months.....	2,541.50
F. S. White, salary 10 months.....	2,406.32
H. J. McGinnis, salary part month.....	85.00
Frances Dowd, salary 9 months.....	1,485.00
Lillian Compton, salary 1 month.....	280.00
<b>Training School Teachers:</b>	
Margaret Hall, salary 2 months.....	90.00
Beryle Morgan, salary 10 months.....	613.25
Florence White, salary 10 months.....	613.25
Evelyn Prickett, salary 10 months.....	679.94
Louise Leonard, salary 10 months.....	629.00
F. W. Clayton, salary 9 months.....	435.48
Ida Orr, salary 10 months.....	613.25
Agnes Erwin, salary 10 months.....	613.25
Willa Leonard, salary 10 months.....	613.25
Carolyn Barnes, salary 9 months.....	533.25
Nell M. Abbott, salary 4 months.....	177.75
Louise Burns, salary 1 month.....	59.25
<b>Total.....</b>	<b>\$ 58,069.30</b>

Wherever a part of the same class of expenditure is paid out of "State Fund, General Revenue," and part out of "State Fund, Special Revenue," the total amount is included in above General Revenue classification.

Amount of above paid out of General Revenue.....	\$ 53,961.52
Amount of above paid out of Special Revenue.....	4,107.78
<b>Total.....</b>	<b>\$ 58,069.30</b>

**280.—Appropriation for Current General Expense—Fairmont Normal School.**

Fire extinguishers.....	\$ 40.60
Library books.....	1,030.75
Text books.....	59.15
Public exercise.....	131.38
Catalogues.....	48.22
Bulletins.....	217.25
Other advertising.....	469.68
Magazines.....	168.17
Domestic cooking material.....	357.63
Domestic cooking utensils.....	131.05
Domestic sewing supplies.....	393.17
Domestic canning supplies.....	27.19
Ribbons for diplomas.....	9.60
Baseball supplies.....	54.50
Basketball supplies.....	258.86
Other athletic supplies.....	96.56
Laundry.....	61.11
Toilet soap.....	7.31
Gold dust.....	7.00
Brooms.....	3.50
Toilet paper.....	22.49
Disinfectants.....	9.80
Other janitor supplies.....	237.82

Gas.....	1,570.77
Electricity.....	760.07
Water.....	382.93
Ice.....	196.48
Electric supplies.....	14.40
Postage.....	389.35
Telephone.....	270.24
Freight.....	84.71
Express.....	56.94
Drayage.....	14.50
Stationery.....	497.44
Office supplies.....	278.25
Diplomas and certificates.....	98.61
Public exercise.....	190.00
Photo supplies.....	160.33
Premium on official bond—Joseph Rosier.....	7.50
Paint.....	100.20
Miscellaneous hardware.....	185.69
Musical supplies.....	219.95
Laboratory equipment.....	273.71
Drugs and chemicals.....	75.46
Other laboratory supplies.....	9.16
Fertilizer.....	60.00
Seeds.....	35.05
Medical attendance.....	67.00
<b>Labor:</b>	
E. L. Lively.....	524.40
M. C. Johnson.....	90.00
Ruth Shough.....	25.00
J. M. Moore.....	711.60
Chas. McDougal.....	32.00
Geo. Fear.....	7.40
E. F. McKinney.....	50.00
Geo. Riggs.....	16.25
Sadie Shaw.....	25.00
Total labor.....	\$ 1,481.65
<b>Traveling expense:</b>	
Joseph Rosier.....	407.98
E. L. Lively.....	14.79
Walter Barnes.....	18.68
Total traveling expense.....	\$ 441.45
<b>Total.....</b>	<b>\$ 11,764.63</b>
Less discount for cash.....	7.55
<b>Net total or amount expended.....</b>	<b>\$ 11,757.08</b>

Wherever a part of the same class of expenditure is paid out of "State Fund, General Revenue," and part out of "State Fund, Special Revenue," the total amount is included in above General Revenue classification.

Amount of above paid out of General Revenue.....	\$ 11,109.98
Amount of above paid out of Special Revenue.....	647.10
<b>Total.....</b>	<b>\$ 11,757.08</b>

The above traveling expense of Joseph Rosier was incurred as follows:

June 22-26, 1920, Charleston.....	\$ 36.70
June 30, 1920, Salt Lake City, Utah.....	150.00
Nov. 28-Dec. 4, 1920, Charleston.....	43.76
Dec. 10-11, 1920, Grafton.....	3.96
Jan. 23-27, 1921, Charleston.....	40.20
Mar. 30-Apr. 3, 1921, Charleston.....	41.27
Apr. 12-1921, Hundred.....	3.42



Apr. 15, 1921, Morgantown . . . . .	5.38
Feb. 23, 1921, Atlantic City . . . . .	39.09
Apr. 26, 1921, Mannington . . . . .	.78
May 13, 1921, Piedmont, Keyser . . . . .	11.99
May 18, 1921, West Milford . . . . .	8.53
June 2, 1921, New Haven . . . . .	16.28
June 7, 1921, Wheeling . . . . .	6.62
<b>Total . . . . .</b>	<b>\$ 407.98</b>
<b>281.—Appropriation for Repairs and Improvements, Fairmont Normal School.</b>	
Dickinson Building Supply Co., lumber . . . . .	\$ 1,359.24
R. A. Gillis, architect, commission on building contract . .	1,800.00
Chas. F. Toothman, work on physical education building:	
Labor . . . . .	831.80
Building supplies . . . . .	175.68
Commission . . . . .	16.35
E. D. Matthews, painting . . . . .	1,051.25
D. F. Talbott, grading and excavating:	
Labor . . . . .	1,605.70
Team . . . . .	728.00
Commission . . . . .	190.98
Advertising . . . . .	206.26
Electric supplies . . . . .	157.50
Plumbing supplies . . . . .	65.17
Office supplies . . . . .	20.35
Roofing . . . . .	269.16
Lumber . . . . .	60.00
Paint . . . . .	210.49
Gas supplies . . . . .	12.00
Fire extinguisher . . . . .	60.00
Fertilizer . . . . .	111.49
Miscellaneous hardware . . . . .	282.60
<b>Total . . . . .</b>	<b>\$ 9,214.02</b>
<b>282.—Appropriations for Buildings and Lands, Fairmont Normal School.</b>	
D. F. Talbott:	
Labor . . . . .	\$ 1,020.40
Team . . . . .	592.00
Commission . . . . .	161.24
<b>Total . . . . .</b>	<b>\$ 1,773.64</b>
<b>Recapitulation—General Revenue Expenditures:</b>	
Salaries of teachers, officers and employees . . . . .	\$ 53,961.52
Current expense . . . . .	11,109.98
Repairs and improvements . . . . .	9,214.02
Buildings and lands . . . . .	1,773.64
<b>Grand Total—Fairmont Normal School . . . . .</b>	<b>\$ 76,059.16</b>

**GLENVILLE STATE NORMAL SCHOOL.**

<b>283.—Appropriation for Salaries of Teachers, Officers and Employees.</b>	
E. G. Rohrbough, president, salary 12 months . . . . .	\$ 4,353.37
Teachers:	
J. E. Hays, salary part month . . . . .	30.00
Alma Arbuckle, salary 10 months . . . . .	148.50
Bessie B. Bell, salary 9 months . . . . .	1,560.00
Lena J. Charter, salary 2 months . . . . .	340.00
Kenneth Chenoweth, salary 10 months . . . . .	380.00
Lorena Fries salary 10 months . . . . .	2,130.00

C. W. Goad, salary 7 months.....	1,240.00
E. R. Grose, salary 10 months.....	2,230.00
R. F. Hamill, salary 2 months.....	300.00
Evalena McCutcheon, salary 10 months.....	113.99
H. G. Wheat, salary 10 months.....	3,030.00
Hunter Whiting, salary 10 months.....	2,161.66
Mildred Arbuckle, salary 2 months.....	246.00
Margaret Holt, salary 1 month.....	40.00
Mabelle Scott, salary 1 month.....	100.17
Carey Woofter, salary 1 month.....	80.15
W. D. Cooper, salary 4 months.....	960.00
Glen S. Callaghan, salary 9 months.....	180.00
A. E. Weaver, salary part month.....	39.00
Anna Cokeley, salary 9 months.....	1,620.00
W. W. Lovell, salary 9 months.....	1,825.00
J. R. Wagner, salary 9 months.....	1,935.00
Lucille V. Hays, salary 7 + months.....	504.21
Marie McCord, salary 5 months.....	1,000.00
Clarence Post, salary 2 months.....	400.00
Frank Cutright, salary 2 months.....	400.00
Elwina Sample, salary 10 months.....	1,265.00
George Firestone, janitor, salary 11 months.....	1,176.00
Mamie Morrison, clerk, salary part month.....	6.00
Lillian Rohrbough, clerk, salary 10 months.....	519.50
Robt. T. Crawford, clerk, salary part month.....	15.60
Opal Morrison, clerk, salary 6 part months.....	76.00
Nelle Jobes, clerk, salary 3 part months.....	22.70
Labor:	
Doyle Fitzpatrick, salary 3 months.....	156.87
Chas. Lewis, salary 2 months.....	219.70
Guy Firestone, salary 3 months.....	367.50
J. J. Ellis, salary 2 months.....	225.00
Ray Ellis, salary 1 month.....	37.50
Sundry labor, 8 persons, each receiving less than \$25.00..	72.92
Total.....	\$ 31,507.34

Wherever a part of the same class of expenditure is paid out of "State Fund, General Revenue," and a part out of "State Fund, Special Revenue," the total amount is included in above General Revenue classification.

Amount of above paid out of General Revenue.....	\$ 30,495.68
Amount of above paid out of Special Revenue.....	1,011.66
Total.....	\$ 31,507.34

284.—*Appropriation for Current General Expenses, Glenville Normal School.*

Window shades and curtains.....	\$ 19.15
Library books.....	84.64
Model school supplies.....	17.66
Pillows.....	9.31
Table china.....	91.44
Table silver.....	125.03
Bulletins.....	63.25
Other advertising.....	33.18
Magazines and papers.....	140.35
Manual training tools.....	7.68
Manual training lumber.....	144.89
Domestic cooking material.....	7.30
Domestic cooking utensils.....	87.55
Baseball traveling expense.....	185.00
Basketball traveling expense.....	135.40
Football supplies.....	75.42
Baseball supplies.....	26.34

Basketball supplies.....	168.94
Expense of football games.....	368.25
Other athletic supplies.....	73.61
Laundry.....	145.51
Brooms.....	30.52
Mops and brushes.....	15.43
Toilet paper.....	37.91
Other janitor supplies.....	45.02
Coal.....	316.68
Gas.....	646.74
Electricity.....	18.00
Water.....	700.00
Gas supplies.....	57.45
Postage.....	61.97
Telephone.....	76.82
Tolls.....	23.19
Telegraph.....	35
Freight.....	55.25
Express.....	57.10
Drayage.....	196.42
Stationery.....	170.51
Office supplies.....	133.30
Typewriter supplies.....	12.00
Public exercise.....	53.95
Photo supplies.....	35.76
Diplomas.....	109.91
Harness and stable supplies.....	29.75
Blacksmithing.....	14.75
Paint.....	1.20
Fire extinguishers.....	83.46
Miscellaneous hardware.....	187.94
Musical supplies.....	50.05
Laboratory equipment.....	284.13
Drugs and chemicals.....	49.76
Laboratory subjects.....	76.48
Other laboratory supplies.....	11.49
Fertilizer.....	8.20
Seeds.....	35.20
Cattle.....	125.00
Corn.....	10.80
Oats.....	26.70
Hay.....	35.00
Other feed.....	64.37
Labor:	
J. J. Ellis.....	\$ 300.00
A. Fitzpatrick.....	24.00
Chas. Lewis.....	6.03
Nellie Jobes.....	3.23
A. L. Cottrill.....	31.35
Opal Morrison.....	34.35
Ray Ellis.....	20.00
Marion King.....	16.50
Doyle Fitzpatrick.....	12.50
Oscar Mick.....	106.50
Chas. Lynch.....	2.50
A. F. Miles.....	4.25
J. C. Wagoner.....	7.00
H. R. Brannon.....	12.50
Total labor.....	\$ 580.71
Traveling expense:	
E. G. Rohrbough.....	200.39
H. G. Wheat.....	33.08

W. W. Lovell.....	31.64
Frank Cutright.....	11.46
Total traveling expense.....	276.57
Total.....	\$ 6,815.74
Less discount for cash.....	12.29
Total.....	\$ 6,803.45

Wherever a part of the same class of expenditure is paid out of "State Fund, General Revenue," and a part out of "State Fund, Special Revenue," the total amount is included in above General Revenue classification.

Amount of above paid out of General Revenue.....	\$ 5,001.14
Amount of above paid out of Special Revenue.....	1,802.31
Total.....	\$ 6,803.45

The above traveling expense of E. G. Rohrbough was incurred as follows:

June 22-26, 1920, Charleston.....	34.59
Oct. 14-16, 1920, Webster Springs.....	13.70
Dec. 2-4, 1920, Charleston.....	24.08
Dec. 13-17, 1920, Charleston.....	38.88
Jan. 25-27, 1921, Weston.....	6.85
Apr. 25-27, 1921, Charleston.....	31.38
Feb. 23-Mar. 4, 1921, Atlantic City.....	50.91
Total.....	\$ 200.39

**285.—Appropriation for Repairs and Improvements, Glenville Normal School.**

Screens.....	70.75
Tiling.....	7.38
Fire extinguishers.....	150.00
Freight.....	3.05
Paint.....	114.02
Farm tools.....	49.25
Fertilizer.....	83.39
Seed.....	9.51
Locust posts.....	12.00
Plumbing supplies.....	13.97
Window shades.....	43.12
Sewer pipe.....	124.19
Miscellaneous hardware.....	229.07
Cot and mattress.....	12.90
Jones & Hendrick, legal services.....	10.00
Arnold & Moss, hauling.....	122.36
Labor:	
Doyle Fitzpatrick.....	122.30
Thomas Hammon.....	265.25
J. J. Ellis.....	225.00
Ray Ellis.....	259.05
Sundry labor, 12 persons each receiving less than \$25.00.....	96.20
Total.....	\$ 2,022.76

Wherever a part of the same class of expenditure is paid out of "State Fund, General Revenue," and part out of "State Fund, Special Revenue," the total amount is included in above General Revenue classification.

Amount of above paid out of General Revenue.....	\$ 1,714.83
Amount of above paid out of Special Revenue.....	307.93
Total.....	\$ 2,022.76

**286.—Appropriation for Buildings and Lands, Glenville Normal School.**

C. T. Whiting, balance on farm.....	\$	4,770.00
Seed.....		22.19
Blacksmithing.....		3.25
Farm tools.....		15.00
Doyle Fitzpatrick, labor.....		68.50
J. J. Ellis, labor.....		75.00
Oscar Mick, labor.....		8.10
<b>Total.....</b>	<b>\$</b>	<b>4,962.04</b>

**Recapitulation—General Revenue expenditures:**

Salaries of Teachers, Officers and Employees.....	\$	30,495.68
Current expenses.....		5,001.14
Repairs and improvements.....		1,714.83
Buildings and lands.....		4,962.04

**Grand total—Glenville Normal School..... \$ 42,173.69**

**SHEPHERD COLLEGE NORMAL SCHOOL.****287.—Appropriation for Salaries of Teachers, Officers and Employees.**

Thos. C. Miller, president, salary 1 month.....	\$	250.00
Bonus.....		300.00
W. H. S. White, president, salary 11 months.....		3,483.34
Etta O. Williams, secretary, salary 11 months.....		2,115.00
<b>Teachers:</b>		
Bessie B. Lickliger, salary 2 months.....		220.00
Mabel H. Gardner, salary 10 months.....		2,360.00
A. D. Kenamond, salary 12 months.....		2,735.34
Ella M. Turner, salary 10 months.....		2,360.00
J. D. Muldoon, salary 12 months.....		2,735.34
Addie R. Ireland, salary 10 months.....		2,120.00
Sarah W. Landes, salary 2 months.....		260.00
Paul R. Morrow, salary 10 months.....		2,375.34
Katherine Freese, salary 10 months.....		1,087.25
Jessie Trotter, salary 10 months.....		2,120.00
Mary E. Gibson, salary 3 months.....		300.00
Katrina Bumgardner, salary 9 months.....		1,440.00
Lottie M. Schneider, salary 9 months.....		1,620.00
<b>Grade teachers:</b>		
Florence M. Grubbs, salary 9 months.....		90.00
Frances Y. Bailey, salary 9 months.....		90.00
Ella M. Kelsey, salary 9 months.....		90.00
Julia Hill, salary 9 months.....		90.00
Louise Rightstone, salary 9 months.....		90.00
Abbie Banks, salary 9 months.....		90.00
Mildred Banks, salary 6 months.....		60.00
Ruth A. Taylor, salary 9 months.....		90.00
Florence Walker, salary 3 months.....		30.00
W. B. Snyder, athletic coach, salary 4 months.....		125.00
A. T. Stanley, engineer, salary 12 months.....		1,150.00
James Washington, janitor, salary 12 months.....	\$	1,175.00
<b>Total.....</b>	<b>\$</b>	<b>31,051.61</b>

Wherever a part of the same class of expenditure is paid out of "State Fund, General Revenue," and part out of "State Fund, Special Revenue," the total amount is included in above General Revenue classification.

Amount of above paid out of General Revenue.....	\$	28,368.28
Amount of above paid out of Special Revenue.....		2,683.33
<b>Total.....</b>	<b>\$</b>	<b>31,051.61</b>

<i>288.-Appropriation for Current General Expense, Shepherd College Normal School.</i>	
Kitchen equipment.....	\$ 22.83
Furniture.....	15.00
Quilts and blankets.....	9.00
Library books.....	194.81
Model school supplies.....	3.70
Public exercise.....	215.97
Advertising.....	275.42
Newspapers.....	68.52
Magazines.....	435.47
Domestic cooking material.....	92.09
Domestic sewing supplies.....	22.60
Baseball traveling expense.....	16.90
Football supplies.....	29.86
Baseball supplies.....	226.71
Basketball supplies.....	44.58
Medical attendance.....	5.00
Other athletic expense.....	517.26
Laundry.....	1.43
Mops and brushes.....	2.55
Other janitor supplies.....	47.54
Coal.....	1,493.15
Electricity.....	738.65
Gasoline.....	8.15
Water.....	279.80
Ice.....	39.59
Electric supplies.....	9.45
Fire extinguishers.....	142.10
Postage.....	114.50
Telephone.....	92.25
Telegraph.....	7.59
Freight.....	715.72
Express.....	28.59
Drayage.....	23.37
Stationery.....	297.14
Office supplies.....	299.22
Diplomas.....	32.11
Photo supplies.....	77.93
Printing "Picket".....	337.50
Premium on official bond—W. H. S. White.....	7.50
Auto supplies.....	9.00
Advance allowance W. H. S. White.....	200.00
Miscellaneous hardware.....	149.47
Musical supplies.....	8.79
Laboratory equipment.....	90.65
Drugs and chemicals.....	3.00
Other laboratory supplies.....	15.81
National Education Association dues.....	5.00
Transfer from miscellaneous to boarding house fund.....	67.50
Taxi service.....	39.00
Seeds.....	13.30
Plants.....	78.50
Feed.....	10.00
<b>Labor:</b>	
Sam Monroe.....	6.00
C. M. Stipp.....	60.00
R. B. McKee.....	48.66
<b>Traveling expense:</b>	
W. H. S. White.....	\$ 224.60
Paul R. Morrow.....	21.43

A. D. Kenamond .....	7.34
Geo. M. Ford .....	59.68
Total traveling expense..... \$	313.05
Total..... \$	8,109.28

Wherever a part of the same class of expenditure is paid out of "State Fund, General Revenue," and part out of "State Fund, Special Revenue," the total amount is included in above General Revenue classification.

Amount of above paid out of General Revenue..... \$	6,273.73
Amount of above paid out of Special Revenue..... \$	1,835.55
Total..... \$	8,109.28

The above traveling expense of W. H. S. White was incurred as follows:

Aug. 27, 1920, Moorefield, Morgantown, Berkeley Springs	43.70
Oct. 18, 1920, Thomas.....	19.77
Nov. 2-6, 1920, Parkersburg.....	35.90
Dec. 3, 1920, Keyser.....	18.12
Dec. 17, 1920, Elkins.....	10.87
Jan. 21-25, 1921, Charleston.....	63.69
Feb. 24-Mar. 2, 1921, Washington, D. C. and Atlantic City	32.55
Total..... \$	224.60

289.—*Appropriation for Repairs and Improvements, Shepherd College Normal School.*

U. S. Martin, grading and fencing tennis court..... \$	324.00
Transfer to State Board of Control—Special Revenue Fund, to pay contracts made prior to June 30, 1920.	1,632.47
Lumber and locust posts.....	88.09
Roofing.....	20.48
Cement.....	29.60
Paint.....	13.30
Heaters.....	23.52
Electric supplies.....	60.67
Plumbing and supplies.....	199.47
Miscellaneous hardware.....	203.00

**Labor:**

W. R. Miller.....	561.55
E. H. Miller.....	434.30
A. T. Stanley.....	25.00
R. W. Miller.....	138.20
J. E. Branson.....	78.25
Howard Holmes.....	101.10
Sam Monroe.....	52.73
L. S. Stanley.....	119.50
Sundry labor, 12 persons each receiving less than \$25.00.	77.53

Total..... \$ 4,182.76

Wherever a part of the same class of expenditure is paid out of "State Fund, General Revenue," and a part out of "State Fund, Special Revenue," the total amount is included in above General Revenue classification.

Amount of above paid out of General Revenue..... \$	3,856.95
Amount of above paid out of Special Revenue.....	325.81
Total..... \$	4,182.76

**Recapitulation—General Revenue expenditures:**

Salaries of officers, teachers and employees..... \$	28,368.28
--	-----------

Current expense.....	6,273.73
Repairs and improvements.....	3,856.95
Grand Total—Shepherd College.....	\$ 38,498.96

## WEST LIBERTY NORMAL SCHOOL.

290.—*Appropriation for Salaries of Teachers, Officers and Employees.*

H. J. McGinnis, president, salary 11 months.....	\$ 3,025.00
C. T. Boggs, teacher, salary 11 months.....	2,470.00
Carrie M. Dague, teacher, salary 10 months.....	1,755.00
Maude I. Jefferson, teacher, salary 10 months.....	1,940.00
Gertrude McCrum, teacher, salary 1 month.....	240.00
D. B. Rogers, teacher, salary 10 months.....	2,135.00
Mary L. Yager, teacher, salary 10 months.....	1,930.00
Maude Witherson, teacher, salary 10 months.....	1,506.80
O. A. Kelley, teacher, salary 1 month.....	180.00
C. M. Koon, teacher, salary 9 months.....	2,250.00
Mary E. Morgan, teacher, salary 9 months.....	1,350.00
Adda Gardner, critic, salary 9 months.....	135.00
Maude Curtis, critic, salary 9 months.....	135.00
C. W. Rogers, Supt. of building, salary 12 months.....	1,465.00
A. M. Montgomery, farmer, salary 12 months.....	1,200.00
Sophia Henning, matron, salary 2 months.....	161.00
Virginia Powell, secretary, salary 10 months.....	1,000.00
Z. T. Taylor, Supt. of construction, salary 1 month.....	233.04
Garland Boggs, labor, salary 5 months.....	81.00
Total.....	\$ 23,191.84

Wherever a part of the same class of expenditure is paid out of "State Fund, General Revenue," and part out of "State Fund, Special Revenue," the total amount is included in above General Revenue classification.

Amount of above paid out of General Revenue.....	\$ 23,186.34
Amount of above paid out of Special Revenue.....	5 50
Total.....	\$ 23,191.84

291.—*Appropriation for Current General Expenses, West Liberty Normal School.*

Desks.....	\$ 41.20
Other furniture.....	22.88
Dish truck.....	59.00
Towels.....	179.49
Sheets and pillow cases.....	28.23
Blankets.....	17.65
Library books.....	113.00
Catalogues.....	195.00
Other advertising.....	175.49
Magazines.....	42.20
Domestic cooking material.....	93.60
Domestic cooking utensils.....	3.89
Domestic sewing supplies.....	72.84
Baseball traveling expense.....	182.50
Basketball traveling expense.....	12.00
Baseball supplies.....	130.37
Basketball supplies.....	57.50
Other athletic expense.....	201.20
Laundry.....	15.23
Janitor supplies.....	38.73
Coal.....	562.54
Gas.....	899.75
Electricity.....	18.55
Gasoline.....	54.50



Lubricating oil.....	143.74
Illuminating oil.....	216.85
Gas supplies.....	14.11
Electric supplies.....	10.10
Plumbing supplies.....	22.03
Paint.....	6.18
Postage.....	\$ 89.11
Telephone.....	53.43
Tolls.....	69.97
Freight, express and drayage.....	149.63
Stationery.....	165.03
Office supplies.....	95.78
Typewriters and repairs.....	89.10
Public exercise.....	129.00
Photo supplies.....	99.80
Diplomas.....	35.87
Premium on official bond—J. H. McGinnis.....	6.25
Engine-room supplies.....	4.25
Engine room repairs.....	28.85
Auto supplies and repairs.....	199.76
Auto.....	612.54
Miscellaneous hardware.....	297.15
Fire extinguishers.....	142.10
Musical supplies.....	23.75
Laboratory equipment.....	12.68
Drugs and chemicals.....	3.60
Wall paper.....	8.55
Fertilizer.....	118.60
Seeds.....	143.02
Hogs.....	10.00
Feed.....	29.79
<b>Labor:</b>	
A. G. Montgomery.....	35.00
J. C. May.....	7.20
Walter Pierce.....	63.20
B. F. Shields.....	16.00
Calvin Davis.....	16.00
Garland Boggs.....	40.00
<b>Traveling expense:</b>	
H. J. McGinnis.....	155.06
F. P. Graves.....	21.57
C. W. Rogers.....	5.40
D. B. Rogers.....	6.75
<b>Total.....</b>	<b>\$ 6,614.14</b>
Less discount for cash.....	12.86
<b>Net total or amount expended.....</b>	<b>\$ 6,601.28</b>

Wherever a part of the same class of expenditure is paid out of "State Fund, General Revenue," and part out of "State Fund, Special Revenue," the total amount is included in above General Revenue classification.

Amount of above paid out of General Revenue.....	\$ 5,309.35
Amount of above paid out of Special Revenue.....	1,291.93
<b>Total.....</b>	<b>\$ 6,601.28</b>

**The above traveling expense of H. J. McGinnis was incurred as follows:**

<b>June 22-26, 1920, Charleston.....</b>	<b>\$ 35.38</b>
<b>Nov. 11-14, 1920, Morgantown.....</b>	<b>21.39</b>
<b>Dec. 1-3, 1920, Charleston.....</b>	<b>32.68</b>
<b>Jan. 12, 1921, Wheeling.....</b>	<b>1.05</b>
<b>Jan. 26, 1921, Limestone.....</b>	<b>3.25</b>

Jan. 29, 1921, Triadelphia.....		.75
Feb. 3-5, 1921, Fairmont.....		12.86
Feb. 23, Nov. 4, 1921 Atlantic City.....		47.70
Total.....	\$	155.06
<b>292.—Appropriation for Repairs and Improvements, West Liberty Normal School.</b>		
J. E. Moss Iron Works, concrete reinforcement.....	\$	203.20
D. E. Hervey, drilling and casing two wells.....		762.50
Galvanized pipe.....		665.84
Delco light system.....		240.00
Deep well pump.....		260.00
Tank and pump.....		100.00
Lumber.....		48.90
Paint.....		70.94
Plumbing supplies.....		7.00
Brick.....		30.00
Miscellaneous hardware.....		101.89
Pipe.....		527.74
<b>Labor:</b>		
Eli Johnson.....		123.00
Z. T. Taylor.....		944.40
A. M. Wait.....		43.88
Joseph Hunt.....		26.52
J. C. May.....		216.93
W. A. Pierce.....		186.18
C. Shaffer.....		33.98
Ray Bonar.....		368.03
George White.....		116.92
J. M. Johnson.....		52.50
B. F. Shields.....		639.24
John Lowe.....		349.00
Harry Johnston.....		231.75
Lloyd Crow.....		36.00
Sundry labor, 7 persons each receiving less than \$25.00..		72.32
Total.....	\$	6,458.66
Wherever a part of the same class of expenditure is paid out of "State Fund, General Revenue," and part out of "State Fund, Special Revenue," the total amount is included in above General Revenue classification.		
Amount of above paid out of General Revenue.....	\$	3,500.00
Amount of above paid out of Special Revenue.....		2,958.66
Total.....	\$	6,458.66
<b>Recapitulation—General Revenue expenditures:</b>		
Salaries of teachers, officers and employees.....	\$	23,186.34
Current General Expense.....		5,309.35
Repairs and Improvements.....		3,500.00
Grand Total—West Liberty Normal School.....	\$	31,995.69

**SCHOOL FOR DEAF AND BLIND.**

<b>293.—Appropriation for Salaries of Teachers, Officers and Employees.</b>		
F. L. Burdette, superintendent, salary 4 months.....	\$	630.00
H. F. Griffey, superintendent, salary 9 months.....		2,253.65
Laura Burdette, matron, salary 3 months.....		175.01
Mrs. H. F. Griffey, matron, salary 9 months.....		450.00
Leona Watkins, matron, salary 10 months.....		512.00
Minnie Study, matron, salary 10 months.....		576.00
Mrs. S. E. Burke, matron, salary 10 months.....		537.60
Mrs. Lucinda Golliday, matron, salary 10 months.....		475.00
Mary Carder, matron, salary 2 months.....		80.00

Ethel Davis, matron, salary 1 month	30.00
Della Ulery, matron, salary 1 month	25.00
Ida F. Bean, matron, salary 10 months	315.00
Anna C. Moylan, matron, salary 10 months	325.00
Alice Combs, matron, salary 10 months	315.00
Mrs. J. W. Lantry, matron, salary 5 months	200.00
Maurice Relihan, Supt. D. boys, salary 10 months	585.00
J. Susan Stump, Prin. B. boys, salary 9 months	1,350.00
M. H. Kellar, Prin. boys, salary 11 months	1,570.00
A. H. Cox, prin. boys, salary 2 months	220.00
Ruth Snider, stenographer, salary 9 months	700.00
A. B. Davis, secretary, salary 12 months	1,740.00
Delbert Williams, librarian, salary 11 months	106.00
<b>Teachers:</b>	
C. D. Seaton, salary 11 months	1,280.00
O. W. McInturff, salary 2 months	180.00
A. J. Thompson, salary 11 months	1,152.00
C. E. Whipp, salary 11 months	1,014.25
C. O. Hiser, salary 11 months	1,064.50
Rebecca Smith, salary 2 months	150.00
Margaret Scanlon, salary 11 months	1,088.00
Winifred Buckwalter, salary 11 months	\$ 1,080.40
Mary B. Keller, salary 3 months	271.80
Ella Heiskell, salary 11 months	901.00
Nettie Lucas, salary 11 months	448.00
Edna Offut, salary 11 months	895.00
Mary Burns, salary 11 months	995.00
Betty C. Jones, salary 11 months	1,009.00
Frances McAndrews, salary 11 months	640.00
Ethel Gollibugh, salary 2 months	80.00
Florence Stickney, salary 2 months	160.00
Mildred Rogers, salary 2 months	160.00
Grace Gerould, salary 11 months	1,024.00
Mrs. C. P. Knight, salary 2 months	170.00
Rebecca Daily, salary 11 months	944.00
Agatha E. Estill, salary 11 months	601.60
Angie Kelley, salary 2 months	120.00
George Drake, salary 11 months	640.00
Mrs. Blair Haines, salary 9 months	1,003.00
Mrs. Martha Corbitt, salary 9 months	900.00
Ruth Park, salary 9 months	900.00
Sarah Hudgin, salary 9 months	900.00
Catherine Orndorff, salary 9 months	1,015.00
Minnie Aldridge, salary 9 months	360.00
Mrs. A. R. Casey, salary 9 months	405.00
Marvin Hockman, salary 9 months	720.00
Irma Nuss, salary 7 + months	797.50
Lena Wise, salary part month	33.50
Ruth Drinkworth, salary 8 months	811.25
<b>Clerks:</b>	
Ed. Schrader, salary 11 months	\$ 448.00
Joseph Daigle, salary 11 months	520.00
Herman Walker, salary 2 months	80.00
<b>Maids:</b>	
Vernie Lindsay, salary part month	12.27
Dora McKeever, salary 9 months	214.52
<b>Cooks:</b>	
A. J. Zeiler, salary part month	29.68
Isabel Clifford, salary 1 month	35.00
Bertha Douglas, salary 1 month	24.00
John Douglass, salary 1 month	36.00
Mrs. Bernice Jordan, salary 10 + months	586.80

## Miscellaneous:

Myrtle Orndorff, nurse, salary 9 months . . . . .	637.50
Sadie J. McDonald, nurse, salary 1 month . . . . .	75.00
S. Keckley, dairyman, salary 11 months . . . . .	582.30
John Maphis, fireman, salary 11 months . . . . .	861.00
I. P. Parker, engineer, salary 11 months . . . . .	1,397.00
Sam Davis, farmer, salary 11 months . . . . .	823.60
J. D. Stansbury, night watchman, salary 11 months . . . . .	412.45
Mrs. Ada Hannah, housekeeper, salary 11 months . . . . .	462.00
C. H. Cox, dairyman, salary 2 months . . . . .	80.00
George Brown, janitor, salary 11 months . . . . .	644.00
O. H. Judy, foreman, salary 11 months . . . . .	214.00
Harry Daigle, supervisor, salary 9 months . . . . .	450.00
Henry Freimel, carpenter, salary 9 months . . . . .	928.80
Cleve Davis, fireman, salary 9 months . . . . .	584.08
Wilbur Singleton, dairyman, salary 5 + months . . . . .	\$ 126.00
A. R. Hershey, dairyman, salary 7 months . . . . .	389.52
C. H. Simmons, dairyman, salary 1 month . . . . .	85.25
Mervin Douglas, waiter, salary 9 months . . . . .	432.00
Howard Lemon, farmer, salary 5 months . . . . .	27.50
Raymond Grover, farmer, salary 5 months . . . . .	27.50
Wim. Blackburn, gardener, salary 1 month . . . . .	45.00

## Labor:

Cora Douglass, salary 9 months . . . . .	303.03
M. G. Reynolds, salary 1 month . . . . .	58.33
Ethel Sirbaugh, salary 2 months . . . . .	57.00
R. S. Fisher, salary 1 month . . . . .	47.15
Maggie Davis, salary 4 months . . . . .	123.75
Ada Blue, salary 7 months . . . . .	188.31
Ethel Amick, salary 7 months . . . . .	226.73
Mollie Amick, salary 7 months . . . . .	230.65
Earl Bushong, salary 9 months . . . . .	90.00
Lewis Douglass, salary 9 months . . . . .	432.00
Mrs. Ed. Douglass, salary 7 months . . . . .	177.50
Don Boggs, salary 9 months . . . . .	238.37
Virnie Davis, salary 1 month . . . . .	45.00
Maude Davis, salary 6 + months . . . . .	222.08
Lilly Wise, salary 1 month . . . . .	30.00
Mrs. S. Keckley, salary 9 months . . . . .	270.00
Sallie Shanholtz, salary 3 months . . . . .	97.25
Nettie Bowman, salary 10 months . . . . .	487.75
Mallie Hines, salary 8 months . . . . .	259.64
Lona Fultz., salary 2 months . . . . .	43.00
Sundry labor, 21 persons each receiving less than \$25.00 . . . . .	256.72

Total salaries . . . . . \$ 52,239.09

## 294.—Appropriation for Current General Expenses School for Deaf and Blind.

Beef . . . . .	\$ 2,053.25
Pork . . . . .	144.66
Poultry . . . . .	299.34
Oysters . . . . .	27.65
Sausage . . . . .	12.29
Canned meats . . . . .	132.73
Eggs . . . . .	271.44
Butter . . . . .	43.16
Oleomargarine . . . . .	1,569.08
Lard . . . . .	170.67
Milk . . . . .	8.00
Cream . . . . .	77.32
Cheese . . . . .	94.14
Flour . . . . .	2,399.31

Meal.....	35.09
Bread.....	19.50
Crackers.....	199.48
Macaroni.....	64.20
Hominy.....	34.10
Sugar.....	1,820.07
Coffee.....	348.05
Tea.....	6.00
Potatoes.....	938.13
Beans.....	384.70
Cabbage.....	52.31
Rice.....	41.70
Cereals.....	96.18
Canned corn.....	31.20
Canned peas.....	31.10
Other canned vegetables.....	21.20
Fresh tomatoes.....	78.66
Fresh corn.....	10.86
Fresh beans.....	8.70
Other fresh vegetables.....	47.69
Canned pears.....	13.50
Canned plums.....	4.63
Canned apricots.....	10.50
Canned pineapple.....	13.70
Fresh peaches.....	304.85
Fresh plums.....	9.00
Fresh apples.....	387.25
Other fresh fruits.....	98.94
Figs.....	3.81
Dried prunes.....	20.63
Other dried fruits.....	16.40
Syrup.....	174.73
Pepper.....	8.67
Salt.....	124.25
Yeast.....	118.97
Baking powder.....	24.15
Vinegar.....	66.74
Ketchup and sauces.....	4.40
Flavoring extracts.....	15.27
Other food supplies.....	187.26
Canning supplies.....	620.15
Threshing grain.....	38.40
Filling silo.....	64.75
Refund to Sheriff of Wayne Co. over payment Indigent Clothing Fund.....	232.88
Notary fees, \$1.75, Diplomas, \$1.00.....	2.75
Music supplies.....	38.57
Laundry soap.....	535.17
Other cleansers.....	330.52
Other laundry supplies.....	34.62
Broom factory supplies.....	1,432.68
Mops and brushes.....	63.75
Toilet paper.....	336.76
Disinfectants.....	57.95
Other janitor supplies.....	193.87
Fire extinguishers.....	190.36
Carpets.....	87.75
Sheets and pillow cases.....	144.24
Table silver.....	19.78
Table china.....	341.94
Kitchen equipment.....	110.71
Kitchen utensils.....	479.48
Tables.....	28.00

Chairs.....	318.91
Fire hose.....	333.90
Leather.....	341.66
Shoes.....	373.13
Shoe repairs.....	109.57
Underwear.....	86.25
Clothing.....	876.30
Dry goods.....	939.01
Notions.....	178.66
Household supplies.....	172.96
Amusements.....	\$ 35.90
Funeral expense.....	4.00
Transportation of children.....	7,111.75
Room and board for children.....	151.25
House rent.....	54.00
Maryland School for Blind, board and tuition.....	3,450.00
Clothing.....	344.00
Allegheny Hospital (Cumberland, Md.) treating patients.....	102.50
H. W. Griffey, advance allowance.....	1,000.00
Premium on official bond.....	6.25
Breeders association dues.....	8.00
Manual training benches.....	120.00
Coal.....	6,730.68
Electricity.....	298.50
Gasoline.....	215.51
Lubricating oil.....	143.47
Illuminating oil.....	18.73
Water.....	16.78
Ice.....	166.16
Electric supplies.....	140.18
Plumbing supplies.....	2.37
Cattle.....	100.00
Chickens.....	150.00
Corn.....	334.28
Oats.....	77.00
Chop and middlings.....	279.93
Bran.....	480.75
Hay.....	392.54
Other feed.....	\$ 36.99
Sacks and bags.....	13.60
Fertilizer.....	89.09
Seeds.....	274.48
Plants.....	25.45
Vehicles.....	63.25
Harness repairs.....	39.88
Vehicle repairs.....	1.75
Auto repairs.....	402.89
Blacksmithing.....	111.55
Engine room repairs.....	165.03
Farm machinery.....	435.13
Farm tools.....	5.80
Paint.....	9.60
Lumber.....	33.14
Other farm supplies.....	136.92
Miscellaneous hardware.....	462.97
Barber supplies.....	33.10
Barbering.....	12.59
A. B. Davis, expense qualifying as notary.....	7.50
Books.....	122.68
Newspapers.....	77.68
Other publications.....	96.12
School supplies.....	1,196.85
Advertising.....	25.36

Drugs.....	273.89
Spectacles for children.....	13.00
Surgical supplies.....	3.06
Gauze.....	2.20
Other hospital supplies.....	56.14
Medical attendance.....	652.90
Veterinary service.....	99.00
Dental work.....	23.50
Postage.....	236.77
Telephone.....	45.00
Telephone tolls.....	31.10
Telegraph.....	65.97
Freight.....	3,878.26
Express.....	142.36
Drayage.....	117.17
Typewriters repairs.....	49.49
Stationery.....	670.11
Office supplies.....	58.94
<b>Labor:</b>	
Belle Corbin.....	35.62
Neva Blackburn.....	50.20
Leona Hiner.....	33.20
Addie Blue.....	27.55
Mary Carder.....	25.00
John Harrison.....	44.00
A. E. Estill.....	25.00
Wilbur Singleton.....	56.20
Nettie Pownell.....	45.00
Reginald Roberts.....	36.20
Cleve Simmons.....	163.40
Sadie J. McDonald.....	37.50
Isabel Clifford.....	50.16
C. H. Parsons.....	28.00
Walter Hines.....	144.20
Sydney Keckley.....	39.00
Frank Maphis.....	44.75
Wm. Ludwig.....	76.60
Bertie Albright.....	106.00
Mary Boon.....	59.10
Nettie Bowman.....	51.40
Fannie Davies.....	99.10
Maggie Davis.....	40.18
Mallie Hines.....	40.80
Janie Miller.....	55.60
Harry Parker.....	146.58
Virida Parker.....	85.60
Sallie Shanholtzer.....	50.59
Lillian Wise.....	29.00
I. Maphis.....	46.48
Walter Haffer.....	33.10
Cleve Davis.....	31.09
Maude Davis.....	34.50
Sundry labor, 63 persons each receiving less than \$25.00.....	531.81
Total labor.....	\$ 2,402.51
<b>Traveling expense:</b>	
F. L. Burdette.....	43.96
H. F. Griffey.....	138.58
Mrs. H. F. Griffey and children.....	135.97
A. B. Davis.....	71.48
Total traveling expense.....	\$ 389.99
<b>Total.....</b>	<b>\$ 57,320.33</b>

Less discount for cash.....	\$	146.04	
Less freight paid and deducted.....		104.43	250.47
<b>Total.....</b>	<b>\$</b>		<b>57,069.86</b>

Wherever a part of the same class of expenditure is paid out of "State Fund, General Revenue," and part out of "State Fund, Special Revenue," the total amount is included in above General Revenue classification.

Amount of above paid out of General Revenue.....	\$	45,732.52	
Amount of above paid out of General Revenue.....		11,337.34	
<b>Total.....</b>	<b>\$</b>		<b>57,069.86</b>

The above traveling expense of F. L. Burdett was incurred as follows:

June 19-22, 1920, Charleston.....	\$	7.87	
June 21-26, 1920, Baltimore.....		36.09	

<b>Total.....</b>	<b>\$</b>	<b>43.96</b>	
-------------------	-----------	--------------	--

H. F. Griffey:

Nov. 2-5, 1920, Charleston.....	\$	54.56	
Feb. 4, 1921, Washington, D. C.....		16.96	
Feb. 27-Mar. 4, 1921, Atlantic City.....		33.53	
Duplicate payment, check redeposited..		33.53	

<b>Total.....</b>	<b>\$</b>	<b>138.58</b>	
-------------------	-----------	---------------	--

295.—*Appropriation for Repairs and Improvements, School for Deaf and Blind.*

Warren-Webster and Co., steam heating system.....	\$	789.00	
Transfer State Board Control—Special Revenue Fund, to pay existing contracts.....			1,570.74
Pittsburg Gage & Supply Co., manhole curb.....		97.48	
Modern Window Glass Co., plate glass.....		103.62	
R. S. Martin, lumber.....		526.55	
South Branch Lbr. Co., lumber.....		60.00	
Cessna Lbr. Co., lumber.....		150.00	
J. F. Timbrook, lumber.....		127.69	
Lumber.....		22.20	
Paint and varnish.....		54.49	
Repairs for pump.....		17.50	
Repairs for engine.....		96.38	
Repairs for boiler.....		1.25	
Repairs for shoe machine.....		3.10	
Repairs for laundry machine.....		26.75	
Repairs for roof.....		21.30	
Rubberoid roofing.....		25.23	
Walter Haffner, repairs to roof.....		30.45	
Engine room supplies.....		9.00	
Barbed wire \$9.92, nails \$8.20.....		18.12	
B. F. Racy, cork carpet.....		163.30	
Crane Company, plumbing supplies.....		67.95	
Plumbing supplies.....		94.58	
Electrical supplies.....		21.16	
Door hangers and equipment for cannery.....		15.14	
Windows and doors for cannery.....		52.91	
Miscellaneous hardware.....		140.26	
Freight.....		12.50	
R. S. Fisher, carpenter.....		421.10	
Perry Luttrell, carpenter.....		54.00	
Robert Shanholtzer, plasterer.....		15.00	
A. K. Martin, painting.....		64.50	
T. L. Brown, painting smoke-stack.....		18.00	
A. J. Thompson, painting cannery.....		24.00	



John A. Lewis, painting and papering.....	47.60
Charles E. Carder, work on cannery.....	108.60
<b>Total.....</b>	<b>\$ 5,071.45</b>
<b>296.—Appropriation for Buildings and Land, School for Deaf and Blind.</b>	
H. F. Griffey, advanced to pay for labor.....	\$ 1,000.00
A. A. Soupart, per diem.....	118.00
Transportation.....	64.01
Hotel and meals.....	33.35
Whitaker-Greer Fire-proofing Co., building tile.....	639.77
American Cement Machine Co., concrete mixer.....	661.50
Savage Mountain Tri. Brick Co., brick.....	1,731.43
W. Va. and Pittsburg Sand Co., sand and gravel.....	147.20
Alpha Portland Cement Co., cement.....	1,121.62
M. J. Grove Lime Co., lime.....	273.10
Sun Lumber Co., lumber.....	373.64
Thomas F. Martin, lumber.....	81.50
J. F. Timbrook, lumber.....	310.85
Lumber.....	2.66
Freight on building material.....	2,239.04
Wheelbarrows, shovels and tools.....	127.68
Wire.....	14.20
Miscellaneous hardware.....	27.89
New Century Garage Co., use of truck.....	16.20
Hampshire County Court, use of crusher and truck.....	140.00
<b>Labor:</b>	
John C. Linthicum.....	300.00
L. Shanholtzer.....	38.25
Jake Ganoe.....	145.05
G. P. Miller.....	449.72
Burr Hines.....	159.37
Howard Lewis.....	111.45
Jesse Ganoe.....	136.20
Geo. Heavener.....	\$ 105.30
Thomas Jenkins.....	128.55
Ed. Robinson.....	66.20
C. H. Haines.....	49.95
John W. Davis.....	55.66
Homer Birch.....	531.00
B. H. Haines.....	94.65
Fred Mauk.....	36.45
Wm. Smith.....	66.15
Alex Singleton.....	87.30
Warner Jackson.....	99.60
Chalres Howard.....	123.60
Joe Sutherly.....	33.70
G. H. Haines.....	129.20
Joe Brooks.....	72.30
Bob Jackson.....	66.30
L. W. McCauley.....	63.00
Boyd Smith.....	46.05
A. L. Schuller.....	75.10
L. B. Cookus.....	42.30
C. L. Grant.....	34.80
E. W. Kirby.....	35.40
Sundry labor, 25 persons each receiving less than \$25.00.....	269.78
<b>Total.....</b>	<b>\$ 12,776.02</b>
<b>Recapitulation—General Revenue Expenditures:</b>	
Salaries, Officers, Teachers and Employees.....	\$ 52,239.09
Current Expense.....	45,732.52

Repairs and Improvements.....	5,071.45
Buildings and Land.....	12,776.02

Grand Total—School for Deaf and Blind..... \$ 115,819.08

#### COLORED DEAF AND BLIND SCHOOL.

297.—*Appropriation for Current Expense, Colored Deaf and Blind School.*

David F. Sheets, transportation.....	\$ 2.91
Hotel and meals.....	42.58
Abstracting title to state property.....	200.00
Maryland School for the Blind, board and tuition.....	1,350.00
Expense sending Wendell Amiss to Columbus, Ohio.....	17.10
Expenses incurred in locating site for Colored Deaf and Blind School:	
J. W. Luther, transportation.....	49.81
Hotel and meals.....	7.75
E. J. Graham, Jr., transportation.....	70.20
Hotel and meals.....	40.70
Per diem.....	72.00
Taxi.....	18.75
Telephone, \$4.65, porter, \$.75.....	5.40
Dr. C. B. Anderson, transportation.....	47.11
Hotel and meals.....	20.90
Per diem.....	48.00
Telephone.....	3.10
Total.....	\$ 1,996.31

#### STORER COLLEGE.

298.—*Appropriation for Salaries of Teachers of Storer College.*

Henry F. McDonald, teacher, salary 12 months.....	\$ 600.00
W. A. Saunders, teacher, salary 12 months.....	400.00
J. U. Arter, teacher, salary 6 months.....	150.00
B. F. Motte, teacher, salary 1 month.....	50.00
Total salaries.....	\$ 1,200.00

299.—*Appropriation for Salaries of Industrial Department of Storer College.*

H. H. Winters, teacher, salary 12 months.....	600.00
Celeste B. Newcomer, teacher, salary 6 months.....	150.00
Eliza W. Sims, teacher, salary 12 months.....	300.00
W. R. Peregoy, teacher, salary 12 months.....	450.00
Total salaries.....	\$ 1,500.00

Recapitulation—General Revenue Expenditures:

Salaries of Teachers.....	\$ 1,200.00
Industrial Department.....	1,500.00

Grand Total—Storer College..... \$ 2,700.00

#### WEST VIRGINIA COLLEGIATE INSTITUTE.

300.—*Appropriation for Salaries of Teachers, Officers and Employees.*

J. W. Davis, president, salary 12 months.....	\$ 3,720.71
C. E. Mitchell, business manager, salary 12 months.....	2,126.62
W. J. Bacon, physical director, salary 2 months.....	300.00
Lorain Upthegrove, matron, salary 9 months.....	900.00
A. D. Fleming, matron, salary 6 months.....	900.00
Helen T. Johnson, matron, salary 1 month.....	150.00
M. T. Sinclair, physician, salary 9 months.....	800.00
A. G. Spurlock, Supt. industries, salary 11 months.....	1,613.34

W. F. Savoy, secretary, salary 9 months .....	1,503.28
Mabel G. Reynolds, stenographer, salary 2 months.....	120.00
Teachers:	
Fannie Carter, salary 4 + months.....	389.18
S. H. Guss, salary 9 months.....	1,703.31
W. D. Johnson, salary 1 month.....	220.00
Mrs. A. A. Taylor, salary 1 month.....	160.00
A. A. Taylor, salary 9 months.....	1,512.70
D. L. Ferguson, salary 8 months.....	1,814.94
R. L. Brown, salary 10 months.....	1,053.12
Clarence Hubbard, salary 10 months.....	1,048.68
F. H. Marshall, salary 10 months.....	1,080.00
Cleola Gray, salary 1 month.....	75.00
Maude Price, salary 6 months.....	763.60
Elizabeth Mitchell, salary 2 months.....	260.00
Amanda Spriggs, salary 6 months.....	1,069.10
C. E. Jones, salary 10 months.....	1,190.00
A. G. Brown, salary 10 months.....	1,280.00
William Moore, salary 6 + months.....	118.92
Solomon Brown, salary 10 months.....	1,270.00
Charlotte Campbell, salary 2 months.....	176.00
A. W. Curtis, salary 10 months.....	1,723.33
R. W. James, salary 10 months.....	1,503.28
Don W. Jones, salary 6 + months.....	610.00
Gertrude Warkins, salary 2 months.....	160.00
Joseph Lovette, salary 9 months.....	1,270.00
J. R. Jefferson, salary 1 month.....	50.00
Mary E. Eubank, salary 9 months.....	\$ 1,300.00
Elizabeth Coleman, salary 2 months.....	160.00
Delbert Prillerman, salary 9 months.....	1,291.00
C. R. Campbell, salary 1 month.....	150.00
H. L. Dickason, salary 1 month.....	150.00
Mrs. J. S. Price, salary 1 month.....	150.00
C. G. Woodson, salary 9 months.....	2,475.00
Mary S. Campbell, salary 2 months.....	144.00
J. S. Price, salary 9 months.....	1,700.00
F. A. Parker, salary 9 months.....	1,363.60
D. A. Lane, salary 9 months.....	1,363.60
H. W. Taylor, salary 9 months.....	909.10
Geneva E. Jackson, salary 9 months.....	1,363.60
Sam Dunlap, salary 9 months.....	1,350.00
H. S. Blackiston, salary 9 months.....	1,260.00
C. J. Michaels, salary 9 months.....	960.00
Mary Roan, salary 9 months.....	800.00
Fay S. Handley, salary 9 months.....	1,375.00
J. A. Kinney, clerk, salary 9 + months.....	547.70
Roscoe Howard, farmer, salary 10 months.....	1,088.00
Wm. Spriggs, carpenter, salary 9 months.....	1,483.31
Andrew Wicks, janitor, salary 9 months.....	979.18
Alex. Washington, labor, salary 4 months.....	327.50
P. H. Payne, labor, salary 1 month.....	169.55
Russell Moss, janitor, salary 10 months.....	1,184.36
Max Westerband, fireman, salary 10 months.....	1,008.44
Otis Taylor, fireman, salary 4 months.....	327.50
Jacob Johnson, watchman, salary 10 months.....	900.00
Cleola Gray, cook, salary part month.....	37.50
Margaret Smith, labor, salary 5 part months.....	197.97
L. N. Brown, labor, salary 1 month.....	112.00
Biah Meadows, cook, salary 5 + months.....	\$ 425.00
Harry Davis, painting, salary 2 months.....	160.00
Jesse Chatman, labor, salary 2 months.....	52.50
Morris Jones, labor, salary 1 month.....	33.00
Theo. James, labor, salary 2 + months.....	218.80

Julius Brown, watchman, salary 2 months . . . . .	186.00
Chalmer Carter, watchman, salary 7 months . . . . .	528.42
Marcellus Broady, mail carrier, salary 8 months . . . . .	105.72
Percy Banks, engineer, salary 8 months . . . . .	349.50
Mary English, janitress, salary 8 months . . . . .	827.82
Earl Dickerson, bugler, salary 3 months . . . . .	36.00
Marie Robinson, chapel work, salary 6 months . . . . .	118.92
Stansberry Peters, labor, salary 9 months . . . . .	79.22
Naomi Grant, labor, salary 6 + months . . . . .	117.12
Walter Hayden, labor, salary 6 + months . . . . .	117.12
Bernard Brown, labor, salary 5 + months . . . . .	69.72
Connie Robinson, labor, salary 2 part months . . . . .	37.75
Ellen Johnson, labor, salary 2 months . . . . .	32.75
Annie Nash, labor, salary 2 months . . . . .	28.00
Minnie Simpson, labor, salary 2 months . . . . .	26.00
Maude Robinson, labor, salary 2 months . . . . .	36.00
Joe Sawyer, labor, salary 2 months . . . . .	36.00
Jennie Reed, stenographer, salary 9 months . . . . .	675.00
Winnie Page, librarian, salary 9 months . . . . .	118.92
Sundry labor, 21 persons each receiving less than \$25.00 . . . . .	381.00

Total salaries . . . . .	\$ 64,059.30
--------------------------	--------------

Wherever a part of the same class of expenditure is paid out of "State Fund, General Revenue," and a part out of "State Fund, Special Revenue," the total amount is included in above General Revenue classification.

Amount of above paid out of General Revenue . . . . .	\$ 58,565.10
Amount of above paid out of Special Revenue . . . . .	5,494.20

Total . . . . .	\$ 64,059.30
-----------------	--------------

301.—*Appropriation for Current Expenses, West Virginia Collegiate Institute.*

Chairs . . . . .	\$ 472.15
Tables . . . . .	132.00
Refund to appropriation for salaries for teachers . . . . .	75.00
Kitchen equipment . . . . .	39.44
Carpets and rugs . . . . .	581.36
Dish truck and trays . . . . .	79.70
Table china . . . . .	98.15
Window shades and curtains . . . . .	430.09
Mattresses and springs . . . . .	651.00
Sheets and pillow cases . . . . .	74.30
Pillows . . . . .	105.00
Quilts and blankets . . . . .	44.00
Bedsteads . . . . .	200.00
Library books . . . . .	347.55
Text books . . . . .	3,078.64
Model school supplies . . . . .	4.09
Advertising . . . . .	52.00
Newspapers . . . . .	23.25
Magazines . . . . .	21.64
Manual training tools . . . . .	197.95
Manual training lumber . . . . .	206.42
Domestic cooking material . . . . .	183.02
Domestic cooking utensils . . . . .	383.20
Domestic sewing supplies . . . . .	1,077.14
Domestic canning supplies . . . . .	632.32
Drawing material . . . . .	257.24
Football supplies . . . . .	570.36
Baseball supplies . . . . .	347.25
Guarantee for football games . . . . .	1,323.89
Expense of football games . . . . .	1,325.00
Other athletic expense . . . . .	638.84

Breakage fees refunded.....	8.00
Medical fees refunded.....	4.00
Athletic fees refunded.....	2.00
Student fees refunded.....	123.50
Enrollment fees refunded.....	22.00
Prizes and awards.....	40.00
Laundry.....	666.21
Gold dust.....	28.00
Other cleansers.....	2.58
Brooms.....	122.08
Mops and brushes.....	11.90
Toilet paper.....	195.50
Other janitor supplies.....	73.87
Coal.....	182.00
Gas.....	4,960.05
Gasoline.....	294.85
Lubricating oil.....	259.99
Illuminating oil.....	35.20
Ice.....	502.90
Gas supplies.....	122.85
Electric supplies.....	223.34
Plumbing supplies.....	246.72
Dairy supplies.....	52.45
Poultry supplies.....	25.58
Postage.....	366.50
Telephone.....	256.84
Tolls.....	608.55
Freight.....	270.80
Telegraph.....	18.77
Express.....	42.56
Stationery.....	\$ 399.15
Office supplies.....	518.38
Typewriters and repairs.....	717.86
Mimeograph.....	177.75
Photo supplies.....	51.00
Diplomas.....	87.97
Public exercise.....	286.12
Union Trust Co., interest on notes.....	179.82
Engine-room supplies.....	211.07
Farm tools.....	31.00
Harness and stable supplies.....	121.50
Blacksmithing.....	36.75
Auto supplies.....	171.91
Paint.....	61.85
Fire extinguishers.....	410.17
Incubator.....	66.60
Miscellaneous hardware.....	375.53
Musical supplies.....	335.60
Laboratory equipment.....	1,340.16
Drugs and chemicals.....	142.13
Laboratory subjects.....	7.85
Other laboratory supplies.....	11.25
Seeds.....	187.83
Plants.....	110.75
Printing supplies.....	159.84
Supplies for engineering department.....	119.87
Horses.....	153.50
Corn.....	410.97
Oats.....	24.16
Chops or middlings.....	\$ 315.19
Bran.....	85.20
Other feed.....	202.86

Boxes and baskets.....	25.80
Poultry supplies.....	29.42
Labor:	
A. W. Curtis.....	39.00
Sundry labor, 13 persons each receiving less than \$25.00.....	121.70
Traveling expense:	
J. W. Davis.....	240.28
A. A. Soupart.....	33.01
Wm. Drewery.....	12.00
S. H. Cuss.....	25.00
A. W. Gurtis.....	70.49
R. W. James.....	2.92
Mary E. Eubank.....	5.96
D. L. Ferguson.....	24.84
J. S. Price.....	2.15
Fay H. Davis.....	8.40
Sundry trips to Charleston.....	106.39
Total traveling expense.....	\$ 531.44

Total.....	\$ 31,680.53
Less discount for cash.....	159.88

    Net total or amount expended..... \$ 31,520.65

Wherever a part of the same class of expenditure is paid out of "State Fund, General Revenue," and a part of "State Fund, Special Revenue," the total amount is included in above General Revenue classification.

Amount of above paid out of General Revenue....	\$ 19,176.47
Amount of above paid out of Special Revenue.....	12,344.18

    Total ..... \$ 31,520.65

The above traveling expense of J. W. Davis was incurred in making the following trips:

June 6-20, 1920; Kalamazoo, Mich.....	36.93
July 28, 1920, Washington, D. C.....	\$ 50.00
Oct. 9-10, 1920, Beckley, Hinton.....	12.68
Nov. 17-21, 1920, Washington, D. C.....	87.12
Nov. 25-27, 1920, Bluefield.....	25.00
Dec. 10, 1920, Montgomery.....	2.56
Apr. 8-11, 1921, Northfork and Elkhorn.....	25.99

    Total..... \$ 240.28

302.—Appropriation for Repairs and Improvements, West Virginia Collegiate Institute.

W. Va. Heating and Plumbing Co., contract plumbing....	\$ 1,500.00
Lee Chandler, contract laying brick.....	5,354.65
J. W. Weiler, structural steel.....	563.84
Engine room supplies.....	129.59
Engine room repairs.....	43.67
Electric supplies.....	155.59
W. R. Heincke, contract chimneys.....	325.21
Sand and gravel.....	192.16
Plaster.....	148.79
Brick.....	917.15
Paint.....	277.55
Cement.....	11.55
Plate glass.....	275.40
Miscellaneous hardware.....	24.67
L. N. Brown, superintendent of building.....	440.00
Basil Brown, carpenter.....	275.00
W. D. Nash, carpenter.....	280.00

**Labor:**

P. C. Friend.....	214.50
M. E. Parker.....	133.35
Scott Brown.....	186.37
P. A. Friend.....	29.82
Lacy Woody.....	51.07
Howard Taylor.....	27.65
Taylor Brown.....	53.50
Morris Jones.....	\$ 73.60
John Parker.....	84.60
Jack Parker.....	77.40
Harry Bailey.....	59.40
Sam Harrison.....	50.40
Harry Davis.....	103.40
P. H. Payne.....	103.40
Sundry labor, 11 persons, each receiving less than \$25.00.	102.92

Total..... \$ 12,266.20

Wherever a part of the same class of expenditure is paid out of "State Fund, General Revenue," and a part out of "State Fund, Special Revenue," the total amount is included in above General Revenue classification.

Amount of above paid out of General Revenue.....	\$ 11,927.71
Amount of above paid out of Special Revenue.....	338.49

Total..... \$ 12,266.20

**303.—Appropriation for Building and Lands, W. Va. Collegiate Institute.**

The Chesapeake Terra Cotta Co., terra cotta.....	\$ 3,087.00
Morgan Lumber Co., building supplies.....	988.00
Miller Supply Co., iron.....	47.54
Colonial Supply Co., pipe.....	123.49
Lee Chandler, contract laying brick.....	9,150.60
Dick Woody, hauling brick.....	104.10
Taylor Brown, hauling brick.....	94.50
Scott Brown, carpenter.....	165.84
Bazil Brown, carpenter.....	94.00
W. D. Nash, carpenter.....	145.50
L. N. Brown, superintendent of building.....	192.00
Brick.....	298.40
Lime and cement.....	134.48
Tile.....	79.01

**Labor:**

Howard Taylor.....	30.08
M. E. Parker.....	76.70
Oliver Taylor.....	39.50
Percy Friend.....	31.93
Hansford Cyrus.....	33.60
Morris Jones.....	34.70
Millard Brown.....	57.00
L. Woody.....	74.70
Claude Hurt.....	115.50
Sundry labor, 9 persons, each receiving less than \$25.00..	83.70

Total..... \$ 15,281.87

Wherever a part of the same class of expenditure is paid out of "State Fund, General Revenue," and part out of "State Fund, Special Revenue," the total amount is included in above General Revenue classification.

Amount of above paid out of General Revenue.....	\$ 15,068.38
Amount of above paid out of Special Revenue.....	213.49

Total..... \$ 15,281.87

Recapitulation—General Revenue Expenditures:		
Salaries of Teachers, officers and employees.....	\$	58,565.10
Current Expenses.....		19,176.47
Repairs and improvements.....		11,927.71
Buildings and lands.....		15,068.38
Grand Total—West Virginia Collegiate Institute....	\$	104,737.66

### BLUEFIELD COLORED INSTITUTE.

<i>304.—Appropriation for Salaries of Teachers, Officers and Employees.</i>		
R. P. Sims, principal, salary 12 months.....	\$	2,814.00
M. P. Robinson, physical director, salary 7 months.....		1,260.00
F. M. Robinson, secretary, salary 2 months.....		140.00
Teachers:		
J. D. Coleman, salary 10 months.....		1,575.50
Diana S. Dent, salary 10 months.....		1,120.00
H. L. Dickason, salary 10 + months.....		1,919.50
D. F. Dunlap, salary 10 months.....		1,590.00
Ellen F. Greene, salary 2 months.....		175.00
Lucile W. Gilbert, salary 2 months.....		175.00
V. B. Spratlin, salary 2 months.....		200.00
F. B. Syphax, salary 2 months.....		230.00
S. L. Wade, salary 10 months.....		1,658.30
Truxie J. Warren, salary 10 months.....		970.00
N. Wiley, salary 10 months.....		1,590.00
S. D. Williams, salary 2 months.....		230.00
Mrs. Stella Sims, salary 10 months.....		959.00
Janie M. Dawson, salary 8 months.....		880.00
Vida L. Lewis, salary 9 months.....		1,035.00
Fannie Cobb-Carter, salary 7 months.....		776.25
H. Hatter, salary 7 months.....		875.00
Mercedes Poindexter, salary 6 months.....		791.96
E. L. Rann, salary 7 months.....		875.00
M. Gladys Simpson, clerk, salary 1 month.....		84.80
M. Williamson, janitor, salary part month.....		5.00
Wm. Taylor, janitor, salary 2 + months.....		111.25
V. Howard, janitor, salary 2 months.....		90.00
S. R. Dickason, janitor, salary 6 months.....		90.00
K. Haynes, janitor, salary 1 month.....		35.00
John Poindexter, janitor, salary 2 part months.....		10.00
Eldridge Austin, janitor, salary 3 months.....		45.00
N. G. Sims, labor, salary 5 months.....		75.00
J. M. Dawson, labor, salary part month.....		14.66
R. P. Sims, Jr., mail carrier, salary 6 + months.....		129.25
Total salaries.....	\$	22,529.47

<i>305.—Appropriation for Current General Expenses, Bluefield Colored Institute.</i>		
Chairs.....	\$	388.30
Beds and springs.....		117.40
Carpets and rugs.....		26.00
Wall-paper.....		15.70
Kitchen equipment.....		21.42
Library books.....		5.77
Public exercise.....		48.00
Diplomas and certificates.....		76.30
Advertising.....		19.50
Newspapers and magazines.....		79.10
Domestic sewing supplies.....		375.88
Domestic canning supplies.....		4.83
Brooms.....		39.20
Toilet paper.....		87.50



Other janitor supplies.....	10.50
Coal.....	313.50
Gas.....	84.77
Electricity.....	774.65
Water.....	837.18
Gas supplies.....	15.30
Electric supplies.....	199.05
Plumbing supplies.....	99.70
Postage.....	72.25
Telephone.....	122.75
Tolls.....	52.04
Freight.....	284.94
Express.....	7.72
Drayage.....	301.06
Stationery.....	91.63
Office supplies.....	110.49
Typewriter supplies.....	24.00
Premium on official bond—R. P. Sims.....	12.50
Farm tools.....	19.93
Miscellaneous hardware.....	265.35
Paint, oil and varnish.....	30.06
Musical supplies.....	12.02
Laboratory equipment.....	255.52
Drugs and chemicals.....	40.85
Plants.....	32.02
H. A. Lee, labor.....	88.10
H. H. Hatter, labor.....	44.00
Sundry labor, 8 persons each receiving less than \$25.00..	57.58
H. L. Dickason, traveling expense.....	14.20
D. F. Dunlap, traveling expense.....	122.66
J. D. Coleman, traveling expense.....	17.16
Total.....	\$ 5,718.38
Less discount for cash.....	12.27
Net total or amount expended.....	\$ 5,706.11

Wherever a part of the same class of expenditure is paid out of "State Fund, General Revenue," and part out of "State Fund, Special Revenue," the total amount is included in above General Revenue classification.

Amount of above paid out of General Revenue.....	\$ 4,054.27
Amount of above paid out of Special Revenue.....	1,651.84
Total.....	\$ 5,706.11

**306.—Appropriation for Repairs and Improvements, Bluefield Colored Institute.**

Fitch & Moore, laying pipe line.....	\$ 10.50
J. O. Mitchell, grading grounds.....	217.00
Larkin Williams, labor.....	291.30
Material.....	292.62
Commission and salary as Supt. of Building.....	983.93
Lumber.....	136.21
Plumbing supplies.....	517.61
Laboratory equipment.....	1,379.26
Paint.....	27.64
Plaster.....	50.80
Electric supplies.....	68.00
Express.....	2.15
Cement.....	24.00
Sand.....	88.70
Engine-room repairs.....	191.10
Miscellaneous hardware.....	39.77

## Labor:

S. Scott.....	16.98
R. P. Sims.....	23.85
Henry Peters.....	14.00
W. H. Taylor.....	10.80
John Clayborne.....	9.15
Mollie Price.....	6.00
H. J. Olinger.....	254.50
John West.....	7.50
Ruth Ames.....	14.38
C. Moore.....	11.40
D. C. Boling.....	7.50
Keith Haynes.....	60.15
S. L. Wade.....	8.00
Wesley Woodson.....	10.00
W. M. Dillard.....	10.00
Jesse Potts.....	8.40
L. Canole.....	110.00
N. G. Sims.....	21.37
G. Smith.....	10.80
N. Williams.....	23.30
H. Hatter.....	25.50
John Campbell.....	7.55
Total.....	\$ 4,991.72

## 307.—Appropriation for Buildings and Lands, Bluefield Colored Institute.

## Larkin Williams, on contract:

Labor.....	\$ 2,963.83
Material.....	808.70
Electric supplies.....	255.79
Plumbing supplies.....	640.66
Plate glass.....	88.06
Georgia Lumber Co., lumber.....	2,775.06
Sand and gravel.....	47.74
Books.....	30.60
Drayage.....	16.83
Plaster.....	154.00
Lime.....	15.00
Stone.....	29.00
Structural iron.....	265.00
Window shades.....	23.70
Radiators.....	346.00
Seed.....	2.28
Tile.....	85.60
Fertilizer.....	30.00
Brick.....	46.60
Freight.....	13.90
Cement.....	73.63
Lumber.....	636.93
Paint.....	569.70
Miscellaneous hardware.....	338.70

## Labor:

C. T. Gillenvater.....	91.00
D. Lapan.....	104.00
Glen Carter.....	71.50
Sidney Dickason.....	321.56
R. P. Sims, Jr.....	270.40
H. J. Olinger.....	1,491.00
A. B. Mahood.....	110.00
L. Mitchell.....	42.63
J. W. Journell.....	218.00
D. M. Dillard.....	224.80

Ed. Wright.....	57.20
Howard Abbott.....	27.20
Wesley Woodson.....	219.75
Joe White.....	62.70
Jeese Potts.....	61.20
N. G. Sims.....	33.98
Fred Wilson.....	40.00
H. Pettis.....	30.00
Sundry labor, 13 persons each receiving less than \$25.00.....	111.04
A. Soupart, traveling expense.....	17.90

Total.....	\$ 13,863.17
------------	--------------

Recapitulation—General Revenue expenditures:

Salaries of officers, teachers and employees.....	\$ 22,529.47
Current expense.....	4,054.27
Repairs and Improvements.....	4,991.72
Buildings and Lands.....	13,863.17

Grand Total—Bluefield Colored Institute.....	\$ 45,438.63
--	--------------

RECAPITULATION OF DISBURSEMENTS BY STATE BOARD OF CONTROL OUT OF "STATE FUND, GENERAL REVENUE," DURING THE YEAR ENDING JUNE 30, 1921

State Board of Control Office.....	\$ 45,237.87
Huntington State Hospital.....	136,879.67
Spencer State Hospital.....	114,895.05
Weston State Hospital.....	237,132.96
State Colored Hospital for Insane.....	72,636.02
Welch Hospital No. 1.....	45,981.49
McKendree Hospital No. 2.....	30,366.32
Fairmont Hospital No. 3.....	33,463.81
State Tuberculosis Sanitarium.....	107,729.60
State Colored Tuberculosis Sanitarium.....	25,208.97
West Virginia Industrial School for Boys.....	115,420.22
West Virginia Industrial Home for Girls.....	35,051.24
West Virginia Children's Home.....	11,000.00
West Virginia Colored Orphans' Home.....	10,799.68
State Board of Childrens' Guardians.....	25,541.25
Insurance on Public Buildings.....	31,380.14
State Geological and Economic Survey.....	37,440.50
City Hospital at Martinsburg.....	4,794.00
King's Daughters' Hospital at Martinsburg.....	4,801.00
Barnett Hospital, Huntington.....	1,250.00
Ohio Valley General Hospital.....	8,488.50
The Wheeling Hospital.....	10,000.00
St. Joseph's Hospital, Parkersburg.....	2,500.00
City Hospital, Parkersburg.....	2,486.00
Glendale Hospital, Moundsville.....	3,116.62
Harrison Hospital, Kimball.....	1,364.00
Mercer Sanitarium, Bluefield.....	1,310.00
St. Francis Hospital, Charleston.....	2,992.00
Kessler-Hatfield Hospital, Huntington.....	4,646.00
St. Mary's Hospital, Clarksburg.....	2,224.00
Grafton City Hospital, Grafton.....	447.00
Roane County Hospital, Spencer.....	2,454.00
City Hospital, Elkins.....	2,026.00
Hill Crest Tuberculosis Sanitarium, Charleston.....	5,120.00
Lomax Hospital, Bluefield.....	1,300.00
Hinton Hospital, Hinton.....	56.00
Florence Crittenden Home.....	2,500.00

Berkeley Springs Board.....	446.73
Rumseyan Monument.....	632.88
Commissioners of Pharmacy.....	2,195.44
Forestry, Fish and Game Warden.....	6,383.16
Pt. Pleasant Monument.....	2,965.37
West Virginia Penitentiary.....	42,444.26
West Virginia University.....	681,411.18
Agricultural Experiment Station.....	94,152.54
Community Packing House.....	4,047.54
New River State School—Montgomery.....	17,747.15
Potomac State School—Keyser.....	53,790.43
Marshall College.....	161,593.15
Concord State Normal School.....	101,066.18
Fairmont State Normal School.....	76,059.16
Glenville State Normal School.....	42,173.69
Shepherd College State Normal School.....	38,498.96
West Liberty State Normal School.....	31,995.69
West Virginia School for the Deaf and Blind.....	115,819.08
Colored Deaf and Blind School.....	1,996.31
Storer College.....	2,700.00
West Virginia Collegiate Institute.....	104,737.66
Bluefield Colored Institute.....	45,438.63

Total Amount Disbursed by State Board of Control  
out of "State Fund, General Revenue"..... \$ 2,808,335.10

**PAYMENTS OF REQUISITIONS BY OTHERS THAN STATE BOARD OF  
CONTROL OUT OF MONEY COLLECTED FOR THE SPECIFIC  
PURPOSE, "STATE FUND, SPECIAL REVENUE"**

**FIRE MARSHAL (STATE AUDITOR'S OFFICE).**

**308.—Appropriation for Fire Marshal (Special Revenue).**

Jno. S. Horan, salary 12 months.....	\$	3,194.43
M. C. Kindleberger, salary 12 months.....		2,250.00
F. C. Cherrington, salary 11 months.....		1,650.00
P. C. Horan, salary 12 months.....		1,950.00
H. F. Leggett, salary 10 part months.....		250.00
F. M. Kearns, salary 3 months.....		450.00
Jno. C. Bond, salary 1 + months.....		300.00
C. T. Bryant, salary 1 + months.....		312.49
C. L. Topping, salary 2 months.....		666.66
Cecelia Manning, services.....		8.55
Edith M. Henry, services.....		10.60
Laura J. Coyle, services.....		94.00
John Ryan, services.....		25.00
Bert Shumate, transcribing statement of fire at Matewan.....		7.50
Geo. H. Nettleton, dues National Fire Marshal's Society.....		20.00
C. H. Martin, services and expense, case State vs. Bert Brown.....		40.50
National Board of Fire Underwriters Bulletins.....		150.00
Mileage books for department.....		870.00
Reporting fires.....		101.10
Postage.....		95.00
Telephone.....		90.01
Telegraph.....		37.57
Office supplies and stationery.....		41.75
Office furniture and fixtures.....		540.35
Pictures.....		40.50
Books.....		3.50
Electrical supplies.....		16.75

Wallace Knight, labor and material, Annex basement. . . . .	1,294.79
Whitemore Electric Co., labor and material, Annex basement. . . . .	612.11
John S. Horan, transportation. . . . .	445.97
Hotel and meals. . . . .	882.20
Telephone and telegraph. . . . .	22.97
Taxi. . . . .	21.00
Baggage. . . . .	1.10
M. C. Kindleberger, transportation. . . . .	416.07
Hotel and meals. . . . .	893.40
Telephone and telegraph. . . . .	12.71
Postage. . . . .	3.59
Stenographer. . . . .	19.40
Taxi. . . . .	21.50
Office rent. . . . .	110.00
P. C. Horan, transportation. . . . .	185.55
Hotel and meals. . . . .	569.25
Telegraph. . . . .	.35
Taxi. . . . .	8.50
Stenographer. . . . .	1.00
C. T. Bryant, transportation. . . . .	66.10
Hotel and meals. . . . .	38.25
F. M. Kearns, transportation. . . . .	59.93
Hotel and meals. . . . .	230.15
Telephone. . . . .	1.05
F. C. Cherrington, transportation. . . . .	198.94
Hotel and meals. . . . .	816.25
Telephone. . . . .	3.00
Taxi. . . . .	18.40
Stenographer. . . . .	2.50
C. L. Topping, transportation. . . . .	59.65
Hotel and meals. . . . .	74.52
Telephone and telegraph. . . . .	1.04
Jno. S. Darst, transportation. . . . .	227.45
Jno. C. Bond, transportation. . . . .	52.85
Hotel and meals. . . . .	98.95
Telephone. . . . .	5.10
P. H. Anderson, transportation. . . . .	6.57
Hotel and meals. . . . .	19.45
Supplies. . . . .	4.60
Transfer to Appropriation for other clerks. . . . .	2,000.00
<b>Total. . . . .</b>	<b>\$ 22,722.47</b>
<b>309.—Appropriation of Investment Co. Fees (Special Revenue).</b>	
C. R. Morgan, salary 3 months. . . . .	\$ 850.00
W. E. White, salary 1 + months. . . . .	350.00
H. F. Leggett, salary 2 months. . . . .	100.00
Mary Evans, salary 1 month. . . . .	100.00
Postage. . . . .	485.00
Mileage books. . . . .	60.00
J. S. Darst, transportation. . . . .	32.69
Hotel and meals. . . . .	8.75
Taxi. . . . .	.75
P. C. Horan, transportation. . . . .	71.91
Hotel and meals. . . . .	36.90
Advance allowance, refunded 3-3-21. . . . .	91.19
F. C. Cherrington, transportation. . . . .	69.28
Hotel and meals. . . . .	32.45
Telegraph. . . . .	1.18
Requisition papers. . . . .	2.00
Advance allowance, refunded 3-3-21. . . . .	95.09
C. R. Morgan, transportation. . . . .	27.39
Hotel and meals. . . . .	46.45

Telephone.....	2.50
Tips.....	.25
P. H. Anderson, transportation.....	101.94
Hotel and meals.....	156.45
Telephone and telegraph.....	6.32
Postage.....	.30
Stenographer.....	3.90
Supplies.....	.25
C. L. Toppmg, transportation.....	32.69
Hotel and meals.....	11.95
<b>Total.....</b>	<b>\$ 2,777.58</b>

#### ADJUTANT GENERAL'S OFFICE.

#### 310.—Appropriation for Militia Fines and Collections—Adjutant General's Office. (Special Revenue.)

Ida Boerstein, stenographic service.....	\$ 569.50
Innis Davis, clerical services.....	64.00
Clara McCorkle, clerical services.....	40.00
Lottie Harrison, Janitress.....	125.00
Telephone.....	76.73
Telegraph.....	1.67
Hauling.....	9.91
Gas.....	4.90
Drinking water.....	8.60
Postage.....	10.00
Virginian Railway, transportation.....	1.15
Premium on Bond, U. S. Property and Dis. Officer.....	20.00
Expense of battle flags to and from Richmond.....	10.00
T. B. Davis, transportation.....	37.24
Hotel and meals.....	21.00
Paid for stenographic service.....	3.00
<b>Total.....</b>	<b>\$ 1,002.70</b>

#### STATE TAX COMMISSIONER'S OFFICE.

#### 311.—Appropriation of Moneys Collected by Chief Inspector of Public Offices. (Special Revenue.)

The following are payments made to the examiners for services and transportation in auditing counties, districts and municipalities.

This fund is made up of moneys collected from the various taxing districts audited. Section 8 of the Uniform Accounting Act provides that the costs of the audits when collected shall be paid into the State Treasury and disbursed by the Chief Inspector in the same manner as appropriations are disbursed.

G. R. Ayers, services.....	\$ 667.50
Transportation.....	26.18
E. E. Ballard, services.....	1,015.00
Transportation.....	82.39
G. W. Beaire, services.....	3,070.00
R. R. Bell, services.....	1,983.00
Transportation.....	62.11
C. D. Bray, services.....	3,496.00
Transportation.....	230.53
W. B. Calder, services.....	2,998.50
Transportation.....	81.32
Hunter Graham, services.....	3,206.00
Transportation.....	83.92
C. V. Holstine, services.....	406.00
Transportation.....	31.64
Mark C. Kyle, services.....	2,943.00

Transportation.....	131.38
W. W. Lemley, services.....	2,712.00
Transportation.....	107.06
J. E. Mathews, services.....	3,664.00
Transportation.....	109.21
M. B. Neale, services.....	357.00
Transportation.....	2.46
J. H. Otto, services.....	\$ 3,146.00
Transportation.....	48.04
H. C. Owen, services.....	3,346.50
Transportation.....	130.18
Julius Scherr, services.....	3,092.00
Transportation.....	176.64
J. D. Shott, services.....	2,085.00
Total.....	\$ 39,490.56

## DEPARTMENT OF AGRICULTURE.

<i>312.—Department of Agriculture.</i>	
Appropriation of fertilizer registration tags.....	\$ 18,644.78
Appropriation of Nurserymen's registration certificates..	1,752.36
Appropriation of Commercial Stock Feed Inspection Tax.....	35,810.94
Total.....	\$ 56,208.08

See No. 65 for classification of \$56,208.08.

## DEPARTMENT OF HEALTH.

<i>313.—Appropriation of State Board of Health Fees. (Special Revenue.)</i>	
Sundry payments (See No. 133 for classification).....	\$ 4,183.07
<i>314.—Appropriation for Expense of Bureau of Venereal Diseases. Special Revenue.)</i>	
Sundry payments (See No. 134 for classification).....	\$ 13,375.61
<i>315.—Appropriation of Rockefeller Endowment. (Special Revenue.)</i>	
Sundry payments (See No. 134 for classification).....	\$ 3,366.57
Total—Department of Health.....	\$ 20,925.25

## BOARD OF PUBLIC WORKS.

<i>316.—Appropriation to Pay the Expense of defending Suit in the Ohio and Pa. vs. W. Va. Gas Litigation.</i>	
See No. 157 for classification.....	\$ 2,683.91

## SPECIAL LICENSE TAX—PUBLIC SERVICE COMMISSION.

<i>317.—Appropriation of Special License Tax Assessed Against Public Service Corporations for Expenses of the Public Service Commission. (Special Revenue.)</i>	
R. B. Bernheim, salary 12 months.....	\$ 5,166.60
Chas. O. Wolfes, salary 12 months.....	2,475.00
Fredona Gluesenkamp, salary 12 months.....	1,600.00
Bertha B. Perine, salary 2 months.....	220.00
Ruth Grose, salary 12 months.....	1,420.00
Grace Calhoun, salary 12 months.....	1,605.00
L. W. Stanard, salary 12 months.....	2,575.00
R. O. Nuzum, salary 3 + months.....	690.00
H. E. Nease, salary 12 months.....	3,300.00
Geo. W. Johnson, salary 12 months.....	4,999.92

Rose Wills, salary 12 months	1,455.00
Leslie Bayless, salary 5 months	750.00
George Williams, salary 12 months	2,400.00
Keener McClung, salary 12 months	2,200.00
Ezra Hubbard, salary 6 months	210.00
Mary Hanger, salary 10 months	1,135.00
R. H. Harris, salary 6 months	150.00
F. A. Britton, salary 5 + months	781.25
Wm. Q. Gallagher, salary 12 months	3,000.00
Wm. B. Hall, salary 12 months	2,499.96
Hartzell Barker, salary 12 months	1,245.00
J. A. Robertson, salary 12 months	2,400.00
Chas. B. Ebert, salary 12 months	1,920.00
N. D. Northcott, salary 12 months	1,680.00
Wm. F. Wier, salary 12 months	1,500.00
L. E. Richardson, salary 12 months	1,410.00
J. T. Handlan, salary 12 months	\$ 2,400.00
E. E. Winters, salary 12 months	3,000.00
Mrs. E. V. Williamson, services	96.60
A. P. Armstrong, services	1.66
Jean Kwalick, services	14.28
Estella Lively, services	70.00
H. W. Jenet, services	100.00
W. F. Morris, Jr., services	8.52
J. S. Porter, services	125.00
Total services	\$ 54,603.79
Harry Barker, Expert telephone engineering services, C. & P. Telephone case, Aug. 1920	1,454.05
John E. Benton, legal services, Federal valuation of rail- roads	400.00
Ernest D. Lewis, transportation	388.40
Hotel and meals	640.38
Porter and baggage	40.48
Telephone and telegraph	6.00
E. G. Rider, transportation	120.55
Hotel and meals	238.35
Porter and baggage	1.00
Taxi	.50
Stenographer	6.00
G. R. C. Wiles, transportation	138.66
Hotel and meals	143.90
Porter and baggage	10.10
Taxi	2.50
Telephone	2.90
R. B. Bernheim, transportation	\$ 77.91
Hotel and meals	145.20
Porter	.50
W. B. Hall, transportation	161.70
Hotel and meals	151.00
Telephone	.75
Supplies	4.22
J. T. Handlan, transportation	307.05
Hotel and meals	239.74
Porter	5.50
Telephone	1.15
Postage	2.00
Map	.45
E. E. Winters, transportation	313.05
Hotel and meals	279.40
Telephone and telegraph	6.07
Baggage	2.40
Keener McClung, transportation	158.78
Hotel and meals	283.30



Telephone and telegraph.....		6.94
Porter and baggage.....		10.29
R. O. Nuzum, transportation.....		27.23
Hotel and meals.....		31.95
Porter.....		.50
Chas. B. Ebert, transportation.....	\$	135.40
Hotel and meals.....		533.35
Telephone.....		2.90
Supplies.....		4.60
Wm. F. Weir, transportation.....		11.73
Hotel and meals.....		73.00
Postage.....		.02
Rose Wills, transportation.....		3.70
Hotel and meals.....		1.70
W. Q. Gallagher, transportation.....		108.22
Hotel and meals.....		106.60
Telephone.....		.30
Supplies.....		.55
N. D. Northcott, transportation.....		66.32
Hotel and meals.....		48.45
Telephone.....		4.60
Postage.....		.70
L. W. Stanard, transportation.....		313.56
Hotel.....		200.50
Telephone and telegraph.....		4.60
Tips.....		5.35
F. A. Britton, transportation.....		29.58
Hotel and meals.....		31.90
Tips.....		2.30
W. F. Morrison, Jr., per diem.....		143.50
Transportation.....		4.16
Hotel and meals.....		5.50
Postage.....		1.22
H. E. Nease, transportation.....	\$	25.12
Hotel and meals.....		.85
Total travel.....	\$	5,827.08
Postage.....		721.16
Telephone.....		847.31
Telegraph.....		178.77
Freight, express and drayage.....		97.76
Office supplies and stationery.....		847.09
Books.....		130.60
Subscription to papers.....		74.00
Drinking water.....		11.10
Typewriters and supplies.....		154.22
Addressograph supplies.....		29.96
Engineers supplies and repairs.....		254.05
Stop watch.....		32.00
Films and photo supplies.....		10.63
Photostat supplies.....		70.77
Picture.....		24.00
Keys and locks.....		5.41
Mileage books for department.....		1,200.00
F. W. Hughes, lettering doors.....		13.90
W. H. Clark, witness fees.....		8.69
Charleston Mail, advertising condition of Charleston water.....		151.90
Tribune Printing Co., printing.....		79.49
Houston G. Young, Secy. of State, supplies and stock furnished.....		2,145.42
J. B. Walker, Secretary National Association of Railway and Utilities Commission, share of expenses.....		30.00
Total.....	\$	69,403.15

## STATE ROAD COMMISSION.

318.—*Appropriation to Pay Salaries of Two Road Commissioners. (Special Revenue.)*

J. K. Moore, salary 11 months.....	\$	3,208.32
C. P. Fortney, salary 12 months.....		3,833.32
E. B. Stephenson, salary 1 month.....		625.00

Total.....	\$	7,666.64
------------	----	----------

319.—*Appropriation to Pay Salary of Chief Clerk. (Special Revenue.)*

C. E. McCoy, part salary 12 months.....	\$	3,000.00
---	----	----------

320.—*Appropriation to Pay Salaries of Assistant Engineers, Draftsmen, Clerks and Stenographers. (Special Revenue.)*

Geo. H. Hill, salary 12 months.....	\$	3,600.00
H. J. Spelman, salary 12 months.....		3,600.00
H. E. Snyder, salary 12 months.....		3,600.00
Wm. S. Downs, salary 12 months.....		3,600.00
Edw. St. E. Smith, salary 12 months.....		3,600.00
G. E. Miller, salary 12 months.....		2,100.00
J. T. Moore, salary 12 months.....		2,400.00
T. L. Chang, salary 6 + months.....		1,085.00
Earl D. Yewell, salary 11 + months.....		1,943.00
H. R. Muldoon, salary 6 months.....		1,200.00
C. R. Duncan, salary 11 months.....		2,200.00
C. E. Bradley, salary 11 months.....		2,200.00
L. L. Jemison, salary 11 months.....		2,640.00
F. P. Arnold, salary 11 months.....		1,515.00
Chas. M. Hill, salary 2 + months.....		385.00
Wm. F. Tormey, salary 11 months.....		1,480.00
T. G. Tilton, salary 11 months.....		1,925.00
C. E. McCoy, part salary 11 months.....		550.00
O. J. Jarvis, salary 2 months.....		325.00
Mary S. Dicken, salary 11 months.....		990.00
Emil M. McCabe, salary 11 months.....		990.00
B. L. Miller, salary 11 months.....		1,190.00
Cora Frankenberger, salary 2 months.....		230.00
Leale L. Levy, salary 11 months.....		1,395.00
Elizabeth Posten, salary 11 months.....		1,345.00
Katherine Scott, salary 1 + months.....		120.00
Lorena Hensley, salary 1 + months.....		129.00
Jas. R. McDermott, salary 9 + months.....		1,946.67
J. V. Funderburk, salary 2 + months.....		607.50
Given Haddock, salary 9 months.....		1,035.00
M. K. Cracraft, salary 9 months.....		1,125.00
R. P. Davis, salary 12 months.....		1,500.00
M. C. McKay, salary 4 months.....		740.00
Mrs. H. V. Arkle, salary 4 months.....		570.00
Mrs. Ada Lorentz, salary 4 months.....		465.00
M. Louise Brown, salary 4 months.....		475.00
M. E. Salisbury, salary 4 months.....		440.00
John Amos, salary 4 months.....		200.00
Agnes Noyes, salary 4 months.....		410.00
L. S. Shoemaker, salary 3 + months.....		535.00
R. A. Moore, salary 1 + months.....		184.50
Clara M. Maxwell, salary 4 months.....		400.00
Leah Bekenstein, salary 1 + months.....		150.00
Mary Horan, salary 4 months.....		233.34
Catherine Smith, salary 1 month.....		115.00
Philip Moore, salary 1 month.....		105.00
L. E. Childress, salary 1 month.....		110.00
Maurice Shawkey, salary 1 month.....		123.33
P. L. Voss, salary 1 month.....		166.67
Luke W. Burry, salary 1 month.....		133.33
Mrs. Sadie Brooks, salary 1 month.....		125.00

C. S. Jarvis, salary 1 month.....	110.00
C. D. Graham, salary 1 month.....	130.00
H. S. Ryan, services.....	65.00
Mrs. E. G. Hardt, services.....	95.83
Ethel Arnold, services.....	50.00
Frank S. Porter, services.....	75.84
Elsie McCray, services.....	82.66
Sundry labor, 5 persons, each receiving less to \$25.00..	63.17
J. W. Maxwell, legal services, Stover and Workman vs. State, Raleigh County.....	500.00
<b>Total.....</b>	<b>\$ 59,404.84</b>

321.—*Appropriation to Pay Salaries of Clerks and Assistants in Automobile Bureau. (Special Revenue.)*

M. C. McKay, salary 8 months.....	\$ 1,450.00
Mrs. H. V. Arkle, salary 8 months.....	1,040.00
Mrs. Ada Lorents, salary 8 months.....	895.00
M. Louise Brown, salary 8 months.....	935.00
M. E. Salisbury, salary 6 months.....	660.00
John Amos, salary 6 months.....	261.00
Agnes Noyes, salary 3 months.....	335.00
Clara M. Maxwell, salary 2 months.....	200.00
Mary Horan, salary 1 + months.....	150.00
Elsie McCray, salary 2 months.....	160.00
C. S. Jarvis, salary 2 months.....	220.00
O. J. Jarvis, salary 1 month.....	175.00
L. L. Jemison, salary 1 month.....	240.00
S. E. Bradley, salary 1 month.....	200.00
C. R. Duncan, salary 1 month.....	200.00
J. R. McDermott, salary 1 month.....	200.00
J. G. Tilton, salary 1 month.....	525.00
C. E. McCoy, part salary 1 month.....	50.00
Mary S. Dicken, salary 1 month.....	90.00
Emily M. McCabe, salary 1 month.....	90.00
B. L. Miller, salary 1 month.....	115.00
Given Haddock, salary 1 month.....	115.00
F. P. Arnold, salary 1 month.....	240.00
W. O. McCluskey, salary 1 month.....	260.00
Leah Levy, salary 1 month.....	125.00
M. K. Cracraft, salary 1 month.....	125.00
Elizabeth Posen, salary 1 month.....	125.00
Wm. F. Torney, salary 1 month.....	135.00
C. D. Graham, salary 1 month.....	130.00
Louis H. Hill, salary 1 month.....	50.00
Julius K. Monroe, salary 1 month.....	500.00
L. S. Shoemaker, salary 1 month.....	108.34
Mrs. M. C. McKay, services.....	35.00
H. S. White, services.....	56.72
Sundry labor, 3 persons, each receiving less than \$25.00..	37.00
<b>Total.....</b>	<b>\$ 10,233.06</b>

322.—*Appropriation to Pay for, and the Cost of Distribution of, Automobile Tags. (Special Revenue.)*

<b>The National Colortype Co., Auto License Tags.....</b>	<b>\$ 15,417.48</b>
Dealers license tags.....	173.08
Commercial license tags.....	2,126.26
Motorcycle license tags.....	125.16
Chauffers badges.....	2.00
<b>The Greenduck Co., chauffers badges.....</b>	<b>1,245.00</b>

Postage.....	7,180.02
Freight, express and drayage.....	146.45
<b>Total.....</b>	<b>\$ 26,415.45</b>
<b>323.—Appropriation for Materials, Equipment, Labor and Incidental Expenses of Testing Materials for Road Construction. (Special Revenue.)</b>	
R. B. Dayton, salary 12 months.....	\$ 2,880.00
F. A. Davis, salary 12 months.....	2,385.00
Laboratory supplies.....	187.30
Laboratory equipment.....	303.61
Loadometers.....	400.00
Speed grits.....	9.28
Books.....	4.10
Cement and sand.....	17.90
American Society for testing material.....	15.00
<b>Total.....</b>	<b>\$ 6,202.19</b>
<b>324.—Appropriation for Collecting, Printing and Disseminating Statistics and Publications. (Special Revenue.)</b>	
Postage.....	\$ 65.40
Office supplies and stationery.....	350.83
Office furniture.....	13.00
Books.....	22.00
Subscription to papers.....	421.77
Blue prints.....	3.75
Half tones and electros.....	381.63
Electricity.....	250.00
Typewriter.....	93.15
Duplicator supplies.....	186.45
Mutual Printing Co., printing.....	5,573.26
Tribune Printing Co., printing.....	427.10
Charleston Printing Co., printing.....	687.10
H. G. Young, Secretary of State, supplies.....	344.34
<b>Total.....</b>	<b>\$ 8,819.78</b>
<b>325.—Appropriation to Pay Office Rent of the State Road Commission. (Special Revenue.)</b>	
Office rent, Charleston.....	\$ 3,564.00
Keyser.....	195.00
Huntington.....	825.00
Parkersburg.....	174.00
<b>Total.....</b>	<b>\$ 4,758.00</b>
<b>326.—Appropriation for Traveling and Incidental Expenses. (Special Revenue.)</b>	
Julius K. Monroe, transportation.....	\$ 109.78
Hotel and meals.....	282.57
Telephone and telegraph.....	5.44
Taxi.....	13.85
Oil, gasoline and repairs.....	53.22
H. R. Muldoon, transportation.....	31.90
Hotel and meals.....	65.85
Telephone and telegraph.....	4.53
Postage.....	7.15
Express.....	4.67
Notary.....	1.50
Supplies.....	5.40
Oil and gasoline.....	6.96
H. E. Snyder, transportation.....	380.90

Hotel and meals . . . . .	497.66
Telephone and telegraph . . . . .	16.07
Stenographer . . . . .	6.50
Express . . . . .	1.58
Postage . . . . .	.18
Taxi . . . . .	5.00
Tires (Auto) . . . . .	17.00
Supplies . . . . .	4.75
Notary . . . . .	2.75
H. J. Spelman, transportation . . . . .	\$ 150.97
Hotel and meals . . . . .	626.95
Postage . . . . .	2.00
Telegraph . . . . .	.30
Express . . . . .	2.92
Notary . . . . .	.25
Supplies . . . . .	33.25
R. B. Dayton, transportation . . . . .	170.54
Hotel and meals . . . . .	165.20
Telegraph . . . . .	1.35
Express . . . . .	11.79
Baggage . . . . .	.60
Supplies . . . . .	33.51
W. S. Downs, transportation . . . . .	254.74
Hotel and meals . . . . .	388.48
Telephone and telegraph . . . . .	2.33
C. R. Duncan, transportation . . . . .	78.18
Hotel and meals . . . . .	133.20
Telephone . . . . .	.85
Frank P. Arnold, transportation . . . . .	17.54
Hotel and meals . . . . .	16.95
Postage . . . . .	.32
Oil and gasoline . . . . .	15.45
F. A. Davis, transportation . . . . .	8.70
G. H. Hill, transportation . . . . .	168.59
Hotel and meals . . . . .	232.15
Telephone . . . . .	10.75
Supplies . . . . .	2.75
S. E. Bradley, transportation . . . . .	244.19
Hotel and meals . . . . .	418.47
Telephone . . . . .	2.50
Express . . . . .	13.88
Notary . . . . .	2.25
Supplies . . . . .	4.30
Edw. St. C. Smith, transportation . . . . .	168.44
Hotel and meals . . . . .	566.10
Telephone . . . . .	8.55
Telegraph . . . . .	4.06
Oil, gasoline and storage . . . . .	93.35
C. P. Fortney, transportation . . . . .	113.08
Hotel and meals . . . . .	385.31
Taxi . . . . .	22.30
R. P. Davis, transportation . . . . .	98.77
Hotel and meals . . . . .	122.32
Telegraph . . . . .	1.05
Photos and blue prints . . . . .	4.80
Oil and gasoline . . . . .	9.60
C. D. Yewell, transportation . . . . .	12.20
Hotel and meals . . . . .	37.75
Wm. F. Tormey, transportation . . . . .	24.77
Hotel and meals . . . . .	4.65
J. R. McDermott, transportation . . . . .	7.65
Hotel and meals . . . . .	77.05
Telegraph . . . . .	11.97

Express.....	.50
Supplies.....	2.00
Oil and gasoline.....	4.50
C. E. McCoy, transportation.....	22.79
Hotel and meals.....	6.70
Gasoline.....	5.85
L. L. Jemison, transportation.....	25.78
Hotel and meals.....	70.10
Films and photos.....	16.96
Telegraph.....	.70
G. P. Coleman, transportation.....	36.57
Hotel and meals.....	4.75
P. L. Voss, transportation.....	1.57
Hotel and meals.....	1.00
Postage.....	.54
Notary.....	.25
H. S. White, transportation.....	53.67
Hotel and meals.....	132.75
Telephone.....	2.85
Postage.....	1.44
Taxi.....	.50
Porter.....	1.75
Mileage books for department.....	1,950.00
The Jarvis Garage, labor.....	\$ 6.00
Material.....	11.50
Triple State Electric Co., labor.....	97.02
Material.....	516.69
Oil and gasoline.....	9.59
Weaver Motor Car Co., labor.....	35.63
Material.....	2.40
Oil and gasoline.....	37.40
Storage.....	170.79
Central Auto Corporation, labor.....	98.60
Material.....	265.98
Oil and gasoline.....	61.08
Auto Tire Service Co., labor.....	5.50
Material.....	15.00
Mountain State Motor Car Co., labor.....	1.75
Oil and gasoline.....	7.94
J. M. Bright, labor.....	6.50
Material.....	8.60
Oil and gasoline.....	27.65
Storage.....	61.00
Mineral County Garage, labor.....	8.25
Material.....	24.33
Oil.....	.45
Davis Garage, labor.....	19.10
Material.....	17.55
Oil and gasoline.....	49.01
The Motormart, labor.....	10.00
Material.....	97.03
Oil and gasoline.....	81.79
Sixth Avenue Garage, labor.....	\$ 1.00
Material.....	46.90
Oil and gasoline.....	161.49
Storage.....	5.25
R. N. Poole, labor.....	11.00
Material.....	5.90
Franklin Motor Car Co., labor.....	56.93
Material.....	140.02
Oil and gasoline.....	10.25
Beans Garage, labor.....	4.62
Material.....	28.81

East End Garage, material.....	80
Oil and gasoline.....	122.32
Storage.....	10.00
Hager and Angel, labor.....	4.00
Material.....	9.75
Oil and gasoline.....	.25
Fruth Garage, labor.....	.75
Material.....	2.15
Oil and gasoline.....	46.46
Washington Avenue Garage, labor.....	25.00
Material.....	17.40
Oil and gasoline.....	4.15
Motor Sales Co., labor.....	79.70
Material.....	95.45
Overland Sales Co., material.....	147.84
Oil and gasoline.....	5.95
Baxters Garage, labor.....	2.10
Material.....	12.25
Charleston Motor Car Co., material.....	\$ 224.85
Maxwell Garage, labor.....	5.00
Moorefield Garage, material.....	4.62
Howell-Chadock Ptg. & Decorating Co., refinishing car.....	30.00
Supplies for auto.....	206.53
Mullen Battery Service Co.....	3.00
Annex Auto Wash.....	5.25
Dillion Storage Battery Co.....	15.75
L. L. Diehl, labor and material.....	9.50
H. M. Jessup, labor and material.....	35.00
<b>Total.....</b>	<b>\$ 12,210.87</b>
Less amount refunded to appropriation.....	19.37
<b>Net Total.....</b>	<b>\$ 12,191.50</b>

**327.—Appropriation to Pay Salary and Expenses of Field and Traffic Agent in Automobile Bureau. (Special Revenue.)**

H. S. White, salary 11 + months.....	\$ 2,043.28
Transportation.....	595.44
Hotel and meals.....	1,291.10
Telephone and telegraph.....	16.31
Postage.....	12.97
Stenographer.....	4.50
Taxi.....	20.20
Porter.....	16.20
<b>Total.....</b>	<b>\$ 4,000.00</b>

**328.—Appropriation of the Road Fund for Distribution to the Various Counties.**

<b>Counties:</b>	
Barbour.....	\$ 42,055.21
Berkeley.....	27,856.72
Boone.....	63,478.63
Braxton.....	40,688.75
Brooke.....	13,362.33
Calhoun.....	35,771.93
Clay.....	16,072.56
Doddridge.....	10,307.68
Fayette.....	56,238.47
Gilmer.....	6,731.56
Grant.....	45,004.61
Greenbrier.....	57,249.45
Hampshire.....	21,640.08
Hardy.....	35,009.61

Harrison	2,685.01
Jackson	44,186.25
Jefferson	23,816.74
Kanawha	25,821.71
Lewis	38,295.88
Lincoln	23,386.34
Logan	31,246.91
Marion	20,830.26
Marshall	21,319.24
Mason	23,580.13
Mercer	24,283.18
Mineral	41,129.91
Mingo	26,371.19
Monongalia	33,379.07
Monroe	7,163.16
Morgan	22,669.69
McDowell	48,557.72
Nicholas	21,815.12
Pendleton	35,086.50
Pleasants	12,197.73
Pocohontas	49,678.54
Preston	22,469.28
Putnam	19,981.50
Raleigh	33,502.00
Randolph	6,613.64
Ritchie	22,755.92
Roane	10,549.30
Summers	21,434.66
Taylor	3,723.11
Tucker	26,363.22
Tyler	22,235.26
Upshur	27,914.66
Wayne	45,756.57
Webster	22,671.18
Wetzel	27,377.30
Wirt	32,549.67
Wood	18,000.00
Wyoming	6,754.32
Total	\$ 1,419,619.56

329.—Appropriation of Special Privilege Automobile License Tax.

Counties:

Barbour	335.74
Berkeley	1,309.39
Boone	26.50
Braxton	20.00
Brooke	463.70
Cabell	4,780.87
Calhoun	531.48
Doddridge	342.96
Fayette	4,748.45
Gilmer	91.02
Grant	402.71
Greenbrier	1,389.66
Hampshire	655.71
Hancock	2,031.34
Hardy	155.96
Harrison	4,531.33
Jackson	149.89
Jefferson	643.82
Kanawha	1,822.26
Lewis	1,095.20



Lincoln .....	58.00
Logan .....	965.78
Marion .....	2,243.92
Marshall .....	2,102.71
Mason .....	182.00
Mercer .....	2,721.30
Mineral .....	672.41
Mingo .....	1,692.46
Monongalia .....	2,399.34
Monroe .....	639.51
Morgan .....	218.72
McDowell .....	2,504.61
Nicholas .....	172.39
Ohio .....	1,579.26
Pendleton .....	669.64
Pleasants .....	91.75
Pocohontas .....	289.46
Preston .....	1,478.75
Putnam .....	80.53
Raleigh .....	283.87
Randolph .....	252.99
Ritchie .....	328.81
Roane .....	158.23
Taylor .....	669.46
Tucker .....	159.92
Tyler .....	178.03
Upshur .....	421.59
Wayne .....	299.43
Webster .....	58.48
Wetzel .....	224.14
Wirt .....	24.26
Wood .....	623.86
Wyoming .....	233.35
Total Counties .....	\$ 50,207.75
Municipalities:	
Albright .....	26.78
Alderson .....	15.00
Avis .....	208.76
Barboursville .....	146.65
Belington .....	235.57
Benwood .....	39.87
Berkeley Springs .....	159.04
Bethany .....	30.51
Beverly .....	24.75
Blacksville .....	9.00
Bluefield .....	1,067.65
Bogard .....	19.00
Boliver .....	7.10
Bramwell .....	10.13
Brandonville .....	5.00
Bridgeport .....	38.63
Bruceeton Mills .....	34.86
Buckhannon .....	461.54
Buffalo .....	3.37
Burnsville .....	5.00
Cairo .....	42.00
Camden-on-Gauley .....	45.26
Cameron .....	58.12
Cass .....	20.47
Ceredo .....	84.02
Charleston .....	4,299.61
Charles Town .....	170.70

Chester	66.25
Clark	125.23
Clarksburg	1,271.66
Clendennin	85.79
Cowen	28.52
Davis	7.00
Durbin	11.50
East Bank	28.14
Elizabeth	20.74
Elkins	153.39
Ellenboro	15.00
Fairmont	2,983.42
Fairview	50.06
Farmington	134.25
Fayetteville	258.61
Follansbee	82.30
Fort Gay	49.37
Franklin	55.81
Gassaway	21.95
Glenville	159.00
Grafton	269.69
Grantsville	33.75
Harding	24.13
Hamlin	135.75
Harmon	19.13
Harpers Ferry	33.11
Harrisville	48.11
Hartford	5.06
Hedgesville	22.37
Henderson	20.25
Hendricks	3.37
Hill Top	39.37
Hinton	615.46
Holliday's Cove	68.78
Hundred	227.74
Huntington	3,241.37
Hurricane	48.73
Huttonsville	18.00
Jaeger	45.59
Jane Lew	26.37
Kenova	271.37
Kermit	24.50
Keyser	261.09
Keystone	114.40
Kimball	133.93
Kingston	199.79
Kingwood	357.38
Lester	142.96
Littleton	297.67
Logan	199.23
Madison	13.50
Mannington	675.01
Marlinton	294.76
Martinsburg	854.75
Mason City	21.84
Masontown	5.37
Matoka	433.87
Milton	205.93
Middlebourne	51.64
Mill Creek	11.00
Monongah	40.84
Montgomery	146.23
Montrose	3.37
Moorefield	87.04

Morgantown.....	2,806.59
Moundsville.....	185.73
Mount Hope.....	350.91
Mullens.....	210.16
McMechen.....	134.11
New Cumberland.....	46.87
New Martinsville.....	33.00
Newburg.....	34.50
Oak Hill.....	386.35
Paden City.....	16.00
Parkersburg.....	381.68
Parsons.....	165.23
Paw Paw.....	91.28
Pennsboro.....	108.96
Petersburg.....	155.22
Philippi.....	325.61
Pine Grove.....	22.75
Pt. Pleasant.....	112.85
Pineville.....	151.62
Princeton.....	739.27
Poca.....	286.26
Pullman.....	15.00
Ranson.....	28.00
Ravenswood.....	25.11
Reedsville.....	20.00
Reedy.....	5.00
Richwood.....	94.11
Ripley.....	10.00
Rivesville.....	49.00
Ridgeley.....	3.37
Romney.....	55.67
Ronceverte.....	82.81
Rowlsburg.....	68.61
St. Albans.....	56.94
St. Marys.....	100.86
Salem.....	327.30
Sand Fork.....	18.23
Shepherdstown.....	198.16
Shinnston.....	496.00
Sistersville.....	77.73
Smithfield.....	33.49
South Charleston.....	206.96
Spencer.....	110.12
Star City.....	177.18
Summersville.....	119.92
Sutton.....	20.93
Terra Alta.....	249.51
Thomas.....	159.23
Thurmond.....	67.46
Tunnelton.....	281.57
Union.....	16.74
Wardensville.....	7.00
Wayne.....	19.00
Webster Springs.....	3.37
Welch.....	464.62
Wellsburg.....	488.51
Weston.....	298.00
West Union.....	259.48
Wheeling.....	2,837.63
Whitmore.....	23.63
White Sulphur.....	353.21
Williamson.....	912.60
Williamstown.....	3.37

Winfield.....	6.00
Worthington.....	59.00
Total.....	\$ 88,333.11

330.—*Appropriation to Pay for Office Supplies, Postage, Telegraph, Telephone and Contingent Expense. (Special Revenue.)*

Postage.....	\$ 3,706.20
Telephone.....	1,365.14
Telegraph.....	405.90
Office supplies and stationery.....	883.33
Office furniture and fixtures.....	921.09
Books.....	101.25
Cleaning rugs.....	18.50
Freight, express and drayage.....	284.70
Engineers supplies.....	673.39
Blue prints and papers.....	501.96
Typewriters and supplies.....	386.24
Typewriter rental.....	28.95
Duplicator and supplies.....	230.96
Water (meter).....	6.90
Electricity.....	95.04
Gas.....	69.97
Electric supplies.....	177.77
Plumbing and supplies.....	26.64
Paint, oil and varnish.....	30.80
Hardware.....	6.55
Stoves.....	98.00
Awnings.....	42.50
Ice.....	21.30
Drinking water.....	70.40
Wm. Jacobs, janitor.....	33.00
F. W. Hughes, lettering.....	22.20
Matthews Lbr. Co., rent.....	75.00
National Colortype Co., auto tags.....	2,839.24
Premium on official bond, J. K. Monroe.....	150.00
Tribune Printing Co., Printing.....	8.40
Mutual Printing Co., printing.....	1,380.74
Standard Printing Co., printing.....	157.77
Charleston Printing Co., printing.....	8.10
H. G. Young, Secretary of State, supplies.....	221.59
Total.....	\$ 15,049.52

331.—*Appropriation for Expenses of Handling Surplus War Material from the U. S. Department of Agriculture.*

F. P. Arnold, salary 9 months.....	\$ 1,125.00
O. J. Jarvis, salary 8 months.....	1,587.50
C. S. Milton, salary 4 + months.....	729.14
Clarence Harold, salary 5 + months.....	879.70
L. E. Childress, salary 1 month.....	110.00
Maurice Shawkey, salary 1 month.....	100.00
S. B. Higginbotham, salary 1 month.....	135.00
Chas. T. Mann, services.....	204.00
J. W. Robinson, services.....	23.00
C. S. Jarvis, services.....	130.50
G. Jones, services.....	26.35
G. N. Crummett, services.....	9.00
C. D. Graham, services.....	115.00
R. R. Kinstoy, services.....	20.00
W. L. Slocombe, services.....	250.00
T. L. Williams, services.....	24.00
S. S. Steidl, services.....	97.00

P. O. Carizer, services	14.50
P. D. Adkinson, per diem	42.00
Traveling expense	48.33
C. & O. R. R., freight	24,620.92
Pennsylvania R. R., freight	3.45
B. & O. R. R., freight	3,466.15
K. & M. R. R., freight	9,764.86
Wharfage and freight	98.33
U. S. Director of Finance, labor, material <b>packing and hauling</b>	2,339.49
Nelson Transfer Co., hauling	6,361.52
Mathews Storage Co., storage	106.20
M. J. Connolly & Co., T. N. T.	10,436.50
Charleston Industrial Corp., labor and <b>material</b>	1,687.96
Transfer to State Council Defense War Fund	2,000.00
Jarvis, Atkinson Garage, labor	1,738.50
Material	300.42
Gasoline and oil	320.91
Triple State Electric Co., labor	478.10
Material	1,831.64
Gasoline and oil	29.87
Fruth Garage, labor	39.87
Material	6.18
Gasoline and oil	195.16
Day and Night Garage, labor	859.93
Material	256.61
Gasoline and oil	27.08
Storage	6.00
Mountain State Motor Car Co., labor	1,119.83
Material	2,566.43
Gasoline and oil	102.24
Mineral County Garage, labor	41.25
Material	.25
Beans Garage, labor	3.91
Material	163.06
Weaver-Snyder Auto Co., labor	4.49
Material	3.50
Storage	10.00
East End Garage, labor	138.21
Material	34.65
Gasoline and oil	224.36
Storage	25.00
Ohio Ave. Garage, gasoline	4.32
Overland Sales Co., material	88.25
Gasoline	1.70
White Arrow Garage, gasoline	10.25
Auto supplies and repairs	178.35
Auto Tire Service Co., supplies	15.50
Peerless Motor Car Co., supplies	330.71
G. T. Knight Motor Co., supplies	51.77
Overland Sales Co., supplies	91.95
Franklin Motor Car Co., supplies	6.62
Four Wheel Drive Auto Co., supplies	71.52
Wood Hydraulic Hoist and Body Co., <b>supplies</b>	1,195.81
Pierce-Arrow Motor Co., supplies	403.46
The Auto Shop, supplies	61.43
Motor Sales and Trucking Co., supplies	18.55
Baldwin Supply Co., supplies	59.64
Fisher Wagon Works, tops for trucks	77.53
J. H. Vickers Co., auto curtains	66.00
Annex Car Wash Co., washing cars	5.50
Central Pipe and Supply Co., rails	20.00
Elk Machine Shop, repairs	24.10
O. J. Wise, rent of lot	300.00

Matthews Lbr. and Mfg. Co., rent of lot.....	225.00
N. V. Wilson, storage and attendance at explosive magazine.....	510.00
Hardware.....	181.20
Tools.....	56.90
Lumber.....	436.58
Plumbing supplies.....	157.58
Electric supplies.....	136.63
Express.....	75.48
Shipping tags.....	18.20
Paint, oil and varnish.....	100.75
<b>Total.....</b>	<b>\$ 82,064.13</b>
<b>Recapitulation:</b>	
Salaries of Commissioners.....	\$ 7,666.64
Salary of Chief Clerk.....	3,000.00
Salaries of Asst. Engineers, Clerks, Stenographers, etc....	59,404.84
Salaries of Clerks, Automobile Bureau.....	10,233.06
Cost and Distribution of Automobile Tags.....	26,415.45
Material, Equipment, Labor and Expenses of Laboratory	6,202.19
Collecting, Printing and Disseminating Statistics.....	8,819.78
Office Rent.....	4,758.00
Traveling and Incidental Expenses.....	12,191.50
Salary and Expense of Field and Traffic Agent.....	4,000.00
Distribution of Road Fund.....	1,419,619.56
Special Privilege Tax.....	88,333.11
Office Supplies and Contingent Expenses.....	15,049.52
Handling Surplus War Material.....	82,064.13
<b>Total State Road Commission.....</b>	<b>\$ 1,747,757.78</b>

#### EXECUTIVE STATE COUNCIL OF DEFENSE WAR FUND.

<b>332.—Appropriation for State Council of Defense—General Expenses.</b>	
Transferred to Supplement Appropriation for Concord State Normal School.....	\$ 6,000.00
State Department of Free Schools.....	1,500.00
Salary and expense of A. E. Kenney, which was later refunded.....	532.00
<b>Total.....</b>	<b>\$ 8,032.00</b>

#### SINKING FUND VIRGINIA DEBT.

<b>333.—Appropriation for Virginia Debt Payment.</b>	
Redemption of Bonds.....	\$ 1,639,458.01
Redemption of Fractional Certificates.....	4,867.93
<b>Total Redemption.....</b>	<b>\$ 1,644,325.94</b>
Par Value of Redemptions.....	\$ 2,030,898.74
Interest on Bonds Purchased.....	\$ 28,625.26
Interest on Registered and Coupon Bonds, July 1, 1920 to June 30, 1921.....	\$ 417,240.20
Less Overpayment refunded.....	2,725.63
<b>Expense, later refunded by Va. Debt</b>	
Expense Appropriation.....	1,617.97
Cash paid in lieu of bonds.....	275.37
<b>Total.....</b>	<b>\$ 2,087,741.16</b>

**RECAPITULATION OF DISBURSEMENTS BY OTHERS THAN  
STATE BOARD OF CONTROL OUT OF "STATE FUND,  
SPECIAL REVENUE," DURING THE YEAR  
ENDING JUNE 30, 1921**

Auditor's Office—Fire Marshall expense . . . . .	\$	22,722.47
Auditor's Office—Investment Company fees . . . . .		2,777.58
Adjutant General's Office, militia fines and collections . . .		1,002.70
Tax Commissioner's Office, auditing counties, districts and municipalities . . . . .		39,490.56
Commissioner of Agriculture . . . . .		56,208.08
Commissioner of Health . . . . .		20,925.25
Board of Public Works, oil and gas tax litigation . . . . .		2,683.91
Public Service Commission, special license tax . . . . .		69,403.15
<b>Total . . . . .</b>	<b>\$</b>	<b>215,213.70</b>
State Road Commission . . . . .	\$	1,747,757.78
State Council of Defense War Fund . . . . .		8,032.00
Virginia Debt Payment and Interest . . . . .		2,087,741.16
<b>Grand Total—"State Fund, Special Revenue," by others than Board of Control, including State Road Commission and State Council of Defense War Fund . . . . .</b>	<b>\$</b>	<b>4,058,744.64</b>

**PAYMENTS OF REQUISITIONS OF STATE BOARD OF CONTROL  
OUT OF MONEYS COLLECTED FOR THE SPECIFIC  
PURPOSE—"STATE FUND SPECIAL REVENUE"**

**WEST VIRGINIA PENITENTIARY.**

*334.—Appropriation for General Expenses. (Special Revenue.)*

Salaries:

J. Z. Terrell, warden, salary 12 months . . . . .	\$	4,200.00
D. E. Shildrs, capitan, salary 12 months . . . . .		2,185.00
E. W. Athey, asst. capitan, salary 12 months . . . . .		1,525.00
Ashworth & Wilson, physicians, salary 12 months . . . . .		2,520.00
W. O. Ewing, clerk, salary 12 months . . . . .		2,000.00
Wilda Jones, stenographer, salary 5 + months . . . . .		442.50
Pearl B. Stultz, secretary, salary 12 months . . . . .		1,635.00
Wilma Hubbs, stenographer, salary 3 + months . . . . .		353.67
B. Nichols, matron, salary 12 months . . . . .		900.00
Elizabeth Gregory, matron, salary 12 months . . . . .		780.00
H. C. Gaunt, chaplain and teacher salary 12 months . . . . .		900.00
M. J. Goghlan, chaplain, salary 12 months . . . . .		480.00
Emma Scott, organist, salary 12 months . . . . .		240.00
Wallace Smith, chorister, salary 12 months . . . . .		240.00
V. G. Echols, engineer, salary 4 + months . . . . .		792.00
H. A. Carver, engineer, salary 8 months . . . . .		1,364.00
W. E. Bumgardner, salary 5 months . . . . .		550.42
Sherard Baker, salary 12 months . . . . .		1,346.00
G. W. Berry, salary 5 months . . . . .		522.84
E. E. Brown, salary 12 months . . . . .		1,343.51
J. E. Baker, salary 3 + months . . . . .		393.33
C. L. V. Calvert, salary 12 months . . . . .		1,338.67
G. F. Campbell, salary 1 + months . . . . .		182.90
Wm. Charlton, salary 12 months . . . . .		1,460.00
George Drake, salary 5 + months . . . . .		602.32
J. P. Fitzsimmons, salary 9 + months . . . . .		921.00
John Hill, salary 12 months . . . . .		1,306.00
C. J. Hood, salary 12 months . . . . .		1,425.00
H. H. High, salary 12 months . . . . .		1,405.84
Garland Hove, salary 2 months . . . . .		185.00

Thomas Israel, salary 12 part months.....	551.76
J. A. Layfield, salary 12 months.....	1,353.00
F. A. Linger, salary 11 months.....	926.50
J. W. Long, salary 12 months.....	1,310.00
H. C. Love, salary 12 months.....	1,338.67
G. W. Miller, salary 12 months.....	1,334.25
R. D. Miller, salary 11 + months.....	1,181.42
J. A. Martin, salary 12 months.....	1,335.00
John Parker, salary 12 months.....	1,351.50
P. K. Porter, salary 11 + months.....	1,172.41
C. M. Ramsey, salary 10 months.....	1,165.75
John Simmons, salary 12 months.....	1,244.34
J. W. Sivert, salary 12 months.....	1,343.92
T. J. Steele, salary 12 months.....	1,349.67
Frank Stilwell, salary 1 + months.....	174.92
Chas. Stilwell, salary 12 months.....	1,329.00
J. D. Travis, salary 12 months.....	1,148.83
J. M. Williams, salary 12 months.....	1,316.67
S. S. Wilson, salary 8 months.....	836.08
P. V. Wilson, salary 12 months.....	1,342.09
I. A. Wise, salary 12 months.....	1,345.67
G. W. Wright, salary 12 months.....	1,290.00
H. L. Welch, salary 11 months.....	1,185.00
Joe Campbell, salary part month.....	40.00
E. E. Kiger, salary 3 + months.....	364.17
F. L. Blake, salary 2 part months.....	86.67
James Ray salary 1 + month.....	255.74
H. S. Wellman, salary 9 months.....	862.84
J. E. Roles, salary 2 + months.....	176.67
John Chapman, salary 8 + months.....	963.51
Noah Stewart, salary 9 months.....	810.25
J. N. Wayne, salary 7 + months.....	715.75
F. R. Yoho, salary 1 + months.....	167.33
W. K. Steele, salary 1 + months.....	194.67
H. W. Leonard, salary 5 months.....	1,575.00
Wilfred Trader, salary 4 + months.....	440.34
Encil Blake, salary 5 + months.....	551.30
H. L. Kiger, salary 2 months.....	202.08
O. S. Miller, salary 4 months.....	414.82
H. Castleman, salary 1 + months.....	142.75
W. E. Gillespie, salary 3 + months.....	304.08
Rex Rader, salary 3 months.....	962.50
C. G. Kiger, salary 1 month.....	80.65
Lester McSwain, salary 3 months.....	300.41
J. E. Rinehart, salary 3 months.....	325.75
H. O. Whitworth, salary 2 months.....	183.33
Joseph Yeater, salary 2 months.....	200.00
F. A. Kelley, salary 2 months.....	190.00
S. Grafton, salary 1 month.....	86.67
Green Burke, salary 1 month.....	106.33
Claire Robinson, labor, salary part month.....	15.00
T. B. Wilson, labor, salary part months.....	65.17
Total salaries.....	\$ 71,250.23
Beef.....	\$ 12,833.72
Pork.....	3,679.06
Poultry.....	325.65
Fish.....	320.15
Oysters.....	101.30
Sausage.....	237.46
Canned meat.....	6,611.74
Eggs.....	55.77
Oleomargarine.....	2,386.38
Lard.....	2,342.53



Cheese.....	776.34
Flour.....	24,410.30
Crackers.....	162.96
Macaroni.....	261.13
Hominy.....	85.22
Sugar.....	14,804.42
Coffee.....	1,177.83
Tea.....	11.90
Potatoes.....	2,666.63
Beans.....	6,141.30
Onions.....	238.65
Cabbage.....	16.50
Rice.....	726.20
Cereals.....	2,864.94
Canned tomatoes.....	64.60
Canned corn.....	3,173.12
Canned peas.....	3,598.82
Other canned vegetables.....	475.90
Fresh vegetables.....	\$ 50.48
Canned peaches.....	2,109.38
Canned pears.....	2,234.25
Canned plums.....	1,160.87
Canned apricots.....	1,816.26
Canned pineapple.....	9.00
Canned cherries.....	368.10
Fresh apples.....	587.00
Other fresh fruit.....	126.41
Dried pears.....	1,677.50
Dried peaches.....	2,985.00
Dried prunes.....	2,582.25
Dried apples.....	2,213.46
Figs and raisins.....	996.64
Syrup.....	797.44
Pepper.....	72.13
Salt.....	194.40
Spices.....	25.08
Yeast.....	223.68
Baking powder.....	195.10
Vinegar.....	409.93
Flavoring extracts.....	54.22
Other food supplies.....	579.95
Canning supplies.....	146.39
Cans for ice plant.....	47.15
Ammonia.....	119.34
J. Z. Terrell, for convict labor, Colored Hospital for Insane	140.00
Coroners fees.....	\$ 27.00
Transfers from Warehouse Fund to General Fund.....	416.85
Tobacco.....	551.68
Laundry soap.....	5,736.14
Toilet soap.....	272.48
Other cleansers.....	708.72
Other laundry supplies.....	264.77
Fire hose.....	146.40
Fire extinguishers.....	363.84
Brooms.....	387.75
Mops and brushes.....	133.67
Toilet paper.....	941.70
Disinfectants.....	154.70
Other janitor supplies.....	225.27
Table silver.....	19.14
Table china.....	454.59
Kitchen utensils.....	88.32
Chairs.....	292.00

Other furniture.....	223.50
Carpets.....	29.35
Mattresses.....	174.60
Quilts and blankets.....	393.88
Lumber.....	285.36
Supplies for print shop.....	116.77
Madison Nat'l. Bank, county orders returned.....	2,938.88
Farmers Bank, Clarksburg, county orders returned.....	1,508.25
Clarke and Krebs, Engineers, services, coal mine.....	150.00
Leather.....	214.20
Shoes.....	2,258.54
Shoe repair.....	973.80
Clothing.....	\$ 6,740.66
Dry goods.....	5,059.12
Notions.....	113.00
Household supplies.....	139.36
Music instruments and supplies.....	268.85
Flags.....	19.50
Amusements.....	24.65
Funeral expense.....	64.00
Return of paroles.....	155.68
Expense escapes.....	977.06
Rewards.....	600.00
Discharged prisoners.....	2,638.34
Expense parole board.....	310.08
Court costs in insanity case.....	28.64
Pump for coal mine.....	75.00
Fan for coal mine.....	150.00
Plumbing supplies for coal mine.....	556.95
Brick for coal mine.....	12.00
Steel rails for coal mines.....	470.19
Mine cars and tools for coal mine.....	1,145.04
Engine room supplies for coal mine.....	1,026.60
Drilling bore hole to test coal.....	212.50
Hardware for coal mine.....	638.04
Coal mine ties.....	336.00
Coal.....	10,894.38
Gas.....	4,822.29
Gasoline.....	1,013.69
Lubricating oil.....	899.73
Illuminating oil.....	45.30
Water.....	\$ 4,140.81
Gas fixtures.....	39.80
Electrical supplies.....	1,286.15
Plumbing supplies.....	519.55
Premium on official bond, J. Z. Terrell.....	30.00
J. Z. Terrell, advance allowance.....	500.00
Transfer from Board of Control Fund to J. Z. Terrell, Trustee, for payment to prisoners for labor.....	893.07
Cattle.....	789.00
Horses.....	775.00
Hogs.....	694.15
Oats.....	158.92
Bran.....	424.50
Dairy feed.....	65.00
Hay.....	7.38
Straw.....	84.40
Other feed.....	8.09
Barrels and boxes.....	29.20
Fertilizer.....	44.50
Seeds.....	279.87
Plants.....	49.20
Autos.....	460.50

Auto repairs.....	737.45
Stable supplies.....	11.45
Vehicle repairs.....	27.93
Blacksmithing.....	98.77
Engine room supplies.....	237.04
Engine room repairs.....	1,374.94
Tools.....	52.06
Paint for boilers.....	448.17
Miscellaneous hardware.....	\$ 1,538.37
Barber supplies.....	38.07
Newspapers.....	52.45
Other publications.....	73.10
Printing and advertising.....	26.91
Drugs.....	1,123.92
Drug equipment.....	16.37
Surgical instruments.....	34.58
Surgical supplies.....	36.11
Gauze.....	53.10
Other hospital supplies.....	143.16
Medical attendance.....	91.00
Veterinary service.....	63.00
Postage.....	946.90
Telephone.....	243.07
Telephone tolls.....	606.68
Freight.....	6,381.18
Express.....	206.32
Drayage.....	511.74
Typewriter and supplies.....	175.52
Stationery.....	567.22
Office supplies.....	167.67
D. G. Burton, labor.....	47.50
Traveling Expense:	
J. Z. Terrell.....	202.47
W. H. Leonard.....	27.58
P. K. Porter.....	6.02
J. M. Williams.....	11.74
James VonDisson.....	\$ 7.82
J. C. Parker.....	19.02
Brown Johnson.....	8.02
Total Traveling expense..	\$ 282.67
Total current expense.....	\$ 200,054.24
Repairs and Improvements:	
S. Resinger, lumber.....	\$ 595.93
Coal Fork Lbr. Co., lumber.....	\$ 1,507.08
Hood Lbr. Co., lumber.....	629.29
Moundville Lbr. Co., lumber.....	98.27
Babcock Lbr. Co., windows.....	73.08
Lumber.....	132.82
Sand.....	424.12
Lime.....	130.03
Cement.....	660.20
Brick.....	581.50
Philip Carey Co., paint.....	449.15
Peasley, Gaulbert Co., paint.....	22.10
National Lead Co., paint.....	58.43
Navy Yard, Puget Sound, paint.....	750.00
Pittsburg Plate Glass Co., paint.....	115.00
Paint, oil and varnish.....	25.43
Pennsylvania Boiler Works, boiler.....	1,478.35
Pump for boiler.....	162.00
D. H. Hostetter, steam elevator engine.....	300.00
Grate bars for boiler.....	288.75
Valves.....	45.40

C. and G. Cooper Co., repairs for engine.....		100.50
Foos Gas Engine Co., repairs for engine.....		182.69
Fairbanks Morse Co., repairs for engine.....		34.43
Allegheny Steel Co., boiler tubes.....		442.63
Bryan and Bippus, putting flues in boiler.....	\$	170.52
Repairs to boiler.....		149.27
Repairs to brick wall around boiler.....		49.52
Repairs for engines.....		202.16
Repairs to boiler.....		93.36
Repairs to truck.....		52.31
Repairs for pumps.....		115.23
J. M. Schaub Co., plumbing supplies.....		164.02
Trimble and Lutz, plumbing supplies.....		917.11
Van Dorn Iron Works, closet bowls.....		156.00
Van Dorn Iron Works, hardware for cells.....		42.00
Plumbing supplies.....		131.80
Tools for coal mine.....		50.67
Hardware for coal mine.....		64.85
Equipment for coal mine.....		191.15
Hoisting rope for coal mine.....		68.22
Pneumatic drills for coal mine.....		210.99
Slicker coats for coal mine.....		42.60
Explosives for coal mine.....		60.60
Car wheels for coal mine.....		20.00
Pump for coal mine.....		152.40
Galvanized pipe for coal mine.....		218.14
Rubberoid roofing.....		47.45
Wall paper.....		17.75
Nails.....		19.10
Cleveland Window Glass Co., plate glass.....		206.50
Banks Supply Co., steel pipe.....		97.28
Frick Co., repairs for ice plant.....		85.60
Wheeling Machine Products, repairing elevator.....		464.90
Pittsburg Steel Co., barbed fence wire.....	\$	81.62
Steam Electric Engineering Co., electric supplies and repairs.....		83.32
Union Electric Co., electrical supplies.....		84.75
Repairs for electric lights and wiring.....		43.39
Total repairs and improvements.....	\$	13,841.76
Grand Total.....	\$	285,146.23
Less discount for cash.....	635.98	
Less freight paid and deducted.....	305.33	941.31
Net Total.....	\$	284,204.92

Wherever a part of the same class of expenditure is paid out of "State Fund, General Revenue," and part out of "State Fund, Special Revenue," the total amount is included in above General Revenue classification.

Amount of above paid out of General Revenue.....	\$	42,444.26
Amount of above paid out of Special Revenue.....		241,760.66
Total.....	\$	284,204.92

Recapitulation:

Salaries.....	\$	71,250.23
Current Expense.....		199,112.93
Repairs and Improvements.....		13,841.76
Total—Penitentiary.....	\$	284,204.92

---

**STATE BOARD OF CONTROL.**

**335.—State Board of Control Fund (Special Revenue) Miscellaneous Collections.**

Secretary of State, Insurance on Supreme Court Reports.	\$	5,756.99
Attorney General, Insurance on Supreme Court Reports.		2,705.68
Refunded to depositors for plans and specifications.		495.00
Sundry payments (See No. 180 for classifications)		1,616.94
<b>Total</b>	<b>\$</b>	<b>10,574.61</b>

**HUNTINGTON STATE HOSPITAL.**

**336.—State Board of Control Fund (Special Revenue).**

Sundry payments (See No. 181 for classification)	\$	35,359.26
--	----	-----------

**SPENCER STATE HOSPITAL.**

**337.—State Board of Control Fund (Special Revenue).**

Sundry payments (See 184-5 for classification)	\$	7,868.44
--	----	----------

**WESTON STATE HOSPITAL.**

**338.—State Board of Control Fund (Special Revenue.)**

Sundry payments (See No. 186-7 for classification)	\$	33,733.55
--	----	-----------

**WELCH HOSPITAL NO. 1.**

**339.—State Board of Control Fund (Special Revenue).**

Sundry payments (See No. 190- for classification)	\$	27,083.84
---	----	-----------

**McKENDREE HOSPITAL NO. 2.**

**340.—State Board of Control Fund (Special Revenue).**

Sundry payments (See No. 192-3 for classification)	\$	6,408.91
--	----	----------

**FAIRMONT HOSPITAL NO. 3.**

**341.—State Board of Control Fund (Special Revenue).**

Sundry payments (See No. 194-5 for classification)	\$	12,081.22
--	----	-----------

**STATE TUBERCULOSIS SANITARIUM.**

**342.—State Board of Control Fund (Special Revenue.)**

Sundry payments (See No. 196-7 for classification)	\$	86,898.85
--	----	-----------

**STATE COLORED TUBERCULOSIS SANITARIUM.**

**343.—State Board of Control Fund (Special Revenue).**

Sundry payments (See No. 198 for classification)		400.00
--	--	--------

**WEST VIRGINIA INDUSTRIAL SCHOOL FOR BOYS.**

**344.—State Board of Control Fund (Special Revenue).**

Sundry payments (See No. 200-1 for classification)	\$	19,271.55
--	----	-----------

**WEST VIRGINIA INDUSTRIAL HOME FOR GIRLS.**

345.— <i>State Board of Control Fund (Special Revenue).</i>		
Sundry payments (See No. 202-3 for classification).....	\$	606.35

**STATE GEOLOGICAL AND ECONOMICAL SURVEY.**

346.— <i>State Board of Control Fund (Special Revenue).</i>		
Sundry payments (See No. 210-211-213-214 for classification) \$		14,747.49

**INSURANCE ON PUBLIC BUILDINGS.**

347.— <i>State Board of Control Fund (Special Revenue).</i>		
Sundry payments (See No. 209 for classification).....	\$	5,767.85

**WEST VIRGINIA COLORED ORPHANS HOME.**

348.— <i>State Board of Control Fund (Special Revenue).</i>		
Sundry payments (See No. 206 for classification).....	\$	124.54

**WEST VIRGINIA CHILDREN'S HOME.**

349.— <i>State Board of Control Fund (Special Revenue).</i>		
Sundry payments (See Nos. 204-5 for classification).....	\$	336.96

**POINT PLEASANT MONUMENT.**

350.— <i>State Board of Control Fund (Special Revenue).</i>		
Sundry payments (See No. 242 for classification).....	\$	875.37

**FORESTRY, FISH AND GAME WARDEN.**

351.— <i>Appropriation for Forestry, Fish and Game Protection—Chapter 69 of the Acts of 1909. (Special Revenue)</i>		
C. E. Landacre, salary 11 months.....	\$	1,100.00
L. H. Rogers, salary 11 months.....		825.00
F. C. Turley, salary 10 months.....		750.00
Alba C. Collett, salary 11 months.....		1,100.00
Neil B. Harding, salary 11 months.....		125.00
Sam Murphy, salary 2 months.....		200.00
L. E. Arbogast, compensation.....		90.00
Geo. W. Graham, compensation.....		115.50
A. O. Walker, compensation.....		80.50
W. D. Smith, compensation.....		105.00
Jas. A. Sharpe, compensation.....		66.50
Geo. M. Tasker, compensation.....		87.50
E. N. Wriston, compensation.....		87.50
L. L. Westfall, compensation.....		80.50
Moses R. Bennett, compensation.....		52.00
Sundry labor, 9 persons each receiving less than \$25.00..		59.00
Hauling men to and from forest fires.....		282.25
Meals for men fighting fires.....		15.75
Telephone.....		48.63
Telegraph.....		10.88
Postage.....		100.00

Stationery and office supplies.....	19.66
Drayage.....	12.00
Field glasses.....	120.00
Supplies for lookout stations.....	16.19
Stove for station.....	12.52
Tools for lookout station.....	27.30
Hardware for lookout station.....	116.56
Kodak films.....	\$ 4.45
Auto tires and repairs.....	94.75
Gasoline and oil.....	61.92
Paint.....	14.15
Repairs for telephones and line.....	32.24
Application blanks for hunters license.....	175.00
C. W. Harding, advance allowance to pay bounty claims.....	500.00
C. E. Landers, transportation.....	121.37
Auto hire.....	128.00
Hotel and meals.....	68.79
Rent of office.....	77.00
Postage \$6.25, Telephone \$3.10.....	9.35
Stenographer.....	5.75
Duplicate payment of traveling expense.....	36.98
Hauling fish.....	7.00
J. M. England, transportation.....	9.38
Hotel and meals.....	8.50
Stenographer.....	1.00
A. C. Collett, hotel and meals.....	16.25
Office supplies.....	10.18
Janitor service.....	32.00
Janitor supplies.....	6.00
Postage.....	1.65
F. C. Turley, transportation.....	64.50
Hotel and meals.....	25.75
Sam Murphy, transportation.....	3.25
Hotel and meals.....	72.16
Samuel Howard, transportation.....	3.17
Hotel and meals.....	8.50
L. H. Rogers, transportation.....	84.81
Hotel and meals.....	93.23
Postage \$3.59, Telephone \$5.28.....	8.87
Stenographer.....	4.25
Supplies.....	1.40
Total.....	\$ 7,497.34

**HOTEL INSPECTOR.**

<b>352.—Appropriation to Pay the Salary of Hotel Inspector. (Special Revenue.)</b>	
R. B. Phillips, salary 12 months.....	\$ 1,500.00
<b>353.—Appropriation to Pay Contingent and Traveling Expenses of Hotel Inspector.</b>	
R. B. Phillips, transportation.....	\$ 483.72
Hotel and meals.....	1,068.82
Office rent.....	97.00
Telephone and telegraph.....	34.27
Postage and box rent.....	16.10
Taxi and baggage.....	11.95
Notary fees, \$2.00, stenographer, \$1.00.....	3.00
Office supplies.....	7.90
Total.....	\$ 1,722.76

Note—The above traveling expense of R. B. Phillips was incurred for various trips within the State.

## Recapitulation:

Salary Hotel Inspector.....	\$	1,500.00
Contingent and Traveling Expenses.....		1,722.76
Grand Total.....	\$	3,222.76

**WEST VIRGINIA STATE BOARD OF DENTAL EXAMINERS.**354.—*State Board of Control Fund. (Special Revenue).*

R. M. Hite, secretary salary 1 year.....	\$	500.00
Transportation.....		33.36
Hotel and meals.....		23.91
Telephone and telegraph.....		7.53
Postage.....		11.00
Office supplies.....		4.60
Stationery and letterheads.....		48.99
Printing examination questions.....		13.40
Dues to National Assn. Dental Examiners.....		40.00
D. C. Clark, compensation.....		100.00
Transportation.....		33.25
Hotel and meals.....		35.90
L. L. Belcher, compensation.....		100.00
Transportation.....		2.12
Hotel and meals.....		20.70
Printing examination questions.....		6.00
H. H. Smalldridge, compensation.....		100.00
Transportation.....		20.52
Hotel and meals.....		30.00
Rent of room to hold examinations.....		15.00
L. Geo. Beerbower, compensation.....		100.00
Transportation.....		36.69
Hotel and meals.....		36.05
Total.....	\$	1,319.02

**STATE VETERINARY EXAMINING BOARD.**355.—*Appropriation to Pay Per Diem and Expenses. (Special Revenue).*

W. E. Langford, service as secretary.....	\$	125.00
Per diem.....		124.00
Transportation.....		24.60
Hotel and meals.....		20.10
Postage.....		17.00
J. C. Callender, per diem.....		12.00
Transportation.....		11.26
Hotel and meals.....		12.35
Postage \$3.00, stationery \$11.35.....		14.35
Rent of blackboard for examination.....		2.25
E. M. Spangler, per diem.....		24.00
Transportation.....		30.60
Hotel and meals.....		25.00
Postage.....		5.00
Mineral Daily News, printing cards.....		5.00
Doyle Pub. Co., printing cards and envelopes.....		11.50
Total.....	\$	464.01

**STATE BOARD OF EMBALMERS.**356.—*State Board of Control Fund. (Special Revenue).*

Paul E. Tetrick, services as secretary.....	\$	108.31
Per diem.....		30.00
Transportation.....		60.03



Hotel and meals.....	47.90
F. B. Martin, per diem.....	39.00
Transportation.....	87.19
Hotel and meals.....	55.50
F. G. Lobban, per diem.....	24.00
Transportation.....	31.62
Hotel and meals.....	50.40
L. E. Kramer, per diem.....	24.00
Transportation.....	35.84
Hotel and meals.....	41.60
Louis Bertschy, per diem.....	12.00
Transportation.....	59.81
Hotel and meals.....	29.70
F. E. Vandale, per diem.....	30.00
Transportation.....	37.95
Hotel and meals.....	49.00
Shinnston Furn and Undertaking Co., stenographic services.....	150.00
Postage.....	36.45
Freight, express and drayage.....	5.19
Telegraph.....	.46
Printing.....	164.09
Stationery and supplies.....	57.41
Premium on official bond, Paul E. Tetrick.....	5.00
Total.....	\$ 1,272.45

## STATE BOARD OF EXAMINERS FOR NURSES.

357.—*Appropriation to Pay the State Board of Examiners for the Examination and Registration of Nurses. (Special Revenue).*

Anna M. Trimble, secretary, salary 11 months.....	\$ 825.00
Stenographic service.....	18.30
Postage.....	11.00
Examination questions.....	8.50
Office supplies.....	24.14
Telephone.....	2.45
Dr. Frank L. Hupp, per diem.....	10.00
Postage.....	2.00
Dr. B. S. Preston, per diem.....	8.00
Dr. C. S. Hoffman, per diem.....	10.00
Dr. Harriet B. Jones, per diem.....	8.00
Expenses.....	1.20
Total.....	\$ 928.59

## STATE BOARD OF EXAMINERS IN OPTOMETRY.

358.—*State Board of Control Fund. (Special Revenue).*

E. F. Collins, services as secretary.....	\$ 200.00
Per diem.....	45.00
Transportation.....	37.93
Hotel and meals.....	19.50
Stationery and supplies.....	30.80
Rubber stamp.....	2.50
Rent of table for examination.....	3.00
Postage.....	6.80
Telephone and telegraph.....	5.40
J. H. Zilliken, per diem.....	10.00
Transportation.....	2.08
Hotel and meals.....	7.55
Postage, telephone and stenographer.....	4.25
F. P. Small, per diem.....	15.00

Transportation.....	26.20
Hotel and meals.....	7.70
Porter.....	.20
C. Cole, per diem.....	50.00
Transportation.....	40.34
Hotel and meals.....	36.90
<b>Total.....</b>	<b>\$ 551.15</b>

**STATE BOARD OF EXAMINERS FOR CERTIFIED ACCOUNTANTS.****359.—State Board of Control Fund. (Special Revenue).**

Ralph F. Holden, transportation.....	\$ 40.65
Hotel and meals.....	59.35
<b>Total.....</b>	<b>\$ 100.00</b>

**STATE VOCATIONAL BOARD.**

Smith-Hughes Fund (Federal Aid).

**360.—Appropriation for Agricultural Teachers, Supervisors and Directors. (Special Revenue).**

Reimbursement to West Virginia University for amount paid teachers.....	\$ 3,985.13
Payment to the following State schools:	
Keyser Preparatory School.....	866.64
Concord Normal.....	465.00
Shepherd College Normal.....	292.00
W. Va. Collegiate Institute.....	324.19
W. Va. Experiment Station.....	500.00
Payment to the following High Schools:	
Sutton High School.....	304.41
Clay County High School.....	333.32
West Union High School.....	185.73
Ronceverte High School.....	400.00
Satdis High School.....	133.00
Bristol High School.....	320.00
Shinnston High School.....	583.32
Bridgeport High School.....	60.00
Lumberport High School.....	383.75
Jane Lew High School.....	224.43
Fairview High School.....	387.81
Pt. Pleasant High School.....	610.72
Matoaka High School.....	310.00
Morgantown High School.....	500.00
Alderson High School.....	45.00
Gap Mills High School.....	154.74
Nicholas County High School.....	456.66
Greenbank High School.....	518.48
Hillsboro High School.....	491.82
Kingwood High School.....	255.71
Masontown High School.....	\$ 400.00
Cairo High School.....	217.27
Pennsboro High School.....	133.32
Spencer High School.....	195.00
Grafton High School.....	566.66
Parsons High School.....	360.00
Tyler County High School.....	600.00
Dunleith High School.....	50.00
New Martinsville High School.....	77.08
Littleton High School.....	280.00
Pineville High School.....	146.66

Mullin High School .....	100.00
W. G. Carpenter, Director Vocational Training, Wheeling	300.00
Payments to the following Sheriff's as aid to schools:	
H. W. Moyer, Braxton County .....	\$ 233.34
S. L. Ford, Doddridge County .....	214.26
J. M. Miller, Greenbrier County .....	468.16
L. D. Griffith, Harrison County .....	978.23
Roy R. Hale, Lewis County .....	219.96
A. M. Glover, Marion County .....	400.19
C. D. Ball, Mason County .....	285.63
J. L. Dougan, Monongalia County .....	437.50
Geo. E. Bare, Monroe County .....	466.11
W. E. Morton, Nicholas County .....	240.00
Wm. Gibson, Pocohontas County .....	513.78
J. D. Browning, Preston County .....	400.71
R. L. Warder, Ritchie County .....	201.90
Enos Johnson, Roane County .....	179.50
Melvin Newton, Taylor County .....	709.98
J. F. Repair, Tucker County .....	300.02
W. E. Long, Tyler County .....	387.50
H. H. Cyrus, Wayne County .....	225.00
J. O. Eakin, Wetzel County .....	424.44
W. B. Belcher, Wyoming County .....	292.03
Total .....	\$ 24,096.09

<b>361.—Appropriation for Trades and Home Economic Teachers. (Special Revenue)</b>	
Reimbursement to West Virginia University .....	\$ 1,914.60
College of Engineering, West Virginia University .....	20.00
Keyser Preparatory School .....	225.00
S. B. Jarrett, aid to Kanawha Co. schools .....	79.50
H. W. Moyer, aid to Braxton Co. schools .....	472.50
W. M. Dudley, aid to Wood Co. schools .....	283.00
Wheeling Independent District .....	990.25
Total .....	\$ 3,984.84

<b>362.—Appropriation for Preparing Teachers, Supervisors and Directors of Vocational Subjects. (Special Revenue).</b>	
Reimbursement to West Virginia University for amount paid teachers .....	
College of Engineering .....	\$ 2,441.39
College of Agriculture .....	3,524.44
J. F. Marsh .....	150.00
B. T. Leland .....	30.00
Total .....	\$ 6,145.83
Grand Total—Smith Hughes Fund .....	\$ 34,226.77

#### WEST VIRGINIA UNIVERSITY.

<b>363.—State Board of Control Fund. (Special Revenue).</b>	
Education Board:	
L. L. Friend, supervisor of High Schools, salary 1 month .....	\$ 250.00
Earl Hudelson, Prof. secondary education, salary 9 months .....	3,390.00
Total Education Board salaries .....	\$ 3,640.00
University Book Store:	
J. S. Stewart, agent, salary 11 months .....	1,825.00
Endowment Interest:	
L. D. Arnett, librarian, salary 6 months .....	1,500.00
R. S. Blandford, asst. librarian, salary 6 months .....	150.00
Jennie Boughner, asst. librarian, salary 6 months .....	750.00

Ida V. Carter, asst. librarian, salary 6 months.....	150.00
Elizabeth Hogue, asst. librarian, salary 6 months.....	720.00
T. C. Miller, asst. librarian, salary 6 months.....	900.00
Vivian Reynolds, asst. librarian, salary 6 months.....	420.00
Pauline Shriver, asst. librarian, salary 4 months.....	100.00
Fred Schafer, asst. librarian, salary 4 months.....	100.00
Total Endowment Fund salaries..... \$	4,790.00
<b>Farm Fund:</b>	
A. T. Karrickhoff, agronomy, salary 2 + months.....	218.45
James Boice, agronomy, salary 3 months.....	268.17
Dallas Wolf, agronomy, salary 1 month.....	49.23
W. D. Shirey, agronomy, salary 1 month.....	27.00
J. C. Parrish, agronomy, salary 2 part months.....	44.75
B. L. Wade, agronomy, salary 3 part months.....	66.50
J. B. Dixon, agronomy, salary 1 month.....	80.00
Wm. Brighton, agronomy, salary 2 months.....	147.33
Wm. Fuller, animal husbandry, salary 2 months.....	148.78
D. J. Conley, animal husbandry, salary 8 months.....	825.00
L. L. Wilson, animal husbandry, salary 8 months.....	680.00
W. N. McClung, animal husbandry, salary 3 part months.....	67.58
Arthur Dye, animal husbandry, salary 11 part months.....	303.62
Carlos Parker, animal husbandry, salary 3 months.....	105.50
C. E. Swan, animal husbandry, salary 1 month.....	34.00
Wade Wilson, animal husbandry, salary 2 + months.....	218.40
C. B. McIntire, animal husbandry, salary 4 part months.....	79.00
I. C. Owens, animal husbandry, salary 3 part months.....	32.35
D. A. Riley, animal husbandry, salary 1 month.....	30.60
J. P. Shele, animal husbandry, salary 2 months.....	170.00
Walter Schele, animal husbandry, salary 1 + month.....	69.50
Al. Davis, dairy, salary 8 months.....	1,007.10
D. M. McFarland, dairy, salary 7 + months.....	724.62
H. G. Sturm, dairy, salary 4 part months.....	164.88
T. H. McGovran, dairy, salary 3 + months.....	357.35
Warren Gifford, dairy, salary 5 part months.....	50.08
M. Bilzovitch, dairy, salary 2 + months.....	179.85
J. M. Humsinger, dairy, salary 1 month.....	42.00
Norman Atwood, dairy, salary 5 + months.....	188.03
H. C. Darlington, dairy, salary 3 + months.....	172.58
Luke Frame, dairy, salary 4 part months.....	110.97
W. F. Robinson, dairy, salary 3 part months.....	32.90
Lee Frankenberg, horticulture, salary 12 months.....	1,200.00
Bruce Davis, horticulture, salary 12 months.....	966.32
D. A. Davis, horticulture, salary 12 months.....	760.17
A. P. Dye, horticulture, salary 10 months.....	654.50
Hodges Smith, horticulture, salary 4 part months.....	123.23
Cecil Davis, horticulture, salary 2 part months.....	31.85
G. C. Adams, horticulture, salary 4 part months.....	104.49
G. C. Guyer, horticulture, salary 6 part months.....	127.78
Howard Johnson, horticulture, salary 9 part months.....	248.91
Paul Shanks, horticulture, salary 6 part months.....	\$ 195.18
Palmer Boyd, horticulture, salary 2 months.....	35.75
Ordway Smith, horticulture, salary 3 months.....	111.87
P. S. Forman, horticulture, salary 1 month.....	58.85
S. L. Emsveller, horticulture, salary 4 + months.....	172.12
William Brown, horticulture, salary 2 + months.....	100.63
Philip Beck, horticulture, salary 1 month.....	27.69
Chas. Dye, horticulture, salary 4 part months.....	48.51
P. A. Lawrence, horticulture, salary 2 part months.....	63.25
Wm. Frankhouser, horticulture, salary 1 + months.....	88.50
Chas. Brown, horticulture, salary 2 months.....	200.00
Rodney Pownall, horticulture, salary 1 + month.....	157.00
G. Burkhardt, horticulture, salary 4 months.....	249.23
Paul Brown, horticulture, salary 2 + months.....	96.80

Clarence Brown, horticulture, salary 3 months.....	256.28
J. W. Baird, horticulture, salary 3 part months.....	47.20
John Dye, horticulture, salary 3 part months.....	116.40
A. J. Leach, horticulture, salary 3 months.....	300.00
A. C. Nicholas, horticulture, salary 1 month.....	84.00
Walter Vickers, horticulture, salary 2 part months.....	35.00
Sanford Frankhouser, horticulture, salary 2 part months.....	63.60
Jsoeph Thomas, horticulture, salary 2 months.....	101.58
A. Hall, horticulture, salary 1 month.....	40.00
R. F. Payne, horticulture, salary 1 month.....	30.00
Sundry salary, 50 persons, each receiving less than \$25.00.....	429.11
Total Farm Fund salaries.....	\$ 14,021.92
<b>Smith-Lever Fund:</b>	
Nat T. Frame, director, salary 12 months.....	\$ 2,408.37
B. B. Ezell, asst. director, salary 12 months.....	1,437.50
C. H. Hartley, asst. director, salary 12 months.....	1,437.50
Marion Hepworth, asst. director, salary 8 + months.....	1,779.24
W. H. Kendrick, asst. director, salary 12 months.....	1,540.55
H. S. Vandervort, asst. director, salary 12 months.....	1,437.50
C. E. Stockdale, editor, salary 12 months.....	1,393.76
D. M. Willis, financial sec'y., salary 9 months.....	412.50
Buena B. Hager, bookkeeper, salary 2 part months.....	56.25
<b>Stenographers:</b>	
Joanna Dye, salary 10 + months.....	1,045.00
Wessie Elliott, salary 8 months.....	800.00
Annie Davis, salary 1 month.....	75.00
Elsie Erd, salary 1 month.....	66.67
Margaret Haman, salary 4 months.....	320.00
Marjorie Newman, salary 1 month.....	75.00
Mary Tomlinson, salary 1 month.....	66.00
Daisy Godlove, salary 5 + months.....	520.00
Stella South, salary 2 months.....	200.00
Vernice Van Horn, salary 4 months.....	400.00
Dorothy Watson, salary 1 + month.....	136.67
Lohr Chinn, salary 1 + months.....	143.33
Mrs. N. Walker, salary 1 + month.....	140.00
<b>Clerks:</b>	
Nellie Boyles, salary 12 months.....	955.00
Mrs. Rachel Cox, salary 2 months.....	62.50
Eula Fankhauser, salary 12 months.....	1,475.00
P. R. Runner, salary 2 months.....	170.00
May Wade, salary 12 months.....	506.00
Jeannett Weil, salary 12 months.....	1,825.00
Anne Aldridge, salary 11 months.....	880.00
Sara Peterson, salary 11 months.....	880.00
Ruth Bryant, salary 5 months.....	440.00
Elizabeth Cady, salary 3 + months.....	294.00
Ganel Protzman, salary 1 month.....	80.00
Kethryn Sprangler, salary 1 month.....	30.00
<b>Home Demonstration Agents:</b>	
Kathryn Alger, salary 1 + months.....	233.33
Eva L. Blair, salary 12 months.....	629.36
Margaret Ford, salary 12 months.....	1,609.97
Gertrude Humphreys, salary 12 months.....	795.00
Folsom McGuire, salary 12 months.....	921.63
Ida Ratslaff, salary 7 months.....	764.66
Sallie Sattes, salary 2 months.....	180.00
Ada B. Compton, salary 7 months.....	466.65
Marjorie Eastman, salary 6 months.....	350.83
Fay Griffith, salary 12 months.....	625.34
Marjorie Mann, salary 10 months.....	606.78
May E. Prichard, salary 11 months.....	489.84
Hazel Horsfall, salary 5 months.....	400.00

Mrs. W. B. Smith, salary 4 months.....	120.00
Polly E. Thomas, salary 7 months.....	385.00
County Agents:	
F. G. Hall, salary 12 months.....	966.63
A. F. Hodges, salary 1 + months.....	108.37
J. D. King, salary 12 months.....	1,173.26
J. O. Knapp, salary 12 months.....	1,113.26
W. E. McComas, salary 12 months.....	1,158.33
T. Y. McGovran, salary 12 months.....	1,108.26
B. H. Questol, salary 12 months.....	1,058.26
J. C. Smith, salary 12 months.....	1,405.00
C. C. Caldwell, salary 9 + months.....	999.98
W. D. Cooper, salary 6 + months.....	645.00
C. O. Degan, salary 12 months.....	1,225.00
G. H. Castrup, salary 12 months.....	1,095.00
T. D. Gray, salary 9 months.....	1,859.41
R. T. Gray, salary 12 months.....	867.50
R. H. Halderson, salary 7 + months.....	745.83
E. G. Higgs, salary 12 months.....	900.00
C. C. Housh, salary 12 months.....	970.00
H. C. Kelley, salary 1 month.....	45.00
B. P. Kocher, salary 12 months.....	1,191.74
E. S. Kigley, salary 12 months.....	910.00
R. P. Lowe, salary 12 months.....	879.12
I. S. Middaugh, salary 12 months.....	1,038.57
A. G. Middleton, salary 12 months.....	1,250.00
R. M. Musser, salary 12 months.....	1,150.00
D. W. Parson, salary 2 + months.....	223.32
F. J. Reed, salary 12 months.....	1,225.00
W. H. Roberts, salary 12 months.....	1,150.00
J. A. Wolfran, salary 12 months.....	963.42
W. D. Click, salary 11 months.....	925.00
H. R. Cokeley, salary 11 months.....	1,100.00
J. E. Romine, salary 11 months.....	1,041.62
H. C. Willey, salary 1 month.....	100.00
R. A. Ross, salary 4 + months.....	355.00
W. E. Simpson, salary 11 months.....	1,008.26
H. H. Thompson, salary 11 months.....	754.98
E. D. Turner, salary 8 months.....	780.00
C. W. Mason, salary 9 months.....	824.94
E. M. Hunter, salary 10 months.....	687.50
W. C. Stokes, salary 3 + months.....	326.67
E. H. Harper, salary 1 month.....	66.66
H. G. Sturm, salary 4 months.....	348.31
Boys' Club Agent:	
C. O. Batson, salary 3 + months.....	85.00
W. R. Blankenship, salary 2 + months.....	90.00
J. H. Boyd, salary 6 months.....	385.00
A. W. Curtis, salary 6 months.....	220.00
R. C. Day, salary 4 months.....	55.00
F. L. Feaster, salary 12 months.....	425.00
G. L. Ford, salary 1 month.....	25.00
A. L. Gilmore, salary 1 month.....	30.00
S. R. Hall, salary 3 months.....	160.00
M. J. Haller, salary 2 months.....	80.00
John Hartman, salary 3 + months.....	248.32
B. W. Russell, salary 5 months.....	260.00
A. L. Thomas, salary 1 + months.....	55.00
J. G. Auville, salary 6 months.....	120.00
Roy Bean, salary 7 months.....	90.00
G. B. Clark, salary 6 + months.....	198.75
W. H. Dawson, salary 7 months.....	220.00
S. C. Gant, salary 5 months.....	585.00

R. J. Glass, salary 7 months.....	720.00
J. H. Gorby, salary 3 months.....	90.00
C. A. Hatfield, salary 7 months.....	140.00
H. C. Hodge, salary 3 months.....	160.00
P. W. McNanaway, salary 1 month.....	60.00
Lee O'Brien, salary 1 month.....	30.00
E. T. Rannells, salary 12 months.....	515.00
O. J. Rife, salary 7 months.....	306.65
J. H. Simmons, salary 3 + months.....	404.00
A. G. Springer, salary 3 months.....	160.00
H. L. Smith, salary 1 month.....	50.00
Field Smith, salary 3 + months.....	183.33
L. G. Thrash, salary 4 months.....	160.00
L. T. Tustin, salary 12 months.....	466.33
B. B. Williams, salary 5 months.....	272.50
D. O. Segrist, salary 2 months.....	85.35
L. L. Frasier, salary 1 month.....	90.00
John Hartman, salary 6 months.....	100.00
B. A. Shirey, salary 1 month.....	40.00
J. E. Banks, salary 11 months.....	1,136.63
Frank Donaldson, salary 6 months.....	220.00
Margaret George, salary 11 months.....	681.33
Virginia Hogsett, salary 5 months.....	163.36
D. M. Hoke, salary 1 month.....	25.00
W. E. Kemp, salary 1 month.....	80.00
D. W. Mather, salary 2 months.....	183.32
D. T. Park, salary 2 months.....	90.00
Milo Henry, salary 2 months.....	200.00
C. S. Murphy, salary 2 months.....	80.00
Millie Hunter, salary 6 months.....	60.00
O. E. Camps, salary 1 month.....	50.00
G. W. Goode, salary 5 months.....	75.00
Gladys, Patton, salary 8 months.....	85.00
J. D. Farmer, salary 8 months.....	110.00
C. G. Brake, salary 2 months.....	45.00
E. V. Parson, salary 8 months.....	120.00
Mary S. Middleton, salary 5 months.....	426.00
Earl White, salary 5 months.....	50.00
L. Kiddy, salary 3 months.....	41.66
Grant Rinehart, salary 3 months.....	60.00
Stephen Morton, salary 2 + months.....	287.50
Jean Porter, salary 1 + month.....	185.00
Roy Taylor, salary 4 months.....	220.00
J. R. Tyson, salary 4 months.....	100.09
Girls' Club Agents:	
Mary Brown, salary 1 month.....	100.00
Sanna D. Black, salary 7 months.....	255.00
Lynne Waddell, salary 3 months.....	130.00
Florence McClung, salary 1 month.....	65.00
Anise L. Wilmouth, salary 1 month.....	50.00
Eleanor Kittle, salary 2 months.....	30.00
Hattie Beamer, salary 3 months.....	30.00
Lillie Nickell, salary 7 months.....	70.00
Pearl Carter, salary 9 months.....	176.25
E. L. Andrews, poultry, salary 1 month.....	100.00
B. F. Creech, animal husbandry, salary 12 months.....	2,018.11
D. R. Dodd, agronomy, salary 12 months.....	2,375.00
R. B. Johnston, news specialist, salary 1 month.....	50.00
E. A. Livesay, animal husbandry, salary 1 month.....	100.00
R. L. Mason, poultry, salary 1 month.....	50.00
H. W. Prettyman, horticulture, salary 1 month.....	41.74
C. B. Ross, poultry, salary 1 month.....	100.00
Fred Shaffer, drainage engineer, salary 2 months.....	456.66

	C. B. Wiberg, cow tester, salary 1 month.....	60.00
	H. L. Wintermeyer, cow tester, salary 1 month.....	25.00
Camp Workers:		
	C. R. Bibbee, salary 2 months.....	225.00
	Xanna B. Gibson, salary 2 months.....	187.50
	E. A. Grow, salary 3 + months.....	369.00
	G. C. Hall, salary 3 + months.....	430.00
	Edna Miller, salary 3 months.....	281.25
	G. C. Queen, salary 3 months.....	375.00
	Martha Thompson, salary 3 months.....	350.00
	Miller Hunter, salary 5 months.....	50.00
	Adda Moore, salary 3 + months.....	357.00
	Helen Russell, salary 1 month.....	35.00
	Marja Steadman, salary 1 month.....	50.00
	Dee Crane, potato specialist, salary 1 month.....	183.33
	E. C. Sherwood, plant disease, salary 1 month.....	166.66
	B. T. Leland, special teacher, salary 1 month.....	141.67
	Mrs. E. Shallcross, janitress, salary 1 month.....	60.00
Coupons of Credit:		
	Mrs. J. P. Ashley.....	20.00
	C. W. Ballard.....	30.00
	Mrs. R. Hutchinson.....	10.00
	H. M. Harvey.....	10.00
	M. Ludwig.....	30.00
	C. R. Miller.....	30.00
	Lillian Ryan.....	50.00
	Della Scott.....	50.00
	E. W. Webb.....	20.00
	C. G. Brown.....	30.00
	Mary Cunningham.....	30.00
	E. H. Dillon.....	30.00
	D. H. Dorsey.....	30.00
	A. A. Hall.....	30.00
	Nova Guinn.....	100.00
	Mrs. R. O. Hall.....	30.00
	C. W. Harpold.....	30.00
	L. D. Heavener.....	30.00
	Anna A. Hedrick.....	20.00
	J. L. Hornbeck.....	30.00
	B. A. Huffman.....	30.00
	Hazel Hutchinson.....	30.00
	Mrs. R. D. Hutchinson.....	30.00
	Elsie S. King.....	30.00
	Opal J. Post.....	30.00
	L. S. Powers.....	30.00
	L. E. Powers.....	10.00
	Bernice Rohr.....	30.00
	J. W. Santee.....	30.00
	W. J. Snedegar.....	20.00
	O. L. Simmons.....	25.00
	Fonda H. Sleeth.....	30.00
	H. G. Starcher.....	30.00
	C. O. Street.....	30.00
	Earl Van Gilder.....	25.00
	Ethel C. West.....	30.00
	W. A. Benfield.....	50.00
	Merwin Morvin.....	10.00
	Eleanor Kittle.....	10.00
	Sundry salary, 6 persons, each receiving less than \$25.00.....	102.50
	Total Smith-Lever salaries and coupons of Credit.....	\$ 90,747.63



**Morrill Fund:**

G. P. Broomslder, engineering, salary 9 months.....	2,770.00
A. T. Bragonier, engineering, salary 9 months.....	1,640.00
C. N. Cather, engineering, salary 9 months.....	1,570.00
H. M. Cather, engineering, salary 9 months.....	1,380.00
R. P. Davis, engineering, salary 9 months.....	2,790.00
A. B. Forman, engineering, salary 9 months.....	2,630.00
J. H. Gill, engineering, salary 9 months.....	2,360.00
R. L. Morris, engineering, salary 9 months.....	2,790.00
C. R. Runner, engineering, salary 9 months.....	1,350.00
R. E. Seaman, engineering, salary 9 months.....	1,324.94
W. W. Hodge, engineering, salary 5 months.....	1,800.00
J. B. Grumbein, drawing, salary 9 months.....	2,830.00
C. W. Grow, drawing, salary 9 months.....	1,860.00
L. D. Hayes, designing, salary 9 months.....	2,780.00
Frank Brooks, drawing, salary 9 months.....	1,800.00
W. J. Carl, foundry, salary 9 months.....	1,608.30
Total Morrill Fund salaries.....	\$ 33,283.24

**Students' Fees:**

H. C. Bailey, teacher, salary 8 months.....	307.00
J. I. Halke, teacher, salary 4 months.....	165.00
J. B. Shaffer, teacher, salary 4 months.....	166.00
G. O. Hall, teacher, salary 3 months.....	150.00
E. A. Grow, teacher, salary 3 months.....	80.00
G. A. Federer, bookkeeper, salary 1 month.....	75.00
Buena B. Hager, bookkeeper, salary 1 month.....	50.00
Bradford Noyes, student asst., salary 1 month.....	30.00
J. W. Clarkson, student asst., salary 1 month.....	40.00
Walter Schnapp, teacher, salary 8 months.....	304.00
P. C. Bibbee, teacher, salary 1 month.....	20.00
R. S. Coffendaffer, teacher, salary 1 month.....	17.50
A. T. Hopwood, clerk, salary 1 month.....	20.00
W. N. McClung, , salary clerk 4 months.....	150.00
R. F. Payne, clerk, salary 4 months.....	150.00
Sam Emsweller, clerk, salary 3 months.....	150.00
L. D. Arnett, librarian, salary 3 months.....	750.00
R. S. Blandford, asst. librarian, salary 3 months.....	75.00
Jennie Boughner, asst. librarian, salary 3 months.....	375.00
Ida V. Carter, asst. librarian, salary 3 months.....	75.00
Elizabeth Hoge, asst. librarian, salary 3 months.....	360.00
T. C. Miller, asst. librarian, salary 3 months.....	450.00
Vivian Reynolds, asst. librarian, salary 3 months.....	180.00
Pauline Shriver, asst. librarian, salary 3 months.....	75.00
Fred Schaefer, asst. librarian, salary 3 months.....	75.00
Total Students' Fees salaries.....	\$ 4,289.50

**Athletic Fees:**

M. M. McIntire, coach, salary 3 months.....	3,000.00
Ira E. Rodgers, coach, salary 4 months.....	2,250.00
M. Ward Lanham, coach, salary 3 months.....	1,000.00
R. B. Dayton, coach, salary 1 month.....	400.00
N. J. Cartnell, coach, salary 6 + months.....	1,749.88
F. H. Stadvold, coach, salary 3 months.....	700.00
P. E. Hager, coach, salary 1 month.....	250.00
H. A. Stansberry, manager, salary 4 months.....	2,000.00
Okey Ogden, asst. in athletics, salary 4 months.....	325.00
Total Athletic Fees salaries.....	\$ 11,674.88

**Music Fees:**

Ethel B. Black, piano, salary 5 months.....	1,807.50
Max Donner, violin, salary 5 months.....	1,350.00
Susan M. Moore, piano, salary 5 months.....	333.30
Flora R. Hayes, music, salary 5 months.....	720.00
Agnes Johnson, music, salary 5 months.....	1,000.00
Grace M. Snel, organ, salary 5 months.....	900.00

Chas. Stump, piano, salary part month.....	36.00
Mildred Reed, piano, salary 1 month.....	125.10
Mabelle Whetsell, piano, salary 2 months.....	356.00
Alma Bunce, voice, salary 1 month.....	163.00
Total Music Fees salaries..... \$	6,790.90
<b>Laboratory Fees:</b>	
W. T. Reed, teacher, salary 1 month.....	125.00
P. C. Bibbee, student asst., salary 1 month.....	20.00
R. S. Coffendaffer, student asst., salary 1 month.....	20.00
P. J. Doughenbaugh, student asst. salary 1 month.....	20.00
A. T. Hopwood, student asst. salary 1 month.....	20.00
Total Laboratory Fees salaries..... \$	205.00
<b>Extension Fees:</b>	
Kathryn Alger, teacher, salary 1 month.....	153.73
W. H. Kendrick, teacher, salary 1 month.....	29.45
N. T. Frame, teacher, salary 1 month.....	320.00
Total Extension Fees salaries..... \$	503.18
<b>Smith-Hughes Fund:</b>	
A. C. Callen, teacher, salary 3 months.....	390.00
C. B. Brown, teacher, salary 3 months.....	600.00
Adam Crawford, teacher, salary 3 months.....	525.00
Wm. Norris, Jr., teacher, salary 3 months.....	525.00
C. R. Jones, teacher, salary 3 months.....	225.00
Mary L. Conoway, Sec'y., salary part month.....	7.43
Maurine Williams, Sec'y., salary 1 month.....	100.00
Total Smith-Hughes salaries..... \$	2,372.43
<b>Miscellaneous Fund:</b>	
H. J. Barrett, Dupont scholarship.....	35.00
Clarence Ropp, Dupont scholarship.....	350.00
Paul Rochat, teacher, salary 1 month.....	200.00
Total Miscellaneous salaries..... \$	585.00
Total salaries..... \$	174,728.68
<b>War Training Fund:</b>	
C. R. Jones, dean, salary 8 months.....	397.50
A. F. Arnold, woodworking, salary 1 month.....	125.00
Mary B. Lorentz, accountant, salary 10 months.....	840.00
Total War Training salaries..... \$	1,362.50
Supplies for College of Engineering.....	2,647.57
Laboratory supplies.....	3.69
Certificates for short course.....	8.00
Lubricating oil.....	7.11
Stationery.....	18.05
Office supplies.....	37.39
Electric supplies.....	337.79
Express.....	69.25
Freight.....	303.77
Coke.....	44.63
Miscellaneous hardware.....	10.64
<b>Labor:</b>	
H. E. Cain.....	317.97
John Crosby.....	83.30
Scott Van Etten.....	200.00
Vernon Wheeler.....	96.00
Total War Training Fund..... \$	5,547.66
<b>Special Council of Defense Fund:</b>	
C. R. Jones, dean, salary 2 months.....	90.00
Mary B. Lorentz, accountant, salary 2 months.....	220.00
Total salaries..... \$	310.00
Transfer to War training Fund.....	72.04
Supplies for College of Engineering.....	746.04
Laboratory equipment.....	70.54
H. E. Cain, labor.....	32.00
Total Special Council of Defense Fund \$	1,230.62

**Investment of Endowment Fund:**

Bonds Town of Gassaway, Braxton Co.....	\$	10,126.66
<b>Women's Hall:</b>		
Susan M. Moore, dean of women, salary 12 months.....	\$	1,262.98
George Johnson, cook, salary 2 months.....		200.00
Edith Alkire, cook, salary 12 months.....		645.00
Pauline Alkire, cook, salary 11 months.....		144.00
Jeanette Parker, cook, salary 2 months.....		100.00
Cora Brooks, cook, salary 5 months.....		490.11
Belle Dixon, cook, salary 5 months.....		408.00
Ethel Blue, cook, salary 2 + months.....		250.00
Mrs. J. H. Abbott, clerk, salary 12 months.....		1,081.63
Mrs. J. A. Purinton, chaperon, salary 12 months.....		1,402.50
Goldie Murray, maid, salary 12 months.....		387.85
Della Lake, maid, salary 12 months.....		610.00
L. H. Johnson, waiter, salary 3 months.....		240.00
Blanche Jones, waitress, salary 1 month.....		32.00
Marvin Golden, waitress, salary 6 part months.....		75.50
Nellie Vandergrift, waitress, salary part month.....		13.50
Mrs. Mellon, waitress, salary 2 part months.....	\$	78.37
Nannie Sammons, waitress, salary 7 months.....		354.16
Troy Currence, waiter, salary 5 months.....		80.50
Anne Howard, housekeeper, salary 12 months.....		700.00
John Coleman, clerk, salary 6 part months.....		67.50
<b>Labor:</b>		
K. Nagano, salary 1 month.....	\$	20.00
Bessie Benson, salary 8 months.....		431.00
Blanche Smith, salary 1 month.....		24.00
Grace Edwards, salary 2 months.....		57.00
Nettie Woodyard, salary 1 month.....		31.50
Nina Scott, salary 8 months.....		357.34
Chas. Pitzemberger, salary 9 months.....		154.00
Jennie Conner, salary 1 + months.....		190.80
Beulah Evanson, salary 2 part months.....		16.00
Ulysses Kincaid, salary 3 months.....		35.00
Sallie Hubbard, salary 1 month.....		41.66
Virginia Holland, salary 1 month.....		45.00
Tessie Scott, salary 2 months.....		88.33
Mrs. Dewitt, salary 2 months.....		100.00
Total Women's Hall salaries.....	\$	10,215.23
Boarding house food.....	\$	27,374.16
Refund board.....		253.00
Rent of Woman's Hall.....		900.00
Rugs and carpets.....		492.50
Geo. W. Ice, on contract—building.....		1,910.00
Other boarding house supplies.....		7,444.10
Total Women's Hall.....	\$	48,588.99
Sundry payments (See Nos. 250-2 for classification).....	\$	144,012.95
<b>Grand Total—Special Revenue.....</b>	<b>\$</b>	<b>384,235.56</b>

**WEST VIRGINIA AGRICULTURAL EXPERIMENT STATION.**

364.—*State Board of Control Fund. (Special Revenue).*  
See No. 257 for classification..... \$ 83,686.32

**COMMUNITY PACKING HOUSE.**

365.—*State Board of Control Fund. (Special Revenue).*  
Sundry payments (See No. 260 for classification)..... \$ 11,471.90

---

**POTOMAC STATE SCHOOL.**

<b>366.—State Board of Control Fund. (Special Revenue).</b>	
Annie E. Moore, matron, salary 8 + months . . . . .	\$ 637.50
Mrs. E. J. Taylor, matron, salary 1 month . . . . .	65.00
Florence Rolls, cook, salary 9 months . . . . .	400.00
Lizzie Stanley, cook, salary 2 + months . . . . .	97.33
Russell Carter, labor, salary 1 month . . . . .	20.00
Rebecca Rolls, labor, salary 1 month . . . . .	41.00
Elizabeth Rolls, labor, salary 7 months . . . . .	281.00
George Hollingsworth, labor, salary 2 months . . . . .	45.00
Frank Stanley, janitor, salary 3 months . . . . .	126.00
David Rolls, janitor, salary 7 months . . . . .	525.00
Boarding house food . . . . .	9,053.90
Other boarding house supplies . . . . .	836.08
Transfer from B. of C. for loan from special endowment . .	5,000.00
Sundry payments (See Nos. 261-2 for classification) . . . .	3,920.10
<b>Total . . . . .</b>	<b>\$ 21,047.91</b>

**NEW RIVER STATE SCHOOL.**

<b>367.—State Board of Control Fund. (Special Revenue).</b>	
Margaret Gully, matron, salary 2 months . . . . .	\$ 145.00
Mrs. L. D. Judy, matron, salary 8 months . . . . .	480.00
Boarding house food . . . . .	5,002.33
Other boarding house supplies . . . . .	164.88
Sundry payments (S Nos. 266-7 for classification) . . . . .	4,476.96
<b>Total . . . . .</b>	<b>\$ 10,269.17</b>

**MARSHALL COLLEGE.**

<b>368.—State Board of Control Fund. (Special Revenue).</b>	
Elsie Bristowe, matron, salary 11 months . . . . .	\$ 2,340.00
John Fain, cook, salary 12 months . . . . .	1,061.50
A. Lipscomb, cook, salary 11 months . . . . .	606.50
<b>Labor:</b>	
Rosa Brooks, salary 3 months . . . . .	146.44
Naomi Webb, salary 1 + months . . . . .	26.80
H. T. Thompson, salary 3 months . . . . .	80.22
Maggie Johnson, salary 3 part months . . . . .	31.40
Lewis Hutchins, salary 1 month . . . . .	39.82
Anna Lewis, salary 1 + months . . . . .	40.40
Julia Hill, salary 10 months . . . . .	323.40
Hazel Bailey, salary 6 part months . . . . .	89.20
Mamie Webb, salary 1 month . . . . .	25.80
Julia Chapman, salary 3 part months . . . . .	31.00
L. Johnson, salary 2 months . . . . .	30.50
Mary Hite, salary 2 months . . . . .	48.80
Georgia Lewis, salary 2 months . . . . .	276.00
Mabel Chappell, salary 3 part months . . . . .	34.01
Amanda Dawson, salary 4 months . . . . .	168.00
Georgia Scott, salary 4 months . . . . .	174.79
Ursula Lane, salary 7 part months . . . . .	294.95
Fleeta Jackson, salary 2 part months . . . . .	26.45
L. Graham, salary 6 part months . . . . .	193.00
J. Malcolm, salary 2 part months . . . . .	30.62
Olive Davis, salary 1 month . . . . .	46.60
Beulah McGowan, salary 1 month . . . . .	60.00
Susan Smith, salary 1 month . . . . .	165.00
Mary Hale, salary 1 month . . . . .	27.81
Jeff Johnson, salary 5 months . . . . .	162.70
Mary Hill, salary 2 months . . . . .	35.80

Mattie Atwell, salary 4 months.....	210.50
Mattie Toney, salary 2 months.....	34.72
Nellie Young, salary 2 months.....	45.00
Nannie Hill, salary 1 month.....	61.05
Lena Fulks, salary 2 months.....	60.00
Lucy Lewis, salary 2 months.....	52.00
Ellen Mosley, salary 2 months.....	54.00
Mary Links, salary 3 months.....	72.00
Mary Bradley, salary 5 months.....	294.00
Queen Mosby, salary 1 month.....	36.00
Beatrice Dean, salary 3 months.....	114.00
Elizabeth Hutchinson, salary 3 part months.....	39.72
Sundry labor, 20 persons, each receiving less than \$25.00.	301.10
Boarding house food.....	19,579.42
Boarding house furniture.....	509.79
Refund board.....	171.00
Other boarding house supplies.....	1,505.87
Sundry payments (See Nos. 207-1 for classification).....	26,635.33
<b>Total.....</b>	<b>\$ 56,393.01</b>

**CONCORD NORMAL SCHOOL.**

369.— <i>State Board of Control Fund. (Special Revenue).</i>	
Mrs. W. B. Williams, matron, salary 9 months.....	\$ 1,523.00
Birdie Cobern, labor, salary 1 month.....	25 00
Boarding house food.....	7,348.73
Other boarding house supplies.....	605.58
Sundry payments (See Nos. 275-6 for classification).....	\$ 11,333.50
<b>Total.....</b>	<b>\$ 20,835.81</b>

**FAIRMONT NORMAL SCHOOL.**

370.— <i>State Board of Control Fund. (Special Revenue).</i>	
Sundry payments (See Nos. 279-280 for classification)...	\$ 4,754.88

**GLENVILLE NORMAL SCHOOL.**

371.— <i>State Board of Control Fund. (Special Revenue).</i>	
Mamie Bell, labor, salary 1 month.....	\$ 44.29
Benj. Bias, labor, salary 1 month.....	16.00
Mrs. J. D. Woodyard, labor, salary 1 month.....	12.54
Cora Collins, labor, salary 9 months.....	418.60
Lillie Lewis, labor, salary 7 months.....	247.28
Beatrice Springston, labor, salary part month.....	7.00
Lillian Rohrbough, matron, salary 1 month.....	50.00
Oscar Mick, labor, salary 1 month.....	55.35
Chas. Lewis, labor, salary part month.....	10.50
Maxie Beall, labor, salary 3 months.....	127.87
Boarding house food.....	6,748.79
Other boarding house supplies.....	6.89
Sundry payments (See Nos. 283-4-5 for classification).....	3,121.90
<b>Total.....</b>	<b>\$ 10,867.01</b>

**SHEPHERD COLLEGE NORMAL SCHOOL.**

372.— <i>State Board of Control Fund. (Special Revenue).</i>	
Alice M. Myers, matron, salary 12 months.....	\$ 1,026.65
A. T. Stanley, engineer, salary part month.....	25.00
<b>Labor:</b>	
Hester Wilson, salary 3 part months.....	60.00

James Hopewell, salary part month.....	6.00
Bertie Graham, salary 2 part months.....	5.50
Viola Burns, salary part month.....	2.00
Ella G. Manuel, salary 2 part months.....	35.00
Ada Bailey, salary 2 months.....	120.00
Howard Holmes, salary 2 + months.....	113.00
Henrietta Holmes, salary 3 months.....	180.00
H. S. Knode, salary part month.....	5.00
R. P. Shaffer, salary part month.....	4.00
Boarding house food.....	5,538.24
W. H. S. White, advance allowance.....	200.00
Other boarding house supplies.....	145.21
Sundry payments (See Nos. 287-8 for classification).....	4,844.69

Total..... \$ 12,310.29

**WEST LIBERTY NORMAL SCHOOL.**

373.—*State Board of Control Fund. (Special Revenue).*

Wlater Pierce, labor, salary 1 month.....	\$ 123.00
Mary Biggs, labor, salary part month.....	17.14
Sallie Huffman, labor, salary 2 part months.....	34.00
Josephine Shook, cook, salary 12 months.....	540.00
Luella Mozino, labor, salary 2 months.....	60.00
Sophia Henning, labor, salary 5 months.....	315.00
Elizabeth Johnson, maid, salary 4 part months.....	84.90
Delphia Cain, maid, salary 2 part months.....	30.00
Nannie Arman, maid, salary part month.....	8.00
Jessie Shook, labor, salary part month.....	2.50
Catherine Porter, labor, salary part month.....	1.00
Hattie Schamber, housekeeper, salary 2 + months.....	91.20
Rose Cox, maid, salary 2 months.....	54.90
Boarding house food.....	4,272.20
Other boarding house supplies.....	555.65
Sundry payments (See Nos. 290-1-2 for classification).....	4,256.09

Total..... \$ 10,445.58

**SCHOOL FOR DEAF AND BLIND.**

374.—*State Board of Control Fund. (Special Revenue).*

Sundry payments (See No. 294 for classification).....	\$ 11,337.34
---	--------------

**WEST VIRGINIA COLLEGIATE INSTITUTE.**

375.—*State Board of Control Fund. (Special Revenue).*

Biah Meadows, cook, salary 4 months.....	\$ 200.00
Boarding house food.....	21,905.10
Refund board.....	1,026.47
Table china.....	193.70
Kitchen utensils.....	76.43
Other boarding house supplies.....	565.85
Sundry payments (See Nos. 300-1-2 for classification).....	18,390.36

Total..... \$ 42,357.91

**BLUEFIELD COLORED INSTITUTE.**

376.—*State Board of Control Fund. (Special Revenue).*

Alice Brown, cook, salary 8 months.....	\$ 441.04
Mrs. J. G. Law, labor, salary 1 month.....	105.00
Boarding house food.....	9,291.13
Other boarding house supplies.....	1,670.46
Sundry payments (See No. 305 for classification).....	1,651.84

Total..... \$ 13,159.47

RECAPITULATION OF DISBURSEMENTS BY STATE BOARD OF  
CONTROL OUT OF "STATE FUND, SPECIAL REVENUE,"  
DURING THE YEAR ENDING JUNE 30, 1921

West Virginia State Penitentiary.....	\$ 241,760.66
State Board of Control.....	10,569.61
Huntington State Hospital.....	35,359.26
Spencer State Hospital.....	7,868.44
Weston State Hospital.....	33,733.55
Welch Hospital No. 1.....	27,083.84
McKendree Hospital No. 2.....	6,408.91
Fairmont Hospital No. 3.....	12,081.22
State Tuberculosis Sanitarium.....	86,898.85
State Colored Tuberculosis Sanitarium.....	400.00
West Virginia Industrial School for Boys.....	19,271.55
West Virginia Industrial Home for Girls.....	606.35
West Virginia Children's Home.....	336.96
Colored Orphans' Home.....	124.54
State Geologic and Economic Survey.....	14,747.49
Insurance on Public Buildings.....	5,767.85
Forestry, Game and Fish Warden.....	7,497.34
Hotel Inspector.....	3,222.76
Dental Board of Examiners.....	1,319.02
Veterinary Board of Examiners.....	464.01
State Board of Embalmers.....	1,272.45
State Board of Examination for Nurses.....	928.59
State Vocational Board.....	34,226.77
Pt. Pleasant Monument.....	875.37
State Board of Optometry.....	551.15
State Board of Accountants.....	100.00
West Virginia University.....	384,235.56
Agricultural Experiment Station.....	83,686.32
Community Packing House.....	11,471.90
Potomac State School.....	21,047.91
New River State School.....	10,269.17
Marshall College State Normal School.....	56,393.01
Concord State Normal School.....	20,835.81
Fairmont State Normal School.....	4,754.88
Glenville State Normal School.....	10,867.01
Shepherd College State Normal School.....	12,310.29
West Liberty Normal School.....	10,445.58
West Virginia School for Deaf and Blind.....	11,337.34
West Virginia Collegiate Institute.....	42,357.91
Bluefield Colored Institute.....	13,159.47
Total—Special Revenue.....	\$ 1,246,648.70

**WORKMEN'S COMPENSATION FUND.**

377.—Appropriation for Administration Expenses of Workmen's Compensation Fund.

J. W. Smiley, salary 11 months.....	\$ 3,685.00
F. J. McAndrews, salary 11 + months.....	3,612.09
J. E. Brown, salary 11 months.....	2,860.00
R. Dennis Steed, salary 2 months.....	450.00
Wm. Warner, Jr., salary 9 months.....	1,615.00
Ezra Hubbard, salary 11 months.....	610.00
Dr. M. V. Godbey, salary 6 months.....	1,260.00
J. T. Moore, salary 11 months.....	2,475.00
G. S. Child, salary 11 months.....	1,865.00
Lewis J. Fry, salary 11 months.....	2,415.00
Lester Clark, salary 12 months.....	1,400.00
Mabel Workman, salary 5 + months.....	672.57

C. F. Harden, salary 12 months.....	1,800.00
J. P. Vaughan, salary 1 + months.....	375.00
H. H. Morrison, salary 12 months.....	1,930.00
N. W. Reece, salary 12 months.....	1,965.00
H. G. Morgan, salary 11 months.....	1,815.00
Kate Davis, salary 12 months.....	1,480.00
Edw. L. Brannon, salary 12 months.....	1,880.00
J. H. Hill, salary 12 months.....	1,580.00
Christy Carpenter, salary 12 months.....	1,250.00
Roy Reger, salary 11 months.....	2,310.00
O. R. Graham, salary 11 months.....	2,035.00
W. K. Hicks, salary 12 months.....	1,930.00
Charles C. Warner, salary 12 months.....	2,020.00
Lloyd Knapp, salary 12 months.....	2,020.00
W. R. Mendenhall, salary 12 months.....	2,020.00
Louis Buchwald, salary 11 months.....	2,415.00
A. S. McDougal, salary 11 months.....	1,435.00
T. S. McIntire, salary 12 months.....	1,945.00
M. L. West, salary 11 months.....	2,035.00
Frank Graham, salary 12 months.....	1,827.42
H. F. Lewis, salary 5 + months.....	886.30
A. W. Perry, salary 8 + months.....	1,423.33
W. M. Pearson, salary 4 + months.....	784.68
Geo. E. Wolfes, salary 7 + months.....	1,219.31
R. H. Walker, salary 5 months.....	1,050.00
O. D. Grass, salary 4 + months.....	467.74
Irene C. Dick, salary 12 months.....	1,740.00
Evelyn Miller, salary 12 months.....	1,480.00
Sarah L. Roth, salary 12 month.....	1,400.00
Louise Cook, salary 8 months.....	880.00
Cora Lewis, salary 12 months.....	1,440.00
Louise Hutsinpillar, salary 12 months.....	1,360.00
Rose Roberts, salary 12 months.....	1,400.00
Grace Horan, salary 12 months.....	1,360.00
Jaqueline Pease, salary 12 months.....	1,220.00
Nellie Hastings, salary 3 months.....	330.00
Rachel Cohen, salary 12 months.....	1,400.00
Fannie Epner, salary 12 months.....	1,400.00
Ida C. McGill, salary 3 + months.....	427.40
Frances L. Cramer, salary 5 + months.....	567.70
Florence E. Gibbs, salary 5 + months.....	564.16
Lillian F. Gandy, salary 5 + months.....	564.16
Blanche Smiley, salary 5 + months.....	560.62
Alice B. Evans, salary 5 + months.....	553.54
Freda A. Gibbs, salary 5 + months.....	567.70
Lillian Hicks, salary 5 + months.....	567.70
W. W. Burner, salary 3 + months.....	620.96
Kathryn Peters, salary 3 + month.....	404.55
G. A. Smith, salary 3 + months.....	418.75
Helena Wood, salary 3 + months.....	345.64
Alpha Raynes, salary 3 + months.....	411.65
Dorothy M. Shuce, salary 3 + months.....	408.10
A. Louise Warwick, salary 3 + months.....	393.90
Wm. Richardson, salary 3 + months.....	443.21
M. W. Ryan, salary 2 + months.....	372.57
W. D. M. Smith, salary 3 months.....	525.00
L. C. Chandler, salary 2 + months.....	408.33
Evelyn Kinzer, salary 1 + months.....	125.80
A. C. Minear, salary 1 + month.....	103.20
Carl G. McAndrews, salary 1 + month.....	126.32
W. B. Packetts, salary 2 + months.....	194.92
A. S. McDougal, transportation.....	372.00
Hotel and meals.....	350.75



Telephone.....	2.10
Postage.....	5.50
Stenographer.....	12.40
Livery and auto hire.....	6.25
Louis Buchwald, transportation.....	272.49
Hotel and meals.....	151.63
Telephone.....	9.00
Postage.....	5.24
Stenographer.....	30.00
Livery and auto hire.....	5.50
M. L. West, transportation.....	491.31
Hotel and meals.....	564.15
Telephone.....	1.72
Postage.....	3.00
Stenographer.....	16.25
Livery and auto hire.....	6.50
T. S. McIntire, transportation.....	349.76
Hotel and meals.....	340.80
Stenographer.....	1.50
Livery and auto hire.....	23.00
Lee Ott, transportation.....	42.96
Hotel and meals.....	40.00
F. J. McAndrews, transportation.....	37.87
Hotel and meals.....	39.40
Telephone.....	.50
Taxi.....	3.75
M. W. Ryan, transportation.....	121.80
Hotel and meals.....	82.35
Postage.....	1.00
Stenographer.....	1.95
Livery and auto hire.....	40.52
Copy of marriage license.....	1.00
A. C. Minear, transportation.....	80.69
Hotel and meals.....	106.35
Telephone.....	2.85
Stenographer.....	1.85
Livery and auto hire.....	14.00
Postage.....	4,716.00
Telephone.....	270.49
Telegraph.....	43.95
Freight, express and drayage.....	586.81
Office supplies and stationery.....	1,677.26
Office furniture and fixtures.....	13,973.33
Safe Cabinet Co., safes.....	3,136.22
Library.....	323.30
Subscription to papers.....	2.00
Rugs, carpets and linoleum.....	213.46
Tabulating machine, rental.....	231.00
Supplies.....	91.90
Addressograph supplies.....	862.37
Adding machines and supplies.....	1,816.30
Calculating machine.....	300.00
Multigraph supplies.....	1,446.97
Scales.....	36.00
Vacuum cleaner.....	52.50
Letter opener.....	85.00
Typewriters and supplies.....	2,935.01
Premium on Workmen's Compensation Fund.....	91.16
Kanawha National Bank, safety deposit box.....	150.00
Photograph and pictures.....	56.75
Drugs and supplies.....	99.55
Electrical supplies.....	288.30
W. B. Mathews court costs.....	36.10

R. D. Benedetto and Sons—translation . . . . .	9.00
Electric fans . . . . .	520.25
Drinking water . . . . .	170.20
Water coolers . . . . .	52.00
Tribune Printing Co., printing . . . . .	5,500.00
H. G. Young, Secretary of State, supplies and stock furnished . . . . .	2,000.00
D. W. Patterson, office rent . . . . .	345.00
Dave Dick and Son, labor and material . . . . .	58.90
William Jones, premium on official bond, Jno. C. Bond . . . . .	100.00
Bell and Crane, premium on official bond, Jno. C. Bond . . . . .	300.00
Bell and Crane, insurance on burglary and hold-up securities . . . . .	1,752.17
Montgomery and Coles Co., premium on official bond, Jno. C. Bond . . . . .	400.00
DeVan and Co., Insurance on office furniture . . . . .	65.74
DeVan and Co., premium on official bond, Jno. C. Bond . . . . .	169.59
DeVan and Co., premium on official bond, Lee Ott . . . . .	425.00
Logan and Summers, premium on official bond, Lee Ott . . . . .	400.00
Lohmeyer, Goldsmith, Patterson and Co., premium on official bond, Jno. C. Bond . . . . .	300.00
Darst and Morgan, premium on official bond, Jno. C. Bond . . . . .	300.00
Gallaher and Sutherland, premium on official bond, J. S. Darst . . . . .	49.12
<b>Total . . . . .</b>	<b>\$ 139,982.76</b>

**378.—Appropriation to Pay Expenses of Audit of Workmen's Compensation Department.**

M. B. Neale, salary 6 months . . . . .	\$ 1,050.00
H. R. Wears, salary 12 months . . . . .	2,100.00
C. F. Somerville, salary 1 month . . . . .	175.00
E. A. Dover, compensation . . . . .	1,000.00
Traveling expense . . . . .	63.19
<b>Total . . . . .</b>	<b>\$ 4,388.19</b>

**Recapitulation—Workmen's Compensation Fund:**

General Expense . . . . .	\$ 139,982.76
Auditing Fund . . . . .	4,388.19
<b>Total . . . . .</b>	<b>\$ 144,370.95</b>

**STATE FUND—MONEYS BELONGING TO COUNTIES, DISTRICTS AND MUNICIPALITIES.**

**379.—Payments to Counties, Districts and Municipalities. The County, District and Municipal Taxes Collected on Delinquent Land.**

The following is a list of payments made during the year ending June 30, 1921, to Counties, Districts and Municipalities of County, District and Municipal Taxes collected by the State on Delinquent Land.

**Payments to Counties and Districts:**

Barbour . . . . .	\$ 3,342.13
Berkeley . . . . .	1,631.79
Boone . . . . .	13,320.12
Braxton . . . . .	5,500.39
Brooke . . . . .	1,462.96
Cabell . . . . .	18,900.90
Calhoun . . . . .	1,320.27
Clay . . . . .	4,315.27
Fayette . . . . .	15,958.59
Gilmer . . . . .	2,551.18

Grant	494.90
Greenbrier	5,125.35
Hampshire	552.52
Harrison	62,441.54
Jackson	1,832.51
Jefferson	90.55
Kanawha	19,145.33
Lewis	1,366.15
Lincoln	4,285.94
Logan	5,445.63
Marion	7,651.18
Marshall	17,292.79
Mercer	7,760.13
Mineral	243.79
Mingo	4,771.93
Monongalia	9,905.36
Monroe	446.01
Morgan	1,180.38
McDowell	18,141.37
Ohio	3,471.93
Putnam	3,749.05
Ritchie	436.88
Roane	1,697.61
Summers	885.43
Tucker	2,392.33
Tyler	1,697.15
Upshur	7,712.88
Webster	8,803.15
Wetzel	51,835.33
Wirt	756.54
Wood	7,043.85

## MUNICIPALITIES:

Alderson	27.03
Charleston	3,500.57
Clarksburg	853.69
Huntington	1,942.62
Martinsburg	269.16
Princeton	531.10
Sutton	422.84

Total..... \$ 334,506.10

380.—*Payments to Counties, Districts and Municipalities. The County, District and Municipal Taxes Collected from Public Service Corporations.*

The following is a list of payments made during the year ending June 30, 1921, to Counties, Districts and Municipalities of County, District and Municipal Taxes collected by the State on Public Service Corporations.

## Payments to Counties and Districts:

Barbour	\$ 46,380.11
Berkeley	61,716.51
Boone	39,649.81
Braxton	46,661.83
Brooke	96,450.14
Cabell	164,073.89
Calhoun	31,114.86
Clay	28,991.80
Doddridge	124,580.19
Fayette	281,468.17
Gilmer	23,852.92
Grant	6,667.83

Greenbrier	73,787.49
Hampshire	37,539.41
Hancock	37,556.11
Hardy	4,292.34
Harrison	494,333.70
Jackson	47,464.83
Jefferson	\$ 58,470.11
Kanawha	618,280.78
Lewis	125,540.14
Lincoln	101,718.93
Logan	112,365.49
Marion	317,357.72
Marshall	169,656.02
Mason	76,676.22
Mercer	254,065.24
Mineral	108,473.92
Mingo	153,813.74
Monongalia	181,329.45
Monroe	11,669.41
Morgan	127,810.47
McDowell	336,321.13
Nicholas	14,173.19
Ohio	90,697.83
Pendleton	68.23
Pleasants	37,262.26
Pocohontas	42,239.99
Preston	111,570.54
Putnam	66,710.24
Raleigh	90,198.23
Randolph	66,057.63
Ritchie	102,732.17
Roane	70,566.60
Summers	80,811.97
Taylor	71,665.67
Tucker	35,630.22
Tyler	96,542.42
Upshur	24,816.63
Wayne	203,490.19
Webster	17,298.07
Wetzel	283,385.07
Wirt	8,654.18
Wood	116,124.22
Wyoming	40,042.72
Total Counties and Districts	\$ 6,070,668.98

Albright	\$ 9.71
Alburn	.32
Alderson	649.89
Anstead	72.56
Athens	12.97
Avis	1,920.81
Barboursville	1,103.13
Bath	183.33
Bayard	\$ 123.96
Belington	2,177.86
Benwood	15,772.47
Bethany	37.49
Beverly	95.98
Blacksville	7.05
Bluefield	21,643.21
Bolivar	8.35
Bramwell	631.92

Bridgeport.....	1,100.51
Brooklyn.....	810.15
Buckhannon.....	1,534.90
Buffalo.....	20.84
Burnsville.....	1,224.25
Cairo.....	532.70
Camden-on-Gauley.....	122.81
Cameron.....	663.76
Cass.....	61.04
Cassville.....	591.94
Cedar Grove.....	331.95
Centerville.....	.55
Ceredo.....	3,524.31
Charleston.....	49,221.26
Charles Town.....	557.68
Chester.....	2,172.10
Clark.....	354.25
Clarksburg.....	18,081.05
Clendenin.....	2,319.35
Coalton.....	62.69
Cowen.....	105.17
Danville.....	203.36
Davis.....	220.97
Durbin.....	130.46
East Bank.....	457.29
Elizabeth.....	46.12
Elkins.....	3,637.23
Elk Garden.....	60.15
Ellenboro.....	281.43
Fairmont.....	25,292.92
Fairview.....	1,047.04
Falling Springs.....	248.01
Farmington.....	250.55
Fayetteville.....	77.41
Flatwoods.....	189.90
Follansbee.....	1,330.58
Frankford.....	1.01
Friendly.....	55.14
Gassaway.....	2,693.86
Glenville.....	44.76
Grafton.....	15,094.13
Grantsville.....	442.48
Hambleton.....	75.63
Harding.....	347.68
Harpers Ferry.....	1,048.34
Harrisville.....	151.67
Hartford.....	410.34
Hedgesville.....	15.22
Henderson.....	109.34
Hendricks.....	286.76
Henry.....	167.02
Hinton.....	3,059.84
Hill Top.....	22.94
Hillsboro.....	.86
Holidays Cove.....	737.28
Hundred.....	1,727.29
Huntington.....	43,251.79
Hurricane.....	329.46
Huttonsville.....	35.25
Jaeger.....	1,740.09
Jane Lew.....	407.71
Junior.....	257.47
Kenova.....	12,184.05

Kermit .....	1,286.89
Keyser .....	6,380.70
Keystone .....	1,864.64
Kimball .....	454.55
Kingwood .....	921.79
Layopolis .....	180.85
Leon .....	96.09
Lester .....	431.12
Littleton .....	406.29
Logan .....	1,285.35
Lumberport .....	1,192.20
Mabscott .....	222.66
Madison .....	306.30
Mannington .....	2,178.29
Marlinton .....	488.49
Martinsburg .....	5,072.20
Mason City .....	522.77
Masontown .....	11.25
Matewan .....	982.10
Matoaka .....	221.53
Middlebourne .....	218.51
Mill Creek .....	110.02
Monongah .....	817.71
Montgomery .....	1,594.00
Montrose .....	127.28
Moorefield .....	63.27
Morgantown .....	13,288.16
Moundsville .....	4,799.02
Mount Hope .....	386.03
Mullens .....	583.82
McMechen .....	2,423.22
New Cumberland .....	936.57
New Martinsville .....	784.82
Newburg .....	2,230.55
North Fork .....	294.47
Oak Hill .....	179.88
Oakvale .....	640.34
Paden City .....	290.18
Parkersburg .....	9,694.34
Parsons .....	355.89
Paw Paw .....	747.49
Pennsboro .....	828.37
Petersburg .....	9.59
Philippi .....	1,219.23
Piedmont .....	1,847.67
Pine Grove .....	92.98
Pt. Pleasant .....	5,136.12
Pratt .....	156.44
Princeton .....	11,337.88
Rainelle .....	62.12
Ransom .....	550.82
Ravenswood .....	697.09
Reedsville .....	202.66
Reedy .....	89.52
Richwood .....	820.59
Ridgeley .....	591.61
Ripley .....	70.25
Riverside .....	437.68
Rivesville .....	161.18
Romney .....	205.36
Ronceverte .....	4,623.04
Rowlesburg .....	3,443.54
Rosedale .....	16.59

St. Albans.....	4,029.22
St. Marys.....	526.68
Salem.....	2,173.33
Scarbro.....	171.12
Shepherdstown.....	409.62
Shinnston.....	1,471.28
Sistersville.....	1,659.28
Smithfield.....	899.93
Sophia.....	48.89
South Charleston.....	2,623.55
Spencer.....	\$ 1,083.13
Star City.....	737.48
Sutton.....	256.12
Terra Alta.....	2,175.30
Thurmond.....	119.57
Thriadelphia.....	104.17
Troy.....	2.45
Tunnelton.....	1,105.80
Thomas.....	796.10
Wayne.....	398.49
Welch.....	4,959.08
Wellsburg.....	7,343.53
West Union.....	591.33
Weston.....	2,894.57
Westover.....	2,712.67
Wheeling.....	103,814.44
White Sulphur Springs.....	982.67
Williamson.....	17,201.98
Williamstown.....	1,780.10
Winfield.....	1.62
Worthington.....	337.39
Total.....	\$ 6,577,771.95

**CLASSIFICATION OF PRINTING, BINDING AND STATIONERY.**

Printing, binding, stationery and supplies paid for during the year ending June 30, 1921, out of appropriation for "Printing, Binding and Stationery" classified by departments and offices. Supplies purchased for "Stock" are included under heading "Superintendent of Printing."

**ADJUTANT GENERAL.**

Printing:		
Composition.....	\$	.68
Quires.....		1.60
Total.....	\$	2.28

**AGRICULTURE, DEPARTMENT OF.**

Printing:		
Composition.....	\$	1,025.11
Tokens.....		3,143.50
Quires 4 cents.....		55.68
Quires 7 cents.....		34.16
Quires 2 cents.....		38.76
Letter heads.....		32.50
Envelopes.....		66.25
Stock furnished.....		70.88
Commercial printing.....		340.00
Half tones.....		38.40

<b>Binding:</b>	
Folding and stitching.....	1,342.33
Pamphlet binding.....	124.00
Check-book binding.....	36.90
Requisition-book binding.....	6.25
Padding.....	2.60
Ruling.....	119.22
Perforating.....	11.92
Punching.....	1.10
Gathering.....	4.88
Numbering.....	.70
Error in addition.....	9.00
<b>Total.....</b>	<b>\$ 6,504.14</b>

**ATTORNEY GENERAL.**

<b>Printing:</b>	
Composition.....	\$ 415.52
Token.....	328.50
Quires 4 cents.....	.80
Quires 7 cents.....	3.08
Quires 2 cents.....	.88
Letter heads.....	.75
Envelopes.....	3.75
Stock furnished.....	9.45

<b>Binding:</b>	
Folding.....	\$ 1.50
Folding and stitching.....	9.35
Folding and sewing.....	144.00
Pamphlet binding.....	8.20
Cloth, gold back and side.....	360.00
Commercial binding.....	101.95
Check-book binding.....	.10
Perforating.....	.30
Numbering.....	.70
Wrapping.....	120.00
Error in addition.....	6.00
<b>Total.....</b>	<b>\$ 1,514.83</b>

**AUDITOR.**

<b>Printing:</b>	
Composition.....	\$ 64.65
Tokens.....	135.00
Quires 4 cents.....	98.16
Quires 7 cents.....	142.21
Quires 2 cents.....	34.84
Letter heads.....	2.00
Envelopes.....	2.75
Stock furnished.....	18.89
Commercial printing.....	943.33
Time or changes.....	8.00

<b>Binding:</b>	
Folding.....	8.25
Folding and stitching.....	25.50
Folding and sewing.....	33.60
Pamphlet binding.....	16.50
Cloth, gold back or side.....	60.00
Cloth, gold back and side.....	75.00



Blank book . . . . .	482.00
Commercial binding . . . . .	820.54
Check-book binding . . . . .	2.50
Personal property, book binding . . . . .	320.00
Assessor's book binding . . . . .	50.00
Padding . . . . .	19.04
Ruling . . . . .	180.52
Perforating . . . . .	4.95
Punching . . . . .	1.05
Gathering . . . . .	1.00
Indexes . . . . .	40.06
<b>Total . . . . .</b>	<b>\$ 3,914.34</b>

**ARCHIVES AND HISTORY.**

<b>Printing:</b>	
Composition . . . . .	\$ 2.57
Quires 4 cents . . . . .	.20
Quires 7 cents . . . . .	.70
<b>Binding:</b>	
Blank book . . . . .	\$ 22.00
Ruling . . . . .	2.10
<b>Total . . . . .</b>	<b>\$ 27.57</b>

**BANKING COMMISSIONER.**

<b>Printing:</b>	
Composition . . . . .	\$ 349.94
Token . . . . .	71.00
Quires 4 cents . . . . .	77.12
Quires 7 cents . . . . .	23.24
Quires 2 cents . . . . .	18.80
Envelopes . . . . .	20.25
Stock furnished . . . . .	50.70
<b>Binding:</b>	
Folding . . . . .	\$ 9.50
Folding and stitching . . . . .	24.50
Cloth, gold sides . . . . .	60.00
Cloth, Gold back and sides . . . . .	135.00
Commercial . . . . .	124.25
Padding . . . . .	1.03
Ruling . . . . .	28.44
Perforating . . . . .	.40
Punching . . . . .	8.70
Gathering . . . . .	3.00
Wrapping . . . . .	15.00
<b>Total . . . . .</b>	<b>\$ 1,020.87</b>

**STATE BOARD OF CONTROL.**

<b>Printing:</b>	
Composition . . . . .	\$ 656.25
Tokens . . . . .	1,184.00
Quires 4 cents . . . . .	452.56
Quires 7 cents . . . . .	144.20
Quires 2 cents . . . . .	59.56
Letter heads . . . . .	7.50
Envelopes . . . . .	4.00
Stock furnished . . . . .	49.13

Commercial.....		346.40
Time or changes.....		220.00
File jackets.....		92.00
Red ink.....		1.25
Binding:		
Folding.....	\$	7.50
Folding and stitching.....		.75
Folding and sewing.....		830.00
Cloth, gold back and side.....		720.00
Extra for gold design.....		240.00
Blank book.....		20.00
Commercial.....		279.95
Check book binding.....		655.80
Requisition-book binding.....		11.75
Padding.....		31.30
Ruling.....		184.96
Perforating.....		25.05
Punching.....		52.90
Gathering.....		17.70
Numbering.....		9.80
Cutting.....		1.20
Wrapping.....		216.00
Total.....	\$	6,521.51

## BOARD OF PUBLIC WORKS.

Printing:		
Composition.....	\$	147.28
Tokens.....		52.50
Quires 4 cents.....		9.94
Quires 2 cents.....		17.28
Letter heads.....		2.00
Envelopes.....		2.00
Stock furnished.....		1.75
Commercial printing.....		72.15
File jackets.....		4.00
Red ink.....		7.50
Double time.....		113.30
Binding:		
Folding.....	\$	2.50
Folding and stitching.....		16.82
Pamphlet binding.....		7.58
Flexible leather.....		39.00
Blank book.....		30.00
Commercial binding.....		24.50
Requisition book binding.....		1.50
Padding.....		.60
Ruling.....		5.47
Perforating.....		.25
Punching.....		.78
Index.....		3.00
Total.....	\$	561.70

## CHILDREN'S GUARDIANS.

Printing:		
Composition.....	\$	36.00
Tokens.....		15.00
Quires 4 cents.....		16.00
Quires 7 cents.....		5.60

Letter heads.....	8.50
Envelopes.....	3.00
Binding:	
Folding.....	\$ 4.00
Folding and stitching.....	7.20
Pamphlet binding.....	7.50
Cloth, gold back and side.....	180.00
Padding.....	4.00
Gathering.....	5.00
Total.....	\$ 291.80

## COMPENSATION COMMISSIONER.

Printing:	
Composition.....	1.17
Quires 4 cents.....	3.20
Binding:	
Commercial.....	10.55
Total.....	\$ 14.92

## EXPERIMENT STATION.

Printing:	
Envelopes.....	\$ 6.50

## FORESTRY, GAME AND FISH.

Printing:	
Composition.....	\$ 6.02
Quires 4 cents.....	5.20
Binding:	
Requisition book.....	\$ .50
Padding.....	.40
Perforating.....	.50
Numbering.....	.70
Total.....	\$ 13.32

## GOVERNOR'S OFFICE.

Printing:	
Composition.....	\$ 120.97
Tobens.....	60.00
Quires 4 cents.....	4.80
Quires 7 cents.....	1.40
Quires 2 cents.....	2.10
Envelopes.....	6.00
File jackets.....	4.00
Stock furnished.....	48.55
Commercial printing.....	176.69
Binding:	
Folding.....	\$ .75
Folding and stitching.....	26.80
Pamphlet binding.....	20.00
Cloth, gold back and side.....	210.00
Padding.....	.10
Perforating.....	.60
Punching.....	.60
Gathering.....	28.75
Numbering.....	1.40
Total.....	\$ 713.51

## LEGISLATIVE HAND BOOK AND MANUAL.

Printing:	
Composition .....	\$ 544.12
Tokens .....	2,318.80
Quires 4 cents .....	24.00
Quires 7 cents .....	.56
Quires 2 cents .....	1.16
Letter heads .....	.75
Envelopes .....	6.50
Commercial printing .....	72.70
Binding:	
Folding .....	\$ .75
Folding and stitching .....	4.50
Folding and sewing .....	1,159.00
Pamphlet binding .....	2.50
Commercial binding .....	1,600.00
Wrapping .....	400.00
Total .....	\$ 6,135.34

## HEALTH DEPARTMENT.

Printing:	
Composition .....	\$ 609.37
Token .....	664.00
Quires 4 cents .....	500.66
Quires 7 cents .....	86.24
Quires 2 cents .....	722.88
Letter heads .....	76.00
Envelopes .....	132.50
File jackets .....	2.00
Stock furnished .....	47.31
Commercial printing .....	61.45
Binding:	
Folding .....	46.25
Folding and stitching .....	346.25
Folding and sewing .....	4.80
Pamphlet binding .....	25.00
Cloth, gold side .....	72.00
Cloth, gold back and side .....	225.00
Commercial binding .....	19.55
Check book binding .....	360.50
Requisition book binding .....	.25
Padding .....	58.20
Ruling .....	261.25
Perforating .....	67.85
Punching .....	18.85
Gathering .....	30.00
Numbering .....	.70
Cutting .....	2.00
Tabbing .....	102.50
Round corners .....	24.00
Total .....	\$ 4,567.36

## HOTEL INSPECTOR.

Printing:	
Composition .....	\$ .44
Quires 4 cents .....	3.84

<b>Binding:</b>	
Check book.....	\$ 2.80
Perforating.....	.25
Gathering.....	.50
<b>Total.....</b>	<b>\$ 7.83</b>

**LABOR BUREAU.**

<b>Printing:</b>	
Composition.....	\$ 106.79
Tokens.....	113.00
Quires 4 cents.....	56.00
Quires 7 cents.....	29.40
Quires 2 cents.....	167.20
Letter heads.....	3.00
Envelopes.....	11.50
Stock furnished.....	9.90
<b>Binding:</b>	
Folding and stitching.....	39.60
Pamphlet binding.....	17.00
Cloth, gold back and side.....	150.00
Check book binding.....	2.00
Padding.....	73.80
Ruling.....	1.20
Punching.....	.60
<b>Total.....</b>	<b>\$ 790.99</b>

**HOUSE OF DELEGATES.**

<b>Printing:</b>	
Composition.....	\$ 5,12.21
Tokens.....	8,548.00
Quires 4 cents.....	5.04
Quires 7 cents.....	18.87
Quires 2 cents.....	2.28
Letter heads.....	109.00
Envelopes.....	104.00
Stock furnished.....	28.71
Commercial printing.....	101.70
Correcting.....	1,747.60
Sundry time.....	120.96
<b>Binding:</b>	
Folding.....	623.83
Stitching.....	209.98
Folding and stitching.....	2,815.04
Pamphlet binding.....	9.63
Cloth, gold back and side.....	20.00
Flexible leather.....	188.50
Commercial binding.....	72.00
Check book binding.....	.75
Requisition book binding.....	.25
Padding.....	3.20
Perforating.....	.25
Punching.....	367.22
Gathering.....	97.38
Numbering.....	.75
<b>Total.....</b>	<b>\$ 20,322.15</b>

## STATE SENATE.

Printing:	
Compensation.....	\$ 4,809.65
Tokens.....	7,290.00
Quires 4 cents.....	3.90
Quires 7 cents.....	7.31
Quires 2 cents.....	2.54
Letter heads.....	13.00
Envelopes.....	11.00
Stock furnished.....	27.91
Commercial printing.....	30.00
Correcting.....	1,765.00
Binding:	
Folding.....	290.90
Stitching.....	147.70
Folding and stitching.....	2,150.72
Pamphlet binding.....	.90
Commercial binding.....	64.00
Check book binding.....	.55
Requisition book binding.....	.75
Padding.....	4.02
Perforating.....	1.00
Punching.....	340.98
Gathering.....	62.33
Numbering.....	1.05
Total.....	\$ 17,025.21

## LEGISLATURE.

Printing:	
Composition.....	\$ 680.99
Tokens.....	582.00
Quires 4 cents.....	4.10
Quires 7 cents.....	5.25
Quires 2 cents.....	3.44
Envelopes.....	1.00
Stock furnished.....	11.08
Commercial printing.....	90.60
Time or changes.....	.50
Correcting.....	161.80
Binding:	
Folding.....	10.75
Folding and stitching.....	169.25
Folding and sewing.....	27.08
Pamphlet binding.....	51.00
Flexible leather.....	80.00
Commercial binding.....	3.00
Padding.....	1.82
Punching.....	4.85
Gathering.....	11.50
Total.....	\$ 1,900.01

## LIBRARIAN.

Printing:	
Composition.....	\$ 154.58
Tokens.....	37.90
Quires 2 cents.....	3.44
Envelopes.....	2.00
Stock furnished.....	.97
Commercial printing.....	42.30
Time or changes.....	49.00

<b>Binding:</b>	
Folding and stitching.....	\$ .23
Folding and sewing.....	18.00
Pamphlet binding.....	.50
Buckram binding.....	56.00
Padding.....	.40
<b>Total.....</b>	<b>\$ 365.32</b>

**MINE DEPARTMENT.**

<b>Printing:</b>	
Composition.....	\$ 373.88
Tokens.....	397.50
Quires 4 cents.....	261.30
Quires 7 cents.....	49.00
Quires 2 cents.....	26.48
Letter heads.....	17.25
Envelopes.....	39.25
Stock furnished.....	21.15
Red Ink.....	2.75
<b>Binding:</b>	
Folding.....	17.25
Folding and stitching.....	36.0
Folding and sewing.....	182.00
Pamphlet binding.....	50.00
Cloth, gold back and side.....	375.00
Commercial binding.....	143.85
Check book binding.....	42.50
Requisition book binding.....	12.50
Padding.....	2.44
Ruling.....	14.40
Perforating.....	9.89
Gathering.....	13.58
<b>Total.....</b>	<b>\$ 2,055.57</b>

**PARDON ATTORNEY.**

<b>Printing:</b>	
Composition.....	\$ 6.79
Quires 4 cents.....	.56
Quires 2 cents.....	4.00
Envelopes.....	3.00
Stock furnished.....	2.00
Commeretal printing.....	55.03
File jackets.....	2.00
<b>Binding:</b>	
Commercial.....	24.45
<b>Total.....</b>	<b>24.45</b>
<b>Total.....</b>	<b>\$ 97.83</b>
<b>Printing:</b>	
Compensation.....	\$ 15.10
Tokens.....	2.00
Quires 4 cents.....	52.80
Quires 2 cents.....	40.00
Letter heads.....	5.00
Envelopes.....	9.75
File Jackets.....	6.00

<b>Binding:</b>	
Folding.....	1.50
Folding and stitching.....	.45
Pamphlet binding.....	1.50
Check book binding.....	120.00
Requisition book binding.....	.50
Padding.....	1.00
Perforating.....	50.00
Punching.....	4.50
Numbering.....	1.40
Total.....	\$ 311.50

**STATE ROAD COMMISSION.**

<b>Printing:</b>	
Composition.....	\$ 85.74
Tokens.....	50.00
<b>Binding:</b>	
Folding and sewing.....	18.20
Pamphlet binding.....	1.50
Cloth, gold back and side.....	48.00
Commercial binding.....	9.60
Total.....	\$ 213.04

**SECRETARY OF STATE.**

<b>Printing:</b>	
Composition.....	\$ 274.68
Tokens.....	40.00
Quires 4 cents.....	244.48
Quires 7 cents.....	59.64
Quires 2 cents.....	23.04
Letter heads.....	1.00
Envelopes.....	11 85
Stock furnished.....	86.35
Commercial printing.....	85.10
Time or changes.....	1.00
<b>Binding:</b>	
Folding.....	38.75
Folding and stitching.....	11.10
Pamphlet binding.....	11.00
Blank book binding.....	10.00
Commercial binding.....	154.00
Padding.....	7.40
Ruling.....	43.12
Perforating.....	25
Punching.....	4.37
Gathering.....	10.75
Numbering.....	7.00
Cutting.....	1.25
Error in addition.....	4.00
Binders.....	24.00
Indexes.....	24.50
Total.....	\$ 1,178.63



## SCHOOL DEPARTMENT.

<b>Printing:</b>		
Composition.....	\$	230.08
Tokens.....		132.00
Quires 4 cents.....		8.48
Quires 7 cents.....		17.48
Quires 2 cents.....		4.40
Letter heads.....		3.00
Envelopes.....		3.00
Stock furnished.....		1.14
Cuts or half-tones.....		60.00
<b>Binding:</b>		
Folding.....		1.50
Folding and stitching.....		7.50
Folding and sewing.....		43.80
Pamphlet binding.....		6.75
Cloth, gold side.....		90.00
Cloth, gold back and side.....		45.00
Requisition book binding.....		.35
Padding.....		.40
Perforating.....		1.21
<b>Total.....</b>	<b>\$</b>	<b>656.09</b>

## SUPERINTENDENT OF PUBLIC PRINTING.

<b>Printing:</b>		
Composition.....	\$	45.48
Quires 4 cents.....		5.24
Stock furnished.....		1.80
<b>Binding:</b>		
Stitching.....	\$	.76
Pamphlet binding.....		.80
Blank book binding.....		30.00
Ruling.....		1.80
Gathering.....		.75
Cutting.....		23.60
Wrapping.....		13.80
Sundry purchases from sundry firms. See Appropriation Number 15 8for detail.		
Stationery and supplies.....	\$	120,754.40
<b>Total.....</b>	<b>\$</b>	<b>120,878.43</b>

Note—Supplies are purchased by the Superintendent of Printing for distribution to the various departments. Stock is also purchased to be supplied to the Public Printer when requisition is made by the various departments.

## SUPREME COURT.

<b>Printing:</b>		
Composition.....	\$	165.68
Tokens.....		30.00
Quires 4 cents.....		4.36
Quires 7 cents.....		.56
Quires 2 cents.....		2.16
Envelopes.....		1.75
Commercial printing.....		88.35
<b>Binding:</b>		
Folding.....	\$	.05
Folding and stitching.....		10.35
Pamphlet binding.....		6.44
Buckram binding.....		5.04
Blank book binding.....		10.00

Commercial binding .....	234.94
Padding .....	.20
Ruling .....	4.64
Index .....	3.50
<b>Total .....</b>	<b>\$ 568.02</b>

**TAX COMMISSIONER.**

<b>Printing:</b>	
Composition .....	\$ 1,36 .97
Tokens .....	545.62
Quires 4 cents .....	673.56
Quires 7 cents .....	146.45
Quires 2 cents .....	161.32
Letter heads .....	46.00
Envelopes .....	55.50
Stock furnished .....	238.68
Commercial printing .....	588.33
Red Ink .....	5.00
<b>Binding:</b>	
Folding .....	6.18
Folding and stitching .....	68.15
Folding and sewing .....	307.20
Pamphlet binding .....	11.75
Cloth, gold back and side .....	975.00
Buckram binding .....	67.50
Audits, County and Municipal .....	147.45
Blank book .....	32.00
Commercial binding .....	6.35
Check book binding .....	104.75
Requisition book binding .....	.25
Padding .....	14.62
Ruling .....	347.83
Perforating .....	48.90
Punching .....	52.59
Numbering .....	7.70
Wrapping .....	205.00
<b>Total .....</b>	<b>\$ 6,230.65</b>

**TAX COMMISSIONER'S—ASSESSOR'S SUPPLIES.**

<b>Printing:</b>	
Composition .....	\$ 250.20
Quires 4 cents .....	5,168.76
Quires 7 cents .....	399.00
Stock furnished .....	152.00
Time or changes .....	27.50
<b>Binding:</b>	
Folding .....	146.00
Personal property book binding .....	3,515.00
Assessors book binding .....	864.00
Ruling .....	4,526.78
Perforating .....	406.15
Punching .....	12.00
Numbering .....	752.12
Binding Capitation tickets .....	878.80
Wrapping and counting .....	59.80
<b>Total .....</b>	<b>\$ 17,158.11</b>

## TREASURER.

<b>Printing:</b>	
Composition.....	\$ 98.19
Tokens.....	50.00
Quires 4 cents.....	130.08
Quires 7 cents.....	14.56
Quires 4 cents.....	38.00
Stock furnished.....	57.85
Commercial printing.....	40.50
Time or changes.....	.50
<b>Binding:</b>	
Folding.....	\$ 7.75
Folding and stitching.....	21.60
Cloth, gold back and side.....	285.00
Blank book binding.....	20.00
Commercial binding.....	668.90
Check book binding.....	5.00
Padding.....	13.80
Ruling.....	30.30
Perforating.....	9.53
Punching.....	1.70
Gathering.....	17.25
Numbering.....	3.15
<b>Total.....</b>	<b>\$ 1,513.66</b>

**RECAPITULATION OF PRINTING, BINDING AND STATIONERY  
BY DEPARTMENTS, INCLUDING THAT ISSUED  
BY THE SECRETARY OF STATE AS SUPER-  
INTENDENT OF PRINTING**

Adjutant General's Office.....	\$ 2.28
Agriculture, Commissipner of.....	6,504.14
Attorneys General's Office.....	1,514.83
Auditor's Office.....	3,914.34
Archives and History.....	27.57
Banking Commissioner.....	1,020.87
Board of Control.....	6,521.51
Board of Public Works.....	561.70
Children's Guardians.....	291.80
Compensation Commissioner.....	14.92
Experimental Station.....	6.50
Forestry, Game and Fish.....	13.32
Department of Health.....	4,567.36
Department of Mines.....	2,055.57
Governor's Office.....	713.51
Hotel Inspector.....	7.83
Labor Bureau.....	790.99
House of Delegates, Regular Session.....	20,322.15
State Senate Regular Session.....	17,025.21
Legislature, Regular Session.....	1,900.01
Legislative Hand Book and Manual.....	6,135.34
Librarian.....	365.32
Pardon Attorney.....	97.83
Public Safety, Department of.....	311.50
State Road Commission.....	213.04
Secretary of State.....	1,178.63
School Department.....	656.09
Superintendent of Public Printing.....	120,878.43
Supreme Court.....	568.02
Tax Commissioner.....	6,230.65

Tax Commissioner—Assessor's Supplies.....		17,158.11	
Treasurer.....		1,513.66	
<b>Total.....</b>	<b>\$</b>		<b>223,083.03</b>
<b>Less the following refunds:</b>			
School Department and Schools.....	<b>\$</b>	9,233.68	
Hospitals.....		333.72	
Road and Workmen's Compensation....		6,767.43	
Refund of Express.....		2.24	
Public Service Commission.....		2,145.42	
Insurance on Hand Books.....		5,756.99	
Other institutions.....		1,251.70	
Cash Sales of Stock.....		940.25	26,431.43
<b>Net Total.....</b>	<b>\$</b>		<b>196,651.60</b>

#### STOCK AND SUPPLIES ISSUED BY SUP'T. OF PUBLIC PRINTING

Stationery, including paper used in printing books, pamphlets, blanks, etc., letter heads, envelopes, ink, pens, pencils, typewriter ribbons, carbon paper and other office supplies furnished the following departments and institutions by the Superintendent of Public Printing, July 1, 1920 to June 30, 1921.

#### DEP'T. OR INSTITUTION

Governor.....	<b>\$</b>	4,274.10
Secretary of State.....		4,417.35
Public Service Commission.....		489.26
Workmen's Compensation Commissioner.....		4,653.97
Auditor.....		4,387.50
Treasurer.....		836.68
Attorney General.....		815.67
Supreme Court.....		1,025.67
Tax Commissioner.....		10,822.18
Department of Mines.....		1,291.98
Department of Agriculture.....		6,329.27
Department of Schools.....		7,385.95
Adjutant General.....		41.73
State Librarian.....		238.54
Board of Control.....		2,226.41
Commissioner of Banking.....		767.30
Department of Public Safety.....		305.35
Department of Health.....		3,979.48
Forest, Game and Fish Warden.....		4.97
Board of Public Works.....		169.89
Sup't. of Public Printing.....		105.58
Pardon Attorney.....		372.97
Senate.....		12,108.86
House of Delegates.....		14,988.39
Annual Reports.....		5,142.34
Department of Labor.....		755.83
Department of Archives and History.....		310.66
Bureau of Venereal Diseases.....		639.55
Legislative Hand Book.....		4,856.47
State Board of Children's Guardians.....		298.11
State Mental Hygiene Commission.....		55.43
State Road Commission.....		578.37
Huntington State Hospital.....		101.61
Spencer State Hospital.....		39.79
Welch Hospital No. 1.....		78.03
McKendree Hospital No. 2.....		65.58
Fairmont Hospital No. 3.....		51.63
State Tuberculosis Sanitarium.....		92.29

State Hotel Inspector.....	4.49
Concord State Normal.....	160.17
Glennville State Normal.....	30.17
Marshall College.....	601.90
W. Va. Collegiate Institute.....	307.92
Keyser Preparatory School.....	17.17
West Virginia University.....	588.61
W. Va. Agr. Experiment Station.....	89.49
West Liberty Normal School.....	36.41
Bluefield Colored Institute.....	37.05
W. Va. Industrial Home for Girls.....	17.85
West Virginia Penitentiary.....	86.07
W. Va. Colored Orphans Home.....	.52
W. Va. Childrens Home.....	10.03
Fairmont Normal School.....	57.00
W. Va. Industrial School for Boys.....	8.34
Shepherd College.....	30.28
W. Va. School for Deaf and Blind.....	28.09
W. Va. Trades School.....	1.48
Reynolds Memorial Hospital.....	4.60
Weston State Hospital.....	22.24
State Board of Examiners for Nurses.....	.49
State Colored Tuberculosis Sanitarium.....	22.26
City Hospital (Parkersburg).....	4.56
City Hospital (Martinsburg).....	4.38
Capitol Building Commission.....	17.13
Commissioner of Prohibition.....	7.90
State Board of Pharmacy.....	6.42
State Sinking Fund Commission.....	105.06
<b>Total.....</b>	<b>\$ 97,412.82</b>

## LIST OF BONDS AND OTHER SECURITIES OWNED BY THE STATE OF WEST VIRGINIA. JULY 1, 1921.

The following is a list of bonds and other securities owned by the State of West Virginia, July 1, 1921, account investment of "The School Fund" and "Workmen's Compensation Fund."

## INVESTMENT OF THE SCHOOL FUND

<i>U. S. Government</i>	Rate	Interest Payable	Date of Maturity	Amount
Fourth Liberty Loan <i>County Bonds</i>	4	April 15, October 15	September 15, 1938	\$ 19,000.00
Berkley	4	January 1, July 1	January 1, 1929	80,000.00
Clay	6	October 1	October 1, 1928	15,000.00
Clay	5	January 1	January 1, 1932	12,500.00
<i>District Bonds</i>				
Glade, Webster County	5	March 1	March 1, 1923	22,000.00
Morgan, Monongalia County	6	January 1	January 1, 1934	50,000.00
Elizabeth, Wirt County	5	May 1	May 1, 1928	7,500.00
Clay, Wood County	5	July 1	July 1, 1944	6,000.00
North Fork, McDowell County	5	June 26, December 26	\$10,000.00 Dec. 26, 1926, and \$500.00 on each interest date.	25,000.00
Lewis, Mason County	5	June 1, December 1	June 1, 1942	9,000.00
Roaring Creek, Randolph County	5	March 1, September 1	September 1, 1948	4,000.00
<i>School District Bonds</i>				
Fork Lick, Webster County	6	April 1	April 1, 1943	20,000.00
Huntington, Ind., Cabell County	4	December 19	December 19, 1932	15,000.00
Union, Ind., Marion County	5	December 31	December 31, 1946	19,500.00
Winfield, Putnam County	6	November 1	November 1, 1941	6,000.00
Flat Woods, Ind. Braxton County	5	July 1	July 1, 1946	5,000.00
Cass, Monongalia County	5	January 1, July 1	July 1, 1949	20,000.00
Slab Fork, Wyoming County	6	July 1	July 1, 1940	10,000.00
<i>City or Town Bonds</i>				
Bramwell	6	October 5	October 5, 1933	19,000.00
Buckhannon	4	August 10	August 10, 1921	7,300.00
Buckhannon	6	July 28	July 28, 1924	3,000.00

Buckhannon.....	6	July 20.....	July 20, 1925.....	3,500.00
Charlburg.....	5	April 1, October 1.....	October 1, 1947.....	30,000.00
Falling Springs.....	6	June 15.....	June 15, 1935.....	4,500.00
Gassaway.....	6	May 1, November 1.....	May 1, 1930.....	16,500.00
Keystone.....	6	April 1.....	April 7, 1935.....	28,000.00
Kingwood.....	5	August 5.....	August 5, 1928.....	5,500.00
Kingwood.....	5	October 11.....	\$500.00 each year.....	2,500.00
Kingwood.....	5	September 10.....	September 10, 1921.....	9,500.00
New Cumberland.....	4	July 1.....	July 1, 1936.....	12,000.00
Point Pleasant.....	4	September 1.....	September 1, 1935.....	30,000.00
Ravenswood.....	4	December 16.....	December 16, 1935.....	7,000.00
Richwood.....	6	December 15.....	June 1, 1931.....	3,000.00
Ronceverte.....	5	September 1.....	September 1, 1932.....	9,000.00
Ronceverte.....	6	July 15.....	July 15, 1933.....	3,500.00
St. Albans.....	5	October 1.....	October 1, 1940.....	7,000.00
St. Albans.....	5	July 1.....	July 1, 1943.....	5,000.00
Sutton.....	5	January 1.....	January 1, 1937.....	15,000.00
Welch.....	6	September 1.....	September 1, 1938.....	12,500.00
Welch.....	6	June 1.....	June 1, 1924.....	20,000.00
Williamson.....	6	April 2.....	April 2, 1946.....	36,500.00
<i>Private Bonds</i>				
Bradford Building Co.....	5	April 1, October 1.....	October 1, 1922.....	50,000.00
Cairo Water Works, Ritchie County.....	4	October 1.....	October 1, 1922.....	4,000.00
Charleston Auditorium Co.....	6	February 1, August 1.....	August 1, 1932.....	20,500.00
Charleston Milling & Produce Co.....	5	September 1.....	September 1, 1923.....	13,000.00
Exchange Building Assn., Parkersburg.....	6	June 5, December 5.....	December 5, 1922.....	40,000.00
First United Brethren Church, Dunbar.....	6	January 1, July 1.....	1938.....	3,000.00
<i>Notes</i>				
Hinton Milling Co.....	5	January 15.....	January 15, 1927.....	15,000.00
Lewisburg Female Institute.....	5	March 19, September 19.....	March 19, 1926.....	13,500.00
S. L. Parsons.....	6	January 24.....	January 24, 1921.....	25,000.00
J. S. Farr.....	6	October 15.....	October 15, 1932.....	150,000.00
Union Mission Settlement.....	6	March 1, September 1.....	March 1, 1928.....	25,000.00
Total.....				\$ 994,300.00

## INVESTMENT OF WORKMEN'S COMPENSATION FUND.

Investment	Rate	Interest Payable	Date of Maturity	Amount
<i>U. S. Government</i>				
First Liberty Loan	4 1/4	June 15, December 15	June 15, 1947	\$ 60,000.00
Second Liberty Loan	4 1/4	May 1, November 1	November 15, 1942	100,000.00
Third Liberty Loan	4 1/4	March 15, September 15	September 15, 1928	500,000.00
Fourth Liberty Loan	4 1/4	April 15, October 15	October 15, 1938	1,000,000.00
<i>County Bonds</i>				
Lincoln	5	June 1, December 1	\$27,000.00 June 1 each year	592,000.00
Logan	5		January 1, 1930	158,000.00
Mingo	5	May 1, November 1	Part each year May 1, all by November 1, 1947	54,000.00
Taylor	5		Serially, 1922	21,000.00
Webster	5		Serially, 1921-2-30	20,000.00
Wyoming	5	December 1	December 1, 1945	250,000.00
<i>District Bonds</i>				
Adkin, McDowell	5	January 1, July 1	January 1, 1946	209,000.00
Big Creek, McDowell County	5	May 1, November 1	May 1, 1945	135,000.00
Beverly, Randolph County	5		3000.00 Oct. 1 each year	9,000.00
Buckhannon, Upshur County	5		\$5,000.00 July 1 each year	10,000.00
Cass, Monongalia County	5		1929-1949	80,000.00
Cacapon, Morgan County	5	April 1, October 1	Serially beginning 1920	30,000.00
Charleston, Kanawha County	5	January 1, July 1	\$20,000.00 each year, 1920, 25, 30, 35	43,000.00
Clay, Harrison County	5	February 1, August 1	\$8,000.00 1925, \$12,000.00 each year after	200,000.00
Clay, Monongalia County	6	December 31	December 31, 1933	150,000.00
Curry, Putnam County	5	May 1, November 1	Serially beginning 1922	44,500.00
Elk, Kanawha County	5	April 1, October 1	Serially beginning 1920	43,000.00
Elk, Mineral County	5	December 1	Serially beginning 1920	97,000.00
Elkhorn, McDowell County	5	January 1, July 1	Part each January 1	175,000.00
Frankford, Greenbrier County	5		\$2,000.00 July 1 each year	5,000.00



Forest Hill, Summers County.....	5	Serially, 1921.....	4,000.00
Graham, Mason County.....	5	Serially beginning 1921.....	31,000.00
Grant, Marion County.....	5	Serially beginning 1920.....	130,000.00
Greenbrier, Summers County.....	5	October 1, 1947.....	50,000.00
Greenbank, Pocahontas County.....	5	Serially, 1922-1927.....	14,000.00
Greensulphur, Summers County.....	5	Serially, 1921.....	20,000.00
Jefferson, Kanawha County.....	5	\$22,500.00 each 1920, 25, 30, 35.....	58,500.00
Jumping Branch, Summers County.....	5	Serially beginning 1930.....	29,500.00
Kanawha, Fayette County.....	5	Serially beginning 1920.....	136,000.00
Lewis, Mason County.....	5	\$6,000.00 each June 1.....	117,000.00
Lincoln, Marion County.....	5	Serially beginning 1922.....	378,500.00
Loudon, Kanawha County.....	5	\$21,000.00 each 1920, 25, 30, 35.....	68,000.00
Loudon, Kanawha County.....	5	Part each September 1.....	36,000.00
Malden, Kanawha County.....	5	\$11,000.00 each 1925, 30, 35.....	27,500.00
Marsh Fork, Raleigh County.....	5	Serially, 1921.....	5,000.00
Meadow Bluff, Greenbrier County.....	6	Serially beginning 1922.....	88,000.00
Mt. Cove, Fayette County.....	5	Serially beginning 1920.....	34,000.00
North Fork, McDowell County.....	5	Serially, 1918 to 1938.....	141,000.00
Nuttall, Fayette County.....	5	Serially beginning 1921.....	90,300.00
Paw Paw, Marion County.....	5	Serially 1921 to 1938.....	181,000.00
Peytona, Boone County.....	6	\$3,000.00 July 1, each year.....	2,000.00
Pipestem, Summers County.....	5	Serially beginning 1927.....	21,000.00
Poca, Kanawha County.....	5	\$6,000.00 1925, \$6,500.00 each 1930, 1935.....	19,000.00
Por, Hancock County.....	5	June 1, 1950.....	50,000.00
Quinnimont, Fayette County.....	5	Serially beginning 1920.....	33,500.00
Reedy, Roane County.....	5	\$4,000.00 July 1 each year.....	7,000.00
Roaring Creek, Randolph County.....	5 1/2	Serially beginning 1919.....	15,000.00
Rock, Mercer County.....	5 1/2	Part each year, 1927-34.....	80,000.00
Sandy River, McDowell County.....	5	\$10,000.00 each May 1.....	240,000.00
Sherman, Boone County.....	5	Serially beginning 1921.....	99,000.00
Scott, Putnam County.....	5	Part each year beginning 1921.....	22,000.00
Talcott, Summers County.....	5	October 1, 1947.....	30,000.00
Triadelphia, Logan County.....	5	Serially beginning 1925.....	45,000.00
Union, Kanawha County.....	5	1925, 1930, 1935.....	119,000.00

Union, Monroe County	5	Serially, 1921	1,000.00
Union, Putnam County	5	\$3,000.00 each year	16,500.00
Waggener, Mason County	5	Serially beginning 1921	29,000.00
Walton, Roane County	5	\$7,000.00 each July 1	175,000.00
Washington, Boone County	6	\$5,000.00 each year	2,000.00
Wolf Creek, Monroe County	5	\$2,000.00 each May 1	5,000.00
<i>School District Bonds</i>			
Burnsville, Independent	5	January 1, 1952	\$ 20,000.00
Carroll, Lincoln County	5	\$4,000.00, 1926 and 27	4,000.00
Charleston, Kanawha County	5	Serially, 1925	30,000.00
Fort Springs, Greenbrier County	5	April 15, 1946	30,000.00
Huntington Independent	5	December 1	121,000.00
Huttonsville, Randolph County	5	Serially beginning 1924	19,000.00
Richwood, Nicholas County	5	Serially beginning 1921	59,500.00
Slab Fork, Wyoming County	5	June 1, 1931	52,000.00
St. Albans, Independent	5	June 1, 1946	20,000.00
Union, Kanawha County	5	July 11, 1952	5,000.00
Union, Marion County	5	1920, 1925, 1930, 1935	5,000.00
Union, Marion County	5	May 31, 1953	32,500.00
<i>Municipal Bonds</i>			
Burnsville	5	July 1, 1950	17,000.00
Ceredo	5	May 1, 1950	31,000.00
Charleston	5	Sept. 1921-25-27	220,000.00
East Bank	6	May 1, 1936	5,000.00
Elm Grove	5	October 1, 1951	57,000.00
Fairmont	4½	Part each January 1	714,000.00
Gassaway	6	May 1, 1930	18,500.00
Martinsburg	5	July 1, 1953	97,000.00
Montgomery	5	July 1, 1948	30,000.00
Parkersburg	5	Serially beginning 1931	125,000.00
Ronceverte	6	Serially beginning 1930	19,000.00
South Charleston	6	Serially beginning 1920	93,500.00
St. Albans	5	March 1, 1936	62,000.00
Welch	6	\$2,500.00 each June 1	13,000.00
Wheeling	5	Serially beginning 1930	652,000.00
Worthington	6	July 15, 1930	3,500.00

<i>Industrial Bonds</i>				
Charleston Milling and Produce Co.....	6	February 1, August 1....	\$2,000.00 July 31, 1921-22-23, \$5,000.00 July 31, 1924 to 1932 inclusive, \$2,500.00 July 31, 1933.....	53,500.00
Sutton Grocery and Milling Co.....	6	March 25, September 25.	September 25, 1915.....	15,000.00
Thatcher-Whittemore Glass Co.....	6	May 1, November 1....	May 1, 1924.....	5,500.00
<i>Private Note</i>				
S. P. Smith and B. A. Wise.....	6	January 26' July 26.....	July 26, 1925.....	15,000.00
Total Bonds owned—W. C. F.....			\$	9,270,300.00
Less erroneous redemption Marsh Fork (Adjusted in December).....				5,000.00
Net Total.....			\$	9,265,300.00

## CLASSIFICATION OF EXPENDITURES.

TABLE NO. 1

Classification by appropriations of all expenditures made from "General School Fund," "State Fund, General Revenue," and "State Fund, Special Revenue," during the year ending June 30, 1921. (This classification shows all disbursements by the State, except the investment of the "School Fund," disbursements from Workmen's Compensation Fund, and disbursements of taxes collected for Counties, Districts and Municipalities.)

## DISBURSEMENTS FROM APPROPRIATIONS WHICH ARE PAYABLE OUT OF GENERAL REVENUE.

For Items  
see Approp-  
riation  
Numbers

		<i>Appropriations for Education</i>	
249 to 256	West Virginia University	\$	681,411.18
261 to 265	Potomac State School		53,790.43
266 to 269	New River State School		17,747.15
270 to 274	Marshall College State Normal School		161,593.15
287 to 289	Shepherd College State Normal School		38,498.96
290 to 292	West Liberty State Normal School		31,995.69
279 to 282	Fairmont State Normal School		76,059.16
283 to 286	Glennville State Normal School		42,173.69
275 to 2 8	Concord State Normal School		101,066.18
298 to 299	Storer College		2,700.00
300 to 303	West Virginia Collegiate Institute		104,737.66
304 to 307	Bluefield Colored Institute		45,438.63
293 to 296	West Virginia School for the Deaf and Blind		115,819.08
297	West Virginia School for the Colored Deaf and Blind		1,996.31
174	Supplement to General School Fund		50,000.00
Total		\$	1,525,027.27
		<i>Appropriations for Boys' and Girls' Industrial Schools</i>	
200 to 201	West Virginia Industrial School for Boys	\$	115,420.22
202 to 203	West Virginia Industrial School for Girls		35,051.24
Total		\$	150,471.46
		<i>Appropriations for Hospitals</i>	
181 to 183	Huntington State Hospital	\$	136,879.67
184 to 185	Spencer State Hospital		114,895.05
186 to 187	Weston State Hospital		237,132.96
188 to 189	State Colored Hospital for Insane		72,636.02
190 to 191	Welch Hospital No. 1		45,981.49
192 to 193	McKendree Hospital No. 2		30,366.32
194 to 195	Fairmont Hospital No. 3		33,463.81
196 to 197	State Tuberculosis Sanitarium		107,729.60
198 to 199	State Colored Tuberculosis Sanitarium		25,208.97
218	Ohio Valley General Hospital, Wheeling		8,488.50
220	St. Joseph's Hospital, Parkersburg		2,500.00
217	King's Daughters' Hospital, Martinsburg		4,801.00
223	City Hospital, Martinsburg		4,794.00
219	Wheeling Hospital, Wheeling		10,000.00
224	Barnett Hospital, Huntington		1,250.00
230	City Hospital, Parkersburg		2,486.00

232	Glendale Hospital, Moundsville.....		3,116.62
225	Harrison Hospital, Kimball.....		1,364.00
231	Mercer Sanitarium, Bluefield.....		1,310.00
228	St. Francis Hospital, Charleston.....		2,992.00
233	Kessler-Hatfield Hospital, Huntington.....	\$	4,646.00
226	St. Mary's Hospital, Clarksburg.....		2,224.00
234	Grafton City Hospital, Grafton.....		447.00
221	Roane County Hospital, Spencer.....		2,454.00
229	City Hospital, Elkins.....		2,026.00
227	Hillcrest Tuberculosis Sanitarium, Charleston...		5,120.00
222	Lomax Hospital, Bluefield.....		1,300.00
235	Hinton Hospital, Hinton.....		56.00
	<b>Total.....</b>	<b>\$</b>	<b>865,669.01</b>
	<i>Appropriations for Children's Home</i>		
204 to 205	West Virginia Children's Home.....	\$	11,000.00
206 to 207	West Virginia Colored Orphans' Home.....		10,799.68
208	West Virginia Humane Society.....		25,541.25
	<b>Total.....</b>	<b>\$</b>	<b>47,340.93</b>
	<i>Appropriations for Courts and Law Library</i>		
66 to 75	Supreme Court.....	\$	66,018.35
76 to 78	Circuit Courts.....		128,113.00
79 to 81	State Law Library.....		6,550.00
	<b>Total.....</b>	<b>\$</b>	<b>200,681.35</b>
	<i>Appropriations for Criminal Charges</i>		
82	Criminal Charges.....	\$	84,999.27
83	Transportation of Prisoners.....		3,500.00
84	Extradition of Fugitives.....		3,355.57
	<b>Total.....</b>	<b>\$</b>	<b>91,854.84</b>
	<i>Appropriation for Maintenance of Capitol Buildings, Mansion and Grounds</i>		
51 to 53	Governor's Mansion and Grounds.....	\$	3,420.33
136	Capitol Buildings and Grounds.....		37,990.75
140 to 149	Labor Fund for Capitol.....		23,520.39
150	Temporary Capitol and Equipment.....		200,280.03
137 to 138	Repairs to Annex.....		5,814.22
139	Wrecking Old Capitol Building.....		967.85
	<b>Total.....</b>	<b>\$</b>	<b>271,993.57</b>
	<i>Appropriations for State Elective Offices and Departments</i>		
26 to 35	Auditor's Office.....	\$	45,200.70
34	Auditor's Office, Insurance Department.....		10,810.37
36 to 44	Attorney General's Office.....		25,228.46
45 to 47	Governor's Office.....		13,790.36
48 to 50	Governor's Office, Pardon Attorney.....		4,436.56
55 to 57	Treasurer's Office.....		18,923.88
58 to 59	Secretary of State's Office.....		29,240.30
60 to 65	Department of Agriculture.....		92,650.57
	<b>Total.....</b>	<b>\$</b>	<b>240,281.20</b>
	<i>Appropriations for State Appointive Offices, Commissions and Boards</i>		
176 to 180	State Board of Control.....	\$	45,237.87
85 to 87	State Tax Commissioner's Office.....		37,219.28
88 to 90	State Tax Commissioner's Office, Accounting Department.....		19,780.46

91	State Tax Commissioner's Office, Prohibition Department.....		79,935.97
92 to 93	State Tax Commissioner Officer, Excise Department.....		20,514.78
91	Public Service Commissioners.....		18,000.00
92	Workmen's Compensation Commissioner.....		6,000.00
96	Adjutant General.....		3,600.00
97 to 106	Department of Mines.....		104,680.22
109 to 122	Department of Commissioner of Banking.....		21,144.79
236 to 241	Forestry, Fish and Game Warden.....		6,383.16
114 to 123	Bureau of Labor.....		35,256.24
124 to 130	Department of Archives and History.....		11,380.35
132 to 135	State Health Department.....		49,935.00
244	Commission of Pharmacy.....		2,195.44
245	Berkeley Springs Board.....		446.73
247	Rumseyan Society.....		632.88
	Total.....	\$	462,343.17
	<i>Appropriation for</i>		
209	Insurance on Public Buildings.....	\$	31,380.14
	<i>Appropriation for</i>		
257 to 259	Agricultural Experiment Station.....		94,152.54
	<i>Appropriation for</i>		
210 to 216	State Geological and Economic Survey.....	\$	37,440.50
	<i>Appropriation for</i>		
158	Printing, Binding and Stationery.....	\$	196,651.60
	<i>Appropriation for</i>		
54	Civil Contingent.....	\$	13,416.05
	<i>Appropriations for Extraordinary Purposes</i>		
242 to 243	Pt. Pleasant Monument.....	\$	2,965.37
156	Expense of Oil and Gas Tax Litigation.....		41,006.35
	Total.....	\$	43,971.72
	<i>Appropriations for Miscellaneous Purposes</i>		
246	Florence Crittenden Home.....	\$	2,500.00
153	Legislative Manual and Hand Book.....		8,000.00
152	Keeper of Rolls.....		300.00
151	Publishing List Delinquent Corporations.....		107.20
155	Inauguration Expense.....		2,928.09
	Total.....	\$	13,835.29
	<i>Appropriation for</i>		
159 to 164	Session of West Virginia Legislature.....	\$	318,088.13
	<i>Appropriation for</i>		
164	Miscellaneous by the Legislature.....	\$	32,978.13
	<i>Appropriation for</i>		
154	Virginia Debt Expense.....		2,172.49
	<i>Appropriation for</i>		
175	Department of Public Safety.....	\$	211,925.69
	<i>Appropriation for</i>		
260	Demonstration Community Packing House.....	\$	4,047.54

	<i>Appropriation for</i>	
248	West Virginia Penitentiary.....	\$ 42,444.26
<b>DISBURSEMENTS FROM APPROPRIATIONS WHICH ARE PAYABLE OUT OF "SPECIAL REVENUE".</b>		

<i>Appropriations for Education</i>		
1 to 21	Total disbursements from "General School Fund" \$	838,922.16
363	West Virginia University.....	378,687.90
366	Potomac State School.....	21,047.91
367	New River State School.....	10,269.17
368	Marshall College State Normal School.....	56,393.01
372	Shepherd College State Normal School.....	12,310.29
373	West Liberty State Normal School.....	10,445.58
370	Fairmont State Normal School.....	4,754.88
371	Glenville State Normal School.....	10,867.01
369	Concord State Normal School.....	20,835.81
360 to 362	State Vocational Board.....	34,226.77
375	West Virginia Collegiate Institute.....	42,357.91
376	Bluefield Colored Institute.....	13,159.47
374	School for Deaf and Blind.....	11,337.34
	Total.....	\$ 1,465,615.21

<i>Appropriations for Boy's and Girl's Industrial Schools</i>		
344	West Virginia Industrial School for Boys.....	\$ 19,271.55
345	West Virginia Industrial Home for Girls.....	606.35
	Total.....	\$ 19,877.90

<i>Appropriations for Hospitals</i>		
336	Huntington State Hospital.....	\$ 35,359.26
337	Spencer State Hospital.....	7,868.44
338	Weston State Hospital.....	33,733.55
339	Welch Hospital No. 1.....	27,083.84
340	McKendree Hospital No. 2.....	6,408.91
341	Fairmont Hospital No. 3.....	12,081.22
342	State Tuberculosis Sanitarium.....	86,898.85
343	Colored Tuberculosis Sanitarium.....	400.00
	Total.....	\$ 209,834.07

<i>Appropriations for Children's Homes</i>		
349	Children's Home.....	336.96
348	Colored Orphan's Home.....	124.54
	Total.....	\$ 461.50

<i>Appropriation for Militia</i>		
310	Adjutant General's Office—Militia Fines and Collections.....	\$ 1,002.70

<i>Appropriation for</i>		
334	West Virginia Penitentiary.....	\$ 241,760.66

*Appropriation for State Elective Offices*

*Auditor's Office—Fire Marshal*

308	General Expense of Fire Marshal.....	\$ 22,722.47
309	Investment Company Fees.....	2,777.58
<i>Commissioner of Agriculture</i>		
312	Fertilizer Tag Fund.....	\$ 18,644.78

	Nurseryman's Registration Certificates.....		1,752.36
	Pure Stock Food.....		35,810.94
	<b>Total.....</b>	<b>\$</b>	<b>81,708.13</b>
<i>Appropriation for State Appointive Offices, Commissions and Boards</i>			
311	Tax Commissioner's Office, Auditing Counties, Districts and Municipalities.....	\$	39,490.56
317	Public Service Commission, Special License Tax		69,403.15
335	State Board of Control.....		10,569.61
351	Forestry, Game and Fish Warden (Hunter's License).....		7,497.34
352 to 353	Hotel Inspector.....		3,222.76
354	State Board of Dental Examiners.....		1,319.02
355	Veterinary Examining Board.....		464.01
313 to 315	State Board of Health.....		20,925.25
356	State Board of Embalmers.....		1,272.45
357	State Board of Examiners for the Examination and Registration of Nurses.....		928.59
359	State Board of Accountant Examiners.....		100.00
358	State Board of Optometry.....		551.15
	<b>Total.....</b>	<b>\$</b>	<b>155,743.89</b>
<i>Appropriation for</i>			
347	Insurance on Public Buildings.....	\$	5,767.85
<i>Appropriation for</i>			
364	Agricultural Experiment Station.....	\$	83,686.32
<i>Appropriation for</i>			
346	State Geological and Economic Survey.....	\$	14,747.49
<i>Appropriations for Extraordinary Purposes</i>			
350	Pt. Pleasant Monument.....	\$	875.37
316	Oil and Gas Tax Litigation Expense.....		2,683.91
	<b>Total.....</b>	<b>\$</b>	<b>3,559.28</b>
<i>Appropriation for</i>			
365	Demonstration Community Packing House.....	\$	11,471.90
<i>Appropriation for Council of Defense War Fund</i>			
332	For State Council of Defense.....	\$	8,032.00
<i>Appropriation for</i>			
318 to 331	State Road Commission.....	\$	1,747,757.78
<i>Appropriation for War Training (Federal)</i>			
363	West Virginia University.....	\$	5,547.66
<i>Appropriation for</i>			
333	Payment of Virginia Debt and Interest.....	\$	2,087,741.16
	<b>Grand Total.....</b>	<b>\$</b>	<b>11,042,482.38</b>
Distributed as follows:			
	General Revenue.....	\$	4,898,166.88
	Special Revenue.....		6,144,315.50
	<b>Total.....</b>	<b>\$</b>	<b>11,042,482.38</b>



**RECAPITULATION OF CLASSIFICATION BY APPROPRIATIONS OF  
ALL EXPENDITURES MADE FROM THE GENERAL SCHOOL  
FUND AND STATE FUND DURING THE YEAR ENDING  
JUNE 30, 1921.**

	Disbursed From General Revenue	Disbursed From Special Revenue	Total
Education.....	\$ 1,525,027.27	\$ 1,465,615.21	\$ 2,990,642.48
Boys' and Girls' Industrial Schools.....	150,471.46	19,877.90	170,349.36
Hospitals.....	865,669.01	209,834.07	1,075,503.08
Children's Homes.....	47,340.93	461.50	47,802.43
Courts and Law Library.....	200,681.35		200,681.35
Criminal Charges.....	91,854.84		91,854.84
West Virginia Penitentiary.....	42,444.26	241,760.66	284,204.92
Maintenance of Capitol Build- ings, Mansion and Grounds....	271,993.57		271,993.57
State Elective Offices and De- partments.....	240,281.20	81,708.13	321,989.33
State Appointive Offices and Boards.....	462,343.17	155,743.89	618,087.06
Insurance on Public Buildings..	31,380.14	5,767.85	37,147.99
Agricultural Experiment Station.	94,152.54	83,686.32	177,838.86
Militia.....		1,002.70	1,002.70
Geological and Economic Survey	37,440.50	14,747.49	52,187.99
Printing, Binding and Stationery	196,651.60		196,651.60
Civil Contingent Fund.....	13,416.05		13,416.05
Miscellaneous Purposes.....	13,835.29		13,835.29
Extraordinary Purposes.....	46,144.21	3,559.28	49,703.49
West Virginia Legislature.....	318,088.13		318,088.13
Miscellaneous by Legislature...	32,978.13		32,978.13
Department of Public Safety...	211,925.69		211,925.69
Demonstration Community Packing House.....	4,047.54	11,471.90	15,519.44
<b>Total.....</b>	<b>\$ 4,898,166.88</b>	<b>\$ 2,295,236.90</b>	<b>\$ 7,193,403.78</b>
Council of Defense War Fund.....		\$ 8,032.00	\$ 8,032.00
State Road Commission.....		1,747,757.78	1,747,757.78
War Training (Federal).....		5,547.66	5,547.66
Payment of Virginia Debt and Interest.....		2,087,741.16	2,087,741.16
<b>Grand Total.....</b>	<b>\$ 4,898,166.88</b>	<b>\$ 6,144,315.50</b>	<b>\$11,042,482.38</b>

CLASSIFICATION OF EXPENDITURES.

TABLE NO. 2

Classification by Departments and Institutions of all Expenditures made from "General School Fund," "State Fund, General Revenue," and "State Fund, Special Revenue," during the year ending June 30, 1921, showing expenditures out of the "general" and "special" revenue under two general heads—"Buildings and Land, Repairs and Improvements," and "All Other Purposes," and "Workmen's Compensation Fund," and Disbursements of Taxes collected for Counties, Districts and Municipalities.)

EXPENDED FOR	From General Revenue		From Special Revenue		Grand Total All Purposes
	Buildings and Land Repairs and Improvements	All Other Purposes	Buildings and Land Repairs and Improvements	All Other Purposes	
State Department of Schools other than aid to local schools.....	\$.....	\$.....	\$ 383.60	\$ 184,781.06	\$ 185,164.66
State Aid to Local Schools.....	49.20	45,151.50		653,757.50	653,757.50
Auditor's Office.....		10,810.37		2,777.58	13,587.95
Auditor's Office, Insurance Department.....				22,722.47	22,722.47
Auditor's Office, Fire Marshal.....	254.47				25,228.46
Attorney General's Office.....		24,973.99			25,228.46
Governor's Office.....		13,790.36			13,790.36
Pardon Attorney.....		4,436.56			4,436.56
Department of Agriculture.....	683.02	91,967.55		56,208.08	148,858.65
Civil Contingent Fund.....		13,416.05			13,416.05
State Treasurer.....		18,923.88			18,923.88
Secretary of State.....		29,240.30			29,240.30
Supreme Court.....		66,018.35			66,018.35
Circuit Court.....		128,113.00			128,113.00
State Law Library.....		6,550.00			6,550.00
Criminal Charges.....		84,999.27			84,999.27
Transportation of Prisoners.....		3,500.00			3,500.00
Extradition of Fugitives.....		3,355.57			3,355.57
Adjutant General.....		3,600.00		1,002.70	4,602.70
State Tax Commissioner's Office.....		37,219.28			37,219.28

State Tax Commissioner, Accounting.....	19,780.46	19,780.46	19,780.46
State Tax Commissioner, Prohibition.....	79,935.97	79,935.97	79,935.97
State Tax Commissioner, Excise.....	20,514.78	20,514.78	20,514.78
State Tax Commissioner, Auditing Counties, Districts and Municipalities.....			
Public Service Commissioners, Salaries.....	18,000.00	39,490.56	39,490.56
Public Service Commission, Public Service Act.....	6,000.00	69,403.15	69,403.15
Workmen's Compensation Commissioner, Salary.....	104,680.22	104,680.22	104,680.22
Mining Department.....	21,144.79	21,144.79	21,144.79
Banking Commissioner.....	35,256.24	35,256.24	35,256.24
Bureau of Labor.....	11,380.35	11,380.35	11,380.35
Archives and History.....	154.72	20,925.25	20,925.25
Department of Health.....	13,436.76	13,436.76	13,436.76
Wrecking Old Capitol Building.....	5,814.22	5,814.22	5,814.22
Capitol Buildings and Ground.....	167.55	24,553.99	24,553.99
Repairs to Annex.....	3,252.78	3,252.78	3,252.78
Governor's Mansion and Grounds.....	23,520.39	23,520.39	23,520.39
Labor Fund—Capitol Building.....	107.20	107.20	107.20
Publishing List of Delinquent Corporations.....	196,651.60	196,651.60	196,651.60
Printing, Binding and Stationery.....	2,928.09	2,928.09	2,928.09
Inauguration Expense.....	200,280.03	200,280.03	200,280.03
Temporary Capitol Building and Equipment.....	300.00	300.00	300.00
Keeper of Rolls.....	8,000.00	8,000.00	8,000.00
Handbook and Manual.....	41,006.35	43,690.26*	43,690.26*
Oil and Gas Tax Litigation.....	318,088.13	318,088.13	318,088.13
West Virginia Legislature.....	32,978.13	32,978.13	32,978.13
Miscellaneous by Legislature.....	50,000.00	50,000.00	50,000.00
Supplement—General School Fund.....		8,032.00	8,032.00
State Council of Defense—War Fund.....	2,172.49	2,172.49	2,172.49
Virginia Debt of Expense.....		2,087,741.16	2,087,741.16
Virginia Debt Payment.....		1,747,757.78	1,747,757.78
State Road Commission.....			
State Board of Control Office.....	1,545.74	10,569.61	10,569.61
Huntington State Hospital.....	17,550.11	35,359.26	35,359.26
Spencer State Hospital.....	6,387.55	7,363.49	7,363.49
Weston State Hospital.....	17,142.96	504.95	504.95
		29,219.83	29,219.83
			270,866.51

## CLASSIFICATION OF EXPENDITURES—Continued.

EXPENDED FOR	From General Revenue		From Special Revenue		Grand Total All Purposes
	Buildings and Land Repairs and Improvements	All Other Purposes	Buildings and Land Repairs and Improvements	All Other Purposes	
Welch Hospital No. 1.....	3,981.49	42,000.00	.....	27,083.84	73,065.33
McKendree Hospital No. 2.....	4,248.38	26,117.94	112.65	6,296.26	36,775.23
Fairmont Hospital No. 3.....	3,915.54	29,548.27	1,270.99	10,810.23	45,545.03
State Tuberculosis Sanitarium.....	22,500.00	85,229.60	54,552.80	32,346.05	194,628.45
State Colored Tuberculosis Sanitarium.....	6,930.45	18,278.52	400.00	.....	25,608.97
West Virginia School for Deaf and Blind.....	17,847.47	97,971.61	.....	11,337.34	127,156.42
West Virginia School for Colored Deaf and Blind.....	.....	1,996.31	.....	.....	1,996.31
West Virginia Industrial School for Boys.....	11,924.07	103,496.15	1,773.96	17,497.59	134,691.77
West Virginia Industrial Home for Girls.....	6,791.84	28,259.40	77.32	529.03	35,657.59
West Virginia Children's Home.....	1,000.00	10,000.00	140.59	196.37	11,336.96
West Virginia Colored Orphans Home.....	6,202.25	4,597.43	124.54	.....	10,924.22
West Virginia Colored Hospital for Insane.....	65,696.83	6,939.19	.....	.....	72,636.02
West Virginia Humane Society.....	.....	25,541.25	.....	.....	25,541.25
West Virginia State Penitentiary.....	285.36	42,158.90	13,841.76	227,918.90	284,204.92
State Geological and Economic Survey.....	229.08	37,211.42	.....	14,747.49	52,187.99
Forestry, Game and Fish Warden.....	.....	6,383.16	.....	7,497.34	13,880.50
Community Packing House.....	465.37	4,047.54	.....	11,471.90	15,519.44
Point Pleasant Monument.....	.....	2,500.00	.....	875.37	3,840.74
Commissioner of Pharmacy.....	.....	2,195.44	.....	.....	2,195.44
Berkeley Springs Board.....	.....	446.73	.....	.....	446.73
Florence Crittenden Home.....	.....	2,500.00	.....	.....	2,500.00
Rumseyan Society.....	557.88	75.00	.....	.....	632.88
Insurance on Public Buildings.....	.....	31,380.14	.....	5,767.85	37,147.99
Hotel Inspector.....	.....	.....	.....	3,222.76	3,222.76
Dental Board.....	.....	.....	.....	1,319.02	1,319.02
Veterinary Examining Board.....	.....	.....	.....	464.01	464.01
State Board of Embalmers.....	.....	.....	.....	1,272.45	1,272.45
State Board of Examiners for Nurses.....	.....	.....	.....	928.59	928.59

Optometry Board.....	.....	.....	.....	.....	.....	551.15				
Accountant Board.....	.....	.....	.....	.....	.....	100.00				
Kings Daughters Hospital.....	.....	4,801.00	.....	.....	.....	4,801.00				
Ohio Valley General Hospital.....	.....	8,488.50	.....	.....	.....	8,488.50				
Wheeler Hospital.....	.....	10,000.00	.....	.....	.....	10,000.00				
St. Joseph's Hospital.....	.....	2,500.00	.....	.....	.....	2,500.00				
Roane County Hospital.....	.....	2,454.00	.....	.....	.....	2,454.00				
The Lomax Hospital.....	.....	1,300.00	.....	.....	.....	1,300.00				
City Hospital—Martinsburg.....	.....	4,794.00	.....	.....	.....	4,794.00				
Barnett Hospital—Huntington.....	.....	1,250.00	.....	.....	.....	1,250.00				
The Harrison Hospital—Kimball.....	.....	1,364.00	.....	.....	.....	1,364.00				
St. Marys Hospital—Clarksburg.....	.....	2,224.00	.....	.....	.....	2,224.00				
Hillcrest Tuberculosis Sanitarium, Charleston.....	.....	5,120.00	.....	.....	.....	5,120.00				
St. Francis Hospital—Charleston.....	.....	2,992.00	.....	.....	.....	2,992.00				
Elkins City Hospital—Elkins.....	.....	2,026.00	.....	.....	.....	2,026.00				
City Hospital—Parkersburg.....	.....	2,486.00	.....	.....	.....	2,486.00				
Mercer Sanitarium—Bluefield.....	.....	1,310.00	.....	.....	.....	1,310.00				
Glendale Hospital—Moundsville.....	.....	3,116.62	.....	.....	.....	3,116.62				
Kessler-Hatfield Hospital—Huntington.....	.....	4,646.00	.....	.....	.....	4,646.00				
Grafton City Hospital—Grafton.....	.....	447.00	.....	.....	.....	447.00				
Hinton Hospital—Hinton.....	.....	56.00	.....	.....	.....	56.00				
Department Public Safety.....	.....	211,925.69	.....	.....	.....	211,925.69				
West Virginia University.....	.....	589,619.64	.....	7,841.58	.....	1,060,099.08				
Agricultural Experiment Station.....	.....	71,439.99	.....	16,048.85	.....	177,838.86				
New River State School.....	.....	1,501.50	.....	.....	.....	28,016.32				
Potomac State School.....	.....	16,279.67	.....	.....	.....	74,838.34				
Marshall College Normal.....	.....	51,498.51	.....	4,166.92	.....	217,986.16				
Shepherd College Normal.....	.....	3,856.95	.....	325.81	.....	50,809.25				
West Liberty State Normal.....	.....	3,500.00	.....	2,958.66	.....	42,441.27				
Fairmont State Normal.....	.....	10,987.66	.....	.....	.....	80,814.04				
Glennville State Normal.....	.....	6,676.97	.....	307.93	.....	10,559.08				
Concord State Normal.....	.....	60,057.61	.....	.....	.....	121,901.99				
Storer College.....	.....	.....	.....	.....	.....	2,700.00				
West Virginia Collegiate Institute.....	.....	34,996.09	.....	551.98	.....	147,095.57				
Bluefield Colored Institute.....	.....	18,854.89	.....	.....	.....	58,598.10				
War Training Federal Government.....	.....	.....	.....	.....	.....	5,547.66				
Vocational Board.....	.....	.....	.....	.....	.....	34,226.77				
<b>Total.....</b>	<b>\$</b>	<b>538,486.25</b>	<b>\$</b>	<b>4,359,680.63</b>	<b>\$</b>	<b>134,604.72</b>	<b>\$</b>	<b>6,009,710.78</b>	<b>\$</b>	<b>11,042,482.38</b>

## CLASSIFICATION OF EXPENDITURES.

TABLE NO. 3

Classification by items of all expenditures made from the "General School Fund," "State Fund, General Revenue," and "State Fund, Special Revenue," during the year ending June 30, 1921.

(This classification shows all disbursements by the State, except the investment of the "School Fund," disbursements from "Workmen's Compensation Fund," and disbursements of taxes collected for Counties, Districts and Municipalities.)

Expenditures for Salaries, Labor and Compensation for the following purposes:

Education:	
Salaries.....	\$ 1,288,477.03
Labor.....	15,283.19
Compensation.....	16,873.59
Boys' and Girls' Industrial Schools:	
Salaries.....	61,877.50
Labor.....	2,946.90
Hospitals:	
Salaries.....	231,008.45
Labor.....	5,808.15
Children's Homes:	
Salaries.....	22,265.25
Labor.....	345.82
Courts and Libraries:	
Salaries.....	188,421.00
Compensation.....	620.00
Penitentiary:	
Salaries.....	71,250.23
Compensation.....	337.50
Capitol Buildings, Mansion and Grounds:	
Salaries.....	24,480.39
Labor.....	624.00
State Elective Offices and Departments:	
Salaries.....	229,855.93
Compensation.....	8,686.58
State Appointive Offices, Commissions and Boards:	
Salaries.....	395,194.64
Compensation.....	56,187.52
Agricultural Experiment Station:	
Salaries.....	83,786.45
Labor.....	1,038.10
State Geological and Economic Survey:	
Salaries.....	12,118.30
Compensation.....	13,457.97
Total Salaries, Labor and Compensation	\$ 2,730,944.49
Legal services and attorney fees.....	1,261.45
Traveling expense and expense accounts.....	187,360.45
Repairs and improvements.....	240,729.94
Repairs and improvements from current expense.....	18,431.20
Buildings and land.....	413,929.83
Rent of land, houses and offices.....	7,026.56
Postage.....	26,922.18
Telephone.....	12,742.18
Telephone tolls.....	4,740.20
Telegraph.....	5,772.49
Freight.....	29,686.20
Express.....	4,700.48
Drayage.....	3,990.68
Freight, express and drayage.....	3,399.24
Office furniture.....	9,698.61
Stationery.....	17,853.14

Office supplies.....	13,580.91
Adding machines.....	2,535.08
Typewriters and Repairs.....	7,110.39
Mimeograph and addressograph supplies.....	1,318.10
Dictograph and Multigraph.....	2,056.80
Beef.....	73,948.98
Pork.....	13,867.01
Poultry.....	3,041.71
Fish.....	940.11
Oysters.....	641.09
Bologna and sausage.....	337.83
Canned meats.....	8,497.12
Eggs.....	8,764.61
Butter.....	8,952.78
Oleomargarine.....	14,934.75
Lard.....	7,311.89
Milk.....	10,380.68
Ice cream.....	319.60
Cheese.....	3,913.75
Flour.....	66,195.31
Meal.....	1,462.16
Bread.....	16,033.58
Crackers.....	1,770.47
Macaroni.....	1,769.43
Hominy.....	2,319.83
Sugar.....	37,234.73
Coffee.....	9,170.52
Tea.....	151.70
Potatoes.....	14,289.55
Beans.....	11,415.11
Onions.....	902.43
Cabbage and kraut.....	1,851.58
Rice.....	5,029.82
Cereals.....	7,425.45
Canned tomatoes.....	2,179.95
Canned corn.....	4,077.32
Canned beans.....	141.05
Canned peas.....	4,986.72
Other canned vegetables.....	2,089.88
Fresh tomatoes.....	2,250.69
Fresh corn.....	285.47
Fresh beans.....	1,942.76
Fresh peas.....	20.55
Other fresh vegetables.....	1,602.24
Canned pineapple.....	365.29
Canned cherries.....	1,251.10
Canned peaches.....	4,194.41
Canned pears.....	3,478.55
Canned plums.....	1,354.90
Canned apricots.....	2,750.05
Canned apples.....	502.90
Other canned fruit.....	1,040.90
Fresh peaches.....	604.15
Fresh pears.....	113.00
Fresh plums.....	16.80
Fresh apples.....	5,436.67
Bananas and oranges.....	375.22
Other fresh fruits.....	3,878.38
Dried peaches.....	7,227.25
Dried prunes.....	6,889.89
Dried apples.....	3,159.32
Figs and raisins.....	2,297.97
Other dried fruit.....	2,862.45

Syrup .....	5,551.04
Pepper .....	272.02
Salt .....	1,398.08
Spices .....	48.06
Yeast .....	1,447.45
Baking powder .....	880.08
Vinegar .....	640.81
Ketchup and sauces .....	379.00
Flavoring extracts .....	267.03
Dried corn .....	981.43
Other food supplies .....	4,406.17
Canning supplies .....	4,289.55
Tobacco .....	2,517.76
Snuff .....	608.97
Laundry .....	12,356.91
Laundry soap .....	10,415.97
Toilet soap .....	2,412.27
Gold dust .....	150.60
Alum .....	312.40
Ammonia .....	460.83
Other cleansers .....	4,245.88
Other laundry supplies .....	1,775.03
Supplies for making brooms .....	3,307.24
Brooms .....	2,093.82
Mops and brushes .....	2,593.13
Toilet paper .....	3,120.88
Disinfectants .....	1,374.77
Firehose and extinguishers .....	5,177.33
Other janitor supplies .....	5,251.45
Table silver .....	960.65
Table china .....	3,762.79
Kitchen equipment .....	8,226.24
Kitchen utensils .....	3,004.56
Food carriers .....	281.11
Chairs .....	4,579.92
Tables .....	2,136.66
School desks .....	2,014.35
Furniture and fixtures (Temporary Capitol Building) .....	91,536.06
Other furniture .....	1,936.19
Carpets and rugs .....	3,335.55
Mattresses .....	2,759.57
Quilts and blankets .....	4,309.26
Sheets and cases .....	1,254.94
Upholster supplies .....	408.52
Other bedding .....	145.98
Other household supplies .....	1,520.61
Shoes .....	9,585.59
Shoe repairs .....	2,025.92
Leather .....	2,916.27
Underwear .....	559.35
Clothing .....	26,960.97
Dry goods .....	35,696.88
Notions .....	969.87
Window shades and curtains .....	1,838.18
Amusements .....	1,106.00
Religious service .....	273.10
Funeral expense .....	5,336.79
Transportation, patients, pupils and inmates .....	8,626.12
Expense escaped patients .....	1,792.56
Rewards .....	2,225.08
Maryland School for Blind, tuition and clothing .....	5,144.00
Allegheny Hospital, treatment patients .....	102.50
Room and board for children .....	151.25



Graduation pins, for nurses.....	94.50
Photos and supplies.....	3,134.56
Coal.....	52,413.38
Gas.....	84,693.93
Electricity.....	15,524.41
Gasoline.....	5,823.28
Lubricating oil.....	4,814.24
Illuminating oil.....	2,627.84
Water.....	14,071.46
Ice.....	4,828.91
Gas fixtures.....	1,161.34
Electric fixtures and supplies.....	15,550.47
Plumbing supplies.....	5,395.47
Barbering and supplies.....	213.75
Premium on official bonds.....	724.00
Premium on alcohol bonds.....	15.00
Premium on insurance, supreme court reports.....	8,462.67
Premium on insurance, public buildings.....	37,218.44
Notary fees.....	18.75
Cattle.....	11,022.67
Horses.....	4,778.50
Hogs.....	1,375.49
Chickens.....	278.08
Dairy feed.....	8,307.24
Corn.....	4,589.16
Oats.....	7,296.78
Chop and middlings.....	5,023.22
Bran.....	1,914.25
Hay.....	5,212.49
Baling hay.....	208.01
Straw.....	558.42
Other feed.....	2,728.25
Threshing grain.....	183.50
Sacks and bags.....	366.77
Fertilizer.....	3,878.00
Seeds.....	5,541.07
Plants.....	1,521.44
Boxes and baskets.....	303.90
Poultry supplies.....	1,525.88
Dairy supplies.....	4,753.96
Vehicles.....	665.88
Autos.....	2,783.63
Harness and stable supplies.....	997.81
Vehicle repairs.....	107.13
Auto repairs and supplies.....	8,023.56
Blacksmithing and material.....	1,435.26
Paint, oil and varnish.....	729.54
Engine room supplies.....	2,464.29
Engine room repairs.....	2,110.01
Farm machinery.....	5,478.42
Farm tools.....	1,714.83
Other machinery and tools.....	691.41
Other farm supplies.....	1,189.46
Miscellaneous hardware.....	12,414.41
Library books.....	17,409.15
Text books and school supplies.....	39,559.87
Maps.....	463.63
Newspapers.....	2,356.41
Magazines.....	2,753.99
Other publications.....	631.36
Printing and advertising.....	8,756.95
Drugs and chemicals.....	19,055.81
Drug equipment.....	296.41

Surgical instruments.....	1,518.64
Surgical supplies.....	3,216.24
Gauze.....	6,122.70
X-Ray and supplies.....	3,048.12
Hospital furniture.....	247.41
Other hospital supplies.....	3,187.94
Medical attendance.....	2,012.15
Dental work.....	205.75
Veterinary service and supplies.....	506.60
Sputum cups and fillers.....	673.94
Transfers and refund.....	64,837.26
Association dues.....	549.70
Refunds to students and patients.....	1,718.32
Advance allowances.....	7,247.16
Printers supplies.....	10,038.02
County orders returned (W. Va. Penitentiary).....	4,447.13
Discharge of prisoners (W. Va. Penitentiary).....	2,638.34
Expense parole board (W. Va. Penitentiary).....	310.08
Aid to local schools.....	653,757.50
State Aid to General School Fund from General Revenue.....	50,000.00
Return of temporary transfer to General School fund....	20,000.00
Accrued interest on purchase for School Fund.....	1,050.28
Investment of Endowment Fund—Gassaway Bonds.....	10,126.66
Tuition.....	120.61
Diplomas.....	\$ 2,332.83
Printing school papers.....	2,499.10
Cadet Supplies.....	5,397.09
Model school supplies.....	770.66
Prizes and awards.....	520.91
Public exercises.....	4,481.33
Expense of Farmers Week.....	503.50
Catalogues and Bulletins.....	11,393.14
Manual training supplies.....	1,114.97
Home economics supplies.....	5,803.87
Athletic supplies and expenses.....	38,650.04
Engineering supplies.....	10,754.86
Groceries for Reyman Farm.....	816.63
Supplies for cheese factory.....	2,564.99
Supplies for creamery.....	6,412.32
Laboratory equipment.....	30,818.83
Subjects.....	597.76
Supplies.....	1,848.70
Musical instruments and supplies.....	3,049.79
Supplies for Medical School.....	2,053.37
Supplies for Horticultural Department.....	907.84
Supplies for demonstration.....	1,188.08
Supplies for Plant Department.....	87.19
Advanced Registry Testing.....	724.64
Boarding House salaries.....	27,296.92
Food supplies.....	116,114.00
Other expenses.....	19,298.46
Supplies for coal mine (W. Va. Penitentiary).....	\$ 4,622.32
Maps and reports (Geological Survey).....	9,787.75
Equipment and supplies for Packing House.....	6,516.32
Treatment of laborers and others—Sundry Hospitals....	61,375.12
Expense subduing forest fires.....	298.00
Supplies for lookout stations.....	343.41
Reporting fires (Fire Marshal).....	101.10
Virginia Debt Expense.....	2,172.49
Union Trust Co—Payment of loan.....	20,193.32
Interest on loan (Treasurer's Office).....	29.34
A. C. Blake, compensation for injury.....	326.00
Expense Oil & Gas Tax litigation.....	44,040.26

Printing, Binding and Stationery.....		215,476.93
Printing and binding Court Reports.....		5,571.12
Publishing Sale of Delinquent Lands.....		3,170.17
Reception for Members of Legislature.....		478.34
Films and supplies.....		3,664.13
Stock food stamps and fertilizer tags.....		1,907.83
Sprayer and supplies.....		530.24
Bee department supplies.....		260.85
Expense exhibit Wheeling Fair.....		249.66
Scholarship—Boys' and Girls' Clubs.....		800.00
Entertainment Boys' Club winner.....		114.85
Supplies for exhibit.....		529.53
Witness fees and criminal charges.....	91,877.12	
Mine rescue car, equipment and supplies.....		2,326.00
Mine rescue stations, equipment and supplies.....		3,188.72
Board for children.....		382.38
Court costs.....		84.33
Red Cross seals.....		20.00
Maintenance at hospitals (Health Department).....		229.00
Expense—Presidential electors.....		412.00
Expense—Governor's conference.....		150.00
Inaugural expense.....	2,928.09	
Expense of Bar examination.....		279.72
Legislative hand book and manual.....		8,000.00
West Virginia Legislature.....	318,088.13	
Miscellaneous appropriations by Legislature.....		32,978.13
Temporary Capitol building.....		109,508.17
Department of Public Safety:		
Salaries.....		84,122.25
Transportation and travel.....		10,736.82
Subsistence.....		46,007.55
Horses, feed and equipment.....		16,617.79
Autos and supplies.....		10,786.23
Uniforms, clothing and equipment.....		27,102.99
Rent and commutation of quarters.....		1,235.23
Premium, W. C. F. and bonds of men.....		2,779.38
Office supplies and expense.....		4,032.76
Fire arms and ammunition.....		5,726.70
Legal services.....		1,124.03
Sundry supplies and expenses.....		1,653.96
Grand Total.....		\$ 7,238,442.91
Less refund to appropriations.....	\$ 26,391.15	
Less discounts for cash.....	3,576.63	
Less freight paid and deducted.....	1,491.69	31,459.47
Total.....		\$ 7,206,983.44
Virginia Debt.....		\$ 2,087,741.16
State Road Commission.....		1,747,757.78
Net Total or amount expended.....		\$11,042,482.38

**GENERAL REVENUE APPROPRIATIONS CANCELED BY EXPIRATION.**

The following table shows General Revenue Appropriations remaining unexpended August 29, 1921, which canceled by expiration (Section 8 of Chapter 17 provided that appropriations remaining undrawn at the end of three years after passage of the appropriation act shall cancel); as amended by 1917 Legislature provides that all undrawn appropriations (except for Buildings and Lands) shall expire sixty days after end of year for which appropriated. The sixty days being allowed for payment of former year bills.

Governor's Office:	
Salaries of clerks and stenographers . . . . .	\$ 322.50
Governor's Mansion and Grounds:	
Repairs . . . . .	725.75
Furniture and furnishings . . . . .	366.22
Civil Contingent (Governor's) . . . . .	1,417.72
Pardon Attorney:	
Salary of stenographers . . . . .	40.00
Current and contingent expense . . . . .	10.59
Agriculture, Department of:	
Salaries of clerks and stenographers . . . . .	178.36
Diseased animals . . . . .	.04
Current and contingent expense . . . . .	377.51
Traveling expenses of Commissioner . . . . .	1.53
Treasurer's Office:	
Salaries clerks and stenographers . . . . .	61.91
Supreme Court:	
Salary of crier . . . . .	4.00
Circuit Courts:	
Compensation special judges . . . . .	300.00
Mileage of judges . . . . .	1,086.60
Labor Fund, Capitol Bldg. and Grounds:	
Salaries of janitors . . . . .	479.61
Capitol Building and Grounds:	
Heat, water and light . . . . .	1,144.93
Adjutant General's Office:	
Purchase of safe . . . . .	12.50
Department of Public Safety:	
Expenses . . . . .	4,053.90
Printing and binding Supreme Court Reports . . . . .	2,446.88
State Tax Commission:	
Expense of office . . . . .	150.94
Expense of uniform system public accounting . . . . .	1,055.06
Auditing state departments . . . . .	77.50
Expense Excise Tax collection . . . . .	5.22
Labor Bureau:	
Contingent weights and measures . . . . .	202.30
Travel of factory inspectors . . . . .	28.29
Travel of weights and measures . . . . .	24.03
Current and contingent expenses . . . . .	139.58
Banking Commissioner:	
Salaries of assistants . . . . .	59.45
Salary of stenographers . . . . .	607.50
Current and contingent . . . . .	25.17
Mining Department:	
Salaries of inspectors . . . . .	125.00
Expense of sand and lime inspector . . . . .	75.89
Contingent expenses . . . . .	1.23
Archives and History:	
Salary of stenographer . . . . .	41.86
Salary of librarian . . . . .	500.00
Salary of cataloguer . . . . .	470.00
Current and contingent . . . . .	223.50
Purchase of books . . . . .	.64

Inauguration expense.....	571.91
Criminal Charges.....	.73
Support of lunatics in jail.....	2,000.00
State Senate:	
Contingent expense.....	790.41
Mileage of members.....	45.40
Per diem of members.....	96.00
House of Delegates:	
Per diem of officers and attaches.....	1,356.00
Mileage of members.....	533.20
Contingent expense.....	6,596.39
Miscellaneous.....	2.85
Spencer State Hospital:	
Current general expenses.....	4,209.54
Repairs and improvements.....	281.99
Colored Hospital for Insane:	
Current general expenses.....	5,416.33
Colored Orphans Home:	
Current general expenses.....	7,175.21
Industrial School for Boys:	
Repairs and improvements.....	30.98
State Board of Childrens Guardians:	
Current general expenses.....	530.19
Geological Survey:	
To complete work.....	393.58
Field expenses.....	532.92
Stream gauging.....	54.85
Game and Fish Warden:	
Mileage and travel of warden.....	94.00
Current and contingent of warden.....	209.61
Contingent of deputies.....	400.04
Rumseyan Society.....	181.02
Berkeley Springs Board.....	53.27
Treatment of Laborers and Others:	
Ohio Valley Hospital.....	418.50
Glendale Hospital.....	1,901.38
St. Francis Hospital.....	1,782.00
Huntington General Hospital.....	1,500.00
Mt. Hope Hospital.....	2,310.00
Guthrie Hospital.....	1,000.00
Mason Hospital.....	2,500.00
Grafton Hospital.....	881.00
Roane County Hospital.....	788.00
View Point Hospital.....	5,000.00
Hinton Hospital.....	2,444.00
Experiment Station:	
Current general expenses.....	105.16
Marshal College Normal School:	
Current general expense.....	4.20
Repairs and improvements.....	1.56
Salaries.....	1,968.48
Vocational education.....	6.34
Fairmont Normal School:	
Current general expense.....	117.86
Shepherd College Normal Schools:	
Salaries of officers, teachers and employees.....	376.58
Colored Deaf and Blind School:	
Current general expenses.....	3,872.60
Collegiate Institute:	
Current general expense.....	1,385.46
Repairs and improvements.....	3.91
Bluefield Colored Institute:	
Current general expense.....	42.43
Salaries of officers, teachers and employees.....	625.11
<b>Total.....</b>	<b>\$ 77,434.70</b>

## GENERAL REVENUE APPROPRIATION IN EFFECT JULY 1, 1921.

The following table shows appropriations for the years ending June 30, 1922 and June 30, 1923 including appropriations carried over from preceding year and payable out of "State Fund—General Revenue."

	1 For year ending June 30, 1921 in effect to August 29, 1921	2 For year ending June 30, 1922	3 For year ending June 30, 1923
<i>Auditor's Office:</i>			
Salary of Auditor	\$ 396.92	5,000.00	5,000.00
Salaries of clerks, stenographers, etc.	1,426.42	44,400.00	44,400.00
Current general expenses	189.63	4,000.00	4,000.00
Expense of Insurance Department		17,000.00	17,000.00
Enforcement Speculative Security Act		5,000.00	5,000.00
Purchase of file cases	6,659.76		
Preparing index to land grants	3,500.00		
<i>Attorney General's Office:</i>			
Salary of Attorney General		5,000.00	5,000.00
Salary of first assistant to Attorney General		4,500.00	4,500.00
Salary of second assistant to Attorney General		4,200.00	4,200.00
Salary of third assistant to Attorney General		4,000.00	4,000.00
Salary of Printing Clerk		3,000.00	3,000.00
Salary of Reading Clerk		1,800.00	1,800.00
Salaries of stenographers and clerks		5,000.00	5,000.00
Current general expense		3,000.00	3,000.00
To replace law books destroyed by fire	8.02	4,000.00	
Reprinting and binding nine volumes Supreme Court reports	30,000.00		
<i>Governor's Office:</i>			
Salary of Governor		10,000.00	10,000.00
Salary of private secretary		4,500.00	4,500.00

Salaries of stenographers.....	322.50	7,500.00	4,000.00
Washington Monument and Markers Commission.....			1,500.00
<i>Parson Attorney's Office:</i>			500.00
Salary of pardon attorney.....	40.00		
Current general expense.....	23.44		
<i>Governor's Mansion and Grounds:</i>			
Current general expenses.....	366.22	10,000.00	10,000.00
Repairs and improvements.....	843.45	5,000.00	5,000.00
Ground and construction, new mansion.....		82,500.00	82,500.00
<i>Civil Contingent Fund</i> .....	1,583.95	20,000.00	20,000.00
<i>Treasurer's Office:</i>			
Salary of Treasurer.....		5,000.00	5,000.00
Salaries of clerks and other assistants.....	61.91	19,800.00	19,800.00
Current general expenses.....		4,500.00	4,500.00
Filing cases in vault.....		3,000.00	3,000.00
<i>Secretary of State's Office:</i>			
Salary of Secretary of State.....		5,000.00	5,000.00
Expenses of office including salaries of clerks.....		21,000.00	21,000.00
<i>Department of Agriculture:</i>			
Salary of Commissioner of Agriculture.....	178.36	5,000.00	5,000.00
Salaries of clerks and stenographers.....		10,000.00	10,000.00
Salary of Chief, Bureau of Markets.....		2,400.00	2,400.00
Travel expense of Chief, Bureau of Markets.....	83.13	1,000.00	1,000.00
Travel expense of the Commissioner.....	1.53	1,000.00	1,000.00
Current general expenses.....	690.03	5,000.00	5,000.00
Discused animals.....	4.87	20,000.00	20,000.00
Crop pest, horticultural and trucking.....	17.66	20,000.00	20,000.00
Special agents, pure seed etc.....	153.63	15,000.00	15,000.00
Aid to Agricultural Fairs or Associations.....		25,000.00	25,000.00
<i>Supreme Court:</i>			
Salaries of Judges, Supreme Court.....		40,000.00	40,000.00
Salary of clerk.....		1,500.00	1,500.00
Salary of stenographer.....		1,800.00	1,800.00
Salary of deputy clerk.....		3,000.00	3,000.00
Salaries of law clerks.....		12,000.00	12,000.00

Salary of the crier.....	4.00	800.00	800.00
Mileage of Supreme Court Judges.....		500.00	500.00
Current general expenses.....	98.77	2,000.00	2,000.00
Printing and binding Supreme Court Reports.....	5,428.88	12,800.00	6,400.00
Expense of conducting examination of applicants to practice law.....		1,000.00	1,000.00
<i>Circuit Courts:</i>			
Salaries of judges, Circuit Courts.....		125,500.00	125,500.00
Compensation of special judges.....	405.00	2,000.00	2,000.00
Mileage of circuit court judges.....	1,118.20	3,000.00	3,000.00
<i>State Law Library:</i>			
Salary of librarian.....		3,000.00	3,000.00
Current general expenses.....		2,400.00	2,400.00
Purchase and binding books.....		2,500.00	2,500.00
<i>Criminal Charges:</i>	73	85,000.00	85,000.00
<i>Support of Lunatics in Jail.</i>	2,000.00		
<i>Adjutant General's Office:</i>			
Salary of Adjutant General.....		3,600.00	3,600.00
Support of the Militia.....		30,000.00	30,000.00
Purchase of safes.....	1,000.00		
<i>State Tax Commissioner's Office:</i>			
Salary of State Tax Commissioner.....	169.60	6,000.00	6,000.00
Expense of Tax Commissioner's Office.....	5.22	39,000.00	39,000.00
Expense of Excise Tax Department.....	64.03	12,500.00	12,500.00
Expense of prohibition enforcement.....		6,000.00	6,000.00
Salary of chief accountant.....	1,142.04	7,500.00	7,500.00
Expense of uniform system of accounting.....	77.50	11,000.00	11,000.00
Expense of auditing state departments.....		63,000.00	56,000.00
Collection gross sales and professional tax.....		25,000.00	25,000.00
Expenses relative to uniform assessment.....			
<i>State Prohibition Commissioner:</i>			
Salary of the Commissioner.....		3,750.00	5,000.00
Expenses of prohibition enforcement.....		37,500.00	50,000.00
<i>Public Service Commission:</i>			
Salaries of members.....		18,000.00	18,000.00
<i>Compensation Commissioner:</i>			
Salary of Commissioner.....		6,000.00	6,000.00



<b>Department of Mining:</b>			
Salary of chief	5,000.00	5,000.00	5,000.00
Salary of chief clerk	3,000.00	3,000.00	3,000.00
Salaries of twenty-two inspectors	66,000.00	66,000.00	66,000.00
Salary of statistical clerk	1,800.00	1,800.00	1,800.00
Salaries of stenographers	4,000.00	4,000.00	4,000.00
Traveling expense of chief and inspectors	22,000.00	22,000.00	22,000.00
Current general expenses	2,400.00	2,400.00	2,400.00
Salary sand and limestone mine inspectors	2,400.00	2,400.00	2,400.00
Traveling expense of inspectors sand and lime	1,200.00	1,200.00	1,200.00
Salary of director of rescue work	2,400.00	2,400.00	2,000.00
Expenses of director and maintaining rescue station	6,000.00	6,000.00	6,000.00
<b>Commissioner of Banking:</b>			
Salary of the commissioner	5,000.00	5,000.00	5,000.00
Salaries of four assistants	14,000.00	14,000.00	14,000.00
Salary of chief clerk	2,400.00	2,400.00	2,400.00
Salary of stenographer	607.50	1,800.00	1,800.00
Traveling expenses of commissioner and assistants	497.86	7,500.00	7,500.00
Current general expenses	84.67	1,500.00	1,500.00
<b>Bureau of Labor and Department of Weights and Measures:</b>			
Salary of Commissioner of Labor	3,600.00	3,600.00	3,600.00
Salaries of four factory inspectors	7,200.00	7,200.00	7,200.00
Salaries of inspectors, weights and measures	3,600.00	3,600.00	3,600.00
Salary of chief clerk	2,400.00	2,400.00	2,400.00
Salary of assistant clerks	1,800.00	1,800.00	1,800.00
Salary of statistical clerk	1,500.00	1,500.00	1,500.00
Current general expenses, weights and measures	305.69	3,000.00	3,000.00
Current general expenses, Bureau of Labor	293.71	2,500.00	2,500.00
Traveling expenses of the commissioner and factory inspectors	41.14	7,500.00	7,500.00
Traveling expenses of inspectors of weights and measures	24.03	3,000.00	3,000.00
<b>Department of Archives and History:</b>			
Salary of State Historian and archivist	2,700.00	2,700.00	2,700.00
Salary of the Curator	2,000.00	2,000.00	2,000.00
Salary of the Librarian	500.00	1,800.00	1,800.00
Salary of the stenographer	41.86	1,500.00	1,500.00
Salary of the catalogue	470.00	1,500.00	1,500.00

Salary of the messenger and janitor.....	1,200.00	1,200.00	1,200.00
Current general expenses.....	2,000.00	2,000.00	2,000.00
Purchase of books and papers.....	1,500.00	1,500.00	1,500.00
Fire proof safe cabinet.....	700.00	700.00	700.00
<i>State Health Department:</i>			
Salary of the commissioner.....	4,800.00	4,800.00	4,800.00
Current general expense.....	60,000.00	60,000.00	60,000.00
Bureau of Venereal diseases.....	10,000.00	10,000.00	10,000.00
<i>Capitol Buildings and Grounds:</i>			
Water, light, heat and current expenses.....	2,009.25	2,009.25	25,000.00
Repairs and improvements.....	24,719.97	16,000.00	16,000.00
Construction and equipment of temporary capitol.....	3,272.24		
Repairs to annex.....	19,032.15		
Removing wreckage old building.....			
Capitol and Office building.....	750,000.00	1,500,000.00	1,500,000.00
<i>Labor Funds, Capitol Building:</i>			
Salary of chief janitor.....	479.61	1,800.00	1,800.00
Salaries of engineers, watchmen, janitors and charwomen.....		27,000.00	27,000.00
<i>Keeper of Rolls:</i>		300.00	300.00
<i>Legislative Hand Book, Manual and Officers Register:</i>			
Editing, compiling and publishing.....		8,000.00	12,000.00
<i>Printing, Binding and Stationery:</i>			
State Departments.....	8,668.50	100,000.00	100,000.00
Legislative.....	75,000.00		
<i>State Stinking Fund Commission:</i>			
Expenses including compensation of assistants.....		8,000.00	8,000.00
<i>Re-Codification Commission:</i>			
Salaries of the Commissioners.....		18,000.00	18,000.00
Expenses, including compensation of assistants.....		15,000.00	15,000.00
<i>World War—Soldiers, Sailors and Marines:</i>			
For relief of sick, indigent or disabled.....		50,000.00	50,000.00
<i>Child Welfare Commission:</i>			
Salary of secretary and other necessary expenses.....	4,750.00	4,750.00	4,750.00
<i>Bureau of Colored Welfare and Statistics:</i>			
Salary of the director.....	3,600.00	3,600.00	3,600.00
Traveling and all other expenses.....	2,500.00	2,500.00	2,500.00

<b>General School Fund:</b>			
Supplement to General School Fund.....	1,000,000.00	1,000,000.00	1,000,000.00
<b>Emergency Appropriation:</b>			
To meet emergencies that arise during the time the Legislature is not in session. ....	50,000.00	50,000.00	50,000.00
<b>Oil and Gas Tax Transportation:</b>			
Counsel fees, court costs and other expenses.....	32,376.69		
<b>Pennsylvania and Ohio vs. the State of W. Va.:</b>			
Counsel fees, court costs and other expenses.....	28,616.96		
<b>Inauguration Expenses of the Governor</b>			
Widow of Charles Walker.....	371.91		
	1,200.00		
<b>State Senate:</b>			
Salaries of members.....	15,000.00	15,000.00	15,000.00
Contingent fund.....	872.41		
Mileage of members.....	45.40		
<b>House of Delegates:</b>			
Salaries of members.....	96.00	47,000.00	47,000.00
Contingent fund.....	6,657.59		
Mileage of members.....	533.20		
Per diem of officers and attaches.....	1,356.00		
Miscellaneous.....	2.85		
<b>State Board of Control:</b>			
Salaries of members.....	15,000.00	15,000.00	15,000.00
Salaries of secretary, buyer, superintendent of construction, bookkeeper and other assistants.....	25,000.00	25,000.00	25,000.00
Salaries of stenographers.....	13,500.00	13,500.00	13,500.00
Traveling expenses.....	2,500.00	2,500.00	2,500.00
Current general expenses.....	5,000.00	5,000.00	5,000.00
<b>Huntington State Hospital:</b>			
Current general expenses.....	125,000.00	125,000.00	125,000.00
Repairs and improvements.....	2,521.94	12,500.00	12,500.00
Buildings and land.....	28,666.60	20,000.00	20,000.00
<b>Spencer State Hospital:</b>			
Current general expenses.....	12,174.06	125,000.00	125,000.00
Repairs and improvements.....	1,102.45	12,500.00	12,500.00
For sewerage.....		25,000.00	25,000.00

<i>Weston State Hospital:</i>			
Current general expenses.....	210,000.00		210,000.00
Repairs and improvements.....	25,000.00		25,000.00
Buildings and land.....	6,000.00		6,000.00
<i>State Colored Hospital for Insane:</i>			
Current general expenses.....	5,000.00		25,000.00
Buildings and land.....	82,481.93		75,000.00
<i>Welch Hospital No. 1:</i>			
Current general expenses.....			45,000.00
Repairs and improvements.....	1,018.51		15,000.00
<i>McKendree Hospital No. 2:</i>			
Current general expenses.....			28,000.00
Repair and improvements.....	751.62		5,000.00
<i>Fairmont Hospital No. 3:</i>			
Current general expenses.....	2,451.73		28,000.00
Repairs and improvements.....			5,000.00
<i>State Tuberculosis Sanitarium:</i>			
Current general expenses.....			100,000.00
Repairs and improvements.....			20,000.00
Buildings and land.....			37,500.00
<i>State Colored Tuberculosis Sanitarium:</i>			
Current general expenses.....	895.96		22,500.00
Repairs and improvements.....	887.57		5,000.00
<i>West Virginia Industrial School for Boys:</i>			
Current general expenses.....			92,000.00
Repairs and improvements.....	30.98		15,000.00
Building and Land—School building.....			50,000.00
Buildings and land.....			10,000.00
<i>West Virginia Industrial School for Girls:</i>			
Current general expenses.....	1,740.60		35,000.00
Repairs and improvements.....	1,496.12		10,000.00
<i>West Virginia Childrens Home:</i>			
Current general expenses.....			12,500.00
Repairs and improvements.....			2,500.00
Buildings and land.....			2,500.00
<i>State Industrial School for Colored Boys:</i>			
Buildings and land.....			75,000.00

<i>State Industrial Home for Colored Girls:</i>			
Buildings and land.....	25,000.00	25,000.00	25,000.00
<i>West Virginia Colored Orphans Home:</i>			
Current general expenses.....	7,700.32	5,000.00	12,500.00
Buildings and land.....		12,500.00	12,500.00
<i>State Board of Childrens' Guardians:</i>			
Salaries, traveling and current general expenses.....	1,996.23	36,500.00	36,500.00
<i>State Geologic and Economic Survey:</i>			
Co-operative and topographic mapping.....	5,373.10	20,000.00	20,000.00
Publication of reports and maps.....	4,997.55	5,000.00	5,000.00
Field and other expenses.....	713.30	2,000.00	2,000.00
Salaries.....		16,400.00	16,400.00
Soil studies.....	111.69	600.00	600.00
Stream gauging.....	167.41	500.00	500.00
<i>Forestry, Game and Fish:</i>			
Salary of warden.....	150.00	150.00	.....
Salaries of two chief deputies.....	200.00	200.00	.....
Current, contingent, mileage and traveling expenses of warden.....	439.61	100.00	.....
Current, contingent, mileage and traveling expenses of deputies.....	502.66	100.00	.....
<i>Point Pleasant Battle Monument Commission:</i>			
Maintenance Tu-Endie-Wci Park.....	83.37	1,500.00	1,500.00
Completing retaining wall.....	1,034.63	2,500.00	2,500.00
Repairing damaged monument.....		2,000.00	.....
<i>Runseyan Society:</i>			
Maintenance of grounds.....	367.12	500.00	500.00
<i>Berkley Springs Board:</i>			
.....	53.27	500.00	500.00
<i>Commissioners of Pharmacy:</i>			
Insurance on Public Buildings.....	31.58	3,500.00	3,500.00
<i>Florence Crittenden Home, Wheeling:</i>			
.....	300.00	50,000.00	50,000.00
<i>State Hotel Inspector:</i>			
Salary.....		1,500.00	1,500.00
Current general expenses.....		1,500.00	1,500.00
<i>West Virginia Penitentiary:</i>			
Emergency current general expenses.....		20,000.00	20,000.00
<i>Department of Public Safety:</i>			
Expenses of department.....	39,796.38	450,000.00	500,000.00

<i>Hill Crest Tuberculosis Sanitarium, Charleston:</i>			
Treatment.....	10,000.00	10,000.00	10,000.00
<i>Private Hospitals:</i>			
Treatment.....	50,000.00	50,000.00	50,000.00
<i>Care and Treatment of Drug Addicts</i>	5,000.00	10,000.00	10,000.00
<i>Storer College:</i>	3,000.00	3,000.00	3,000.00
<i>West Virginia University:</i>			
Salaries of officers, teachers and employees.....	19,758.25	400,000.00	425,000.00
Current general expenses.....		150,000.00	150,000.00
Agricultural, horticultural.....		80,000.00	80,000.00
Athletic expense.....		10,000.00	10,000.00
Mining and industrial extension.....	2.33	15,000.00	15,000.00
Repairs and improvements.....		50,000.00	50,000.00
Buildings and land (Law Building).....		50,000.00	50,000.00
Buildings and Land (Chemistry Building).....	122,958.28	200,000.00	200,000.00
Building and Land (Physical Education Bldg.).....		150,000.00	150,000.00
<i>Agricultural Experiment Station:</i>			
Salaries of officers, technical staff and labor.....	2,214.91	50,000.00	50,000.00
Current general expenses.....	105.16	25,000.00	25,000.00
Repairs and improvements.....		15,000.00	15,000.00
Buildings and land.....		30,000.00	30,000.00
Four H Camp, Boys and Girls work.....		10,000.00	5,000.00
Reyman Farm Building.....	10,226.25		
<i>Community Packing House:</i>			
Current general expense.....	27.20	6,000.00	6,000.00
Building and land.....		15,000.00	15,000.00
<i>New River State School—Montgomery:</i>			
Salaries officers, teachers and employees.....	214.62	25,000.00	25,000.00
Current general expense.....		5,000.00	5,000.00
Repairs and improvements.....		12,500.00	12,500.00
Buildings and land.....		2,000.00	2,000.00
Vocational.....	710.00		
<i>Potomac State School—Keyser:</i>			
Salaries officers, teachers and employees.....	1,904.96	30,000.00	30,000.00
Current general expenses.....	84.28	15,000.00	15,000.00
Repairs and improvements.....		10,000.00	10,000.00

Building and land.....	220.33	40,000.00	40,000.00
Farm equipment.....		2,500.00	2,500.00
<i>Marshall College:</i>			
Salaries officers, teachers and employees.....	10,338.64	125,000.00	135,000.00
Current general expenses.....	1,888.10	25,000.00	25,000.00
Library books and equipment.....		5,000.00	5,000.00
Repairs and improvements.....	1,001.49	25,000.00	30,000.00
Building and land (to complete).....		35,000.00	35,000.00
Building and land.....	508.00	75,000.00	75,000.00
Vocational.....			
<i>Concord State Normal School:</i>			
Salaries officers, teachers and employees.....		44,000.00	48,000.00
Current general expenses.....		12,500.00	12,500.00
Repairs and improvements.....	247.94	12,500.00	12,500.00
Buildings and land (to complete).....		45,000.00	45,000.00
Buildings and land.....		85,000.00	85,000.00
<i>Fairmont State Normal School:</i>			
Salaries officers, teachers and employees.....	4,883.42	60,000.00	60,000.00
Current general expense.....	455.73	15,000.00	15,000.00
Repairs and improvements.....	785.98	15,000.00	15,000.00
Building and land (to complete dormitory).....	65,001.08	60,000.00	60,000.00
<i>Glenville State Normal School:</i>			
Salaries, officers, teachers and employees.....	\$ 2,460.43	40,000.00	40,000.00
Current general expenses.....		10,000.00	10,000.00
Repairs and improvements.....	1,285.17	7,500.00	7,500.00
Building and land (dormitory).....	37.96	30,000.00	30,000.00
Farm equipment, machinery and live stock.....		1,500.00	1,500.00
Physical Education Building and Land.....		7,500.00	7,500.00
<i>Shepherd College State Normal School:</i>			
Salaries officers, teachers and employees.....	3,878.22	34,000.00	38,000.00
Current general expense.....	111.15	8,000.00	8,000.00
Repairs and improvements.....		2,500.00	2,500.00
Building and land.....		12,500.00	12,500.00
<i>West Liberty State Normal School:</i>			
Salaries officers, teachers and employees.....	2,109.70	25,000.00	27,500.00
Current general expense.....		10,000.00	10,000.00

Repairs and improvements.....				15,000.00	15,000.00
Building and land.....				15,000.00	15,000.00
<i>West Virginia School for the Deaf and Blind:</i>					
Salaries officers, teachers and employees.....			2,440.66	55,000.00	60,000.00
Current general expense.....				60,000.00	60,000.00
Repairs and improvements.....			3,999.29	15,000.00	15,000.00
Building and land.....			40,348.98	40,000.00	40,000.00
Sewerage system.....				5,000.00	5,000.00
<i>Colored Deaf and Blind School:</i>					
Current general expenses.....			8,003.69		10,000.00
Buildings and land.....			30,000.00		10,000.00
<i>West Virginia Collegiate Institute:</i>					
Salaries officers, teachers and employees.....			2,121.62	64,000.00	64,000.00
Current general expenses.....			4,948.49	25,000.00	30,000.00
Repairs and improvements.....			3.91	25,000.00	25,000.00
Buildings and land (complete Dawson Hall).....				61,282.46	
Buildings and land.....				50,000.00	75,000.00
<i>Bluefield Colored Institute:</i>					
Salaries officers, teachers and employees.....			2,623.51	27,750.00	27,750.00
Current general expense.....			52.43	6,000.00	6,000.00
Repairs and improvements.....			8.28	6,000.00	6,000.00
Buildings and land.....				8,000.00	40,000.00
Total.....			\$ 870,744.12	\$ 8,158,982.46	\$ 9,032,300.00
Deduct appropriations which remain unexpended Aug. 29, 1921, and which canceled on said date \$77,434.70 plus \$242,131.07 for payment of bills incurred prior to July 1, 1921.....					
			319,565.77		
Net Totals.....			\$ 551,178.35	\$ 8,158,982.46	\$ 9,032,300.00

The above listed appropriations do not include payment on the Virginia Debt, the annual requirement for which will be approximately principal \$675,000.00, interest \$400,000.00, total \$1,075,000.00



Note—The appropriation shown in the first column except for Buildings and Land remained in effect until August 29, 1921, for the payment of former years' bills only. The appropriations for Buildings and Land remain in effect until Feb. 21, 1922. The net total of the first column consists of appropriations for Buildings and Land, and sundry purposes, as follows:

<b>Buildings and Land:</b>		
West Virginia University.....	\$	122,801.30
Experiment Station.....		8,440.24
Potomac School.....		120.33
Fairmont Normal School.....		62,557.98
Glennville Normal School.....		29,792.87
Deaf and Blind School.....		37.96
Colored Deaf and Blind School.....		27,800.00
Weston Hospital.....		12,000.00
Huntington Hospital.....		25,564.85
Colored Hospital for Insane.....		82,291.93
Total.....	\$	371,047.46
<b>Sundry purposes:</b>		
Temporary Capitol and equipment.....		17,634.88
Wrecking old building.....		19,032.15
Auditors office, Land Grant Index.....		3,500.00
Oil and Gas Tax Transportation litigation.....		17,376.69
Suit, Pa. and Ohio vs. West Va.....		25,366.96
Reprinting 9 vol. Supreme Court Reports.....		29,400.00
Widow of Chas. Walker.....		1,100.00
Legislative Printing and Binding.....		66,360.21
Total.....	\$	179,770.89
Grand Total.....	\$	551,178.35

Recapitulation:			
Salaries of Legislature and Hand Book.....	\$	70,000.00	\$ 74,000.00
Buildings and Land.....		2,204,782.46	2,943,000.00
Repairs and Improvements.....		363,500.00	368,500.00
Department of Public Safety.....		450,000.00	500,000.00
Supplement General School Fund.....		1,000,000.00	1,000,000.00
All other expenditures.....		4,070,700.00	4,146,800.00
Totals.....	\$	8,158,982.46	\$ 9,032,300.00
Disbursed by Board of Control.....	\$	602,174.31	\$ 4,757,082.46
Disbursed by others.....		268,569.81	4,131,550.00
Tota's.....	\$	870,744.12	\$ 8,158,982.46
			\$ 9,032,300.00

GENERAL SCHOOL FUND APPROPRIATIONS IN EFFECT JULY 1, 1921

The following table shows appropriations for the year ending June 30, 1922, and June 30 1923 payable out of "General School Fund."

Salary of the superintendent of free schools.....	\$	5,000.00	\$ 5,000.00
Salary of Assistant Superintendent.....		3,300.00	3,300.00
Salary of Supervisor of Colored Schools.....		2,700.00	2,700.00
Salaries of Stenographers and Clerks.....		18,000.00	18,000.00
Inspection and Supervision of High Schools.....		3,000.00	3,000.00
Inspection and Supervision of Rural Schools.....		6,000.00	6,000.00
Expenses of Uniform Examination.....		12,000.00	12,000.00
Printing, Binding and Stationery.....		25,000.00	25,000.00
Expense of State Superintendent.....		66.44	500.00
Current General Expenses.....		366.47	6,000.00
Traveling and other expenses, Supervisors and Inspectors.....		371.33	7,500.00
Salaries and Expenses Sanitary Inspector.....		10,000.00	10,000.00
<i>State Board of Education</i>			
Salaries of Six Members.....		2,750.00	6,000.00
Salaries of two Advisory Members.....		500.00	2,000.00

Expenses of the six members.....	405.40	3,500.00	3,500.00
Expenses of the two advisory members.....	1.85	600.00	600.00
Salary and Expenses of Secretary and Director.....	305.75	5,000.00	5,000.00
Salary of clerks and stenographers.....		1,800.00	1,800.00
<i>General Expenses</i>			
State Aid to Classified High Schools.....	38,800.00	176,000.00	182,000.00
Salaries of County Superintendents.....	464.87	92,000.00	92,000.00
Compensation of Institute Instructors.....	176.55	15,000.00	15,000.00
To assist Federal Rehabilitation (Smith-Hughes).....	4,000.00	15,000.00	15,000.00
Vocational Education.....	1,350.95	25,000.00	25,000.00
Cost of Certification of Delinquent Taxes.....		10,000.00	10,000.00
<b>Total.....</b>	<b>\$ 49,559.61</b>	<b>\$ 450,900.00</b>	<b>\$ 456,900.00</b>

## STATE ROAD FUND APPROPRIATIONS IN EFFECT JULY 1, 1921

## ADMINISTRATION EXPENSE.

The following table shows appropriations for the year ending June 30, 1922, and June 30, 1923 payable out of "State Road Fund."

Salaries of the commissioners.....	\$ 725.53	\$ 22,500.00	\$ 22,500.00
Salaries of engineers, clerks, stenographers, property, accounting, recording and all other assistants.....	20.29	152,800.00	152,800.00
Bridge designs, plans and records and Testing material.....		64,000.00	64,000.00
Traveling expenses.....	858.45	20,000.00	20,000.00
Inspectors and supervisors of War Material.....		5,000.00	5,000.00
Office rent.....	17.52	15,000.00	15,500.00
Furniture and equipment.....	226.14	50,000.00	15,000.00
Current general expenses.....	5,667.60	14,500.00	15,000.00
Engineering expense Ch. 39, Acts 1919.....		21,700.00	21,700.00
<i>Automobile Bureau</i>			
Tags, purchase, freight, storage and postage.....		41,000.00	55,000.00
Salaries clerks, stenographers, field agents and expense of field agents.....	366.95	31,500.00	36,500.00
Current general expenses.....		19,500.00	21,500.00
<b>Totals.....</b>	<b>\$ 7,882.48</b>	<b>\$ 457,500.00</b>	<b>\$ 444,500.00</b>

State of West Virginia,

Office of State Tax Commissioner, to-wit:

I, Walter S. Hallanan, State Tax Commissioner and ex-Officio Chief Inspector and Supervisor of Public Offices under the provisions of Chapter 40 of the Acts of the Legislature of 1915, Regular Session, do hereby certify that the report of audit of the finances of the State of West Virginia appended hereto was made under my direction and supervision as such chief inspector, and that the same is a true and correct copy of said report.

Given under my hand this 30th day of October, 1921.

WALTER S. HALLANAN,  
State Tax Commissioner,  
Ex-Officio Chief Inspector.

# INDEX

	Page
State Tax Commissioner's Letter of transmittal to Governor.....	3
Letter of Chief Accountant submitting report.....	4
Summarized statement of receipts and disbursements:	
General School Fund.....	4
The School Fund.....	5
Workmen's Compensation Fund.....	6
State Fund—General Revenue.....	6
State Fund—Special Revenue.....	7
State Fund—Moneys belonging to counties, districts and municipalities.....	8
State Road Fund.....	9
Cash balance in State Treasury, July 1, 1921.....	10
Bonds and securities owned by State July 1, 1921, account investment of the School Fund and Workmen's Compensation Fund.....	11
Itemized list of above securities.....	380
Explanation of "General School Fund".....	11
Explanation of "The School Fund".....	11
Explanation of "Workmen's Compensation Fund".....	11
Explanation of "State Fund—General Revenue".....	12
Explanation of "State Fund—Special Revenue".....	12
Explanation of "State Fund—Moneys belonging to counties, districts and municipalities".....	12
Explanation of "State Road Fund".....	12
Actual conditions of "State Fund—General Revenue" July 1, 1921....	13
Estimated condition of "State Fund—General Revenue" June 30, 1922.....	14
The State's Financial Condition.....	15
Itemized list of appropriations unexpended June 30, 1921.....	404
Rate of direct levy for 1921.....	17
Oil and Gas Tax Litigation.....	
Special State Levy, Virginia Debt Fund.....	16
Expenditures for Permanent Improvements, 1907-1921.....	18
Percentage classification of expenditures.....	18
Per capita classification of expenditures.....	19
Classification of expenditures by items.....	24
Appropriations cancelled by expiration.....	15
Itemized estimate of "General Revenue Receipts" for year ending June 30 1922.....	25
Itemized estimate of "General Revenue Disbursements for year ending June 30, 1922.....	26
Itemized statement of receipts for year ending June 30, 1921:	
General School Fund.....	32
The School Fund.....	32
State Fund—General Revenue.....	34
Workmen's Compensation Fund.....	33
State Fund—Special Revenue.....	35
State Road Fund.....	41
Itemized statement of disbursements for year ending June 30, 1921:	
The School Fund.....	42
Workmen's Compensation Fund.....	42
General School Fund.....	42
State Fund—General Revenue.....	44
State Fund—Special Revenue.....	59
State Fund—Moneys belonging to counties, districts and municipalities.....	314
	360

Recapitulation of expenditures by others than State Board of Control— General Revenue.....	151
Recapitulation of expenditures by others than State Board of Control— Special Revenue.....	333
Recapitulation of expenditures by State Board of Control—General Revenue.....	313
Recapitulation of expenditures by State Board of Control—Special Revenue.....	357
Classification of expenditures for year ending June 30, 1921:	
Table No. 1—by appropriations.....	386
Table No. 2—by departments and institutions.....	392
Table No. 3—by items.....	396
Classification of Printing, Binding and Stationery.....	360
Table of appropriations cancelled by expiration.....	402
General Revenue appropriations in effect July 1, 1921.....	404
Certificate of State Tax Commissioner.....	418

Index to Expenditures for:


Acts and Journals, Distribution of.....	150	
Adjutant General's Office.....	95	315
Agriculture, Department of.....	71	317
Agricultural Experiment Station.....	259	353
Archives and History, Department of.....	102	
Attorney General's Office.....	62	
Auditor's Office.....	59	
Auditor's Office, Fire Marshal.....		314
Auditor's Office, Insurance Department.....	61	315
Banking Department, Commissioner of.....	97	
Barnett Hospital.....	235	
Berkeley Springs Board.....	238	
Bluefield Colored Institute.....	310	351
Board of Control, State.....	163	339
Board of Public Works.....	115	317
Capitol Building and Grounds.....	108	
Capitol Building, Temporary.....	112	
Children's Home, West Virginia.....	220	340
Childrens Guardians.....	224	
City Hospital.....	235	
Circuit Court.....	80	
Civil Contingent Fund.....	65	
Colored Orphan's Home, West Virginia.....	222	340
Colored Hospital for Insane.....	186	
Concord Normal School.....	280	355
Council of Defense War Fund.....		332
County Superintendent of Free Schools.....		54
Criminal Charges.....	84	
Education, State Board of.....		46
Extradition of Fugitives.....	90	
Dental Examiners, Board of.....		342
Department of Public Safety.....	152	
Embalmers, State Board of.....		342
Fairmont Hospital No. 3.....	196	339
Fairmont Normal School.....	284	355
Florence Crittenden Home.....	239	
Forestry, Game and Fish Warden.....	236	340
Geological and Economic Survey.....	230	340
Glenville Normal School.....	287	355
Governor's Mansion and Grounds.....	65	
Governor's Office.....	64	
Hand Book, Manual and Register.....	115	
Health, Department of.....	104	317
Hill Crest Sanitarium.....	235	
Hotel Inspector.....		341
Humane Society of West Virginia.....	224	
Huntington State Hospital.....	166	339
Hospitals, Sundry.....	234	
House of Delegates, 1920.....	124	
House of Delegates 1921.....	130	
Industrial Home for Girls.....	216	340
Industrial School for Boys.....	211	339
Institute Instructors, Compensation of.....		51
Insurance on Public Buildings.....		340
Keeper of Rolls.....	227	
King's Daughters' Hospital.....	115	
Labor, Bureau of.....	234	
Labor Fund, Capitol Building.....	115	
Law Library, State.....	234	
Legislature, 1920.....	115	

Legislature, 1921.....	130	
Marshall College.....	274	354
Mines, Department of.....	95	
Miscellaneous Appropriations.....	151	
McKendree Hospital No. 2.....	192	339
New River State School.....	272	354
Nurses, State Board of Examiners for.....		343
Ohio Valley Hospital.....		343
Oil and Gas Tax Litigation.....		317
Optometry, Board of Examiners for.....		343
Packing House.....	266	353
Pardon Attorney's Office.....	64	
Penitentiary, West Virginia.....	239	333
Pharmacy, Board of.....	238	
Point Pleasant Monument.....	237	340
Potomac State School.....	268	354
Printing, Binding and Stationery.....	116	
Printing, Binding and Stationery, Department of Schools..		50
Prisoners, Transportation of.....	89	
Public Safety.....	152	
Public Service Commission.....	95	317
Publishing Delinquent Taxes, Costs of Certifying.....	53	
Publishing List of Delinquent Corporations.....	115	
Publishing Sale of Delinquent Lands.....	54	
Road Commission, State.....		320
Rumseyan Society.....	239	
Senate, 1920.....	127	
Senate, 1921.....	240	
School for Deaf and Blind.....	296	356
School for Colored Deaf and Blind.....	304	
Secretary of State's Office.....	70	
Shepherd College Normal School.....	291	355
Spencer State Hospital.....	172	339
State Aid to High Schools.....		58
State Aid to Teachers' Fund.....		56
State Aid to Building Fund.....		57
State Department of Free Schools.....		44
Storer College.....	304	
Supreme Court.....	79	
St. Joseph's Hospital.....	235	
Tax Commissioner's Office.....	90	
Tax Commissioner's Office, Auditing Department.....	92	316
Tax Commissioner's Office, Prohibition Department.....	92	
Tax Commissioner's Office, Excise Department.....	93	
Teachers Examinations, Expense of Conducting.....		48
Temporary Capitol Building.....	112	
Treasurer's Office.....	69	
Transportation of Prisoners.....	89	
Tuberculosis Sanitarium, State.....	200	339
Tuberculosis Sanitarium, Colored.....	208	339
Uniform Examinations.....		48
University, West Virginia.....	239	345
West Virginia University, War Training.....		348
Veterinary Examining Board.....		342
Virginia Debt.....		344
Vocational Board.....		344
Welch Hospital No. 1.....	187	339
Weston State Hospital.....	178	339
West Liberty Normal School.....	294	356
West Virginia Collegiate Institute.....	304	356
Workmen's Compensation Department.....	42	357
Workmen's Compensation Commissioner.....	95	
Weights and Measures, Department of.....	99	
Wheeling Hospital.....	234	













Department of State Tax Commissioner

FOR INSPECTION AND SUPERVISION  
OF PUBLIC OFFICES

Eighth Annual Report

AUDIT OF THE FINANCES

OF

State of West Virginia

Showing in Detail the Sources of Revenue and the Pur-  
poses of Expenditures for the Fiscal Year  
Ending June 30, 1922



1921-1922



TRIBUNE PRINTING CO., CHARLESTON, W. VA.

## LETTER OF TRANSMITTAL

---

STATE OF WEST VIRGINIA,  
OFFICE OF STATE TAX COMMISSIONER,  
Charleston, November, 1922.

*To His Excellency, EPHRAIM F. MORGAN,  
Governor of West Virginia.*

SIR:—In compliance with the provisions of Chapter 40, Acts of the Legislature, Regular Session 1915, I herewith submit to you the Eighth Annual Report covering Financial Transactions of the State of West Virginia for year ending June 30, 1922.

Your attention is called to pages 12 to 18, inc., of this report, showing both actual and estimated condition of the "State Fund, General Revenue."

Respectfully submitted,

WALTER S. HALLANAN,  
*State Tax Commissioner, Ex-Officio Chief  
Inspector of Public Offices.*

## Letter of Chief Accountant

---

HON. WALTER S. HALLANAN,  
*Chief Inspector and Supervisor of Public Offices.*

SIR:

I have the honor to report that in compliance with your instructions and the provisions of an Act of the Legislature of West Virginia entitled: "An Act to Provide for an Annual Report of all Financial Transactions of the State \* \* \*," (Acts Regular Session 1915, Chapter 40), I proceeded to audit the finances of the State of West Virginia and report thereon showing in detail the receipts and disbursements for year ending June 30, 1922, and was assisted in compiling the facts contained in this report by C. A. Wood, H. C. Paxton, W. E. Whiteman and W. E. McKnight.

Briefly stated, the cash receipts and disbursements of the State for the year ending June 30, 1922, are as follows:

### Cash Receipts and Disbursements of the State Treasury of West Virginia for the Year Ending June 30, 1922

---

#### GENERAL SCHOOL FUND

Cash Balance July 1, 1921.....	\$ 666,080.20
<i>Receipts</i>	
Receipts for the year ending June 30, 1922 (see page 32 for itemized list).....	1,286,278.33
	1,286,278.33
Total receipts, including balance.....	\$ 1,952,358.53
<i>Disbursements</i>	
Payments to the several school districts apportionment of the Supplemental Aid to Teachers' and Building Funds (see page 67 for itemized list).....	\$ 1,519,570.00
Payments for support of Depart- ment of Free Schools, and other purposes (see page 48 for item- ized list).....	287,061.70
	287,061.70
Total disbursements.....	\$ 1,806,631.70
	1,806,631.70
Cash balance, July 1, 1922.....	\$ 145,726.83



---

**THE SCHOOL FUND**

Cash balance July 1, 1921..... \$ 5,700.00

*Receipts*

From redemption of bonds and other securities of  
"The School Fund" (see page 32 for itemized  
list)..... 166,000.00

Total receipts, including balance..... \$ 171,700.00

*Disbursements*

For investment in bonds and other securities (see  
page 43 for itemized list)..... 171,700.00

Cash balance July 1, 1922..... \$.....

---

**WORKMEN'S COMPENSATION FUND**

Cash balance July 1, 1921..... \$ 35,530.98

*Receipts*

Premiums on Insurance..... \$ 1,843,050.55

Interest on Deposits..... 8,476.98

Interest on Invest-  
ments..... \$ 533,887.57

Less accrued inter-  
est on bonds..... 114,539.49 419,348.08

Insurance on Furniture..... 28,950.04

Redemption of Bonds (see page 33  
for itemized list)..... 5,550,300.00

Total receipts..... \$ 7,850,125.65

Total receipts, including balance..... \$ 7,885,656.63

*Disbursements*

For payments of benefits..... \$ 1,941,704.85

For investment in bonds and other  
securities (see page 44 for item-  
ized list)..... 5,691,100.00

Administration expense other than  
Salary of Commissioner (see page  
381 for itemized list)..... 138,103.84

Replacement of furniture..... 40,000.00

Total disbursements..... \$ 7,810,908.69

Cash balance July 1, 1922..... \$ 74,747.94

---

**STATE FUND—GENERAL REVENUE**

Cash balance July 1, 1921 . . . . . \$ 198,290.33

*Receipts*

Receipts for the year ending June 30, 1922 (see page 35 for itemized list) . . . . . 6,560,240.69

Total receipts, including balance . . . . . \$ 6,758,531.02

*Disbursements*

For payment of requisitions of State Board of Control which are payable out of "general revenue" (see page 153 for detail) . . . 4,087,631.15

For payment of requisitions of others than State Board of Control which are payable out of "General Revenue" (pages 71 to 152) . . . . . 2,006,317.09

Total disbursements . . . . . \$ 6,093,948.24

Cash balance July 1, 1922 . . . . . \$ 664,582.78

**STATE FUND—SPECIAL REVENUE**

Cash balance July 1, 1921 . . . . . \$ 393,965.69

*Receipts*

Cash available for appropriations which are payable on requisitions of State Board of Control out of money collected for specific purposes (see page 36 for itemized list) . . . . . \$ 1,471,906.97

Cash available for payment of appropriations which are payable on requisitions of others than State Board of Control out of moneys collected for specific purposes (see page 36 for itemized list) . . . . . 318,239.65

Total receipts . . . . . 1,790,146.62

Total receipts, including balance . . . . . \$ 2,184,112.31

*Disbursements*

For payment of requisitions of State Board of Control which are payable out of moneys collected for specific purposes (see page 343 for itemized list).....	\$ 1,161,584.84
For payment of requisitions of others than State Board of Control which are payable out of moneys collected for specific purposes (see page 357 for itemized list).....	275,467.01
<b>Total disbursements.....</b>	<b>1,437,051.85</b>

Cash balance July 1, 1922..... \$ 747,060.46

**STATE FUND—MONEYS BELONGING TO COUNTIES  
DISTRICTS AND MUNICIPALITIES**

Cash balance July 1, 1921..... \$ 118,471.93

*Receipts*

Cash available for payment to counties, districts and municipalities, the county, district and municipal taxes collected on delinquent lands.....	\$ 110,389.08
Cash available for payment to counties, districts and municipalities, the county, district and municipal taxes collected from public service corporations.....	6,927,583.55
<b>Total receipts.....</b>	<b>7,037,972.63</b>
<b>Total receipts, including balance.....</b>	<b>\$ 7,156,444.56</b>

*Disbursements*

For payment to counties, districts, and municipalities, the county, district and municipal taxes collected on delinquent lands (see page 384 for itemized list).....	\$ 95,354.16
For payment to counties, districts and municipalities, the county district and municipal taxes collected from public service corporations (see page 385 for itemized list).....	6,933,134.19
<b>Total disbursements.....</b>	<b>\$ 7,028,488.35</b>
<b>Cash balance July 1, 1922.....</b>	<b>\$ 127,956.21</b>

---

**STATE ROAD FUND**

Cash balance July 1, 1921..... \$ 1,341,997.93

*Receipts*

Receipts for the year ending June 30, 1922 (see  
page 42 for itemized list)..... 18,148,346.36

Total receipts and balance..... \$19,490,344.29

*Disbursements*

Disbursed for the year ending June 30, 1922 (see  
page 436 for itemized list)..... 4,825,200.99

Cash balance July 1, 1922..... \$14,665,143.30

**STATE ROAD SINKING FUND***Receipts*

From State Road Fund..... \$ 1,450,000.00  
Interest on Deposits..... 149,419.18  
Transfer Fees..... 85.50

Total receipts..... \$ 1,599,504.68

*Disbursements*

Transfer to State Interest and  
Sinking Fund..... \$ 700,000.00  
Interest on Road Bonds..... 749,500.00

Total disbursements..... 1,449,500.00

Cash balance July 1, 1922..... \$ 150,004.68

**SINKING FUND FOR PAYMENT OF VIRGINIA DEBT**

Cash balance July 1, 1921..... \$ 5,500.36

*Receipts*

State Levy on Real and Personal.. \$ 869,444.75  
State Levy on Public Service Corp 357,678.77  
Delinquent Taxes..... 4,418.96  
Fees Registering Bonds..... 28.00 1,231,570.48

Total receipts, including balance..... \$ 1,237,070.84

<i>Disbursements</i>		
Redemption of Bonds.....	\$ 287,246.44	
Interest on bonds purchased.....	4,766.81	
Interest on registered and coupon bonds.....	386,109.55	
Expense.....	18.00	678,140.80
Cash balance July 1, 1922.....	\$	558,930.04

### STATE INTEREST AND SINKING FUND

<i>Receipts</i>		
Interest on Bond Investments.....	\$ 27,936.36	
Accrued Interest on Bonds.....	63,901.64	
From State Road Sinking Fund...	700,000.00	
From Counties, Districts, School Districts and Municipalities.....	2,336,182.37	
Profit on Bonds purchased below par.....	1,940.00	
Refund.....	14,088.98	
Sale of Bonds.....	1,420,000.00	
Total Receipts.....	\$	4,564,049.35

<i>Disbursements</i>		
Interest Coupons.....	\$ 239,778.01	
Interest Coupons, Payments Re- funded.....	652.50	
Accrued Interest on Bonds Pur- chased.....	67,189.51	
Bonds Retired.....	763,570.00	
Bonds for Investment.....	1,975,040.00	
Bonds for Investment, Re-sold....	1,420,000.00	
Refunds to Counties, Districts, School Districts and Muni- cipalities.....	37,415.40	
Refunds.....	13,436.48	
Exchange or Commission on Pay- ments.....	175.81	
Total Disbursements.....	\$	4,517,257.71
Cash balance July 1, 1922.....	\$	46,791.64

### CASH BALANCE IN STATE TREASURY OF WEST VIR- GINIA, JULY 1, 1922, BY FUNDS, AS SHOWN BY AUDITOR'S AND TREASURER'S RECORDS

The School Fund.....	\$	0.00
General School Fund.....		145,726.83
Workmen's Compensation Fund.....		74,747.94

State Fund—General Revenue.....	664,582.78
State Fund—Special Revenue.....	747,060.46
State Fund—Moneys belonging to Counties, Dis- tricts and Municipalities.....	127,956.21
State Road Fund.....	14,665,143.30
State Road Sinking Fund.....	150,004.68
Sinking—Fund—Virginia Debt.....	558,930.04
State Interest and Sinking Fund.....	46,791.64

Total cash balance, all funds..... \$17,180,943.88

NOTE—\$22,589.00 of the above balance is not available for checking purposes and is represented by deposits made in the following banks, which have been in the hands of receivers:

Fidelity Banking & Trust Co., Bluefield.....	\$ 13,457.39
First National Bank, Sutton.....	67.49
First National Bank, Friendly.....	537.34
Grafton Bank.....	193.72
Peoples Bank of Keyser.....	8,333.06

Total..... \$ 22,589.00

**BONDS AND OTHER SECURITIES HELD BY THE  
STATE OF WEST VIRGINIA, JULY 1, 1922,  
ACCOUNT INVESTMENT OF:**

The School Fund.....	\$ 1,000,000.00
Workmen's Compensation Fund.....	9,406,100.00
State Interest and Sinking Fund.....	1,974,350.00

Total..... \$12,380,450.00

NOTE—See page 451 for list of bonds and securities held by State—the School and Workmen's Compensation Funds.

NOTE—The securities held by the State account investment of "The School Fund" cannot be disposed of except for reinvestment and the income from same must be credited to the "General School Fund."

The securities held by the State account investment of "Workmen's Compensation Fund" cannot be used for any purpose but for the payment of benefits awarded by the Compensation Commissioner.

See page 12 for explanation—State Interest and Sinking Fund.

*Explanation of "General School Fund"*

The "General School Fund" can be expended only for the payment of appropriations for salaries and expenses of the State Department of Free Schools, compensation of Institute Instructors per diem and expense of State Board of Education, expense of Uniform Examinations, salaries of County Superintendents, cost of Certification and Publishing of Delinquent Taxes, and distribution of school moneys to the several school districts of the State.

*Explanation of "The School Fund"*  
 "The School Fund" cannot be expended, but can only be invested, the income from same to be credited to the "General School Fund."

*Explanation of "Workmen's Compensation Fund"*

The "Workmen's Compensation Fund" can be expended only for the payment of benefits awarded by the Compensation Commissioner, and for the cost of administration of the fund.

*Explanation of "State Fund—General Revenue"*

The "State Fund—General Revenue" can be expended only for the payment of appropriations made by the Legislature, which are payable out of the "General Revenue."

*Explanation of "State Fund—Special Revenue"*

The "State Fund—Special Revenue," can be expended only for the payment of appropriations which are payable on the requisitions of the State Board of Control out of money collected for the specific purpose and of appropriations which are payable on requisition of the Public Service Commission, Tax Commissioner, State Department of Health, Adjutant General, Commissioner of Agriculture and State Auditor, out of money collected for the specific purpose.

*Explanation of "State Fund—Moneys Belonging to Counties, Districts and Municipalities"*

The "State Fund—Moneys belonging to Counties, Districts and Municipalities" can be disbursed only for payment to counties, districts and municipalities, the amount of county, district and municipal taxes collected by the State Auditor on account of delinquent lands and public service corporations. At the time of collecting State tax on delinquent lands and on property assessed by the Board of Public Works, the State Auditor collects county district and municipal taxes on said property.

*Explanation of "State Road Fund"*

The "State Road Fund" consists of the proceeds of all state license taxes collected upon automobiles, motor or stream driven vehicles, and on chauffeurs or operators, and in addition thereto, the amount derived from the sale of \$50,000,000 state road bonds, authorized to be issued by the constitution, \$15,000,000 of said \$50,000,000 were sold in the fall of 1921 and placed in said fund. The \$15,000,000 can be used only for the construction or reconstruction of state roads, the balance of the fund can be expended only for the purpose of paying the expenses of the State Road Commission, as appropriated by the legislature for the payment of interest on and principal of outstanding road bonds, and for construction, reconstruction and maintenance of state roads.

*Explanation of "State Road Sinking Fund"*

The "State Road Sinking Fund" can be used only for the payment of interest on outstanding Road Bonds and for redemption of State Road Bonds or for investment in other Bonds which mature prior to the date of maturity of the State Road Bonds. All receipts in said fund to date have been derived from payments made by the State Road Fund out of License Taxes collected and interest on deposit of State Road Funds.

*Explanation of "State Interest and Sinking Fund"*

The "State Interest and Sinking Fund" can be used only for the payment of interest on outstanding Bonds of the State and its various taxing districts, and for the redemption of, or investment in Bonds issued by the State and its various taxing districts. The receipts of this Fund are derived from moneys paid by the State Road Sinking Fund and Sinking Funds of the several counties, districts, school districts, and municipalities of the State. Chapter 157, Acts 1921, created the State Sinking Fund Commission for the purpose of administering Sinking Funds belonging to the various taxing districts of the State. Separate accounts are kept for the Sinking Fund of each Bond issue and after the interest on outstanding bonds has been paid the residue of funds is used in retiring outstanding Bonds if the same are available. If Bonds cannot be purchased and retired then the Funds are invested in Bonds issued by some other taxing district of the State.

**ACTUAL CONDITION "STATE FUND—GENERAL REVENUE" JULY 1, 1922**

The "State Fund—General Revenue," July 1, 1922, included \$340,738.45 of "1923 General Revenue" or revenue for the year ending June 30 1923 which was collected in advance. Salaries and other expenses aggregating \$863,933.74 incurred prior to July 1, 1922, were not paid until after said date, hence these expenditures would not be shown by the fund on July 1, 1922.

Approximately \$680,000.00 of "1922 General Revenue" or revenue belonging to the year ending June 30, 1922, was uncollected July 1, 1922, hence this revenue would not be included in the fund on July 1, 1922.

Therefore, to determine the actual condition of the "State Fund—General Revenue" July 1, 1922, there should be added to the "Cash Balance" in the Fund July 1, 1922..... \$ 664,582.78  
1922 revenue uncollected and not included in  
fund July 1, 1922..... 680,000.00

Total..... \$ 1,344,582.78

And there should be deducted from  
the balance the following:



1923 revenue collected in advance and included in fund July 1, 1922	\$ 340,738.45	
*1922 expenses paid after July 1, 1922	863,933.74	
Total to deduct		1,204,672.19

Leaving as an actual balance in the State Fund

—General Revenue, July 1, 1922..... \$ 139,910.59

\*Includes all expenditures from former year appropriations during the first 60 days of the new year, the time fixed by law for payment of former year bills.

*Former Year Appropriations Unexpended*

Appropriations carried over from former years which are available for expenditure during the year ending June 30, 1923, are shown by the following table.

**Building and Land:**

Capitol and Office Building.....	\$ 224,635.62
New Mansion.....	16,030.80
West Virginia University.....	284,657.76
New River State School.....	55.38
Potomac State School.....	32,612.22
Concord Normal School.....	853.54
Glenville Normal School.....	30,881.00
Marshall College.....	72,815.89
Collegiate Institute.....	44,411.17
Bluefield Colored Institute.....	7,481.68
Colored Orphans' Home.....	5,631.11
Deaf and Blind School.....	12,173.47
Colored Deaf and Blind School.....	10,000.00
Boys' Industrial School.....	49,000.00
Industrial School for Colored Boys.....	74,358.04
Industrial Home for Colored Girls.....	24,800.00
Weston State Hospital.....	6,000.00
Spencer State Hospital.....	24,915.54
Colored Hospital for Insane.....	74,930.32
Tuberculosis Sanitarium.....	23,560.92

Total Buildings and Land \$ 1,019,804.46

**Sundry Purposes:**

Auditor's Office—Land Grant Index.....	2,670.00
Supreme Court—Rebinding Reports.....	1,628.59
Wrecking Old Capitol Building.....	19,016.65
Printing and Binding.....	30,571.64
Oil and Gas Tax Transportation Litigation, Suit, Pa. and Ohio vs. West Virginia.....	9,024.54
Widow of Chas. Walker.....	332.18
Vicksburg Monument Commission.....	500.00
Total Sundry.....	1,170.02

Total..... \$ 64,913.62

\$ 1,084,718.08

Chapter 5 of Acts 1917 provides that every appropriation except for Buildings and Land remaining unexpended at the end of the year shall cancel, except all appropriations remain in effect for 60 days for the payment of former years' bills. Appropriations canceled under this act aggregated \$822,075.54. (See page 475 for itemized list.) Appropriations for Buildings and Land remain in effect for three years from the date of passage of appropriation act.

The appropriations shown above designated for sundry purposes contain a special provision that the same should continue in force until the purposes of the appropriations has been carried out.

---

**ESTIMATED CONDITION OF "STATE FUND—GENERAL REVENUE" JUNE 30, 1923**

Actual balance in "State Fund—General Revenue,"  
July 1, 1922..... \$ 139,910.59

*Receipts*

Estimated "General Revenue" receipts for year  
ending June 30, 1923 (see page 27 for itemized  
list)—Ordinary..... 6,793,000.00  
Extraordinary Revenue—Sale of Property..... 1,275,000.00

Total estimated receipts, including balance  
at beginning of year..... \$ 8,207,910.59

*Disbursements*

Estimated expenditures out of Gen-  
eral Revenue for year ending  
June 30, 1923:—

Disbursements by State Board of Control:  
Salaries and current expenses.... \$ 2,666,250.00  
Repairs and improvements..... 347,500.00  
Buildings and land..... 464,795.91

Total State Board of Control \$ 3,478,545.91

Department of Public Safety  
expenses..... \$ 500,000.00  
Appropriation to General School  
Fund..... 1,000,000.00  
Capitol Buildings and Land..... 1,724,635.62  
Repairs and Improvements..... 21,000.00  
Expenditures by all other depart-  
ments and commissions..... 1,538,946.97  
Estimated expense of 1923 Legis-  
lature and Miscellaneous current  
year appropriations..... 350,000.00

Grand total estimated expenditures (see page 28 for itemized list) ..... \$ 8,613,128.50

Estimated deficit in "State Fund—General Revenue" June 30, 1923..... \$ 405,217.91

*Appropriations Unexpended June 30, 1923*

The above estimate provides for the expenditure of the entire amount appropriated for the year ending June 30, 1923, except \$1,774,872.93 appropriations made by the 1921 Legislature for Buildings and Land, and \$25,000.00 appropriated for Current Expenses of State Colored Hospital for Insane, and \$10,000.00 for Governor's Mansion and Grounds, \$25,000.00 for 1921 legislative Printing and Binding, and \$19,016.65 for Wrecking old Capitol, the last four named items probably will not be needed, hence will cancel by expiration at end of the year. The appropriations for Buildings and Land will remain in effect until May, 1924. Hence, if these appropriations remain unexpended July 1, 1923, they must be taken care of in the expenditures for the year ending June 30, 1924. If these appropriations were to be expended this year, the estimated deficit June 30, 1923, would be \$2,180,090.84. The appropriation for Building and Land as stated before which are not considered in the expenditures for the current year ending July 1, 1923, are as follows:

Purchase of Ground and Construction of New Mansion .....	\$ 98,530.80
West Virginia University, Chemistry Bldg. . . . .	387,780.58
West Virginia University, Physical Education Building.....	239,979.97
Potomac State School.....	72,612.22
Concord State Normal School.....	85,000.00
Glenville State Normal School, Dormitory..	53,381.00
Glenville State Normal School, Physical Education Building.....	15,000.00
Shepherd College, State Normal School.....	12,500.00
Marshall College.....	145,000.00
West Virginia Collegiate Institute.....	95,000.00
Bluefield Colored Institute.....	46,000.00
West Virginia Colored Orphans' Home.....	12,500.00
Colored Deaf and Blind School.....	18,500.00
West Virginia Industrial School for Boys...	99,000.00
State Industrial School for Colored Boys...	149,358.04
State Industrial Home for Colored Girls....	49,800.00
Spencer State Hospital.....	25,000.00
Huntington Hospital.....	20,000.00
Colored Hospital for Insane.....	10,000.00
<b>Total—Buildings and Land.....</b>	<b>1,774,872.93</b>

*THE STATE'S FINANCIAL CONDITION*

It will be seen from the foregoing statements that the "State Fund—General Revenue" on June 30, 1922, shows a balance of \$139,910.59; however, former year appropriations aggregating \$1,084,718.08, were carried over unexpended and are available for expenditure during the present year; had these appropriations been expended the "State Fund—General Revenue" would have shown a deficit of \$944,807.49 on June 30, 1922. All of the appropriations carried over are for Buildings and Land except \$64,913.62. Probably \$45,000.00 of this amount will not be needed or expended.

It will be seen from the foregoing statements based on estimated Receipts and Disbursements for the present year, ending June 30, 1923, that the State will have on June 30, 1923, an estimated deficit of \$405,217.91. However, this does not provide for the expenditure of \$1,774,872.93 appropriations for Buildings and Land. If these appropriations were expended during the current year the deficit June 30, 1923, would be \$2,180,090.84.

In estimating the receipts for the current year, the receipts from the Gross Sales Tax Law are estimated at \$2,750,000.00; this tax is dependent entirely upon the volume of business. With improved business conditions the tax from this source may exceed the estimate; the State may also receive between \$100,000.00 and \$200,000.00 under the 1919 Special Privilege Tax Law for the transportation of oil and gas by pipe lines. (See page 17 for additional explanation.) It is therefore possible that the revenue receipts will exceed the estimate sufficient to wipe out the estimated deficit of \$405,217.91, on June 30, 1923.

We have had only one year's experience under the Gross Sales Tax Law, this fact together with the tax being dependent on business conditions makes a close estimate impossible. The law produced for the first year a little over \$2,000,000.00.

The appropriations for Buildings and Land aggregating \$1,774,872.93, which will not be expended this year but will be carried over into the new year which begins July 1, 1923, will be available for expenditure until May 3, 1924. Therefore, in fixing the appropriations for the next two years ending June 30, 1924, and June 30, 1925, said amount of \$1,774,872.93 must be considered as a liability to be provided for in said years.

The General Revenue Appropriations for the current year for all purposes except Buildings and Land aggregate \$6,089,300.00. The receipts for each of the next two years under present laws will not greatly exceed the estimated receipts for the current year which are estimated at \$6,793,000.00. (This eliminates extraordinary receipts account sale of property—old Capitol site and houses new site.)

If the appropriations for each of the years ending June 30, 1924, and 1925 for all purposes except Buildings and Land do not exceed the amount of the current years \$6,089,300.00 and estimating the receipts for each year at \$6,793,000.00 the excess, \$703,700.00, of receipts over appropriations would not be sufficient for the two

years to take care of Buildings and Land appropriations carried over from the last legislature amounting to \$1,774,872.93. Therefore, if the appropriations for each of the next two years for all purposes except Buildings and Land equal the amount of the present years appropriations, new or additional revenue must be provided by the 1923 legislature to cover all new appropriations for Buildings and Land and a part of the old appropriations for said purposes.

*To Briefly Summarize*

New or additional revenue must be provided by the 1923 legislature for the fiscal years ending June 30, 1924, and 1925, to cover, First: The amount of all new appropriations for Buildings and Land; Second: To cover whatever amount the appropriations for all other purposes for said years exceed the amount now fixed for the current year \$6,089,300.00 exclusive of Buildings and Land; Third: To cover a part of the appropriations for Buildings and Land carried over from former years available for expenditure after June 30, 1923, approximate requirement \$350,000.00, and Fourth: To cover whatever amount is appropriated for new Capitol.

The Legislature of 1919 enacted a law providing a special privilege tax for the transportation of oil and gas by pipe lines. The constitutionality of this law was attacked, and the Circuit Court of Kanawha County held the act to be unconstitutional. The Supreme Court of Appeals of this State held the act to be constitutional insofar as it applied to intra-state business. The United States Supreme Court reversed the Court below. The construction of the opinion of the United States Supreme Court is now (Nov. 1922), pending before the said Court, on re-hearing granted for construction of opinion, to determine if under the opinion the entire act is invalid, or if the act is valid insofar as imposing a tax on oil and gas both transported and consumed within West Virginia. The Supreme Court of Appeals of this State having construed the opinion of the United States Supreme Court to hold the entire act invalid. If the entire act is not held to be invalid the State probably will receive between \$100,000 and \$200,000. The 1921 Legislature repealed the act, hence the revenue received will be only for the two years that the act remained in effect.

At the time the act was passed, it was intended to apply the tax to both intra-state and inter-state business. It was estimated that it would produce over a million dollars revenue annually, and the appropriations made by the Legislature were made on that basis. The 1919 Legislature also used \$1,062,867.16 of the General Revenue of the State to make the cash payment on the Virginia Debt; no part of which was replaced by Special Revenue. This payment eliminated the State's Surplus and left nothing with which to meet emergencies. A large part of the revenue of the State has been required to make up these losses; and the volume of business has been below normal, hence the Gross Sales Tax Law

has produced less revenue, contributing at least in part to the State's present financial condition.

#### *New Capitol*

The old Capitol site together with a strip of land for street through the site now occupied by the temporary Capitol, Governor's Mansion and Board of Control, was sold for \$1,551,000.00. The State received \$533,455.23 insurance on the old Capitol and contents and has received or will receive \$75,000.00 or more from sale of property, rent of property new Capitol site, and interest on deferred payments. These items aggregate over \$2,150,000.00, almost sufficient to cover the amount appropriated by the last Legislature for new Capitol, \$2,250,000.00. This appropriation has been used in the purchase of the new site which will cost approximately \$1,950,000.00—price having been agreed upon for all lots except two.

The Legislature of 1921 authorized the State Capitol Building Commission to enter into contracts for new Capitol, to the extent of \$6,500,000.00 plus the amount received from insurance and sale of land, but as stated before, limited the amount to be expended prior to July 1, 1923 to \$2,250,000.00.

Revenue will have to be provided to meet future expenditures for new Capitol. After the Capitol or Office Buildings are completed, the State will have for sale the remainder of the property now occupied by the temporary Capitol, Governor's Mansion, and Board of Control, and the Capitol Annex property, which property probably will bring in excess of \$1,000,000.00.

#### *State Road Fund*

See page 42, for statement of last year receipts for State Road Fund. The receipts of this fund for the present year ending June 30, 1923, will exceed \$2,000,000.00 exclusive of Federal Aid.

#### *Virginia Debt Fund*

Chapter 10, Acts 1919, Extra Session, creates a Virginia Debt Sinking Fund, for the purpose of paying the principal and interest on \$13,500,000.00, 3½% bonds, dated January 1, 1919, issued as a part payment in settlement of the Virginia Debt. The balance of the payment being made in cash, \$1,062,867.16, out of the State Fund—General Revenue. The Act provides that West Virginia shall retain \$1,133,500.00 of the \$13,500,000.00 of bonds, until it is ascertained by the commonwealth of Virginia and certified to the state of West Virginia, the amount of said reserved bonds that West Virginia is entitled to retain in escrow representing lost, destroyed or undeposited Virginia deferred certificates. The Circuit Court of the City of Richmond found said amount to be \$861,225.00; thereupon the State of West Virginia reduced the amount of \$1,133,500 by delivering an additional amount of



\$272,275.00. The amount of \$861,225 is to be held by West Virginia in escrow until Virginia deferred certificates, which they represent, have been filed with the commonwealth of Virginia and certified to the State of West Virginia. The commonwealth of Virginia filed prior to July 1, 1922, certificates calling for delivery of escrow bonds, amounting to \$290,700.00. Any part of the \$861,225.00 remaining at the end of 20 years shall be the property of West Virginia. The act provides that a direct levy shall be laid sufficient to pay the interest on the bonds and 1-20 of the principal, annually. Levies under the act have been laid as follows: 10 cents for each of the years 1919, 1920 and 1921 and 5 cents for the year 1922.

The law provides that at least 1-20 of the total issue of the bonds shall be retired annually, beginning with the year 1919. If the Board of Public Works fail to purchase the required amount, then the required amount shall be retired by lot.

The State has purchased over \$3,200,000.00 of West Virginia bonds, so as to meet the annual retirement requirements for the years 1919, 1920, 1921, 1922 and a part of 1923. These bonds were purchased at an average price of approximately 84, making a saving of \$475,000.00.

The estimated receipts and liabilities of the Virginia Debt Fund for the year ending June 30, 1923, are as follows:

*Receipts*

Estimated revenue, 5 cent direct levy . . . . . \$ 1,000,000.00

*Liabilities*

Jan. 1, 1923, interest on bonds . . . . .	\$ 185,000.00
July 1, 1923, interest on bonds . . . . .	185,000.00
1-20 principal of bonds . . . . .	675,000.00

Total . . . . . \$ 1,045,000.00

A sufficient balance in the Virginia Debt Fund was carried over from last year to permit the State to anticipate the greater part of the required purchase for 1923, hence the present year levy can be used to anticipate the purchase for year 1924. A saving can be made in the purchase of bonds if funds are available to make purchases throughout the year instead of making the required total purchase at the end of the year.

*State Levies*

As a part of the State's General Revenue for the year ending June 30, 1923, a 1922 State Levy of 10 cents was laid. In addition to the General State levy of 10 cents, a 5 cent Virginia Debt levy was laid. 1922

*Expenditures for Permanent Improvements*

The following table shows expenditures by the State out of "General Revenue" for Buildings and Land, Repairs and Improvements, during the last thirteen years:

Year	Amount
1907-1908 .....	\$ 93,106.25
1908-1909 .....	73,947.59
1909-1910 .....	123,657.40
1910-1911 .....	183,690.50
1911-1912 .....	184,185.37
1912-1913 (9 months) .....	63,745.32
1913-1914 .....	159,140.78
1914-1915 .....	243,409.19
1915-1916 .....	650,750.39
1916-1917 .....	330,269.10
1917-1918 .....	490,537.65
1918-1919 .....	333,506.23
1919-1920 .....	521,146.58
1920-1921 .....	654,659.77
1921-1922 .....	1,254,233.55
Total .....	\$ 5,359,985.67



*Percentage Classification*

▣ The total amount disbursed by the State for all purposes (except investment of the "School Fund," disbursements from the "Workmen's Compensation Fund," disbursements of taxes collected for counties, districts and municipalities) during the year ending June 30, 1922, was \$6,093,848.24 from "General Revenue," and \$8,447,025.34 from "Special Revenue," total \$14,540,973.58. Briefly stated, this amount was expended from appropriations for the following purposes:

For What Purpose	Amount expended	Percent of total amount expended
Education.....	\$ 4,746,006.74	53.19
Boys' and Girls' Industrial Schools and Schools for Deaf and Blind..	155,493.70	1.73
Hospitals...‡.....	1,009,108.20	11.31
Children's Homes.....	63,259.89	.71
Courts and Law Library.....	240,188.66	2.71
Criminal Charges.....	85,000.00	.97
Militia and Law and Order.....	71,956.60	.78
State Penitentiary.....	211,770.91	2.41
Maintenance Capitol Buildings and Grounds.....	91,437.84	1.02
State Elective Offices and Departments.....	391,277.63	4.38
State Appointive Offices, Commissions and Boards.....	755,483.08	8.46
Insurance on Public Buildings....	60,030.68	.69
Agricultural Experiment Station...‡	191,079.51	2.14
Geological and Economic Survey...‡	63,372.20	.71
Printing, Binding and Stationery..‡	137,600.49	1.54
Civil Contingent.....	13,073.11	.14
Department of Public Safety.....	437,713.08	4.90
Community Packing House.....	23,695.32	.26
Miscellaneous Purposes.....	11,598.00	.12
Extraordinary Purposes.....	102,206.67	1.14
West Virginia Legislature.....	61,871.61	.69
<b>Total.....</b>	<b>\$ 8,923,223.92</b>	<b>100.00</b>
*New Capitol and Mansion.....	114,407.87	.....
*State Road Commission.....	4,825,200.99	.....
*Virginia Debt.....	678,140.80	.....
<b>Grand Total.....</b>	<b>\$14,540,973.58</b>	<b>.....</b>

\*The last 3 items are not included in the percentage calculation, being new expenditures and not common to former years.

*Per Capita Classification*

As shown by the preceding table the total amount expended by the State during the year ending June 30, 1922, from both "General Revenue" and "Special Revenue" was \$14,540,973.58.

Based on the Federal Census of January 1, 1920—1,463,610, with the estimated increase to January 1, 1922 of 48,516, making a total of 1,512,126, a per capita expenditure of \$9.61 is obtained for West Virginia.

The per capita of \$9.61 is divided as follows:

	Amount Expended	Per Capita
Aid to Local School Funds (including salaries of County Superintendents of schools).....	\$ 1,610,448.82	\$ 1.06
Buildings and Land, Repairs and Improvements.....	1,139,825.68	.75
Department of Public Safety.....	437,713.08	.29
State Road Fund—State.....	3,842,716.53	2.54
State Road Fund—Federal.....	982,484.46	.65
New Mansion and Capitol.....	114,407.87	.08
Virginia Debt.....	678,140.80	.45
All other purposes (General).....	5,735,236.34	3.79
<b>Total.....</b>	<b>\$14,540,973.58</b>	<b>\$ 9.61</b>

Eliminating the disbursement of Federal Aid to the State Road Fund, the per capita would be \$8.96.

The per capita for the year ending June 30, 1921 was \$7.42, divided as follows:

	Amount Expended	Per Capita
Aid to Local School Funds (including salaries of County Superintendents of schools).....	\$ 743,365.06	\$ .50
Buildings and Land, Repairs and Improvements.....	654,659.77	.44
Department of Public Safety.....	211,925.69	.14
State Road Fund—State.....	820,285.98	.55
State Road Fund—Federal.....	927,471.80	.63
State Council of Defense War Fund.....	8,032.00	.01
Federal War Training.....	5,547.66	.00
Virginia Debt.....	2,087,741.16	1.40
All other purposes (General).....	5,583,453.26	3.75
<b>Total.....</b>	<b>\$11,042,482.38</b>	<b>\$ 7.42</b>

Eliminating the disbursements of Federal Aid to the State Road Fund, the per capita would be \$6.79.

The per capita for the year ending June 30, 1920, was \$5.10, divided as follows:

	Amount Expended	Per Capita
Aid to Local School Funds (including salaries to County Superintendents of schools).....	\$ 574,230.01	\$ .39
Buildings and Land, Repairs and Improvements.....	521,146.58	.35
Department of Public Safety.....	94,843.82	.07
State Road Fund—State.....	829,396.06	.57
State Road Fund—Federal.....	429,555.68	.29
State Council of Defense War Fund.....	1,280.90	.....
Federal War Training.....	36,457.83	.02
Virginia Debt.....	661,980.92	.45
All other purposes (General).....	4,322,126.77	2.96
<b>Total.....</b>	<b>\$ 7,471,018.57</b>	<b>\$ 5.10</b>

Eliminating the disbursements of Federal Aid to the State Road Fund, the per capita would be \$4.81.

The per capita for the year ending June 30, 1919, was \$4.54, divided as follows:

	Amount Expended	Per Capita
Aid to Local School Funds (including salaries of County Superintendents)...	\$ 908,412.31	\$ .63
Buildings and Land, Repairs and Improvements.....	333,506.23	.23
State Road Fund—State.....	311,874.59	.22
State Road Fund—Federal.....	49,290.80	.03
State Council of Defense War Fund.....	34,933.11	.02
Federal War Training.....	187,298.72	.13
Virginia Debt.....	1,106,219.63	.76
All other purposes (General).....	3,653,684.94	2.52
<b>Total.....</b>	<b>\$ 6,585,220.33</b>	<b>\$ 4.54</b>

Eliminating the disbursements of Federal Aid to the State Road Fund, the per capita would be \$4.51.

The per capita for the year ending June 30, 1918, was \$3.07, divided as follows:

	Amount Expended	Per Capita
Aid to Local School Funds (including salaries of County Superintendents of Schools).....	\$ 703,707.53	\$ .49
Buildings and Land, Repairs and Improvements.....	490,537.65	.34
State Road and State War Funds.....	192,595.48	.13
All other purposes (General).....	2,994,663.11	2.11
<b>Total.....</b>	<b>\$ 4,381,503.77</b>	<b>\$ 3.07</b>

The per capita for the year ending June 30, 1917, was \$2.88, divided as follows:

	Amount Expended	Per Capita
Aid to Local School Funds (including salaries of County Superintendents of Schools).....	\$ 695,433.46	\$ .50
Buildings and Land, Repairs and Improvements.....	364,991.49	.26
All other purposes (General).....	2,974,410.11	2.12
<b>Total.....</b>	<b>\$ 4,034,835.06</b>	<b>\$ 2.88</b>

The per capita for the year ending June 30, 1916, was \$3.06, divided as follows:

	Amount Expended	Per Capita
Aid to Local School Funds (including salaries of County Superintendents of Schools).....	\$ 775,331.67	\$ .57
Buildings and Land, Repairs and Improvements.....	697,277.50	.51
All other purposes (General).....	2,700,766.25	1.98
<b>Total.....</b>	<b>\$ 4,173,375.52</b>	<b>\$ 3.06</b>

The per capita for the year ending June 30, 1915, was \$2.75, divided as follows:

	Amount Expended	Per Capita
Aid to Local School Funds (including salaries of County Superintendents of Schools).....	\$ 698,902.01	\$ .51
Buildings and Lands, Repairs and Improvements.....	273,068.74	.20
All other purposes (General).....	2,769,281.76	2.04
<b>Total.....</b>	<b>\$ 3,741,252.51</b>	<b>\$ 2.75</b>

A comparison of the per capita for the last eight years for the three general classes of expenditures—"Aid to Local Schools," "Improvements" and "All other Purposes," is as follows:

	Per Capita Expenditure							
	1915	1916	1917	1918	1919	1920	1921	1922
Aid to Local School including salaries of County Superintendents of Schools.....	.51	.57	.50	.49	.63	.39	.50	1.06
Buildings and Lands, Repairs and Improvements.....	.20	.51	.26	.34	.23	.35	.44	.75
State War Fund.....	.....	.....	.....	.08	.02	.....	.01	.....
All other purposes (General).....	2.04	1.98	2.12	2.11	2.52	2.96	3.75	3.79
<b>Totals.....</b>	<b>2.75</b>	<b>3.06</b>	<b>2.88</b>	<b>3.02</b>	<b>3.40</b>	<b>3.70</b>	<b>4.70</b>	<b>5.60</b>
State Road Fund... ..	.....	.....	.....	.05	.25	.86	1.18	3.19
Federal War Training... ..	.....	.....	.....	.....	.13	.02	.....	.....
Virginia Debt.....	.....	.....	.....	.....	.76	.45	1.40	.45
New Capitol and Mansion.....	.....	.....	.....	.....	.....	.....	.....	.08
Department of Public Safety.....	.....	.....	.....	.....	.....	.07	.14	.29
<b>Totals.....</b>	<b>2.75</b>	<b>3.06</b>	<b>2.88</b>	<b>3.07</b>	<b>4.54</b>	<b>5.10</b>	<b>7.42</b>	<b>9.61</b>

The foregoing tables show that the per capita expenditure of the State for the year 1922 is \$9.61 as compared with \$7.42 for 1921, \$5.10 for 1920, \$4.54 for 1919, \$3.07 for 1918, \$2.88 for 1917, \$3.06 for 1916 and \$2.75 for 1915.

The per capita expenditure for general purposes is \$3.75 as compared with \$2.96 for 1920, \$2.52 for 1919, \$2.11 for 1918, \$2.12 for 1917, \$1.98 for 1916 and \$2.04 for 1915.

*Per Capita Expenditures*

See page 487 for per capita distribution of expenditures for the last eight fiscal years:

*Classification of Expenditures by Items*

Beginning at page 469 is a classification showing the various purposes for which money is expended. To illustrate, this table shows that the State expended during the year ending June 30, 1922, for postage \$31,196.03, as compared with \$26,992.18 for the year 1921, \$23,084.70 for the year 1920, \$26,131.73 for the year 1919, and \$24,208.53 for the year 1916; for beef and pork, \$73,119.10 as compared with \$87,815.99 for the year 1921, \$76,641.18 for the year 1916; for flour \$44,536.36, as compared with \$66,195.31 for the year 1921 and \$30,028.61 for the year 1916; for bread \$10,592.97 as compared with \$16,033.58 for the year 1921 and \$7,612.65 for the year 1916; for sugar \$10,836.46, as compared with \$37,234.73 for the year 1921, \$10,650.09 for the year 1919 and \$13,987.23 for the year 1916; for syrup \$4,045.65, as compared with \$5,551.04 for the year 1921, \$3,848.74 for the year 1916; for coal \$47,520.13, as compared with \$52,413.38 for the year 1921, \$41,365.73 for the year 1920, \$36,885.99 for the year 1919 and \$13,182.74 for the year 1916; for gas \$67,386.26, as compared with \$84,693.93 for the year 1921, \$90,204.87 for the year 1920, \$60,360.27 for the year 1919 and \$35,170.99 for the year 1916.

Attention is also called to the classification of expenditures, page 464 by departments and institutions, both "General" and "Special" revenue expenditures.

Respectfully submitted,

EVERETT A. DOVER,  
*Chief Accountant.*

**ESTIMATE OF THE RECEIPTS OF THE "STATE FUND,  
GENERAL REVENUE," FOR THE YEAR  
ENDING JUNE 30, 1923**

The following is an estimate of the revenue that will be available for the year ending June 30, 1923 for the payment of appropriations which are payable out of "General Revenue."

State tax 10 cent levy on real and personal property	\$ 1,575,000.00
State tax 10 cent levy on public service corporations	425,000.00
State license tax on charters.....	950,000.00
Land tax, excess acreage, paid by corporations....	2,000.00
Collateral inheritance tax.....	500,000.00
Tax on insurance and certificates of authority.....	425,000.00
Privilege tax on businesses and professions—gross sales.....	2,750,000.00
Fees accruing in Auditor's office.....	70,000.00
Fees accruing in Secretary of State's office.....	25,000.00
Fees accruing in Commissioner of Banking's office	25,000.00
Fees, Hotel Inspector.....	3,000.00
Sale of books by Secretary of State.....	3,000.00
Tax on seal.....	3,500.00
Statutory attorney fees.....	20,000.00
Collections from counties account inmates of Industrial School for Boys.....	15,000.00
Miscellaneous sources.....	1,500.00
Sale of Real Estate.....	1,275,000.00
	<hr/>
Total estimated "General Revenue" receipts for the year ending June 30, 1923.....	\$ 8,068,000.00
 The above is classified as follows:	
Revenue by Direct Levy.....	\$ 2,000,000.00
Revenue from other Sources—Ordinary.....	4,793,000.00
Extraordinary Revenue—Sale of Property.....	1,275,000.00
	<hr/>
Total.....	\$ 8,068,000.00

**ESTIMATE OF EXPENDITURES OUT OF THE STATE  
FUND, GENERAL REVENUE, FOR THE YEAR  
ENDING JUNE 30, 1923**

The following is an estimate of the amount that will be required and expended during the year ending June 30, 1923, from appropriations which are payable out of the general revenue.

This estimate includes all expenditures except those payable out of moneys collected for the specific purpose.

<i>Moneys Disbursed through State Board of Control</i>	
Board of Control Office—Salaries and other Expenses.....	\$ 61,000.00
Huntington State Hospital:	
Salaries and Current Expenses.....	125,000.00
Repairs and Improvement.....	12,500.00
Spencer State Hospital:	
Salaries and Current Expenses.....	125,000.00
Repairs and Improvements.....	12,500.00
For Sewerage.....	24,915.54
Weston State Hospital:	
Salaries and Current Expenses.....	210,000.00
Repairs and Improvements.....	25,000.00
Building and Land.....	12,000.00
Welch Hospital No. 1:	
Buildings and Land.....	12,000.00
Salaries and Current Expenses.....	45,000.00
Repairs and Improvements.....	15,000.00
McKendree Hospital No. 2:	
Salaries and Current Expenses.....	28,000.00
Repairs and Improvements.....	5,000.00
Fairmont Hospital No. 3:	
Salaries and Current Expenses.....	28,000.00
Repairs and Improvements.....	5,000.00
State Tuberculosis Sanitarium:	
Salaries and Current Expenses.....	100,000.00
Repairs and Improvements.....	20,000.00
Buildings and Land.....	61,060.92
State Colored Tuberculosis Sanitarium:	
Salaries and Current Expenses.....	22,500.00
Repairs and Improvements.....	5,000.00
West Virginia Industrial School for Boys:	
Salaries and Current Expenses.....	92,000.00
Repairs and Improvements.....	15,000.00
Buildings and Land.....	10,000.00
West Virginia Industrial Home for Girls:	
Salaries and Current Expense.....	35,000.00
Repairs and Improvements.....	10,000.00
West Virginia Children's Home:	
Salaries and Current Expense.....	12,500.00
Repairs and Improvements.....	2,500.00
Buildings and Land.....	2,500.00
West Virginia Colored Orphans' Home:	
Salaries and Current Expense.....	12,500.00
Buildings and Land.....	5,631.11
State Board of Children's Guardians:	
Salaries and Current Expense.....	36,500.00
State Geologic and Economic Survey:	
Co-operative and topographic mapping.....	20,000.00
Publication of reports and maps.....	5,000.00
Field and other expenses.....	2,000.00
Salaries.....	16,400.00
Soil Studies.....	600.00
Stream gauging.....	500.00



<b>Pt. Pleasant Battle Monument Commission:</b>	
Maintenance Tu-Endie-Wei Park.....	1,500.00
Completing retaining walls.....	2,500.00
<b>Rumseyan Society:</b>	
Maintenance of Ground.....	500.00
<b>Berkeley Springs Board.....</b>	500.00
<b>Commissioner of Pharmacy.....</b>	3,500.00
<b>Insurance on Public Buildings.....</b>	50,000.00
<b>Florence Crittenden Home.....</b>	3,000.00
<b>State Hotel Inspector:</b>	
Salary.....	1,500.00
Current General Expense.....	1,500.00
<b>West Virginia Penitentiary:</b>	
Emergency Current Expense.....	20,000.00
<b>Hill Crest Tuberculosis Sanitarium: *</b>	
Treatment.....	10,000.00
<b>Private Hospitals:</b>	
Treatment.....	50,000.00
<b>Care and Treatment of Drug Addicts.....</b>	10,000.00
<b>Storer College.....</b>	3,000.00
<b>West Virginia University:</b>	
Salaries of officers, teachers and <b>employees</b> .....	425,000.00
Current general expense.....	150,000.00
Agricultural, Horticultural.....	80,000.00
Athletic expense.....	10,000.00
Mining and Industrial extension.....	15,000.00
Repairs and Improvements.....	50,000.00
Buildings and Land (Law).....	56,897.21
<b>Agricultural Experiment Station:</b>	
Salaries.....	50,000.00
Current general expense.....	25,000.00
Repairs and Improvements.....	15,000.00
Buildings and Land.....	30,000.00
4-H Camp, Girls' and Boys' Work.....	5,000.00
<b>Community Packing House:</b>	
Current general expense.....	6,000.00
Buildings and Land.....	15,000.00
<b>New River State School—Montgomery:</b>	
Salaries.....	25,000.00
Current general expenses.....	5,000.00
Repairs and Improvements.....	12,500.00
Buildings and Land.....	2,055.38
<b>Potomac State School—Keyser:</b>	
Salaries.....	30,000.00
Current general expense.....	15,000.00
Repairs and Improvements.....	10,000.00
Farm Equipment.....	2,500.00
<b>Marshall College:</b>	
Salaries.....	135,000.00
Current general expenses.....	25,000.00
Library books and equipment.....	5,000.00
Repairs and Improvements.....	30,000.00
Buildings and Land.....	37,815.89
<b>Concord State Normal School:</b>	
Salaries.....	48,000.00
Current general expense.....	12,500.00
Repairs and Improvements.....	12,500.00
Buildings and Land.....	45,853.54
<b>Fairmont State Normal School:</b>	
Salaries.....	60,000.00
Current general expenses.....	15,000.00

Repairs and Improvements.....	15,000.00
Buildings and Land.....	60,000.00
<b>Glenville State Normal School:</b>	
Salaries.....	40,000.00
Current general expense.....	10,000.00
Repairs and Improvements.....	7,500.00
Buildings and Land.....	1,500.00
<b>Shepherd College State Normal School:</b>	
Salaries.....	38,000.00
Current general expense.....	8,000.00
Repairs and Improvements.....	2,500.00
<b>West Liberty State Normal School:</b>	
Salaries.....	27,500.00
Current general expenses.....	10,000.00
Repairs and Improvements.....	15,000.00
Buildings and Land.....	15,000.00
<b>West Virginia School for Deaf and Blind:</b>	
Salaries.....	60,000.00
Current general expenses.....	60,000.00
Repairs and Improvements.....	15,000.00
Buildings and Land.....	47,173.47
Sewerage System.....	10,000.00
<b>Colored Deaf and Blind School:</b>	
Current general expense.....	10,000.00
Building and Land.....	1,500.00
<b>West Virginia Collegiate Institute:</b>	
Salaries.....	64,000.00
Current general expense.....	30,000.00
Repairs and Improvements.....	25,000.00
Buildings and Land.....	24,411.17
<b>Bluefield Colored Institute:</b>	
Salaries.....	27,750.00
Current general expense.....	6,000.00
Repairs and Improvements.....	6,000.00
Buildings and Land.....	1,481.68

Total estimated disbursements through State Board of Control..... \$ 3,478,545.91

*Moneys disbursed other than through State Board of Control:*

Auditor's Office, salaries and other expenses.....	\$ 53,400.00
Auditor's Office, Insurance and Speculative Securities	22,000.00
Attorney General's Office, Salaries and Expense....	30,500.00
Commissioner of Agriculture, salaries and expenses..	104,400.00
Secretary of State, salaries and expenses.....	26,000.00
State Treasurer, salaries and expense.....	32,300.00
Governor's Office, salaries.....	14,500.00
Governor's Mansion and Grounds.....	5,000.00
Civil Contingent.....	20,000.00
Pardon Attorney, salaries and expense.....	6,000.00
Supreme Court, salaries and expense.....	69,000.00
Circuit Courts, salaries and mileage.....	130,500.00
State Law Library.....	7,900.00
Criminal Charges.....	85,000.00
Adjutant General, salary and expense Militia.....	33,600.00
State Tax Commissioner, salaries and expense.....	45,000.00
State Tax Commissioner, Accounting Department, salaries and expenses.....	24,500.00
State Tax Commissioner, Business and Professional Tax.....	56,000.00
State Tax Commissioner, Uniform Assessment.....	25,000.00
Public Service Commission, salaries.....	18,000.00
Compensation Commissioner, salary.....	6,000.00

State Prohibition Commissioner, salary and expense..	55,000.00
Department of Mines, salaries and expense.....	116,200.00
Commissioner of Banking, salaries and expense.....	32,200.00
Bureau of Labor, salaries and expense.....	26,500.00
Bureau of Labor, Weights and Measures, salaries and expense.....	9,600.00
Department of Archives and History, salaries and expense.....	14,200.00
Department of Health, salaries and expense.....	74,800.00
Capitol Buildings and Grounds.....	41,000.00
Capitol Buildings and Land.....	1,724,635.62
Janitor and Labor Fund, Capitol Building.....	28,800.00
Keeper of Rolls, salary.....	300.00
Legislative Hand Book and Manual.....	12,000.00
Printing, Binding and Stationery.....	100,000.00
State Sinking Fund Commission, expenses.....	8,000.00
Recodification Commission, salaries and expense.....	33,000.00
World War, Relief of Soldiers, Sailors, Marines.....	50,000.00
Child's Welfare Commission, salaries and expense....	4,750.00
Bureau of Colored Welfare and Statistics, salaries and expense.....	6,100.00
Emergency Appropriation, for emergencies that arise when Legislature is not in session.....	50,000.00
State Senate, salaries of Members.....	15,000.00
House of Delegates, salaries of Members.....	47,000.00
General School Fund, to supplement.....	1,000,000.00
Auditor's Office, Land Grant Index.....	2,670.00
Supreme Court, rebinding reports.....	1,628.59
Legislative printing and binding.....	5,571.64
Oil and Gas Tax Transportation Litigation.....	9,024.54
Suit, Pa. and Ohio vs. West Virginia.....	332.18
Widow of Chas. Walker.....	500.00
Vicksburg Monument Commission.....	1,170.02
Department of Public Safety:	
Expense of Department.....	500,000.00
<hr/>	
Total estimated disbursements other than through State Board of Control.....	\$ 4,784,582.59
Total estimated disbursements through the State Board of Control, brought forward.....	3,478,545.91
<hr/>	
Total estimated disbursements, General Revenue	\$ 8,263,128.50
 Note—The above classified as follows:	
Salaries of Legislature and Compiling Hand Book... \$	74,000.00
Buildings and Land.....	2,189,431.53
Repairs and Improvements.....	368,500.00
Department of Public Safety.....	500,000.00
Supplement General School Fund.....	1,000,000.00
All other purposes.....	4,131,196.97
<hr/>	
Total.....	\$ 8,263,128.50
 Estimated Expense 1923 Legislature and Miscellaneous	
Current Year Appropriations.....	350,000.00
<hr/>	
Grand Total.....	\$ 8,613,128.50

**CASH RECEIPTS OF THE STATE OF WEST VIRGINIA FOR THE  
YEAR ENDING JUNE 30, 1922.**

**STATEMENT OF ACTUAL RECEIPTS OF THE "GENERAL SCHOOL  
FUND" OF WEST VIRGINIA DURING THE YEAR  
ENDING JUNE 30, 1922**

The following is a statement of cash receipts of the "General School Fund" during the year ending June 30, 1922:

State Capitation Tax.....	\$ 337,840.03
Fines imposed Circuit, Criminal Justice's Courts....	31,601.41
Fines Game and Fish Warden.....	107.50
Interest on Investment "The School Fund".....	55,480.84
Interest on Deposits.....	92,263.65
State License Tax, privilege of conducting certain business.....	399,161.52
State License Tax on Marriage.....	18,776.00
State Tax on Forfeitures.....	4,418.52
State Tax, account sale and redemption of forfeited land by Commissioners of School Lands.....	1,682.63
State Tax, account redemption of delinquent land from Auditor.....	11,088.15
State Tax, account sale delinquent land by Sheriff....	8,417.04
Teacher's Examination Fees.....	4,734.17
Teacher's Institute Fees.....	8,322.99
Teacher's Emergency Fees.....	2.00
Other Fees State Superintendent of Schools.....	2,200.00
National Forest Reserve.....	1,110.45
Sale of Confiscated Automobile.....	693.95
Federal Aid Rehabilitation Work.....	8,377.48
Supplement from General Revenue.....	300,000.00

Total Receipts "General School Fund"..... \$ 1,286,278.33

**STATEMENT OF ACTUAL RECEIPTS OF "THE SCHOOL FUND" OF  
WEST VIRGINIA DURING THE YEAR ENDING JUNE 30, 1922**

The following is a statement of the cash receipts of "The School Fund" of West Virginia during the year ending June 30, 1922, from the redemption or sale of bonds and other securities in which the fund has been previously invested:

County	City, Town or District		
Berkeley.....	County.....	\$	7,500.00
Braxton.....	Sutton, Town.....		2,000.00
Clay.....	County.....		6,600.00
Hancock.....	New Cumberland.....		5,000.00
Harrison.....	Clarksburg, City.....		30,000.00
Kanawha.....	St. Albans, City.....		5,000.00
Mason.....	Lewis District.....		6,000.00
	Pt. Pleasant, City.....		11,500.00
Monongalia.....	Grant District.....		48,000.00
	Morgan District.....		2,000.00
McDowell.....	Welch.....		5,000.00
Nicholas.....	Richwood.....		1,000.00
Preston.....	Kingwood.....		4,000.00
Upshur.....	Buckhannon, Town.....		6,000.00
Webster.....	Fork Lick District.....		5,300.00
	Glade District.....		11,600.00
Wirt.....	Elizabeth.....		5,000.00
<b>Industrial:</b>			
	Charleston Milling and Produce Co.....		3,000.00
	Lewisburg Female Institute.....		1,500.00

Total Receipts "The School Fund"..... \$ 166,000.00

## WORKMAN'S COMPENSATION FUND.

Cash Balance July 1, 1921..... \$ 35,530.98

*Receipts*

Premiums on Insurance.....	\$ 1,843,050.55
Interest on Deposits.....	8,476.98
Interest on Investments.....	\$533,887.57
Less accrued interest on bonds..	114,539.49
Insurance on Furniture—Capitol Fire.....	419,348.08
	28,950.04
<b>Redemption and Sale of Bonds:</b>	
<b>Boone.....</b>	
Madison, Town.....	40,000.00
Sherman.....	25,000.00
Washington.....	2,000.00
<b>Braxton.....</b>	
Burnsville, Town.....	2,000.00
Otter.....	73,800.00
<b>Cabell.....</b>	
County.....	111,000.00
Huntington, Ind.....	37,500.00
Huntington, City.....	00,000.00
<b>Calhoun.....</b>	
Grantsville, Town.....	12,500.00
<b>Fayette.....</b>	
Kanawha District.....	36,000.00
Mt. Cove District.....	3,700.00
Nuttall District.....	7,600.00
Quinnimont District.....	5,500.00
Montgomery, City.....	1,000.00
<b>Greenbrier.....</b>	
Blue Sulphur District.....	94,000.00
Frankford District.....	30,000.00
Meadow Bluff District..	2,000.00
Ronceverte, Town.....	1,000.00
<b>Hampshire.....</b>	
Court House.....	35,000.00
<b>Hancock.....</b>	
Court House.....	100,000.00
<b>Harrison.....</b>	
Clay District.....	12,000.00
<b>Jackson.....</b>	
Ravenswood, Ind.....	1,000.00
<b>Kanawha.....</b>	
Charleston, Ind.....	00,000.00
Charleston School.....	21,500.00
Elk District.....	38,000.00
Jefferson District.....	23,500.00
Loudon District.....	17,000.00
Malden District.....	4,000.00
Poca District.....	500.00
Union District.....	20,000.00
Charleston, City.....	315,000.00
East Bank, Town.....	2,000.00
St. Albans, City.....	5,000.00
South Charleston, City..	3,000.00
<b>Lewis.....</b>	
Hackers Creek, Road....	95,000.00
<b>Lincoln.....</b>	
County.....	95,000.00
Carroll District.....	4,000.00
<b>Logan.....</b>	
County.....	67,000.00
Triadelphia District....	5,000.00
<b>Marion.....</b>	
Fairmont, School.....	3,000.00
Fairmont, City.....	29,000.00
Grant District.....	20,000.00
Lincoln District.....	66,500.00
Paw Paw District.....	11,000.00
<b>Marshall.....</b>	
Clay District.....	4,000.00
<b>Mason.....</b>	
Graham District.....	4,500.00
Lewis District.....	7,000.00
Waggener District.....	4,500.00
<b>Mercer.....</b>	
East River District.....	192,000.00
<b>Mineral.....</b>	
Elk District.....	14,000.00

Mingo.....	County.....	56,000.00
	Lee School District.....	105,000.00
	Williamson, Ind.....	250,000.00
Monongalia.....	Clay District.....	117,500.00
	Grant District.....	20,000.00
Monroe.....	Union School District.....	23,000.00
	Wolf Creek District.....	5,000.00
Morgan.....	Cacapon District.....	30,000.00
McDowell.....	Adkin District.....	39,000.00
	Big Creek District.....	2,000.00
	Elkhorn District.....	38,500.00
	North Fork District.....	18,000.00
	Sandy River District.....	10,000.00
	Welch, City.....	3,000.00
Ohio.....	Wheeling, City.....	982,000.00
Pocahontas.....	Greenbank District.....	8,000.00
Putnam.....	Curry District.....	3,000.00
	Scott District.....	4,000.00
	Union District.....	500.00
Raleigh.....	Clear Fork District.....	5,000.00
	Marsh Fork District.....	1,000.00
Randolph.....	Beverly.....	2,000.00
	Roaring Creek.....	2,000.00
Roane.....	Walton District.....	14,000.00
Summers.....	Forest Hill District.....	3,000.00
	Green Sulphur District.....	11,500.00
	Greenbrier District.....	21,000.00
	Jumping Branch District.....	1,000.00
	Pipestem District.....	2,100.00
	Talcott District.....	15,700.00
Taylor.....	County.....	119,000.00
Upshur.....	Buckhannon.....	5,000.00
Wayne.....	Ceredo, Ind.....	88,000.00
	Ceredo, Town.....	3,000.00
Webster.....	County.....	30,000.00
Wetzel.....	Clay District.....	7,900.00
Wood.....	Parkersburg City.....	111,000.00
Wyoming.....	Slab Fork District.....	12,000.00
Charleston Milling and Produce Co.....		2,000.00
Smith and Wise.....		15,000.00
Thatcher, Whittemore Glass Co.....		1,000.00
First Liberty.....		60,000.00
Second Liberty.....		100,000.00
Third Liberty.....		500,000.00
Fourth Liberty.....		1,000,000.00
	<b>Total Receipts.....</b>	<b>\$ 7,850,125.65</b>
	<b>Total Receipts including Balance.....</b>	<b>\$ 7,885,656.63</b>
	<i>Disbursements</i>	
	For payment of benefits.....	\$ 1,941,704.85
	For investment in bonds and other securities (See page 44 for itemized list).....	5,691,100.00
	Administration expense, other than salary of Commissioner (See No. 360 for itemized list).....	137,043.84
	For replacement of Furniture and Fixtures) (See No .360 for itemized list).....	40,000.00
	Audit of Department.....	1,060.00
	<b>Total Disbursements.....</b>	<b>\$ 7,810,908.69</b>
	<b>Cash Balance July 1, 1922.....</b>	<b>\$ 74,747.94</b>

**STATEMENT OF ACTUAL RECEIPTS OF THE "STATE FUND  
GENERAL REVENUE" OF WEST VIRGINIA DURING  
THE YEAR ENDING JUNE 30, 1922**

The following is a statement of actual cash receipts of the "State Fund General Revenue" during the year ending June 30, 1922, applicable to the payment of appropriations which are payable out of General Revenue:

State Tax, 10-cent general levy on real and personal property.....	\$ 1,370,239.34	
Less overpayments refunded.....	1,893.88	\$ 1,368,345.46
<hr/>		
State Tax, 10-cent general levy on public service corporations.....		357,839.51
State License Tax on charters.....	836,436.58	
Less overpayments refunded.....	1,489.06	834,947.52
<hr/>		
Land Tax, Excess Acreage, paid by Corporations.....		90.00
Collateral Inheritance Tax.....	600,765.85	
Less overpayments refunded.....	426.48	600,339.37
<hr/>		
Special Excise Tax.....	510,588.09	
Less overpayments refunded.....	54,505.01	456,083.08
<hr/>		
Fees accruing in Auditor's Office.....	77,200.09	
Less overpayments refunded.....	15.50	77,184.59
<hr/>		
Business-Profession Tax, Gross Sales..	1,451,105.05	
Less overpayments refunded.....	3,996.62	1,447,108.43
<hr/>		
Fees accruing in Secretary of State's Office.....	22,370.28	
Less overpayments refunded.....	5.00	22,365.28
<hr/>		
Tax on Insurance and Certificates of Authority.....	442,862.12	
Less overpayments refunded.....	92.65	442,769.47
<hr/>		
Fees accruing in Banking Commissioner's Office.....		21,235.39
Fees accruing in Public Service Commission.....		11.50
Sale of Books by Secretary of State.....		5,281.55
Tax on Seal (Secretary of State).....		4,201.00
Statutory Attorney Fees.....		21,090.15
Collections from counties account inmates Industrial School for Boys.....		18,024.51
Sale of Property from Capitol.....		624.66
Rent of Island Kanawha River.....		10.00
Redeposit of outstanding checks.....		238.63
License Tax to sell books, etc.....		20.00
Pharmacy Commission Fees.....		1,903.50
Rent, Rifle Range, Caddell.....		150.00
Rent, Virginia Street Residence.....		1,100.00
Fees, Hotel Inspector.....		5,568.93
Payment account sale of Fairmont School property..		15,000.00
<hr/>		
Total.....		\$ 5,701,532.53
Insurance on burned building and furniture.....		533,455.23
Cash payment, old Capitol Site.....		325,250.00
<hr/>		
Total.....		\$ 6,560,237.76

**STATEMENT OF ACTUAL RECEIPTS OF THE "STATE FUND  
SPECIAL REVENUE" OF WEST VIRGINIA DURING  
THE YEAR ENDING JUNE 30, 1922**

The following is a statement of the actual cash receipts of the "State Fund Special Revenue" for the year ending June 30, 1922, applicable to the payment of appropriations which are payable out of special revenue; viz., out of moneys collected for the specific purpose.

Applicable to the payment of requisitions drawn by others than the State Board of Control:

Collections from counties, districts and municipalities account audits made by Tax Commissioner ex-officio Chief Inspector.....	\$	42,401.93	
Collected by State Department of Health, Fees.....		7,009.10	
U. S. Health Department.....		3,964.45	
Rockefeller Foundation.....		6,778.06	
Shepherd-Towner Fund.....		1,038.33	
Special Tax Collected by State Auditor:			
Account State Fire Marshal's Department.....		37,751.58	
Account Investment Co. Fees.....		9,115.00	
Special Tax Collected by Commissioner of Agriculture:			
Fertilizer Tag Fees.....		13,743.21	
Pure Stock Food Fees.....		33,674.99	
Nursery Inspection Fees.....		1,805.00	
Sire Registration Fees.....		295.00	
Militia Fines and Collections.....		821.37	
Special License Fees assessed against public service corporations for expenses of Public Service Commission.....		80,739.31	
Forest, Game and Fish Commission, Licenses.....		79,102.32	
Total Other than Board of Control.....	\$	318,239.65	

Applicable to payment of requisitions drawn by State Board of Control:

Board of Control:			
Miscellaneous Collections.....	\$		1,112.22
Weston State Hospital:			
Pay Patients.....	\$	4,733.90	
Collections from Counties.....		5,205.92	
Funeral Supplies.....		4,594.65	
Attendants.....		267.88	
Live Stock.....		441.61	
Sale of old property.....		863.59	
Rent.....		190.00	
Overpayments or credits.....		239.18	
Labor, \$109.30; X-Ray, \$68.25.....		177.55	
Miscellaneous receipts.....		146.17	
From General Revenue Appropriation			
—Repairs and Improvements.....		12,135.15	28,995.60
Spencer State Hospital:			
Pay Patients.....		8,534.14	
Collections from Counties.....		5,190.43	
Refund of Traveling Expense.....		1,004.82	
Board and Rent.....		134.00	
Sale of Supplies and Old Property.....		595.87	
Live Stock.....		1,347.93	
Overpayments or Credits.....		162.72	
Advance Allowance—S. R. Holroyd..		1,319.70	
Erroneous Credit—later refunded....		250.00	
Miscellaneous Collections.....		79.89	18,619.50



<b>Huntington State Hospital:</b>		
Collections from Counties.....	21,847.76	
Pay Patients.....	40,661.65	
<b>From General Revenue Appropriation:</b>		
for Repairs.....	1,913.59	
for Building and Land.....	796.75	
Miscellaneous.....	430.75	65,650.50
<hr/>		
<b>Welch Hospital No. 1:</b>		
Pay Patients.....	51,681.48	
Miscellaneous Collections.....	1,708.99	53,390.47
<hr/>		
<b>McKendree Hospital No. 2:</b>		
Pay Patients.....	5,263.84	
Miscellaneous Collections.....	272.41	5,536.25
<hr/>		
<b>Fairmont Hospital No. 3:</b>		
Pay Patients.....	8,047.03	
Collections from Counties.....	77.42	
From Civil Contingent Fund to equip new Ward.....	2,500.00	
Miscellaneous Collections.....	.72	10,625.17
<hr/>		
<b>Colored Hospital for Insane:</b>		
Miscellaneous Collections.....		37.97
<b>State Tuberculosis Sanitarium:</b>		
Pay Patients.....	60,369.50	
Miscellaneous Collections.....	2,755.65	63,125.15
<hr/>		
<b>Colored Tuberculosis Sanitarium:</b>		
Pay Patients.....	2,125.11	
From General Revenue Appropriation for Repairs.....	329.24	
Miscellaneous Collections.....	807.64	3,261.99
<hr/>		
<b>Boys' Industrial School:</b>		
Products Evans-Rector Farm.....	53.00	
Live Stock.....	47.50	
From Print Shop.....	842.39	
From General Revenue Appropriation, Building and Land.....	299.35	
Miscellaneous Collections.....	314.39	1,556.63
<hr/>		
<b>Industrial Home for Girls:</b>		
Collections from Counties.....	572.98	
Insurance.....	1,416.34	
Miscellaneous Collections.....	194.70	2,184.02
<hr/>		
<b>West Virginia Colored Orphan's Home:</b>		
Insurance.....	64,526.45	
Miscellaneous Collections.....	10.00	64,536.45
<hr/>		
<b>Geological Survey:</b>		
Sales of Publication.....	2,882.33	
From General Revenue Appropriation: Publishing Report, Tucker County	4,952.54	
Miscellaneous Collections.....	192.98	8,027.85
<hr/>		
<b>State Board of Optometry:</b>		
Fees Collected.....		655.39
<b>Dental Board of Examiner:</b>		
Fees Collected.....		1,227.90

Veterinary Board of Examiners:		
Fees Collected.....		364.00
State Board of Examination for Nurses:		
Fees Collected.....		2,330.00
Hotel Inspector:		
Fees Collected.....		775.26
Pt. Pleasant Monument:		
Rent of Docks.....	200.00	
Miscellaneous Collections.....	339.96	
From General Revenue Appropriations—Walls.....	974.03	1,513.99
Berkeley Springs Board:		
Rent.....		200.00
Insurance on Public Buildings:		
Policies Canceled.....		9,888.94
Smith-Hughes Fund—Federal Aid:		
Agricultural Teachers and Supervisors.....	28,207.31	
Trades and Home Economics.....	9,450.10	
Preparing Teachers and Supervisors Vocational Subjects.....	11,126.57	48,783.98
State Board of Architects:		
Fees.....		1,526.48
State Board of Engineers:		
Fees.....		2,246.71
State Penitentiary:		
Convict Labor.....	188,807.69	
Electricity furnished Contractor.....	4,617.54	
Steam for drying furnished contractors.....	270.00	
Fire protection furnished contractors.....	1,360.08	
Support of Federal prisoners.....	8,619.53	
Stock and farm products sold.....	1,135.63	
Freight, drayage and express.....	241.34	
Telegraph, telephone and refunds.....	87.65	
Souvenirs sold.....	61.60	
Barbering and shoe repairing.....	131.81	
Wagon gate and visitors' tickets.....	702.53	
Postage.....	77.43	
Expense of bloodhounds.....	112.00	
Donation, Christmas treat for prisoners.....	325.60	
Rent, room and lot.....	74.94	
Supplies for farm at Maggie.....	75.00	
Miscellaneous.....	61.63	
Supplies sold from Central Warehouse.....	12,194.06	218,956.06
West Virginia University:		
General Educational Board.....	4,600.00	
Student Fees.....	79,931.10	
Music Fees.....	13,492.29	
Athletic Fees.....	44,137.75	
Medical Fees.....	7,434.50	
Laboratory Fees.....	2,617.70	
Book Store.....	38,500.00	
Woman's Hall.....	45,572.82	
Farm Fund.....	18,054.71	
Endowment Interest.....	6,864.00	
Athenaeum.....	2,464.40	
Debating Council.....	811.35	
Miscellaneous:		
Refund Salary H. C. Jones.....	1,000.00	
U. S. Government Instruction.....	2,741.68	

Sundry Collections.....	1,441.22	
Insurance.....	1,764.16	
From General Revenue Appropriation:		
Repairs.....	1,346.16	
Building and Land.....	53,488.17	
Federal Government Aid:		
Morrill Fund.....	40,000.00	
Smith-Lever.....	120,982.73	
Smith-Hughes.....	22,013.37	
War Training.....	52.20	509,310.31
<hr/>		
<b>Agricultural Experiment Station:</b>		
<b>State Fund:</b>		
Reyman Farm Products.....	9,467.52	
Department of Horticulture.....	1,245.98	
Department of Agronomy.....	338.81	
Dairy Sales.....	10,116.34	
Poultry Sales.....	4,628.34	
Advance Registry Testing.....	708.56	
Animal Husbandry.....	307.28	
Ice sold.....	55.00	
From Director's Office.....	1,858.86	
Refund from E. L. Andrews.....	136.49	
Transfer from Appropriation for salaries, August and September....	2,222.86	
Miscellaneous Collections.....	82.00	
<b>Federal Government Aid:</b>		
Adams Fund.....	15,000.00	
Hatch Fund.....	15,000.00	
<b>Miscellaneous:</b>		
Refund of advance allowance.....	2,000.00	
Dairy products.....	1,000.00	
Sundry collections.....	1,104.50	65,272.54
<hr/>		
<b>Community Packing House:</b>		
Return of advance J. L. Coulter.....	2,133.12	
Transfer from student fees.....	1,551.34	
Miscellaneous collections.....	92.00	3,776.46
<hr/>		
<b>New River State School:</b>		
Boarding House.....	10,341.48	
Enrollment and tuition.....	5,020.00	15,361.48
<hr/>		
<b>Potomac State School:</b>		
Boarding House.....	12,051.57	
Enrollment and Tuition.....	2,598.02	
Music Fees.....	2.50	
Athletic Fees.....	1,252.03	
Typewriting Fees.....	152.00	
Farm Fund.....	1,086.65	
Miscellaneous Collections.....	76.10	
Smith-Hughes (Federal Aid).....	416.64	17,635.51
<hr/>		
<b>Concord Normal School:</b>		
Boarding House.....	10,628.05	
Enrollment and Tuition.....	2,711.11	
Athletic Fees.....	1,598.58	
Model School Fees.....	740.44	
Summer School Fees.....	1,500.00	
Extension Fees.....	790.00	
Music Fees.....	492.00	
Miscellaneous Collections.....	554.86	19,015.04

<b>Fairmont Normal School:</b>		
Enrollment and Tuition.....	2,128.00	
Athletic Fees.....	1,817.41	
Extension Fees.....	1,135.00	
Summer School.....	2,184.00	
Miscellaneous.....	22.16	
From General Revenue Appropriations for Repairs.....	365.48	7,652.05
<hr/>		
<b>Glenville Normal School:</b>		
Boarding House.....	9,230.11	
Enrollment and Tuition.....	8,125.25	
Athletic Fees.....	18.14	
Music Fees.....	402.65	
Summer School.....	660.00	
Miscellaneous Collections.....	31.84	
From General Revenue Appropriations for Repairs.....	1,236.17	19,704.16
<hr/>		
<b>Marshall College Normal School:</b>		
Boarding House.....	32,289.60	
Enrollment and Tuition.....	10,269.50	
Music Fees.....	4,417.37	
Athletic Fees.....	5,125.67	
Farm Fund.....	580.72	
Model School.....	3,460.00	
Summer School.....	3,420.00	
Dining Hall.....	4,710.01	
Library.....	22.75	
Miscellaneous.....	164.94	
From General Revenue Appropriation Physical Ed. Building.....	14,669.50	79,130.06
<hr/>		
<b>Shepherd College Normal School:</b>		
Boarding House.....	9,338.93	
Enrollment and Tuition.....	3,433.70	
Athletic Fees.....	20.00	
Music Fees.....	731.25	
Summer School.....	1,560.00	
Extension Fees.....	396.25	
Miscellaneous Collections.....	492.18	15,972.31
<hr/>		
<b>West Liberty Normal School:</b>		
Boarding House.....	12,227.39	
Enrollment and Tuition.....	1,188.17	
Music Fees.....	25.95	
Athletic Fees.....	752.99	
Summer School.....	1,248.00	
Extension.....	1,743.00	
Miscellaneous.....	907.34	
From General Revenue:		
Building and Land.....	7,776.90	
Repairs and Improvements.....	2,000.00	27,869.74
<hr/>		
<b>West Virginia Collegiate Institute:</b>		
Boarding House.....	30,466.22	
Enrollment and Tuition.....	558.01	
Music Fees.....	167.56	
Books.....	2,669.77	
Medical Fees.....	795.32	
Athletic Fees.....	1,666.29	

Summer School.....	1,822.00	
Miscellaneous Collections.....	3,170.75	
Federal Government Aid:		
Morrill Fund.....	10,000.00	
Smith-Hughes.....	190.00	51,505.92
<b>Bluefield Colored Institute:</b>		
Boarding House.....	9,185.19	
Enrollment and Tuition.....	964.50	
Music Fees.....	204.00	
Miscellaneous Collections.....	582.36	
Smith-Hughes (Federal Aid).....	467.50	11,403.55
<b>Deaf and Blind School:</b>		
Collections from Counties.....	2,310.26	
Broom Shop.....	1,584.17	
Print Shop.....	161.50	
Weave Shop.....	170.42	
Shoe and Dressmaking Shops.....	105.82	
Farm and Dairy Products.....	296.54	
Sundry Sales.....	267.41	
Coal sold.....	306.74	
Refunds.....	182.97	
Cement bags returned.....	158.60	
Miscellaneous.....	383.46	
Unclassified.....	675.27	
From General Revenue Appropriation:		
Current Expense Col. D. & B.....	1,350.00	
Repairs D. & B. School.....	2,130.52	
Redemption of R. R. Tickets.....	385.68	10,469.36
<b>Colored Deaf and Blind School:</b>		
From General Revenue Appropriation—Current Expenses.....		2,700.00
<b>Total "Special Revenue" receipts applicable to the payment of requisitions by State Board of Control.....</b>		<b>1,471,906.97</b>
<b>Total "Special Revenue" receipts applicable to the payment of requisitions drawn by others than the State Board of Control, brought forward.....</b>		<b>318,239.65</b>
<b>Grand Total Receipts "State Fund", Special Revenue</b>		<b>1,790,146.62</b>
<b>Classified as follows:</b>		
Transferred from General Revenue appropriation....	\$ 113,086.41	
Other Transfers.....	13,009.98	
Supplies sold from Central Warehouse.....	12,194.06	
Actual Receipts.....	1,651,856.17	
<b>Total.....</b>	<b>\$ 1,790,146.62</b>	

**STATEMENT OF ACTUAL RECEIPTS OF THE "STATE ROAD  
FUND SPECIAL REVENUE" OF WEST VIRGINIA  
DURING THE YEAR ENDING JUNE 30, 1922**

<b>State Road Fund:</b>		
Automobile License.....	\$ 1,474,202.67	
Less Refund.....	14,275.68	\$ 1,459,926.99
Dealers' License.....	24,966.10	
Less Refund.....	132.59	24,833.51
Motorcycle License.....	7,140.43	
Less Refund.....	18.75	7,121.68
Truck License.....	170,894.15	
Less Refund.....	1,406.31	169,487.84
Commercial License.....	27,583.71	
Less Refund.....	601.13	26,982.58
Chauffeur's License.....	58,692.66	
Less Refund.....	72.75	58,619.91
Operator's License.....	84,087.99	
Less Refund.....	51.00	84,036.99
Sale of Equipment.....		139,038.90
Federal Government Aid.....		982,484.46
Accrued Interest.....		186,875.00
Sale of Bonds.....		15,000,000.00
Refund, Special Privilege Tax.....		2,180.79
Refund, sale of blue prints.....		275.83
Refund to sundry appropriations.....		6,481.88
<b>Total.....</b>		<b>\$18,148,346.36</b>

**CASH BALANCE IN STATE TREASURY OF WEST VIRGINIA,  
JULY 1, 1922, BY FUNDS, AS SHOWN BY AUDITOR'S  
AND TREASURER'S RECORDS**

The School Fund.....	\$ —0—
General School Fund.....	145,726.83
Workmen's Compensation Fund.....	74,747.94
State Fund—General Revenue.....	664,582.78
State Fund—Special Revenue.....	747,060.46
State Fund—Moneys belonging to Counties, Districts and Municipalities.....	174,747.85
State Road Fund.....	14,665,143.30
State Road Sinking Fund.....	150,004.68
Virginia Debt Sinking Fund.....	558,930.04
<b>Total Cash Balance, all Funds.....</b>	<b>\$17,180,943.88</b>
Note—\$22,589.00 of the above balance is not available for checking purposes and is represented by deposits made in the following banks, which have been in the hands of receivers:	
Fidelity Banking & Trust Co., Bluefield.....	\$ 13,457.39
First National Bank, Sutton.....	67.49
First National Bank, Friendly.....	537.34
Grafton Bank.....	193.72
Peoples Bank of Keyser.....	8,333.06
<b>Total.....</b>	<b>\$ 22,589.00</b>

## Cash Disbursements of the State of West Virginia for the Year Ending June 30, 1922

### STATEMENT OF ACTUAL DISBURSEMENTS OF "THE SCHOOL FUND" OF WEST VIRGINIA, YEAR ENDING JUNE 30, 1922

The following is a statement of the cash disbursements of "The School Fund" during the year ending June 30, 1922. All of the disbursements were made for purchase of bonds and notes as an investment of said fund:

Boone County, Washington District:	
3—6% Bonds, dated Oct. 17, 1921, due \$2,000 1925, \$1,000 1926.....	\$ 3,000.00
Boone County, Peytona District:	
3—6% Bonds, dated March 21, 1921, due July 1, 1923.....	3,000.00
Greenbrier County, Lewisburg Independent:	
36—6% Bonds, dated Sept. 1, 1920, due part each year 1926 to 1934.....	18,000.00
Hancock County, Town of New Cumberland:	
10—6% Bonds, dated July 1, 1921, due 1922-1931 Due 1922-1937.....	5,000.00
Lewis County, Hacker's Creek District:	
60—6% Bonds, dated July 1, 1921, due \$10,000 1929, \$20,000 1930.....	30,000.00
Logan County:	
5—5% Bonds, dated Jan. 1, 1920, due Jan. 1, 1940.....	5,000.00
Mason County, Waggener District:	
10—5% Bonds, dated June 1, 1919, due \$2,500 each 1935, 1936.....	5,000.00
Monongalia County, Grant District:	
48—5% Bonds, dated July 1, 1920, due Jan. 1, 1940.....	48,000.00
Putnam County, Scott District:	
2—5% Bonds, dated May 1, 1920, due May 1, 1928.....	2,000.00
Pocahontas County, Greenbank District:	
30—5% Bonds, dated July 1, 1920, due \$1,500 1936, \$9,500 1937, \$5,500 1938.....	16,500.00
Summers County, Pipestem District:	
1—5% Bond, dated July 1, 1919, due July 1, 1949.....	700.00
Upshur County, City of Buckhannon:	
13—6% Bonds, dated Jan. 3, 1921, due \$1,000 each year.....	6,500.00
Wayne County, City of Kenova:	
20—5% Bonds, dated Dec. 1, 1915, due 1925-1945	10,000.00
Wyoming County, Slab Fork District:	
20—6% Bonds, dated July 1, 1920, due 1925-1940	15,000.00
First United Brethren Church:	
40—6% Bonds, dated Sept. 1, 1921, due 1924- 1936.....	4,000.00
<b>Total.....</b>	<b>\$ 171,700.00</b>

**STATEMENT OF ACTUAL DISBURSEMENTS OF "THE WORK-  
MEN'S COMPENSATION FUND" OF WEST VIRGINIA  
DURING THE YEAR ENDING JUNE 30, 1922**

▀ The following is a statement of the cash disbursements of the "Workmen's Compensation Fund" during the year ending June 30, 1922.

**Disbursements for purchase of bonds as an investment:**

<b>Berkeley County, City of Martinsburg:</b>		
115—5% Bonds, dated Jan. 1, 1917, due 1937-1951.....	\$	85,000.00
<b>Boone County, Peytona District:</b>		
14—6% Bonds, dated Oct. 17, 1921, due part each year 1929 to 1936.....		14,000.00
<b>Boone County, Sherman District:</b>		
50—5% Bonds, dated June 1, 1920, due \$10,000 each year beginning 1922.....		50,000.00
<b>Boone County, Sherman District:</b>		
35—5% Bonds, dated June 1, 1919, due \$2,000 1937 and \$10,000 each year after.....		35,000.00
<b>Boone County, Town of Madison:</b>		
40—6% Bonds, dated April 1, 1921, due (sold to Kanawha Valley Bank).....		40,000.00
<b>Braxton County, Otter District:</b>		
165—6% School Bonds, dated Jan. 1, 1921, due 1933-1937 (sold \$73,800).....		99,000.00
<b>Cabell County:</b>		
145—5% Bonds, dated July 1, 1920, due 1940-1950.....		145,000.00
<b>Cabell County, Huntington Independent:</b>		
290—5% Bonds, dated Dec. 1, 1919, due 1928-1937.....		145,000.00
<b>Calhoun County, Town of Grantsville:</b>		
25—6% Bonds, sold to Kanawha Valley Bank...		12,500.00
<b>Fayette County, Kanawha District:</b>		
122—5% Bonds, dated July 1, 1919, due beginning 1933 to 1951.....		122,000.00
<b>Fayette County, Mt. Cove District:</b>		
63—5% Bonds, dated July 1, 1919, due part each year 1941 to 1953.....		46,600.00
<b>Fayette County, Quinimont District:</b>		
114—5% Bonds, dated July 1, 1919, due part each year 1928 to 1946.....		82,700.00
<b>Greenbrier County, Blue Sulphur District:</b>		
94—6% Bonds (sold to Kanawha Valley Bank)...		94,000.00
<b>Greenbrier County, Falling Springs:</b>		
10—6% Bonds, dated Oct. 1, 1919, due \$2,000 each year beginning 1926.....		10,000.00
<b>Greenbrier County, Frankford H. S.:</b>		
10—6% Bonds, dated June 1, 1920, due \$2,000 each year.....		10,000.00
<b>Greenbrier County, Frankford District:</b>		
15—6% Bonds (sold Kanawha Valley Bank)....		15,000.00
<b>Hampshire County, Court House:</b>		
35—6% Bonds (sold Kanawha Valley Bank)....		35,000.00
<b>Hancock County, Butler District:</b>		
25—5% Bonds, dated May 1, 1919, due part each year 1928 to 1934.....		25,000.00
<b>Hancock County, Court House:</b>		
100—6% Bonds, dated Aug. 1, 1920, due (redeemed and sold).....		100,000.00



<b>Harrison County, City of Shinnston:</b>	
61—6% Bonds, dated Dec. 1, 1920, due \$30,000 in 1930, \$500 in 1935.....	30,500.00
<b>Harrison County, Simpson District, H. S.:</b>	
13—6% Bonds, dated May 1, 1921, due \$600 each year beginning 1928.....	7,800.00
<b>Jackson County, Ravenswood Independent:</b>	
45—5% Bonds, dated June 1, 1920, due \$2,000 each year beginning 1933.....	45,000.00
<b>Jackson County, Ripley Independent:</b>	
36—5% Bonds, dated April 1, 1920, due 1925-1940.....	18,000.00
<b>Kanawha County, Cabin Creek District:</b>	
145—5% Bonds, dated Oct. 1, 1919, due part each year 1927-8-9-32-3-4.....	145,000.00
<b>Kanawha County, Elk District:</b>	
200—5% Bonds, dated Oct. 1, 1919, due part each year 1926-29-20-31-34-35-38-39.....	200,000.00
<b>Kanawha County, Union District:</b>	
53—5% Bonds, dated Oct. 1, 1919, due \$5,000 each year beginning 1939.....	53,000.00
<b>Kanawha County, City of Charleston:</b>	
5% Bonds, dated Sept. 1, 1919, due 1927 and 1929	165,000.00
<b>Lewis County, Hacker's Creek District:</b>	
190—6% Road Bonds (sold Kanawha Valley Bank).....	95,000.00
<b>Lincoln County, Carroll District:</b>	
8—5% School Bonds, dated March 1, 1921, due \$4,000 each year 1933 to 1940.....	32,000.00
<b>Logan County, County:</b>	
398—5% Bonds, dated Jan. 1, 1920, due 1930-1940-1950.....	398,000.00
<b>Logan County, Triadelphia District:</b>	
15—5% Bonds, dated April 1, 1920, due part each year 1936-37-38-39.....	15,000.00
<b>Marion County, Fairmont District:</b>	
65—5% School Bonds, dated June 1, 1920, due part each year 1925 to 1934.....	65,000.00
<b>Marion County, Grant District:</b>	
8—5% Bonds, dated June 1, 1917, due 1939 and 1940.....	8,000.00
<b>Marion County, Lincoln District:</b>	
30—5% Bonds, dated June 1, 1917, due 1940 and 1941.....	30,000.00
<b>Marion County, Union Independent:</b>	
235—5% Bonds, dated June 1, 1919, due 1924-1953.....	117,500.00
<b>Marshall County, Clay District:</b>	
38—5% Road Bonds, dated Jan. 1, 1920, due \$6,000 each year 1924-5-6-36, \$7,000 each year 1934-5.....	38,000.00
<b>Marshall County, Meade District:</b>	
30—5% Bonds, dated Jan. 1, 1920, due part each year 1930-31-32-33-34.....	30,000.00
<b>Mason County, Graham District:</b>	
49—5% Bonds, dated June 1, 1919, due part each year 1936 to 1944.....	24,500.00
<b>Mason County, Waggoner District:</b>	
49—5% Bonds, dated June 1, 1919, due part each year 1936 to 1944.....	24,500.00
<b>Mercer County, East River District:</b>	
192—6% Bonds, (sold to Kanawha Valley Bank)	192,000.00

Mineral County, Elk District:	
37—5% Bonds, dated Aug. 1, 1919, due part each year 1943 to 1949.....	37,000.00
Mingo County, County:	
57—5% Bonds, dated May 1, 1917, due part each year 1931-32-33 and 1946.....	57,000.00
Mingo County, Lee District, School:	
420—6% Bonds, dated March 14, 1921, due \$7,000 each year beginning 1926 (\$105,000 sold)	210,000.00
Mingo County, Williamson Independent:	
900—6% School Bonds, dated July 1, 1921, due 1926-1955 (sold \$250,000 to K. B. & T. Co.)...	450,000.00
Monongalia County, Cass District:	
166—5% Bonds, dated July 1, 1919, due 1929-1949.....	166,000.00
Monongalia County, Grant District:	
132—5% Bonds, dated Oct. 1, 1919, due 1929-1949.....	132,000.00
Monroe County, Union District:	
85—5% School Bonds, dated May 1, 1920, due serially beginning 1923 (sold \$20,000).....	85,000.00
Monroe County, Wolf Creek District:	
99—5% Bonds, dated May 1, 1920, due part each year 1924-5-6-7-8-9-31-5-7-9-41-2-3.....	70,000.00
Morgan County, Cacapon District:	
120—5% Bonds, dated April 1, 1920, due part each year 1926 to 1930.....	60,000.00
Nicholas County, Richwood Independent:	
40—5% Bonds, dated July 1, 1920, due serially 1926 to 1935.....	20,000.00
Ohio County, City of Wheeling:	
350—5% Bonds, dated Jan. 1, 1920, due serially 1930-1949.....	340,000.00
Pocahontas County, Greenbank District:	
55—5% Bonds, dated July 1, 1920, due part each year 1929 to 1940.....	55,000.00
Putnam County, Curry District:	
20—5% Bonds, dated May 1, 1919, due serially 1928.....	19,500.00
Putnam County, Scott District:	
49—5% Bonds, dated May 1, 1920, due part each year, 1928 to 1940.....	49,000.00
Putnam County, Union District:	
12—5% Bonds, dated May 1, 1920 due.....	10,000.00
Raleigh County, Clear Fork District:	
248—5% Bonds, dated Jan. 1, 1920, due serially 1927 to 1950.....	124,000.00
Raleigh County, Marsh Fork District:	
250—5% Bonds, dated Jan. 1, 1920, due part each year 1927 to 1936, 1941 to 1944.....	125,000.00
Raleigh County, Town of Mabscott:	
58—5% Bonds, dated Jan. 1, 1921, due 1930-1950	30,000.00
Randolph County, Beverly District:	
50—5% Bonds, dated Oct 1, 1919, due part each year 1930 to 1944.....	50,000.00
Randolph County, Huttonsville High School:	
10—5% Bonds, dated April 1, 1920, due serially.	10,000.00
Roane County, Reedy District:	
106—5½% Bonds, dated July 1, 1919, due \$30,000 1928 to 1934, \$23,000 1941 to 1948...	53,000.00
Summers County, Forest Hill District:	
5—5% Bonds, dated July 1, 1920, due 1926-1927-1928.....	2,500.00

<b>Summers County, Green Sulphur District:</b>	
26—5% Bonds, dated July 1, 1920, due part each year 1926 to 1930.....	13,000.00
<b>Taylor County, County:</b>	
371—5% Bonds, dated June 1, 1920, due part each year 1925 to 1933.....	185,500.00
<b>Upshur County, Buckhannon District:</b>	
40—5% Bonds, dated July 1, 1917, due part each year 1929 to 1936.....	40,000.00
<b>Wayne County, Ceredo Independent:</b>	
88—6% Bonds (sold Kanawha Valley Bank)....	88,000.00
<b>Webster County, County:</b>	
90—5% Bonds, dated July 1, 1920, due part each year 1924-25-26.....	90,000.00
<b>Wetzel County, Clay District:</b>	
700—5% Road Bonds, dated Aug. 1, 1919, due serially beginning 1926.....	70,000.00
<b>Wood County, City of Parkersburg:</b>	
100—5% Bonds, dated June 1, 1919, due part each year 1927 to 1931.....	100,000.00
<b>Wyoming County, Slab Fork District:</b>	
50—6% Bonds, dated July 1, 1920, due 1925:1940	50,000.00
<b>Total Bonds Purchased.....</b>	<b>\$ 5,691,100.00</b>
<b>Disbursements for Accrued Interest.....</b>	<b>\$ 0,000.00</b>
<b>Disbursements for Awards.....</b>	<b>1,941,704.85</b>
<b>Disbursements for Administration Expenses.....</b>	<b>137,043.84</b>
<b>Disbursements for Replacement Furniture.....</b>	<b>40,000.00</b>
<b>Disbursements for Audit.....</b>	<b>1,060.00</b>
<b>Total Disbursements for all purposes, Workmen's Compensation Fund.....</b>	<b>\$ 7,810,908.69</b>

**STATEMENT OF ACTUAL DISBURSEMENTS OF "GENERAL SCHOOL FUND" OF WEST VIRGINIA, DURING THE YEAR ENDING JUNE 30, 1922**

The following is a statement of the cash disbursements of the "General School Fund" of West Virginia during the year ending June 30, 1922.

<i>Appropriation to pay Salary of State Superintendent of Free Schools.</i>	
Geo. M. Ford, salary 12 months.....	\$ 5,000.00
<i>Appropriation to pay Salary of Assistant Superintendent.</i>	
J. H. Hickman, salary 12 months.....	\$ 3,300.00
<i>Appropriation to pay Salaries of Stenographers and Clerks.</i>	
John W. Cooke, salary 12 months.....	\$ 2,650.00
H. A. Stover, salary 12 months.....	1,800.00
Maude Lewis, salary 12 months.....	1,800.00
Lillian Carver, salary 4 months.....	600.00
Anna McClellan, salary 12 months.....	1,500.00
Lucy Sission, salary 12 months.....	1,750.00
Margaret Ford, salary 11 + months.....	1,129.93
George Angelos, salary 12 months.....	1,200.00
L. Y. Sanders, salary 12 months.....	1,500.00
Ruth Stevenson, salary 1 + month.....	125.00
Dorothy Cooke, salary 2 + months.....	317.50
Alice M. Horan, salary 11 + months.....	860.00
Nelle C. Schaffer, salary 10 + months.....	1,533.33
Louise Evans, salary 1 + month.....	217.89
Thomas Newton, salary 1 + month.....	190.00
Laura Chambers, salary 1 + month.....	335.00
Margurite Stevenson, salary 2 months.....	250.00
Edith Perkins, salary 1 month.....	125.00
Cynthia Bird, services.....	7.50
R. L. Albrecht, services.....	25.00
M. A. Lilly, services.....	83.85
Total.....	\$ 18,000.00
Less refund to Appropriation from Smith-Hughes Fund.....	150.00
Net Total.....	\$ 17,850.00
<i>Appropriation for Contingent and Current Expenses of the Office of the State Superintendent of Free Schools.</i>	
Postage.....	\$ 2,293.85
Telephone.....	485.04
Telegraph.....	274.38
Office Supplies, Folders, Guides and Stationery, \$1,324.33 less amount refunded, \$307.80.....	1,016.53
Book Cases.....	215.30
2 Desks.....	137.20
File Cases.....	441.53
Curtains and Poles.....	70.75
Freight, Express and Drayage.....	268.89
Drinking Water.....	49.20
Mimeograph Supplies.....	32.62
Typewriters and Supplies.....	169.09
Dictagraph Supplies.....	27.62
Addressograph Supplies.....	17.30
Subscription to Papers.....	185.67
Books, \$281.39, less amount refunded, \$136.80.....	144.59
Maps and Blue Prints.....	23.00

Engravings, Half Tones, Cuts and Photos, \$314.93,	
less amount refunded, \$130.80.....	184.13
Water Cooler.....	36.40
Glass and Glazing.....	6.20
Plumbing.....	7.00
Electric Supplies.....	77.95
Hand Cart.....	17.88
Glass Ventilators.....	76.00
Window Screens.....	2.50
Keys.....	3.65
Boxes for Shipping Supplies.....	34.20
Red Cross Seals.....	10.00
LeRoy Clemens, Services.....	19.00
F. W. Hughes, Signs.....	27.00
Official Bond, Geo. M. Ford.....	12.00
<b>Total.....</b>	<b>\$ 6,366.47</b>
<i>Appropriation to pay Salaries of Six Members of the State Board of Education.</i>	
Howard M. Gore, salary 15 months.....	\$ 1,250.00
L. W. Burns, salary 15 months.....	1,250.00
Earle W. Oglebay, salary 15 months.....	1,250.00
Geo. S. Laidley, salary 15 months.....	1,250.00
F. N. Sycamore, salary 3 months.....	250.00
Lenna Lowe Yost, salary 12 months.....	1,000.00
W. C. Cook, salary 12 months.....	1,000.00
<b>Total.....</b>	<b>\$ 7,250.00</b>
<i>Appropriation for Per Diem and Expense of State Board of Education.</i>	
Geo. M. Ford, Transportation.....	\$ 701.93
Hotel and Meals.....	442.42
Telephone and Telegraph.....	3.00
Porter.....	1.80
Howard M. Gore, Transportation.....	295.56
Hotel and Meals.....	385.30
Telephone.....	31.89
Telegraph.....	.35
Taxi.....	1.00
W. C. Cook, Transportation.....	254.66
Hotel and Meals.....	167.77
Lenna Lowe Yost, Transportation.....	286.92
Hotel and Meals.....	120.05
F. N. Sycamore, Transportation.....	14.34
Hotel and Meals.....	33.95
L. W. Burns, Transportation.....	160.39
Hotel and Meals.....	120.76
Telephone.....	3.35
Taxi.....	.60
Geo. S. Laidley, Transportation.....	136.11
Hotel and Meals.....	34.49
Baggage.....	.50
Taxi.....	.25
Lidia L. Davis, Per Diem.....	25.00
Transportation.....	12.42
Hotel and Meals.....	20.00
Taxi.....	1.00
Frances C. Burgess, Per Diem.....	25.00
Transportation.....	4.48
Hotel and Meals.....	12.00
J. A. Meadows, Legal Services (Concord Normal School).....	50.00
Transportation.....	13.03
<b>Total.....</b>	<b>\$ 3,360.32</b>

Note—The above traveling expense of Geo. M. Ford was incurred as follows:

July 10-13, 1921, Athens, Clarksburg and St. Marys.	\$	38.87
Aug. 21-22, 1921, Huntington.		16.42
Aug. 22-25, 1921, Wheeling and St. Marys.		29.52
Sept. 25-26, 1921, Princeton.		18.65
Sept. 28, 1921, Wheeling.		47.00
Oct. 4, 1921, Clarksburg.		29.00
Oct. 12, 1921, Huntington.		6.31
Nov. 6-10, 1921, New York.		100.55
Nov. 13-16, 1921, Clarksburg and Fairmont.		31.95
Nov. 17-20, 1921, Newport News, Va.		98.76
Dec. 3-8, 1921, Clarksburg.		38.17
Dec. 15, 1921, Buckhannon.		23.79
Dec. 29-31, 1921, Grafton and Clarksburg.		28.87
Jan. 10-14, 1922, Clarksburg and Morgantown.		42.41
Jan. 23-25, 1922, Buckhannon.		27.02
Jan. 29-31, 1922, Bluefield.		37.77
Feb. 8-12, 1922, Washington.		62.09
Feb. 19-22, 1922, Clarksburg and Fairmont.		44.49
Feb. 26, Mar. 3, 1922, Chicago, Ill.		100.42
Apr. 5-16, 1922, Huntington, Parkersburg, Clarksburg and Grafton.		77.09
June 28, July 14, 1922, Boston, Mass., Marthas Vineyard, Mass., and Gorham, Mass.		250.00
Total.	\$	1,149.15

*Appropriation to pay Salaries of Two Advisory Members of State Board of Education.*

E. L. Morton, salary 15 months.	\$	1,250.00
Frank Jackson, salary 15 months.		1,250.00
Total.	\$	2,500.00

*Appropriation to pay Expense of Two Advisory Members of State Board of Education.*

J. W. Robinson, Transportation.	\$	30.38
Hotel and Meals.		29.00
Telephone.		.85
Taxi.		.50
E. L. Morton, Transportation.		87.74
Hotel and Meals.		51.75
Telephone.		1.20
Taxi.		.50
Tips.		.50
F. H. Jackson, Transportation.		181.16
Hotel and Meals.		82.40
Baggage.		.50
Notary.		3.00
Taxi.		1.25
Total.	\$	470.73

*Appropriations to pay the Salary and Traveling Expense of Secretary and Director, State Board of Education.*

J. F. Marsh, salary 12 months.	\$	3,999.96
Transportation.		372.47
Hotel and Meals.		202.88
Total.	\$	4,575.31

**Appropriation to pay the Salaries of Clerks and Stenographers, State Board of Education.**

Edith Perkins, salary 11 months.....	\$	1,650.00
Laura Chambers, salary 1 month.....		150.00
<b>Total.....</b>	<b>\$</b>	<b>1,800.00</b>

**Appropriation to pay Salary of Supervisor of Colored Schools.**

W. W. Sanders, salary 12 months.....	\$	2,700.00
--------------------------------------	----	----------

**Appropriation to pay Salary for Inspection and Supervision of High Schools.**

E. E. Knight, salary 9 months.....	\$	2,700.00
L. L. Friend, salary 1 month.....		100.00
<b>Total.....</b>	<b>\$</b>	<b>2,800.00</b>

**Appropriation to pay Salary for Inspection and Supervision of Rural Schools.**

J. S. Bonar, salary 12 months.....	\$	3,000.00
Melville Stewart, salary 12 months.....		3,000.00
<b>Total.....</b>	<b>\$</b>	<b>6,000.00</b>

**Appropriation to pay Expenses of Inspectors and Supervisors of Colored, Rural and High Schools, Conferences and General Expenses.**

W. W. Sanders, Transportation.....	\$	614.48
Hotel and Meals.....		364.10
Telegraph.....		1.09
Baggage.....		.20
J. D. Muldoon, Transportation.....		320.79
Hotel and Meals.....		245.35
Telegraph.....		2.81
Melville Stewart, Transportation.....		651.25
Hotel and Meals.....		470.87
Telephone and Telegraph.....		11.44
Baggage.....		2.15
E. E. Knight, Transportation.....		707.70
Hotel and Meals.....		688.40
Telephone and Telegraph.....		7.75
Stenographer.....		11.25
Taxi.....		1.40
Robert Clark, Transportation.....		161.15
Hotel and Meals.....		97.15
Telephone.....		.50
Taxi.....		.50
J. S. Bonar, Transportation.....		596.16
Hotel and Meals.....		441.12
Baggage.....		1.10
Telephone and Telegraph.....		1.86
J. H. Hickman, Transportation.....		24.83
Hotel and Meals.....		12.60
N. L. Chancey, Transportation.....		24.10
Hotel and Meals.....		16.35
Clara B. Fishpugh, Transportation.....		27.40
Hotel and Meals.....		12.25
J. N. Deahl, Transportation.....		24.06
Hotel and Meals.....		1.50
Notary.....		.50
J. C. Timberman, Transportation.....		24.46
Hotel and Meals.....		6.07
C. E. Williams, Transportation.....		9.06
Hotel and Meals.....		10.10
Telephone.....		1.25
Supplies.....		2.38

J. B. Shouse, Transportation.....	25.74
Hotel and Meals.....	12.53
Jno. M. Jamesjaeger, Transportation.....	6.12
Hotel and Meals.....	7.25
Frank Hall, Transportation.....	23.71
Hotel and Meals.....	5.14
Notary.....	.25
Geo. E. Hubbs, Transportation.....	58.65
Hotel and Meals.....	9.15
Fred Ross, Transportation.....	8.28
Hotel and Meals.....	7.65
Baggage.....	.35
C. M. Koon, Transportation.....	32.06
Hotel and Meals.....	14.92
Porter.....	.15
Notary.....	.50
Laiken F. Roberts, Transportation.....	21.06
Hotel and Meals.....	1.25
Nell K. Gleason, Transportation.....	7.76
Hotel and Meals.....	8.25
Supplies.....	3.45
F. M. Kearns, Transportation.....	30.80
Hotel and Meals.....	23.00
Telephone.....	.70
Frank S. White, Transportation.....	52.04
Hotel and Meals.....	4.60
Laura Ford, Transportation.....	4.28
Hotel and Meals.....	13.25
Supplies.....	2.95
D. F. Randolph, Transportation.....	7.33
Hotel and Meals.....	11.25
Telephone.....	.90
Taxi.....	.50
Supplies.....	1.50
Gladys Miller, Transportation.....	4.82
Hotel and Meals.....	6.40
Telephone.....	.45
Supplies.....	2.30
F. M. Tuttle, Transportation.....	9.94
Hotel and Meals.....	7.75
Roy C. Keys, Transportation.....	2.92
Hotel and Meals.....	3.50
Supplies.....	1.35
Helen Carpenter, Transportation.....	5.28
Hotel and Meals.....	7.25
Telephone.....	.60
Supplies.....	2.15
Roy L. Jackson, Transportation.....	6.64
Hotel and Meals.....	4.00
Supplies.....	1.75
H. E. Carmichael, Transportation.....	27.14
Hotel and Meals.....	4.50
<b>Traveling Expenses of County Superintendents attending Conference</b>	
Jan. 5-6, 1922:	
E. A. Hunt.....	\$ 15.14
Palmer Keesecker.....	31.57
W. B. Golden.....	10.30
S. C. Underwood.....	24.40
Edward Mays.....	3.66
T. C. Cain.....	31.72
R. E. Slack.....	3.68
H. D. Snider.....	13.70



J. T. Peters.....	4.13
Dallas C. Bailey.....	14.98
H. F. Groves.....	36.66
L. O. Haynes.....	10.14
E. A. Hawse.....	37.17
Howard W. VanScoy.....	13.34
W. C. Casto.....	10.96
I. N. Bonham.....	32.71
Wade Linger.....	11.00
G. L. Pauley.....	8.64
I. A. Barnes.....	204.9
H. E. Carmicheal.....	22.72
Luke McDowell.....	24.15
Lynn Hastings.....	18.21
O. R. Houchins.....	8.50
Jesse R. Tyson.....	29.20
L. O. Bobbitt.....	10.72
J. H. Lazear.....	23.16
G. C. McTaggart.....	13.94
G. D. McNeil.....	27.97
D. K. Mason.....	19.98
W. W. Smith.....	5.31
O. F. Cooke.....	8.50
Troy B. Wilmoth.....	16.30
J. F. Hatfield.....	14.80
B. F. Jarvis.....	10.72
Lee Harper.....	6.96
R. E. King.....	16.90
C. R. Ingram.....	20.00
W. O. Hinkle.....	12.44
W. H. Peters.....	12.94
F. M. Tuttle.....	17.86
Leonard C. Dailey.....	13.32
Lawrence C. White.....	10.22
G. B. McGraw.....	13.11
L. B. Hill.....	33.55
O. C. Van Camp.....	28.56
Sampson N. Miller.....	13.13
W. E. Leach.....	22.94
Arthur Slonaker.....	27.55
M. T. Miller.....	3.47
W. C. Cook.....	22.95
Hotel Kanawha, Supper for 47 persons.....	94.00
Total Traveling Expense..... \$	7,061.99
E. E. Meredith, Services.....	20.00
Public School Publishing Co., Forms.....	424.00
Total.....	\$ 7,505.99

**15.—Appropriation to pay Expenses of Sanitary Inspection, Physical Education and Teaching of Thrift and Americanization.**

F. M. Kearns, salary 12 months.....	\$ 3,000.00
Geo. E. Hubbs, salary 5 months.....	1,250.00
Louise Evans, salary 5 + months.....	665.00
Thos. C. Miller, salary 6 months.....	900.00
M. E. Lilly, salary 3 + months.....	382.11
Louise E. Marshland, salary 1 + month.....	242.11
George Chapin, salary 3 months.....	470.43
R. L. Albrecht, salary 1 + month.....	141.67
Dorothy F. Cooke, salary 1 month.....	145.00
H. B. Knight, services.....	15.00
Eleanor Murphy, services.....	12.50

E. L. Bowman, services.....	50.00
Total Salaries.....	\$ 7,273.82
Postage.....	225.00
Office Supplies.....	41.65
Cuts and Engravings.....	58.10
Blue Prints.....	14.00
Jarrett Printing Co., Printing.....	345.20
W. Va. Amusement Co., Films.....	127.25
Total Sundries.....	\$ 811.20
F. M. Kearns, Transportation.....	521.21
Hotel and Meals.....	260.65
Telephone and Telegraph.....	4.30
Taxi.....	.50
Phil M. Conley, Transportation.....	321.67
Hotel and Meals.....	268.25
Dr. A. L. Hughes, Transportation.....	42.97
Hotel and Meals.....	10.00
E. M. Showalter, Transportation.....	3.50
Hotel and Meals.....	11.50
Geo. E. Hubbs, Transportation.....	73.63
Hotel and Meals.....	23.65
Melville Stewart, Transportation.....	17.10
Hotel and Meals.....	8.40
Telephone.....	.30
J. H. Hickman, Transportation.....	5.50
Hotel and Meals.....	1.80
Edith Perkins, Transportation.....	4.00
Hotel and Meals.....	15.50
Taxi.....	1.00
Robert Clark, Transportation.....	89.44
Hotel and Meals.....	37.23
Edna M. Lewis, Transportation.....	5.92
Hotel and Meals.....	14.58
Margaret B. Ford, Transportation.....	5.82
Hotel and Meals.....	14.58
Lucy Sisson, Transportation.....	5.82
Hotel and Meals.....	14.58
H. A. Stover, Transportation.....	3.96
Hotel and Meals.....	4.00
Paul R. Morrow, Transportation.....	12.30
Hotel and Meals.....	5.75
J. B. Shouse, Transportation.....	13.01
Hotel and Meals.....	3.41
Taxi.....	.25
C. C. Rossey, Transportation.....	7.33
Hotel and Meals.....	19.73
Telephone.....	.15
Notary Fee.....	.25
R. R. Scott, Transportation.....	2.40
Hotel and Meals.....	3.52
H. G. Wheat, Transportation.....	4.47
Hotel and Meals.....	5.77
S. H. Guss, Transportation.....	10.67
Hotel and Meals.....	4.70
Telephone.....	.25
Baggage.....	.15
Mary M. Shurtleff, Transportation.....	7.89
Hotel and Meals.....	4.50
J. Allen Hunter, Transportation.....	4.58
Hotel and Meals.....	4.50

Maude I. Jefferson, Transportation.....	3.33
Hotel and Meals.....	4.71
Total Travel..... \$	1,914.98
Total..... \$	10,000.00
<b>16.—Appropriation for Contingent and Traveling Expenses of State Superintendent of Free Schools, Article 12, Section 2, Constitution.</b>	
Geo. M. Ford, Transportation..... \$	276.82
Hotel and Meals.....	280.37
Telephone.....	3.15
Telegraph.....	3.33
Taxi.....	.50
Total..... \$	564.17
<b>Note—Above traveling expense of Geo. M. Ford was incurred as follows:</b>	
June 28, July 19, 1921, Des Moines, Iowa..... \$	142.23
July 16-17, 1921, Welch.....	22.25
Aug. 15-19, 1921, Webster Springs.....	29.65
Nov. 1-5, 1921, Huntington.....	74.53
Mar. 8-10, 1922, Bluefield.....	30.41
Mar. 31, April 1, 1922, Parkersburg.....	17.35
Apr. 26, May 2, 1922, Wheeling, Pennsboro and Morgantown.....	82.74
May 23, June 1, 1922, Ronceverte, Marlinton and Martinsburg.....	94.53
June 5-10, 1922, Princeton, Montgomery and Huntington.....	70.48
Total..... \$	564.17
<b>17.—Appropriation for Expense of Conducting Uniform Examinations.</b>	
S. M. Arnold, per diem..... \$	125.00
C. H. Ambler, per diem.....	7.00
Earl R. Ball, per diem.....	130.00
M. M. Brooks, per diem.....	278.00
Grover E. Brammer, per diem.....	130.00
Irene Barnes, per diem.....	97.50
Sibyl M. Ball, per diem.....	40.00
Bertie Backus, per diem.....	101.98
Bertha Ballard, per diem.....	82.50
P. S. Blomberg, per diem.....	12.00
W. C. Casto, per diem.....	125.00
N. L. Chancey, per diem.....	90.00
Alice P. Cain, per diem.....	120.00
Myrtle Clark, pr diem.....	177.50
Icfe H. Clark, per diem.....	38.50
Guy B. Clark, per diem.....	18.75
Andra Clark, per diem.....	71.50
Wright Denny, per diem.....	133.00
Tina DeBerry, per diem.....	135.00
J. N. Deahl, per diem.....	40.00
Arline England, per diem.....	192.50
Leonard Eskins, per diem.....	82.50
Bessie O. Furbee, per diem.....	120.00
B. J. Ferguson, per diem.....	110.00
W. H. Franklin, per diem.....	8.00
J. Henry Francis, per diem.....	30.00
Mary V. Gross, per diem.....	125.00
Geo. W. Goode, per diem.....	331.88
Daisy Gatts, per diem.....	38.50

Madge Hager, per diem.....	120.00
Pharlemia Hodges, per diem.....	125.00
Nettie Herndon, per diem.....	130.00
E. A. Hunt, per diem.....	114.00
Nan K. Hepburn, per diem.....	168.00
T. W. Haught, per diem.....	30.00
W. L. Holt, per diem.....	12.50
Dora S. Harris, per diem.....	55.00
Sue M. Johnson, per diem.....	168.00
Myrtle Kraus, per diem.....	156.00
Florence C. Keller, per diem.....	185.00
Madeline Keely, per diem.....	8.00
Katherine Kearney, per diem.....	8.00
Carrie Keever, per diem.....	22.00
Harriet Lyon, per diem.....	27.00
Ralph McWhorter, per diem.....	167.50
W. L. McPherson, per diem.....	162.00
C. H. Martin, per diem.....	11.65
C. E. Miller, per diem.....	49.87
Alice B. Neale, per diem.....	39.00
B. P. Petry, per diem.....	88.75
J. W. Pauley, per diem.....	85.00
Pauline Pratt, per diem.....	127.50
Billie Pownall, per diem.....	88.00
J. H. Rohrbough, per diem.....	102.00
D. S. Ryan, per diem.....	125.00
Jno. L. Ramsey, per diem.....	368.50
Eva M. Ritchie, per diem.....	80.00
C. P. Stover, per diem.....	100.00
Laura Singleton, per diem.....	95.00
Myrtle Stalnaker, per diem.....	137.37
Hattie Tudor, per diem.....	115.00
Lillian Wolford, per diem.....	150.00
Janie R. White, per diem.....	140.00
W. T. Wooley, per diem.....	137.50
Ira L. Warner, per diem.....	40.00
Robert Clark, salary 12 months.....	3,000.00
Lillian Carver, salary 7 months.....	1,050.00
Geo. E. Hubbs, salary 1 month.....	250.00
Nelle C. Schaeffer, salary 1 month.....	150.00
M. E. Lilly, Services.....	16.15
W. W. Smith, Traveling Expense.....	4.10
Postage.....	324.00
Telegraph.....	14.86
Office Supplies.....	111.25
Total.....	\$ 11,650.11

18.—*Appropriation for Printing, Binding and Stationery, for the Office of the State Superintendent of Free Schools.*

Bucher Engraving Co.:	
Half Tones.....	\$ 130.80
Cabel Co.:	
Song Books.....	821.58
Courier Journal:	
Lithographed Certificates.....	55.20
J. A. deGruyter, P. M.:	
Envelopes and Printing.....	866.46
Dennison Mfg. Co.:	
Gum Labels.....	65.71
Dodd, Mead and Co.:	
Encyclopedia.....	136.80

<b>Jarrett Printing Co.:</b>	
Booklets and Bulletins \$1,869.93, less refund....	1,839.87
Blank Forms.....	866.70
Certificates.....	70.80
Letter Heads and Envelopes.....	232.00
Examination Questions.....	83.70
Gum Labels.....	13.50
<b>Oval and Koster:</b>	
Life Certificates.....	148.00
<b>Quality Multigraphing Co.:</b>	
Multigraphing.....	87.00
<b>Russell Sage Foundation:</b>	
Handwriting Scales.....	9.27
<b>Standard Printing Co.:</b>	
Envelopes and Guides.....	188.02
<b>Whittaker Paper Co.:</b>	
Paper for Examinations.....	702.67
<b>H. G. Young, Secretary of State:</b>	
Paper, Stock and Supplies.....	1,629.54
Total Miscellaneous.....	\$ 7,947.62
<b>Tribune Printing Co.:</b>	
<b>Printing:</b>	
Composition.....	\$ 2,413.92
Tokens.....	4,024.50
Quires 7 cents.....	1,806.91
Quires 2 cents.....	1,139.20
Letter Heads.....	82.00
Envelopes.....	28.00
File Jackets.....	2.00
Stock Furnished.....	50.62
Red Ink.....	6.00
Lithographing.....	327.35
Commercial.....	84.75
Half Tones.....	13.45
Total Printing.....	\$ 9,978.70
<b>Binding:</b>	
Folding.....	37.05
Folding and Stitching.....	1,648.46
Folding and Sewing.....	540.00
Pamphlet Binding.....	488.25
Check-book Binding.....	1,018.50
Commercial Binding.....	616.25
Perforating.....	187.77
Ruling.....	595.92
Gathering.....	63.50
Padding.....	161.48
Scoring.....	7.50
Blank Book.....	960.00
Register, Cloth Stripped.....	720.00
Total Binding.....	\$ 7,044.68
Transferred to Appropriation for Current and Contingent Expense.....	300.00
<b>Total.....</b>	<b>\$ 25,271.00</b>
Less amount refunded by counties for record books..	424.25
<b>Net Total.....</b>	<b>\$ 24,846.75</b>
<b>19.—Appropriation for Compensation of Institute Instructors.</b>	
Jas. E. Allen, per diem.....	\$ 50.00
C. H. Ambler, per diem.....	50.00
H. M. Arnold, per diem.....	40.00
R. A. Armstrong, per diem.....	75.00

Clarence C. Arms, per diem.....	35.00
C. W. Boyd, per diem.....	50.00
C. L. Broadwater, per diem.....	50.00
C. Carroll Bailey, per diem.....	50.00
Waitman Barbe, per diem.....	150.00
H. R. Bonner, per diem.....	110.00
Mrs. M. M. Bryan, per diem.....	35.00
S. O. Bond, per diem.....	50.00
I. B. Bush, per diem.....	50.00
C. P. Colgrove, per diem.....	100.00
G. H. Colebank, per diem \$100.00, less refund.....	50.00
Grace Covey, per diem.....	70.00
J. M. Callahan, per diem.....	125.00
Lewis H. Chrisman, per diem.....	100.00
Norman W. Cameron, per diem.....	100.00
J. B. Coberley, per diem.....	40.00
T. J. Coates, per diem.....	100.00
Jno. Harrington Cox, per diem.....	150.00
Jesse B. Davis, per diem \$300.00, less refund.....	200.00
J. N. Deahl, per diem.....	100.00
Lida L. Davis, per diem.....	50.00
L. V. Doggett, per diem.....	30.00
Jennie Duncan, per diem.....	30.00
W. S. Deffenbaugh, per diem.....	55.00
H. D. Freeland, per diem.....	130.00
J. Henry Francis, per diem.....	105.00
Katherine Freese, per diem.....	60.00
H. F. Griffey, per diem \$130.00, less refund.....	80.00
Raymond Goff, per diem.....	35.00
C. E. Githens, per diem.....	55.00
S. C. Grose, per diem.....	100.00
W. R. Grose, per diem.....	100.00
Irma M. Geiger, per diem.....	150.00
S. H. Guss, per diem.....	50.00
Arthur H. Harrop, per diem.....	200.00
L. J. Hanifan, per diem.....	50.00
Marie Shuey Hornsby, per diem.....	35.00
Edward Hayward, per diem.....	100.00
T. J. Humphrey, per diem.....	120.00
H. H. Helter, per diem.....	100.00
Nelle Holcomb, per diem.....	60.00
L. B. Hill, per diem.....	50.00
J. A. Jackson, per diem.....	60.00
W. D. Johnston, per diem.....	30.00
A. D. Kenamond, per diem.....	100.00
Mrs. Harriet Lyon, per diem \$200.00, less refund.....	100.00
Geo. S. Laidley, per diem.....	40.00
E. L. Lively, per diem.....	50.00
Mary Fontaine Laidley, per diem.....	60.00
J. M. Matheny, per diem.....	150.00
C. C. Miller, per diem.....	200.00
Bess McGranahan, per diem.....	30.00
Paul R. Morrow, per diem.....	10.00
Minnie Jane Merrells, per diem.....	35.00
C. H. Martin, per diem.....	50.00
A. W. Martin, per diem.....	25.00
H. J. McGinnis, per diem.....	50.00
Wm. McElwell, per diem.....	25.00
E. C. McDougal, per diem.....	115.00
Jas. P. McVey, per diem.....	170.00
H. W. Piggott, per diem.....	50.00
Joseph Rosier, per diem.....	140.00
R. I. Roudebush, per diem.....	100.00

Lucy Robinson, per diem.....	100.00
C. C. Rossey, per diem.....	100.00
Wm. Ruebush, per diem.....	80.00
H. C. Robertson, per diem.....	50.00
A. T. Stanforth, per diem.....	50.00
I. M. Smith, per diem.....	40.00
Mrs. L. Schneider, per diem.....	100.00
J. C. Saunders, per diem.....	35.00
Elizabeth Stalnaker, per diem.....	85.00
J. B. Shouse, per diem.....	65.00
Virginia R. Silcott, per diem.....	60.00
Arthur Slonaker, per diem.....	15.00
W. W. Trent, per diem.....	100.00
D. C. Tabler, per diem.....	50.00
Amos Thornberg, per diem.....	115.00
H. J. Taylor, per diem.....	100.00
Homer Toothman, per diem.....	45.00
O. C. Van Camp, per diem.....	40.00
E. A. Weitherow, per diem.....	50.00
Ala C. Walden, per diem.....	40.00
N. W. Walker, per diem.....	200.00
H. L. White, per diem.....	110.00
Florence H. Wilkinson, per diem.....	70.00
H. B. Work, per diem.....	75.00
F. H. Warren, per diem.....	100.00
W. H. S. White, per diem.....	10.00
O. G. Wilson, per diem.....	100.00
Frank S. White, per diem.....	100.00
H. G. Wheat, per diem.....	100.00
F. R. Yoke, per diem.....	50.00
Total Per Diem.....	\$ 7,500.00
<b>Traveling Expense:</b>	
Chas. H. Ambler.....	22.05
Jas. E. Allen.....	19.08
H. M. Arnold.....	46.45
Robt. A. Armstrong.....	52.52
Clarence C. Arms.....	15.00
S. O. Bond.....	28.63
J. S. Bonar.....	81.17
C. W. Boyd.....	2.50
C. L. Broadwater.....	103.64
John Harrington Cox.....	63.44
Waitman Barbe.....	67.76
Mrs. M. M. Bryan.....	41.26
Carroll Bailey.....	11.25
H. R. Bonar.....	104.42
C. H. Colebank.....	111.64
J. G. B. Coberly.....	34.49
C. P. Colgrove.....	168.83
J. M. Callahan.....	86.83
Lewis H. Chrisman.....	61.90
Robert Clark.....	15.26
Grace Covey.....	57.31
T. J. Coates.....	40.66
Norman W. Cameron.....	87.29
Lyda L. Davis.....	124.35
W. S. Deffinbaugh.....	31.61
J. N. Deahl.....	74.05
Jesse B. Davis.....	120.80
L. V. Doggett.....	162.42
Mrs. Jennie Duncan.....	36.05
Geo. M. Ford.....	184.72
Katherine Freese.....	76.06

H. F. Griffey.....	28.59
Raymond Goff.....	30.61
S. C. Grose.....	48.50
S. H. Guss.....	41.38
C. E. Githens.....	39.65
Irma King Geiger.....	182.44
W. R. Grose.....	80.00
Bess McGranahan.....	5.80
L. J. Hanifan.....	117.75
Arthur H. Harrop.....	80.83
T. J. Humphrey.....	54.13
Geo. E. Hubbs.....	93.88
L. B. Hill.....	30.40
Marie Shuey Hornsby.....	95.22
Edward Hayward.....	33.63
H. H. Helter.....	46.01
Nelle Holcomb.....	66.84
Earl Hudelson.....	123.35
J. H. Hickman.....	16.44
J. A. Jackson.....	30.18
F. M. Kearns.....	85.07
A. D. Kenamond.....	74.60
Mary Fontaine Laidley.....	36.69
Geo. S. Laidley.....	35.04
E. L. Lively.....	34.20
Mrs. Harriet Lyon.....	65.46
Edith A. Lathrop.....	46.65
J. M. Matheny.....	134.15
A. W. Martin.....	50.10
Marie McCord.....	122.89
Chas. C. Miller.....	82.44
Minnie Jane Merrells.....	36.04
C. H. Martin.....	29.90
Paul R. Morrow.....	19.32
Joseph Rosier.....	34.28
H. C. Robertson.....	104.79
W. H. Ruebush.....	73.17
R. I. Roudebush.....	46.97
C. C. Rossey.....	106.64
Elizabeth Stalnaker.....	70.63
Melville Stewart.....	219.79
W. W. Sanders.....	53.45
A. T. Stanforth.....	12.00
J. C. Sanders.....	21.57
M. P. Shawkey.....	83.46
I. M. Smith.....	170.86
Lottie M. Schneider.....	102.58
J. B. Shouse.....	57.96
Amos Thornberg.....	110.27
Homer Toothman.....	37.45
Virginia R. Silcott.....	75.70
D. C. Tabler.....	103.03
W. W. Trent.....	72.40
O. C. Van Camp.....	27.30
H. L. White.....	69.45
H. G. Wheat.....	56.66
Florence H. Wilkinson.....	49.76
H. B. Work.....	30.69
E. A. Weitherow.....	84.71
F. H. Warren.....	35.39
W. H. S. White.....	16.57
Otis G. Wilson.....	70.01
Frank S. White.....	70.16



Ala C. Walden.....	7.00
N. W. Walker.....	93.81
Frank R. Yoke.....	53.93
Total Travel.....	\$ 6,454.06
The Cabell Company, Song Books.....	1,222.49
Total.....	\$ 15,176.55

20.—Appropriation to pay Cost of Certifying and Publishing Delinquent Taxes. (This appropriation disbursed by State Auditor.)

W. F. Morrison, salary 12 months.....	\$ 3,100.00
Chas. H. Ellis, salary 7 months.....	1,400.00
C. W. Kyle, salary 12 months.....	1,900.00
Nina McNary, salary 12 months.....	1,660.00
Paul Bond, salary 2 + months.....	187.50
Jeanette Humphreys, salary 3 months.....	300.00
Grace Wright, salary 1 month.....	100.00
W. Kern, salary 1 month.....	150.00
L. J. Case, salary 1 month.....	100.00
Carolyn Algeo, salary part month.....	78.30
Total Salaries.....	\$ 8,975.80
Postage.....	625.00
Furniture and Fixtures.....	200.00
Typewriters.....	199.20
Total.....	\$ 10,000.00

21.—Appropriation for Publishing the Sale of Delinquent Lands. (This appropriation disbursed by State Auditor.)

Braxton Democrat.....	\$ 60.38
Ceredo Advance.....	91.87
Clay Messenger.....	72.37
Calhoun Chronical.....	36.75
Clarksburg Telegram.....	104.63
Danville Progress.....	30.75
Moorefield Examiner.....	12.00
Fayette Democrat.....	92.87
Fayette Journal.....	92.87
Free Press.....	72.37
Greenbrier Independent.....	101.25
Grafton Sentinel.....	30.26
Glenville Pathfinder.....	34.87
Grant County Press.....	1.50
Hampshire Review.....	5.25
Intelligencer.....	4.13
Independent Herald.....	186.37
Independent Publishing Co.....	28.13
Kanawha News.....	29.25
Logan Democrat.....	48.38
Lincoln Republican.....	52.12
Lincoln Democrat.....	52.12
Logan Banner.....	48.38
Mountaineer.....	26.25
Mingo Republican.....	109.50
Mercer Recorder.....	39.75
Monroe Watchman.....	3.75
Nicholas Chronical.....	82.50
The News.....	2.25
News Publishing Co.....	12.75
Nicholas News.....	82.51
New Cumberland Journal.....	13.13
The Owl.....	5.25
Parsons Advocate.....	9.75

Philippi Publishing Co.....	9.35
Pocahontas Times.....	78.78
Parkersburg Publishing Co.....	25.13
Parkersburg Sentinel.....	25.13
Putnam Democrat.....	32.25
Putnam Leader.....	32.25
Pennsboro News.....	51.38
Pendleton Times.....	8.26
Preston County Journal.....	22.50
Ravenswood News.....	26.25
Randolph Review.....	57.75
Raleigh Herald.....	281.62
Raleigh Register.....	281.62
Roane County Reporter.....	13.87
Spirit of Jefferson.....	43.50
Shepherdstown Independent.....	43.50
The Exponent Company.....	104.63
Tyler County Journal.....	15.39
Tyler Star.....	15.37
The News.....	2.25
Times Record.....	63.00
Upshur Record.....	13.87
Wayne News.....	91.87
Wirt County Journal.....	27.00
Webster Echo.....	34.50
Wetzel Democrat.....	66.00
Welch Publishing Co.....	187.50
Williamson Daily News.....	109.50
Webster Republican.....	34.50
Total.....	\$ 3,474.78

22.—*Appropriation for Payment of Salaries to County Superintendents of Free Schools.*

County	Name of Superintendent		\$	
Barbour.....	E. A. Hunt, salary 12 months...			1,536.54
Berkeley.....	P. T. Kusicker, salary 12 months...			1,517.04
Boone.....	M. T. Miller, salary 12 months...			1,476.54
Braxton.....	W. B. Golden, salary 12 months...			1,702.98
Brooke.....	S. C. Underwood, salary 12 months...			1,399.92
Cabell.....	Edw. Mays, salary 12 months...			2,100.00
Calhoun.....	T. C. Cain, salary 12 months...			1,299.96
Clay.....	R. E. Slack, salary 12 months...			1,299.96
Doddridge.....	H. N. Snider, salary 12 months...			1,421.04
Fayette.....	J. T. Peters, salary 12 months...			2,100.00
Gilmer.....	D. C. Bailey, salary 12 months...			1,399.92
Grant.....	H. F. Groves, salary 12 months...			1,299.96
Greenbrier.....	L. O. Haynes, salary 12 months...			1,969.99
Hampshire.....	Arthur Slonaker, salary 12 months...			1,399.92
Hancock.....	H. O. Miller, salary 12 months...			1,399.92
Hardy.....	E. A. Hawse, salary 12 months...			1,399.92
Harrison.....	C. S. Lawson, salary 6 months...			1,050.00
	H. W. Van Scoy, salary 6 months...			1,050.00
Jackson.....	W. C. Casto, salary 12 months...			1,625.04
Jefferson.....	I. N. Bonham, salary 12 months...			1,399.92
Kanawha.....	Geo. W. Jenkins, salary 12 months...			2,100.00
Lewis.....	Wade Linger, salary 12 months...			1,673.04
Lincoln.....	G. L. Pauley, salary 12 months...			1,538.19
Logan.....	E. F. Scaggs, salary 12 months...			1,942.97
Marion.....	I. A. Barnes, salary 12 months...			2,100.00
Marshall.....	H. E. Carmichael, salary 12 months...			1,831.80
Mason.....	A. C. Kelly, salary 12 months...			1,600.92

Mercer.....	B. F. King, salary 6 + months...	1,139.32
	Clyde Maxey., salary 5 + months.	959.67
Mineral.....	Luke McDowell, salary 12 months	1,448.29
Mingo.....	Floyd Evans, salary 12 months...	1,763.04
Monongalia.....	Lynn Hastings, salary 12 months..	1,934.03
Monroe.....	O. R. Houchins, salary 12 months.	1,514.04
Morgan.....	Jesse R. Tyson, salary 12 months..	1,299.96
McDowell.....	W. C. Cook, salary 12 months....	2,100.00
Nicholas.....	L. O. Bobbitt, salary 12 months..	1,657.98
Ohio.....	J. H. Lazear, salary 12 months...	2,100.00
Pendleton.....	Jno. A. Fultz, salary 12 months...	1,399.92
Pleasants.....	G. C. McTaggart, salary 12 months	1,302.02
Pocahontas.....	Douglas McNeill, salary 12 months	1,531.92
Preston.....	D. K. Mason, salary 12 months....	1,892.04
Putnam.....	W. W. Smith, salary 12 months...	1,522.04
Raleigh.....	Otway F. Cooke, salary 12 months	2,149.98
Randolph.....	Troy B. Wilmoth, salary 12 months	1,802.04
Ritchie.....	J. F. Hatfield, salary 12 months..	1,572.00
Roane.....	B. F. Jarvis, salary 12 months....	1,609.98
Summers.....	Lee Harper, salary 12 months....	1,616.04
Taylor.....	W. E. Leach, salary 12 months...	1,439.04
Tucker.....	R. E. King, salary 12 months.....	1,453.92
Tyler.....	C. R. Ingram, salary 12 months..	1,540.92
Upshur.....	W. O. Hinkle, salary 12 months..	1,609.98
Wayne.....	W. H. Peters, salary 12 months...	1,760.04
Webster.....	S. N. Miller, salary 12 months....	1,433.04
Wetzel.....	F. M. Tuttle, salary 12 months....	1,802.04
Wirt.....	Leonard Dailey, salary 12 months	1,299.96
Wood.....	L. C. White, salary 12 months....	2,042.04
Wyoming.....	G. B. McGraw, salary 12 months..	1,538.04
Total.....		\$ 90,878.82

23.—*Appropriation to Assist in Vocational Education.*

Geo. E. Hubbs, salary 7 months.....	\$	1,750.00
E. E. Knight, salary 1 month.....		250.00
W. G. Carpenter, salary 1 month.....		300.00
Marguerite Stevenson, services.....		62.50
Owen D. Evans, services.....		25.00
Rachel H. Colwell, services.....		143.00
Payments to Sheriffs:		
J. N. Forman, Barbour County.....		200.00
J. H. Hutchinson, Braxton County.....		951.00
P. S. Young, Clay County.....		400.00
R. E. Allen, Doddridge County.....		170.00
L. L. Graybeal, Greenbrier County.....		600.00
Laco L. Young, Harrison County.....		1,830.73
S. B. Sayre, Jackson County.....		80.00
Oliver P. White, Lewis County.....		120.00
R. E. Smith, Monroe County.....		198.86
B. B. Hunt, Mercer County.....		853.32
Wm. McK. Yost, Monongalia County.....		377.76
John F. Lewis, Mason County.....		675.00
J. D. Charlton, Marion County.....		305.54
A. L. Hinkle, Nicholas County.....		358.66
B. B. Beard, Pocahontas County.....		1,100.00
Jno. F. Copeman, Preston County.....		947.66
R. L. Maple, Ritchie County.....		521.72
C. F. Ruttencutter, Pleasants County.....		68.00
W. J. Mays, Taylor County.....		541.65
C. H. Watson, Tyler County.....		600.00
Hiram Sizemore, Wyoming County.....		239.99
Bluefield Colored Institute.....		280.50

W. Va. University.....	5,565.55
W. Va. Collegiate Institute.....	190.00
Storer College.....	99.98
Frank Stanton, Wheeling Ind. District.....	157.70
Teaching Night School:	
J. E. Bowman.....	20.00
H. E. Brown.....	20.00
Janie B. Calloway.....	20.00
Willa C. Coleman.....	20.00
Q. A. Connolly.....	20.00
D. C. Deans.....	20.00
J. B. Deans.....	20.00
Ballard Early.....	10.00
Chas. Penn.....	10.00
Lettie E. George.....	20.00
Annie Hairston.....	20.00
Quillion Jones.....	10.00
Sadie E. Jones.....	20.00
Emma Meadows.....	20.00
R. L. Franklin.....	20.00
Stella C. Minor.....	20.00
Laura B. Nowlin.....	15.00
Adora M. Robinson.....	20.00
Lela B. Robinson.....	20.00
J. W. Robinson.....	20.00
W. W. Scott.....	20.00
Sara W. Taylor.....	20.00
Lee A. Toney.....	20.00
C. W. Whiting.....	20.00
Ellen M. Wagstaff.....	20.00
Adele Meadows.....	15.00
Total Salaries.....	\$ 20,444.12
Geo. E. Hubbs, Transportation.....	104.27
Hotel and Meals.....	46.07
Telephone.....	.40
Rachel H. Colwell, Transportation.....	115.69
Hotel and Meals.....	123.73
Telephone.....	1.70
Telegraph.....	.35
Baggage.....	.10
Edna B. McNaughton, Transportation.....	37.74
Hotel and Meals.....	4.80
Exie Lee Kelly, Transportation.....	17.58
Telegraph.....	.28
Marion F. Breck, Transportation.....	31.26
Hotel and Meals.....	27.50
P. C. Rouzer, Transportation.....	13.80
Hotel and Meals.....	9.05
Edw. S. Machin, Transportation.....	112.04
Hotel and Meals.....	88.65
W. G. Carpenter, Transportation.....	15.06
Hotel and Meals.....	6.00
Total Travel.....	\$ 756.07
Letter Heads.....	15.00
Books.....	3.55
Total.....	\$ 21,218.74
Less amount of above paid from State Rehabilitation fund and treated as a disbursement from said fund..	1,188.69
Net Total.....	\$ 20,030.05

24.—*Appropriation to Assist in Rehabilitation.*

H. K. Barbe, salary 12 months.....	\$	2,700.00
J. F. Marsh, salary 2 months.....		300.00
W. C. Meadows, salary 11 + months.....		2,350.00
John T. Moore, part salary 12 months.....		500.00
John C. Shaw, salary 12 months.....		3,000.00
O. A. Watson, salary 12 months.....		2,700.00
Laura Chambers, services.....		25.00
Florence Keller, services.....		140.00
Total Salaries.....	\$	11,715.00
Capitol City Commercial College:		
Tuition.....		978.85
Supplies.....		134.19
C. F. Dancer, Tuition.....		104.00
Supplies.....		2.28
Elliott Commercial School:		
Tuition.....		36.00
Supplies.....		1.69
John Ferrell, Tuition.....		48.00
Supplies.....		8.00
Earl Fisher, Tuition.....		23.00
Supplies.....		20.00
International Correspondent School:		
Tuition.....		160.00
Supplies.....		6.26
T. N. Lewis, Tuition.....		111.20
Supplies.....		2.13
W. T. W. Hinkle, Tuition.....		97.00
Supplies.....		5.00
Mountain State Business College:		
Tuition.....		234.55
Supplies.....		29.95
Michigan State Auto School:		
Tuition.....		169.17
Supplies.....		41.33
Guy W. Oaks, Tuition.....		119.95
Supplies.....		2.84
Clairette Roberts, Tuition.....		58.00
Supplies.....		4.72
Sanford R. Simon, Tuition.....		61.50
Supplies.....		2.00
Summit City Business College:		
Tuition.....		113.01
Supplies.....		1.62
S. R. Wood, Tuition.....		76.47
Supplies.....		4.53
D. M. Willis, Tuition.....		270.00
Supplies.....		20.00
Total Tuition and Supplies.....	\$	2,947.24
Cynthia Bird, Tuition.....		17.50
Clarksburg Business College, Tuition.....		25.00
City Treasurer of Wheeling, Tuition.....		47.50
Clark Studio, Tuition.....		4.00
J. G. B. Coberley, Tuition.....		27.00
W. G. Carpenter, Tuition.....		84.20
Susan J. Case, Tuition.....		65.77
C. F. Dancer, Tuition.....		4.00
Davis Elkins College, Tuition.....		100.00
C. L. Dailey, Tuition.....		16.60
Oris Dolan, Tuition, \$88.80, less refund.....		41.80
Muade Eaton, Tuition.....		12.00
Madge Fleming, Tuition.....		57.00
Thelma Friend, Tuition.....		60.00

Foster Transfer Co., Tuition.....	49.00
J. H. Gregory, Tuition.....	162.00
H. F. Groves, Tuition.....	18.91
A. J. Gibson, Tuition.....	42.00
Ethel Getrost, Tuition.....	12.00
Margaret Giffin, Tuition.....	74.30
S. G. Hough, Tuition.....	5.20
L. E. Johnson, Tuition.....	90.00
W. L. Jones, Tuition.....	36.00
Z. R. Knotts, Tuition.....	20.00
LaSalle Extension University, Tuition.....	115.00
R. C. McQuain, Tuition.....	67.50
Charles Mickle, Tuition.....	81.00
C. S. Murphy, Tuition.....	12.00
W. R. McClanahan, Tuition.....	42.00
P. G. Wright, Tuition.....	28.00
New River State School, Tuition.....	176.40
H. W. Piggott, Tuition.....	73.55
Polly Pash, Tuition.....	35.00
Pt. Pleasant High School, Tuition.....	58.50
W. L. Painter, Tuition.....	75.00
Preston Republican, Tuition.....	50.00
Quality Film Corporation, Tuition.....	102.00
Olen Rutan, Tuition.....	45.00
Geo. R. Riggs, Tuition.....	15.00
Floyd P. Sexton, Tuition.....	131.50
A. R. Sorg, Tuition.....	80.00
A. T. Sanforth, Tuition.....	13.00
Martha Savage, Tuition.....	30.00
O. B. Thornberg, Tuition.....	20.00
W. Va. Business College, Tuition.....	104.50
W. Va. Industrial School for Boys, Tuition.....	576.00
O. T. Wilkerson, Tuition.....	234.00
Douglas Wilson, Tuition.....	12.00
Elmira Young, Tuition.....	175.00
Total Tuition.....	\$ 3,423.73
J. E. Hanger, Artificial Limbs and Arms.....	608.05
Ben N. Morris, Artificial Limbs and Arms.....	50.00
Shelby Shoe Co., Artificial Limbs and Arms.....	75.00
Joe A. Fusaro and Co., Shoe Repair Supplies.....	27.44
Mahan Bros., Repairs to Wheel Chair.....	26.50
Dr. H. A. Gerbig, Medical Attention.....	22.00
Fairmont Hospital No. 3, Medical Attention.....	72.20
New Huntington Hospital, Medical Attention.....	400.00
Dr. W. C. Hall, Medical Attention.....	45.00
Office Furniture.....	50.25
Office Supplies.....	30.30
Typewriter and Rental.....	109.10
Books.....	10.00
Bulletins.....	448.90
Homer Tenney, Auto Hire.....	15.74
Total Sundry.....	\$ 1,990.48
Henry K. Barbe, Transportation.....	769.00
Hotel and Meals.....	310.16
Telegraph.....	.74
Rachel H. Colwell, Transportation.....	19.47
Hotel and Meals.....	33.27
Telephone.....	.75
Geo. E. Hubbs, Transportation \$68.30, less refund...	34.30
Hotel and Meals \$62.84, less refund.....	32.00
Supplies.....	2.54

W. C. Meadows, Transportation.....	554.60
Hotel and Meals.....	510.72
Supplies.....	.60
Jno. C. Shaw, Transportation.....	319.66
Hotel and Meals.....	164.39
Postage.....	11.72
Supplies.....	7.28
Notary.....	2.85
O. A. Watson, Transportation.....	387.88
Hotel and Meals.....	818.57
Telephone.....	6.32
Taxi.....	2.30
Total Travel.....	\$ 3,989.12
Transfer to Appropriation for Federal Rehabilitation.....	473.16
Transfer to Appropriation for Vocational Training...	1,188.69
Total.....	\$ 25,727.42

Wherever a part of the same class of expenditure is paid out of "State Fund, General Revenue," a part out of "State Fund, Special Revenue," the total amount is included in above General Revenue classification.

Amount of above paid out of General Revenue.....	\$ 13,675.50
Amount of above paid out of Special Revenue.....	12,051.92
Total.....	\$ 25,727.42

25.—*Appropriation to pay Accrued Interest on Bonds Purchased for The School Fund.*

Accrued Interest on Bonds purchased for The School Fund.....	\$ 3,234.23
--	-------------

26.—*Appropriation for Payment of Supplemental Aid to Teacher's Fund.*

Counties:	
Barbour.....	\$ 17,254.00
Berkeley.....	1,703.00
Boone.....	33,601.00
Braxton.....	29,210.00
Cabell.....	28,648.00
Calhoun.....	22,697.00
Clay.....	21,382.00
Fayette.....	92,098.00
Gilmer.....	12,884.00
Grant.....	26,157.00
Greenbrier.....	67,819.00
Hampshire.....	39,619.00
Hardy.....	31,800.00
Harrison.....	1,670.00
Jackson.....	63,461.00
Kanawha.....	40,369.00
Lewis.....	11,122.00
Lincoln.....	15,921.00
Logan.....	11,734.00
Marion.....	25,380.00
Mason.....	42,534.00
Mercer.....	58,712.00
Mineral.....	12,475.00
Mingo.....	1,982.00
Monongalia.....	7,618.00
Monroe.....	52,750.00
Morgan.....	5,412.00
Nicholas.....	12,872.00
Pendleton.....	41,247.00

Pleasants.....	8,642.00
Pocahontas.....	44,926.00
Preston.....	20,211.00
Putnam.....	41,576.00
Raleigh.....	20,192.00
Randolph.....	45,392.00
Roane.....	16,290.00
Summers.....	63,625.00
Taylor.....	2,011.00
Tucker.....	14,064.00
Tyler.....	11,519.00
Upshur.....	31,232.00
Wayne.....	48,549.00
Webster.....	23,208.00
Wetzel.....	1,464.00
Wirt.....	23,045.00
Wood.....	35,806.00
Wyoming.....	2,505.00
Total.....	\$ 1,284,388.00

27.—Appropriation for Payment of Supplemental Aid to Building Fund.

Counties:

Barbour.....	\$ 403.00
Calhoun.....	1,217.00
Clay.....	380.00
Fayette.....	3,665.00
Grant.....	68.00
Greenbrier.....	2,316.00
Hampshire.....	3,937.00
Hardy.....	1,213.00
Harrison.....	1,020.00
Jackson.....	5,098.00
Kanawha.....	3,383.00
Lincoln.....	402.00
Logan.....	2,232.00
Mason.....	2,430.00
Mercer.....	690.00
Monroe.....	6,461.00
Morgan.....	816.00
Pendleton.....	1,177.00
Pocahontas.....	2,535.00
Putnam.....	3,847.00
Raleigh.....	207.00
Randolph.....	6,811.00
Roane.....	537.00
Summers.....	8,881.00
Tucker.....	1,036.00
Tyler.....	2,214.00
Upshur.....	1,325.00
Wayne.....	3,942.00
Wirt.....	1,796.00
Wood.....	2,203.00
Total.....	\$ 72,242.00

28.—Appropriation to Pay State Aid to Classified High Schools.

Counties:

Barbour.....	\$ 1,400.00
Berkeley.....	2,200.00
Boone.....	600.00
Braxton.....	4,000.00
Brooke.....	2,200.00



Cabell.....	2,400.00
Clay.....	1,800.00
Doddridge.....	800.00
Fayette.....	6,000.00
Grant.....	1,000.00
Greenbrier.....	4,400.00
Hampshire.....	800.00
Hancock.....	3,200.00
Hardy.....	1,200.00
Harrison.....	11,000.00
Jackson.....	2,600.00
Jefferson.....	2,000.00
Kanawha.....	6,000.00
Lewis.....	2,200.00
Lincoln.....	1,400.00
Logan.....	1,600.00
Marion.....	6,800.00
Marshall.....	3,200.00
Mason.....	3,000.00
Mercer.....	4,200.00
Mineral.....	2,200.00
Mingo.....	4,800.00
Monongalia.....	2,800.00
Monroe.....	2,800.00
Morgan.....	2,000.00
McDowell.....	5,800.00
Nicholas.....	2,600.00
Ohio.....	3,800.00
Pendleton.....	600.00
Pleasants.....	800.00
Pocahontas.....	3,400.00
Preston.....	7,200.00
Putnam.....	1,000.00
Raleigh.....	3,000.00
Randolph.....	2,000.00
Ritchie.....	4,200.00
Roane.....	1,800.00
Summers.....	2,400.00
Taylor.....	1,800.00
Tucker.....	3,400.00
Tyler.....	3,400.00
Upshur.....	1,400.00
Wayne.....	1,400.00
Webster.....	800.00
Wetzel.....	7,800.00
Wirt.....	800.00
Wood.....	2,400.00
Wyoming.....	2,000.00
Total.....	\$ 154,400.00

## 29.—Appropriation to Pay State Aid to Standard Rural Schools.

## Counties:

Boone.....	\$ 200.00
Brooke.....	668.00
Fayette.....	2,078.00
Gilmer.....	120.00
Hardy.....	100.00
Harrison.....	720.00
Jackson.....	120.00
Kanawha.....	720.00
Lewis.....	120.00
Marion.....	560.00

Marshall.....	1,020.00
Mercer.....	100.00
Monroe.....	390.00
McDowell.....	800.00
Pocahontas.....	132.00
Randolph.....	100.00
Summers.....	120.00
Tyler.....	352.00
Wetzel.....	120.00
Total.....	\$ 8,540.00

**RECAPITULATION OF ACTUAL DISBURSEMENTS OF "GENERAL SCHOOL FUND" OF WEST VIRGINIA, DURING THE YEAR ENDING JUNE 30, 1922**

Salary of State Superintendent of Free Schools.....	\$ 5,000.00
Salary of Assistant Superintendent of Free Schools.....	3,300.00
Salaries of Clerks and Stenographers of State Department of Free Schools.....	17,850.00
Current and Contingent Expenses of State Department of Free Schools.....	6,366.47
Salaries of State Board of Education.....	7,250.00
Expenses of State Board of Education.....	3,360.32
Salaries Advisory Members State Board of Education.....	2,500.00
Expenses Advisory Members State Board of Education.....	470.73
Salary and Traveling Expenses of Secretary and Director State Board of Education.....	4,575.31
Salary of Clerk and Stenographer to State Board of Education.....	1,800.00
Salary of Supervisor of Colored Schools.....	2,700.00
Salary of High School Supervisor.....	2,800.00
Salaries for Inspection and Supervision of Rural Schools...	6,000.00
Expenses for Inspection and Supervision of Rural Schools...	7,505.99
Salaries and Expenses of Sanitary Inspection.....	10,000.00
Contingent and Traveling Expenses of State Superintendent of Free Schools.....	564.17
Expense of Conducting Uniform Examination.....	11,650.11
Printing, Binding and Stationery.....	24,846.75
Compensation Institute Instructors.....	15,176.55
Cost of Certifying and Publishing Delinquent Lists.....	10,000.00
Publishing Sale Delinquent Lands.....	3,474.78
Salaries of County Superintendents of Free Schools.....	90,878.82
To Assist in Vocational Education.....	20,030.05
To Assist in Rehabilitation.....	25,727.42
To Pay Accrued Interest on Bonds.....	3,234.23
Total other than State Aid to Local School Fund....	\$ 287,061.70
State Aid to Teachers' Funds.....	\$ 1,284,388.00
State Aid to Building Funds.....	72,242.00
State Aid to Classified Schools.....	154,400.00
State Aid to Standard Rural Schools.....	8,540.00
Total.....	\$ 1,806,631.70

**STATEMENT OF ACTUAL DISBURSEMENTS OF THE "STATE  
FUND GENERAL REVENUE" OF WEST VIRGINIA  
DURING THE YEAR ENDING JUNE 30, 1922**

The following is a statement of the cash disbursements of the "State Fund General Revenue" disbursed on requisitions of others than State Board of Control during the year ending June 30, 1922.

**STATE AUDITOR'S OFFICE.**

<b>30.—Appropriation to pay Salary of Auditor.</b>	
John C. Bond, salary 12 months.....	\$ 5,000.00
<b>31.—Appropriation to Pay Salaries of Clerks, Bookkeepers, Stenographers and Other Assistants.</b>	
L. O. Curtis, salary 12 months.....	\$ 3,700.00
H. H. Ballard, salary 12 months.....	4,600.00
H. F. Leggett, salary 12 months.....	3,100.00
Freeman Carte, salary 12 months.....	3,100.00
Jno. M. Miller, salary 12 months.....	3,100.00
W. H. Kelbaugh, salary 12 months.....	1,950.00
F. W. Pritt, salary 12 months.....	2,560.00
E. McVey, salary 12 months.....	2,560.00
Paul H. Goshorn, salary 12 months.....	1,950.00
Ada Diehl, salary 12 months.....	1,985.00
W. R. Kearns, salary 2 + months.....	400.00
Jos. C. Smith, salary 10 + months.....	1,680.00
Pearl Strom, salary 10 months.....	1,295.00
D. Borstein, salary 8 months.....	825.00
E. H. Evans, salary 3 months.....	450.00
Jeanette Humphrey, salary 9 months.....	975.00
Bertha Bond, salary 8 + months.....	1,385.00
E. H. Daniel, salary 2 + months.....	500.00
F. B. Zimmerman, salary 6 + months.....	894.16
Carolyn C. Walker, salary 3 + months.....	466.66
A. L. Davis, salary 2 + months.....	275.00
Lillian Hubbard, salary 4 + months.....	456.66
Jno. H. Randolph, salary 4 months.....	840.00
Mayme D. Beers, salary 4 months.....	500.00
Anna Whitmore, salary 4 months.....	500.00
Geo. E. Ours, salary 4 months.....	700.00
L. B. Harris, salary 4 months.....	700.00
Grace Wright, salary 1 + month.....	150.00
Louise Hetzel, salary 2 + months.....	312.50
Edna Hetzel, salary 2 months.....	280.00
Carolyn Algeo, salary 1 + month.....	151.70
L. J. Case, salary 1 + month.....	396.92
O. E. Dennon, salary 1 + month.....	300.00
Mollie M. Leggett, salary 1 + month.....	250.00
Chas. H. Ellis, salary 1 month.....	200.00
Wm. A. Sites, salary 1 month.....	100.00
Ralph Ours, salary 1 month.....	100.00
Jno. W. Sevey, salary 1 month.....	250.00
B. M. Parks, salary 1 month.....	100.00
B. F. Hall, salary 1 month.....	100.00
Jenet Craig, salary 1 month.....	100.00
Helen Buxton, salary 1 month.....	100.00
Cal. F. Young, salary 1 month.....	250.00
Anna Denner, salary 1 month.....	125.00
Margaret Rea, services.....	83.32
L. G. Cavendish, services.....	50.00
C. E. Boone, services.....	50.00
<b>Total.....</b>	<b>\$ 44,796.92</b>

<b>32.—Appropriation for Contingent and Current Expense of Auditor's Office.</b>		
Postage \$549.10, less amount refunded, \$70.04.....	\$	479.06
Telephone.....		334.53
Telegraph.....		181.56
Freight, Express and Drayage, \$191.33, less amount refunded, \$121.00.....		70.33
Office Supplies and Stationery.....		779.21
Cal. F. Young, Desks, Chairs and Tables.....		1,701.91
R. P. Andrews Paper Co., Desks and Tables.....		320.00
Coyle and Richardson Furnishings.....		117.65
Drinking Water.....		97.46
Newspaper Clippings.....		80.00
Subscription to Papers.....		73.42
Red Cross Seals.....		10.00
Typewriter and Supplies.....		380.32
Adding Machine and Supplies, \$265.50, less amount refunded, \$9.10.....		256.40
Dictagraph Supplies.....		65.21
Duplicator Machine and Supplies.....		30.00
Glass Top for Desks.....		23.40
Official Bond John C. Bond.....		80.00
J. W. Dudley Sons Co., Flowers for Funeral.....		15.00
LeRoy Clemens, services.....		23.90
Total Miscellaneous.....	\$	5,119.30
John C. Bond, Transportation.....		285.32
Hotel and Meals.....		198.85
Telephone and Telegraph.....		6.45
Taxi.....		6.80
Porter and Baggage.....		1.50
Freeman Carte, Transportation.....		48.34
Hotel and Meals.....		51.10
Taxi.....		.80
Jno. H. Randolph, Transportation.....		22.30
Hotel and Meals.....		6.80
F. W. Pritt, Transportation.....		17.40
Hotel and Meals.....		1.10
Taxi.....		1.00
H. F. Leggett, Transportation.....		4.67
Hotel and Meals.....		4.50
C. W. Kyle, Transportation.....		30.19
Hotel and Meals.....		30.00
Total Traveling.....	\$	717.12
Less the following amounts refunded to the appropriation on account of the sale of old property:		
One Typewriter.....	\$	45.00
One Safe.....		300.00
Furniture.....		65.00
		410.00
Net Total.....	\$	5,426.42
<b>Note—The above expense account of John C. Bond was incurred as follows:</b>		
July 16-18, 1921, Welch.....	\$	34.75
July 20-27, 1921, Keyser, Petersburg and Franklin...		55.59
July 29, Aug. 1, 1921, Marlinton and Cass.....		31.54
Aug. 7-10, 1921, Lewisburg.....		30.46
Sept. 28, Oct. 3, 1921, Atlantic City.....		129.49
Nov. 9-13, 1921, Martinsburg.....		95.23
Nov. 16, 1921, Huntington.....		12.15
Nov. 18-20, 1921, Newport News, Va.....		109.71
Total.....	\$	498.92

**33.—Appropriation to pay Expenses of the Enforcement of the Speculative Security Act.**

J. G. Groninger, salary 6 months.....	\$	1,999.98
P. H. Anderson, salary 1 + month.....		300.00
Chas. M. Bond, salary 5 months.....		1,125.00
Total Salaries.....	\$	3,424.98
P. H. Anderson, Transportation.....		99.37
Hotel and Meals.....		110.60
Telephone and Telegraph.....		3.35
Postage.....		2.76
Interpreter, Lena Caldoria.....		10.00
Chas. M. Bond, Transportation.....		444.79
Hotel and Meals.....		611.02
Telegraph.....		.70
J. G. Groninger, Transportation.....		67.50
Hotel and Meals.....		59.75
Taxi.....		5.10
John C. Bond, Transportation.....		69.63
Hotel and Meals.....		75.25
Telephone.....		2.90
Taxi.....		4.80
Total Traveling Expense.....	\$	1,567.52
Telephone.....		7.50
Total.....	\$	5,000.00

Note—The above traveling expense of John C. Bond was incurred as follows:

Aug. 11-15, 1921, Washington, D. C.....	\$	77.31
Sept. 6-9, 1921, Washington, D. C.....		66.06
Jan. 14, 1922, Huntington.....		9.21
Total.....	\$	152.58

**34.—Appropriation for Insurance and Investment Companies, Department of Auditor's Office.**

W. E. White, salary 12 months.....	\$	2,800.00
O. E. Price, salary 12 months.....		1,900.00
Jno. H. Randolph, salary 12 months.....		1,600.00
D. Borstein, salary 4 months.....		460.00
Pearl Strom, salary 2 months.....		250.00
Isaac Noel, salary 11 months.....		1,415.00
Anna Denner, salary 9 months.....		1,190.00
Howard Post, salary 1 month.....		250.00
Janet Craig, salary 1 month.....		100.00
Helen Buxton, salary 1 month.....		100.00
Mahrie Stark, salary 1 month.....		100.00
M. R. Kearns, salary 1 month.....		150.00
B. F. Hall, services.....		50.00
Dan Riordan, services.....		35.00
LeRoy Clemens, services.....		14.10
Total Salaries.....	\$	10,414.10
Postage.....		1,955.27
Telephone.....		197.76
Telegraph.....		99.06
Office Supplies and Stationery.....		308.42
Office Furniture and Fixtures.....		321.25
Drinking Water.....		43.20
Newspaper Clippings.....		40.00
Subscription to Papers.....		51.50
Typewriter Supplies.....		4.00
Adding Machine and Supplies.....		210.00
Barnes' Codes (5).....		75.00

National Convention of Insurance Commissioners:	
Membership.....	75.00
Pro Rata Share of Costs.....	100.00
Total Miscellaneous.....	\$ 3,480.46
John C. Bond, Transportation.....	55.26
Hotel and Meals.....	72.25
Telephone and Telegraph.....	4.50
Chas. M. Bond, Transportation.....	94.72
Hotel and Meals.....	154.55
Howard Post, Transportation.....	149.87
Hotel and Meals.....	108.15
Taxi.....	5.25
J. M. Miller, Transportation.....	21.72
Hotel and Meals.....	3.40
W. E. White, Transportation.....	137.27
Hotel and Meals.....	98.95
Taxi and Porter.....	11.25
Advance allowance \$60.69 refunded	
Jno. R. Randolph, Transportation.....	41.84
Hotel and Meals.....	8.75
Taxi.....	1.00
Total Traveling Expense.....	\$ 968.73
Total.....	\$ 14,863.29
35.— <i>Appropriation for Filing Cases and Furniture.</i>	
Cal. F. Young, Furniture and Fixtures.....	\$ 6,169.27
Glass Tops for Desks.....	32.08
Rugs.....	170.00
Office Supplies.....	16.66
Dictagraph.....	210.30
David Dick and Son, Labor and Material.....	61.45
Total.....	\$ 6,659.76
Note—The above traveling expense of John C. Bond was incurred as follows:	
June 23-25, 1921, Welch and Beckley.....	\$ 38.08
Aug. 30, Sept. 2, 1921, Parsons and Gendricks.....	62.61
May 7-12, 1921, Marlinton and Ronceverte.....	31.29
Total.....	\$ 132.01
Recapitulation:	
Salary of Auditor.....	\$ 5,000.00
Salary of Clerks, Stenographers and Assistants..	44,796.92
Current and Contingent Expense.....	5,426.42
Enforcement Speculative Security Act.....	5,000.00
Insurance Department.....	14,863.29
Filing Cases.....	6,659.76
Grand Total Auditor's Office.....	\$ 81,746.39

## ATTORNEY GENERAL'S OFFICE.

<b>36.—Appropriation to pay Salary of Attorney General.</b>	
E. T. England, salary 12 months.....	\$ 5,000.00
<b>37.—Appropriation to pay Salary of the First Assistant to the Attorney General.</b>	
Charles Ritchie, salary 12 months.....	\$ 4,500.00
<b>38.—Appropriation to pay Salary of the Second Assistant to the Attorney General.</b>	
R. A. Blessing, salary 12 months.....	\$ 4,200.00
<b>39.—Appropriation to pay Salary of the Third Assistant to the Attorney General.</b>	
R. D. Steed, salary 12 months.....	\$ 4,000.00
<b>40.—Appropriation to pay the Salary of the Printing Clerk for Attorney General.</b>	
J. R. Foster, salary 12 months.....	\$ 3,000.00
<b>41.—Appropriation to pay Salary of Reading Clerk for Attorney General.</b>	
Leonia England, salary 12 months.....	\$ 1,800.00
<b>42.—Appropriation to pay Salaries of Stenographers and Clerks.</b>	
Helen Kaufman, salary 11 + months.....	\$ 1,840.00
Ethel McWise, salary 12 months.....	1,720.00
Monica Sovine, salary 12 months.....	1,440.00
Total.....	\$ 5,000.00
<b>43.—Appropriation to pay Current and Contingent Expenses of Attorney General.</b>	
Postage.....	\$ 396.04
Telephone.....	414.49
Telegraph.....	109.96
Freight, Express and Drayage.....	9.22
Office Supplies and Stationery.....	155.63
Furniture and Fixtures.....	302.05
Awnings.....	47.44
Drinking Water.....	22.80
Subscription to Papers.....	64.50
Dictating Machines and Supplies.....	462.64
Typewriter Repairs.....	8.70
Electric Fan.....	27.00
Vacuum Sweeper.....	46.00
Electric Supplies.....	12.00
Glass Door and Lettering.....	7.85
Total Miscellaneous.....	\$ 2,086.32
Helen Kaufman, salary part month.....	100.00
Ethel McWise, stenographic services.....	100.00
R. E. Sherwood, stenographic services.....	22.50
Carrie Carey, stenographic services.....	45.00
Total Services.....	\$ 267.50
E. T. England, Hotel and Meals.....	9.36
Transportation.....	28.35
Charles Ritchie, Transportation.....	134.62
Hotel and Meals.....	41.90
Taxi.....	4.40
Porter.....	1.90
Telegraph.....	1.16

R. A. Blessing, Transportation.....	53.37
Hotel and Meals.....	17.50
Total Traveling Expense..... \$	292.56
Total.....	\$ 2,646.38

Note—The above traveling expense of E. T. England was incurred as follows:

Jan. 15-21, 1922, Logan.....	\$ 37.71
------------------------------	----------

**44.—Appropriation to pay for Replacing Law Books Destroyed by Fire.**

W. H. Anderson Co.....	\$ 175.50
American Law Book Co.....	25.00
Bancorft Whitney Co.....	27.20
Bobbs Merrill Co.....	184.05
Uriah Barnes.....	22.50
R. L. Babb.....	33.00
Jno. K. Goodhue.....	655.25
J. A. Jackson.....	410.00
Lawyers Co-operative Publishing Co.....	1,116.50
Little Brown Co.....	33.00
Martindale Law Directory.....	18.60
The Michie Co.....	7.22
Charles Ritchie.....	363.15
Frank Shepherd Co.....	19.50
Edw. Thompson Co.....	195.62
West Publishing Co.....	202.75
Total.....	\$ 3,488.84

**Recapitulation:**

Salary of Attorney General.....	\$ 5,000.00
Salary of First Assistant.....	4,500.00
Salary of Second Assistant.....	4,200.00
Salary of Third Assistant.....	4,000.00
Salaries of Stenographers and Clerks.....	5,000.00
Salary of Printing Clerk.....	3,000.00
Salary of Reading Clerk.....	1,800.00
Current and Contingent Expense.....	2,646.38
Law Books.....	3,488.84

Grand Total—Attorney General's Office..... \$ 33,635.22

**GOVERNOR'S OFFICE.**

**45.—Appropriation to pay Salary of Governor.**

Ephraim F. Morgan, salary 12 months.....	\$ 10,000.00
--	--------------

**46.—Appropriation to pay Salary of Private Secretary to the Governor.**

J. V. Sullivan, salary 12 months.....	\$ 4,500.00
---------------------------------------	-------------

**Recapitulation:**

Salary of Governor.....	\$ 10,000.00
Salary of Private Secretary.....	4,500.00

Grand Total—Governor's Office..... \$ 14,500.00



**PARDON ATTORNEY'S OFFICE.**

<b>47.—Appropriation to pay Salary of Pardon Attorney.</b>	
A. G. Jenkins, salary 12 months.....	\$ 4,000.00
<b>48.—Appropriation to pay Salary of Stenographer to Pardon Attorney.</b>	
O. M. Mendenhall, salary 10 months.....	\$ 1,500.00
<b>49.—Appropriation for Contingent Expense of Pardon Attorney.</b>	
Postage.....	\$ 100.00
Telephone.....	189.43
A. G. Jenkins, Transportation.....	41.40
Hotel and Meals.....	21.60
<b>Total.....</b>	<b>\$ 352.43</b>
Recapitulation:	
Salary of Pardon Attorney.....	\$ 4,000.00
Salary of Stenographer.....	1,500.00
Contingent Expense.....	352.43
<b>Grand Total—Pardon Attorney's Office.....</b>	<b>\$ 5,852.43</b>

**GOVERNOR'S MANSION AND GROUNDS.**

<b>50.—Appropriation for Furniture and Furnishings, and Maintenance of Mansion and Grounds.</b>	
N. B. Gardner, salary 12 months.....	\$ 1,220.00
Flora Gardner, salary 12 months.....	490.00
<b>Total Salaries.....</b>	<b>\$ 1,710.00</b>
Telephone.....	109.48
Drinking Water.....	72.90
Freight and Drayage.....	8.90
Household Supplies.....	140.35
China.....	114.45
Curtains and Draperies.....	89.07
Laundry.....	136.20
Plants.....	46.00
Records.....	13.75
Subscription to Papers.....	15.00
N. B. Gardner, cater services dinner to State Officers..	135.77
<b>Total.....</b>	<b>\$ 2,591.87</b>
<b>51.—Appropriation for Repairs and Improvements of Mansion and Grounds.</b>	
D. Dick and Son, Painting.....	\$ 117.70
J. W. Shiels, Labor.....	22.88
M. A. Bennett, Labor.....	7.15
Repairs to Furniture.....	46.75
Repairs to Plumbing.....	31.75
Electrical Supplies.....	34.55
Paper and Papering.....	103.15
Table.....	31.50
Rugs.....	268.80
Sundry Supplies and Plants.....	68.04
<b>Total.....</b>	<b>\$ 732.27</b>
Recapitulation:	
Maintenance and Furniture.....	\$ 2,591.87
Repairs and Improvements.....	732.27
<b>Total.....</b>	<b>\$ 3,324.14</b>

## CIVIL CONTINGENT FUND.

## 52.—Appropriation for Civil Contingent Fund.

R. O. Nuzum, salary 12 months.....	\$	3,000.00
O. M. Mendenhall, salary 2 months.....		300.00
W. D. Alexander, per diem.....		20.00
W. S. Phillips, per diem.....		20.00
W. L. Bowe, labor.....		15.00
Postage.....		408.00
Telephone.....		522.15
Telegraph.....		347.06
Office Supplies and Stationery.....		44.04
Office Furniture.....		82.42
Freight, Express and Drayage.....		8.01
Drinking Water.....		90.90
Books.....		20.00
Subscriptions to Papers.....		216.15
Red Cross Seals.....		10.00
Wreath, for Unknown Soldier.....		25.00
Auto Supplies, Repairs, Gasoline and Oil.....		560.14
Banner, Coat-of-Arms.....		20.29
Award Typewriting Contest High School.....		22.00
Juliet Thompson, Portrait of Gov. E. F. Morgan.....		1,020.00
Chas. Reed, cash advanced behalf of State.....		47.00
G. F. Daugherty, aid to destitute families.....		100.00
M. C. Riley, Secretary, State's pro rata share of Governor's Conference.....		150.00
J. W. Vandervort, Advising Committee on Uniform Laws.....		50.00
E. L. Brine, expense of Logan Riot.....		75.00
E. F. Morgan, expense Logan Riot.....		150.00
Jordan Taxi Cab Co., services Logan Riot.....		25.00
Railway Audit Inspection Co.:		
Services.....		275.00
Expense.....		158.10
J. K. Anderson, Traveling Expense, Water Power Commission.....		140.53
Stenographic services.....		75.00
E. B. Stewart, Traveling Expense, Water Power Commission.....		60.00
H. G. Young and four others, Traveling Expense to Washington, D. C.....		233.10
C. W. Dillon, Traveling Expense.....		12.44
S. T. Spears, Traveling Expense.....		127.40
J. K. Monroe, Traveling Expense.....		89.22
Office Supplies.....		8.20
Ephraim F. Morgan, Transportation.....		461.34
Hotel and Meals.....		199.95
Taxi, Porter and Telegraph.....		25.05
Railroad Fare and Pullman for party to launching of Battleship at Newport News.....		293.56
A. G. Jenkins, Traveling Expense.....		132.44
Publishing Delinquent Taxes:		
Charleston Mail.....		71.44
Clarksburg Telegram.....		71.44
Bluefield Telegraph.....		71.44
Fairmont West Virginian.....		71.44
Huntington Herald Dispatch.....		71.44
Huntington Advertiser.....		28.30
Morgantown Post.....		65.96
Publishing Legislative Amendment.....		46.91
Bills Paid for Negro Welfare and Statistics:		
Office Rent.....		300.00

Office Supplies.....	19.25
Telephone.....	18.53
Electric Fans.....	60.00
Newspaper Clippings.....	5.00
Expense of Director of Kimball High School....	32.47
Transfer to Fairmont Hospital, to equip New Ward for Venereal Diseases, Girls.....	2,500.00
<b>Total.....</b>	<b>\$ 13,073.11</b>

Note—The above traveling expense of E. F. Morgan was incurred as follows:

July 16-18, 1921, Welch.....	\$ 23.85
Sept. 15-17, 1921, Parkersburg.....	19.79
Oct. 13-14, 1921, Washington, D. C., self and Keatley	89.44
Nov. 4, 1921, Huntington.....	4.52
Nov. 10-12, 1921, Washington, D. C.....	79.09
Dec. 3-10, 1921, Charleston, S. C.....	133.05
Nov. 18-20, 1921, Newport News.....	32.30
Jan. 13, 1922, Morgantown.....	36.52
Feb. 16, 1922, Huntington.....	6.86
Feb. 22, 1922, Wheeling.....	15.78
Apr. 21, 1922, Ironton Bridge, self and secretary....	23.16
Apr. 28, 1922, Charles Town.....	44.12
June 10, 1922, Oak Hill.....	8.55
June 19, 1922, Wheeling and Charles Town.....	91.22
May 30, 1922, Washington, D. C.....	36.90
May 26, 1922, Richmond, Va.....	41.19
<b>Total.....</b>	<b>\$ 686.34</b>

#### STATE TREASURER'S OFFICE.

##### 53.—Appropriation to pay Salary of State Treasurer.

W. S. Johnson, salary 12 months.....	\$ 5,000.00
--------------------------------------	-------------

##### 54.—Appropriation to pay Salaries of Clerks, Bookkeepers, Stenographers and Other Employees.

Hal F. Morris, salary 12 months.....	\$ 3,999.96
H. W. Claypool, salary 12 months.....	3,600.00
Geo. L. Petty, salary 12 months.....	3,000.00
Nell Gilchrist, salary 12 months.....	1,999.92
Blanche Turner, salary 12 months.....	1,570.00
Cecil R. Adams, salary 12 months.....	1,570.00
John Monroe, salary 11 months.....	825.00
Ben F. Peabody, salary 5 + months.....	1,375.00
Laura Chambers, salary 6 months.....	1,140.00
Leora Cavendish, salary 1 + month.....	175.00
Alice King, salary 1 month.....	135.00
Joe Cohen, services.....	29.00
L. W. Barkley, services.....	7.50
Anna Denner, services.....	25.50
Lewis Via, services.....	3.00
Jno. L. Ramsey, services.....	50.00
<b>Total.....</b>	<b>\$ 19,504.88</b>

##### 55.—Appropriation for Current, Contingent and Traveling Expenses.

Postage, \$518.79, less amount refunded \$5.96.....	\$ 512.83
Telephone.....	395.88
Telegraph.....	132.97
Freight, Express and Drayage.....	35.57
Office Supplies and Stationery.....	89.71
Cal F. Young, Tables and Desks.....	1,918.75

Office Furniture and Furnishings.....	212.00
Typewriters and Supplies.....	382.55
Adding Machine Supplies and Repairs.....	111.61
Dictaphone.....	250.00
Subscriptions to Papers.....	60.45
Drinking Water.....	26.40
Electric Supplies.....	6.05
Rubber Mats.....	35.00
Red Cross Stamps.....	5.00
W. S. Johnson, Transportation.....	85.87
Hotel and Meals.....	54.25
Taxi and Porter.....	5.00
Telegraph.....	1.43
<b>Total.....</b>	<b>\$ 4,321.32</b>

Note—The above traveling expense of W. S. Johnson was incurred as follows:

Sept. 14-15, 1921, Parkersburg.....	\$ 19.50
Sept. 29, Oct. 2, 1921, Atlantic City.....	74.32
Nov. 17-21, 1921, Newport News.....	52.73
<b>Total.....</b>	<b>\$ 146.55</b>

56.—*Appropriation to pay for Filing Cases in Vault.*

S. S. Moore Co., File Cases.....	\$ 2,253.90
Cal F. Young, File Cases and Tables.....	243.45
<b>Total.....</b>	<b>\$ 2,497.35</b>

Recapitulation:

Salary of Treasurer.....	\$ 5,000.00
Salaries of Clerks and Stenographers.....	19,504.88
Current and Contingent Expenses.....	4,321.32
Filing Cases.....	2,497.35
<b>Grand Total—Treasurer's Office.....</b>	<b>\$ 31,323.55</b>

#### SECRETARY OF STATE'S OFFICE.

57.—*Appropriation to pay Salary of Secretary of State.*

H. G. Young, salary 12 months.....	\$ 5,000.00
------------------------------------	-------------

58.—*Appropriation to pay Expenses of Secretary of State's Office including Compensation of Clerks and Stenographers.*

J. D. Groninger, salary 2 + months.....	\$ 625.00
F. P. Key, salary 11 months.....	2,675.00
Homer Gray, salary 14 months.....	3,500.00
B. B. Stutler, salary 10 months.....	2,450.00
T. J. Honaker, salary 10 months.....	2,450.00
Mary Harmison, salary 11 months.....	1,900.00
E. M. Warwick, salary 11 months.....	1,375.00
J. C. Gilmer, salary 10 months.....	1,725.00
W. H. Saxton, salary 11 months.....	1,375.00
Nina B. Wills, salary 1 + month.....	262.50
Margueritte Minotti, salary 1 month.....	125.00
Myrtle Chapman, salary 1 month.....	125.00
T. H. Bryant, salary 1 month.....	250.00
Londa Gates, services.....	34.00
Homer Gates, services.....	27.00
E. W. Young, services.....	48.00
Emmet West, services.....	20.00
W. T. Lively, compilation Corporation Laws.....	200.00
<b>Total Salaries.....</b>	<b>\$ 19,166.50</b>

Postage.....	777.58
Telephone.....	496.83
Telegraph.....	177.03
Freight, Express and Drayage.....	15.89
Office Supplies and Stationery.....	94.50
Drinking Water.....	78.60
Subscription to Papers.....	29.15
Machine Repairs.....	67.38
Oil for Heat in Vault.....	12.50
Premium on Official Bond, H. G. Young.....	35.00
H. G. Young, Transportation.....	28.04
Hotel and Meals.....	21.00
<b>Total.....</b>	<b>\$ 21,000.00</b>
Note—The above traveling expense of H. G. Young was incurred as follows:	
Nov. 10, 1921, Bluefield.....	\$ 49.04
Recapitulation:	
Salary of Secretary of State.....	\$ 5,000.00
Salaries of Clerks and Other Expense.....	21,000.00
<b>Total.....</b>	<b>\$ 26,000.00</b>

## DEPARTMENT OF AGRICULTURE.

59.—Appropriation to pay Salary of Commissioner of Agriculture.	
J. H. Stewart, salary 12 months.....	\$ 5,000.00
60.—Appropriation to pay Salary of Chief of Bureau of Markets, Department of Agriculture.	
W. H. Somers, salary 12 months.....	\$ 2,400.00
61.—Appropriation Traveling Expenses of Commissioner of Agriculture.	
J. H. Stewart, Transportation.....	\$ 231.46
Hotel and Meals.....	146.70
Telephone and Telegraph.....	3.60
Auto Hire.....	48.00
<b>Total.....</b>	<b>\$ 429.76</b>
Note—The above traveling expense of J. H. Stewart was incurred as follows:	
July 10-11, 1921, Bluefield.....	\$ 20.40
July 30-31, 1921, Sweet Springs.....	22.00
Sept. 19, 1921, Sissonsville.....	10.00
Nov. 22-28, 1921, Wheeling, Clarksburg and Morgantown.....	58.12
Jan. 4-5, 1922, Huntington.....	19.05
Jan. 23-25, 1922, Mercer County.....	38.00
Apr. 3-7, 1922, Washington, D. C.....	86.15
May 12-13, 1922, Huntington.....	19.81
May 19, 1922, Huntington.....	18.21
June 3-7, 1922, Clarksburg, Fairmont and Morgantown.....	36.25
June 7-10, 1922, Washington, D. C.....	65.09
June 15-16, 1922, Wheeling.....	36.68
<b>Total.....</b>	<b>\$ 429.76</b>
62.—Appropriation Traveling Expenses of Chief of Bureau of Markets.	
W. H. Somers, Transportation.....	\$ 533.66
Hotel and Meals.....	466.88
Postage.....	49.12
Telegraph.....	2.21
<b>Total.....</b>	<b>\$ 1,051.87</b>

63.—*Appropriation to pay Salary of Clerks and Stenographers, Department of Agriculture.*

J. V. Stewart, salary 12 months.....	\$	3,250.00
Honora Costello, salary 12 months.....		1,500.00
M. A. Stewart, salary 12 months.....		1,800.00
Meta Groves, salary 12 months.....		2,399.98
Ruth Dunn, salary 12 months.....		1,500.00
Pearl Cavalier, salary 12 months.....		1,440.00
Helen Brady, salary 3 months.....		225.00
J. L. Dawson, salary part month.....		25.02
Total.....	\$	12,140.00
Less amount paid from Appropriations other than for Clerks and Stenographers.....		2,265.00
Net Total.....	\$	9,875.00

64.—*Appropriation (A) to pay Special Agents, including the enforcement of the Pure Seed Law and other Expenses, Department of Agriculture. (B) Crop Pest, (C) Contingent Expense, (D) Diseased Animals, (E) Fertilizer Registration Tags, (F) Stock Food, (G) Nursery Registration, (H) Sire Registration.*

Note Letters in ( ) indicate appropriations from which paid.

Salaries sundry parties, classified in preceding appropriations (B E F).....	\$	2,265.00
E. I. Allen, salary 13 months (A D F).....		2,160.58
E. P. Ball, salary 15 months (A F).....		2,250.00
T. W. Burke, salary 6 months (A F) (See No. 65)...		600.00
T. J. Corchran, salary 12 months (A F).....		1,800.00
LeRoy Clemens, salary 11 months (D).....		2,200.00
H. A. Downs, salary 11 months (A D E).....		1,650.00
C. A. Dunn, salary 12 months (A D F).....		1,650.00
B. S. Davis, salary 11 months (B D E G).....		1,833.28
C. G. Dawson, salary 11 months (B E F).....		2,149.95
P. W. Dayton, salary 12 months (B G) \$2,470.00, less amount refunded \$245.00.....		2,225.00
J. L. Dawson, salary 5 months (D).....		274.98
E. C. Guinn, salary 2 + months (A).....		350.00
A. A. Gold, salary 12 months (B E G).....		2,199.96
A. T. Howell, salary 12 months (A).....		1,000.00
B. H. Hite, salary 4 months (B E).....		400.00
C. T. Higginbotham, salary 4 months (D).....		499.98
F. E. Johnson, salary 11 + months (E).....		2,133.33
B. B. Kaplan, salary 8 months (B E F).....		634.97
F. B. Kunst, salary 11 months (B E).....		2,200.00
R. C. Lilly, salary 13 + months (A D F).....		2,549.97
T. B. Leith, salary 12 months (A F).....		2,400.00
S. P. Mathews, salary 12 months (A B E).....		1,800.00
Frank G. Miller, salary 10 months (A F).....		1,766.64
N. E. Merhie, salary 3 months (A).....		460.00
W. S. Morris, salary 2 + months (A B).....		350.00
A. S. Morgan, salary 1 + month (A C).....		235.00
G. B. McIntire, salary 2 months (A E).....		300.00
M. K. Malcolm, salary 15 months (B D).....		2,833.28
A. B. Mills, salary 11 months (B E).....		440.00
Geo. W. Neff, salary 12 months (A F H).....		1,200.00
A. J. Nicely, salary 11 months (B D E).....		2,200.00
S. L. Parsons, salary 5 months (D).....		1,250.00
H. N. Ramsey, salary 14 + months (A D).....		2,783.29
A. Rightmire, salary 6 months (A F).....		900.00
W. E. Rumsey, salary 3 months (B).....		466.66

L. N. Reefer, salary 9 + months (D F).....	1,275.00
John A. Rathbone, salary 3 + months (F).....	540.00
H. S. Spears, salary 4 months (A C).....	600.00
Maurice Scanlon, salary 5 months (B).....	1,000.00
H. A. Simpson, salary 12 months (B D F).....	2,399.96
C. C. Taylor, salary 2 months (D).....	300.00
A. J. Wick, salary 1 + month (A).....	245.00
Chas. E. Wheeler, salary 12 months (D F).....	2,400.00
Chas. E. Wheeler, Jr., 8 + months (B E).....	246.00
W. H. Cunningham, salary 1 month (A).....	125.00
P. Gabbert, salary 1 month (A).....	150.00
F. M. Kearns, salary 1 month (A).....	140.00
R. D. W. Mathews, salary 1 month (A).....	175.00
R. F. Nesbitt, salary 1 month (A).....	100.00
Bert E. Sayre, salary 1 month (A).....	150.00
Jas. A. Whiting, salary 1 month (A).....	150.00
Geo. Whiteman, salary 1 month (A).....	125.00
Ernest Layne, salary 1 month (F).....	150.00
Walter Coleman, per diem (A C D E).....	502.00
Aaron Hudson, per diem (A).....	24.00
R. C. Lanham, per diem (A).....	35.00
A. E. Smith, per diem (A).....	55.00
Clarence Scott, per diem (A).....	20.00
W. W. Thomas, per diem (A).....	80.00
Chas. E. Wright, Jr., per diem (C).....	40.00
S. L. Park, per diem (B).....	18.50
Cloyd Yost, per diem (B).....	20.00
C. W. Myers, per diem (C E).....	36.00
Sam Fields, per diem (C).....	35.00
Jas. A. Loughry, per diem (A C).....	130.00
B. W. Rannells, per diem (B).....	410.00
T. K. Massie, per diem (B E).....	605.00
Spencer Hill, per diem (B).....	305.00
W. H. McDonald, per diem (B).....	120.00
L. D. Sharp, per diem.....	22.50
T. M. Willis, per diem (C).....	22.50
C. E. John, per diem (D H).....	122.50
S. O. Fisher, per diem (D).....	202.50
S. M. Langford, per diem (D).....	278.00
W. M. Stanley, per diem (D).....	37.50
J. C. Callander, per diem (D).....	37.50
A. K. Dickle, per diem (D).....	45.00
R. R. Pharr, per diem (D).....	7.50
N. L. Life, per diem (D).....	28.00
C. O. Davis, per diem (D).....	10.00
F. H. Austin, per diem (D).....	585.00
O. R. Taylor, per diem (D).....	30.00
E. G. McLaughlin, per diem (D).....	15.00
Total salaries and per diem..... \$	66,561.83
Thos. W. Burke, Transportation (A D).....	346.23
Hotel and Meals.....	534.75
Telephone.....	14.85
Express and Drayage.....	215.42
Stenographic Services.....	129.70
Filing Cabinet.....	42.50
Exhibits for Fairs.....	203.00
Labor.....	24.00
Repairing Tent, Stakes and Ropes.....	75.00
Frank Wilson, Cleaning Tents.....	30.00
E. P. Babb, Transportation (A F).....	200.81
Hotel and Meals.....	264.00
Telephone and Telegraph.....	13.87
Postage.....	11.59

Taxi.....	3.25
Express.....	8.93
Office Rent.....	15.00
Supplies.....	15.60
H. A. Downs, Transportation (A E).....	273.19
Hotel and Meals.....	54.80
Telephone.....	13.30
Postage.....	48.54
Advertising.....	18.40
Taxi.....	2.00
Supplies.....	4.00
C. A. Dunn, Transportation (A F).....	264.54
Hotel and Meals.....	163.10
Telephone.....	1.50
Postage.....	6.13
C. G. Dawson, Transportation (A E F).....	272.01
Hotel and Meals.....	146.55
B. S. Davis, Transportation.....	328.16
Hotel and Meals.....	541.43
Telephone.....	1.45
Postage.....	9.17
Stenographer.....	6.25
Notary.....	3.00
Supplies.....	1.75
P. Gabbert, Transportation (A).....	78.66
Hotel and Meals.....	77.25
Telephone.....	.60
A. A. Gold, Transportation (A B E F).....	230.50
Hotel and Meals.....	151.75
Telephone.....	2.30
Supplies for Exhibit.....	35.16
R. C. Lilly, Transportation (A F).....	291.88
Hotel and Meals.....	284.15
Postage.....	1.29
Express.....	1.02
Jas. A. Lougry, Transportation (A C).....	42.46
Hotel and Meals.....	79.75
Supplies for Exhibits.....	25.15
W. S. Morris, Transportation (A B).....	28.91
Hotel and Meals.....	27.90
N. E. Merhie, Transportation (A).....	166.44
Hotel and Meals.....	121.30
Telegraph.....	4.90
Express.....	4.00
S. P. Mathews, Transportation (A B D).....	54.81
Hotel and Meals.....	222.95
Drayage.....	23.21
A. R. McMurry, Transportation (A).....	19.84
Hotel and Meals.....	5.00
J. P. Monroe, Transportation (A).....	5.70
Hotel and Meals.....	1.50
D. G. Miller, Transportation (A).....	45.46
Hotel and Meals.....	12.00
Frank G. Miller, Transportation (A F).....	483.12
Hotel and Meals.....	322.90
A. J. Nicely, Transportation (A B).....	100.29
Hotel and Meals.....	29.00
Telephone.....	.60
Taxi.....	2.00
N. H. Ramsey, Transportation (A).....	80.03
Hotel and Meals.....	101.25
Telegraph.....	.35



S. L. Parsons, Transportation (A D).....	170.75
Hotel and Meals.....	161.25
Telephone and Telegraph.....	4.11
Supplies.....	.35
A. Rightmire, Transportation (A F).....	209.53
Hotel and Meals.....	241.04
Telephone.....	1.20
Postage.....	9.60
Supplies.....	10.00
Bert E. Sayre, Transportation (A).....	36.25
Hotel and Meals.....	11.75
A. E. Smith, Transportation (A).....	13.50
Hotel and Meals.....	15.75
J. V. Stewart, Transportation (A E).....	75.49
Hotel and Meals.....	76.02
H. S. Spears, Transportation (A C).....	94.79
Hotel and Meals.....	82.50
Supplies.....	9.25
A. J. Wick, Transportation (A).....	28.22
Hotel and Meals.....	23.05
B. W. Rannels, Transportation (B).....	15.34
Hotel and Meals.....	200.75
Telephone.....	.30
W. E. Rumsey, Transportation (B G).....	139.08
Hotel and Meals.....	71.80
Telephone.....	.95
Postage.....	.30
Baggage.....	1.20
T. K. Massie, Transportation (B E).....	280.43
Hotel and Meals.....	73.40
Maurice Scanlon, Transportation (B E).....	386.52
Hotel and Meals.....	297.30
Telephone.....	1.15
Express.....	2.79
P. W. Dayton, Transportation (B F).....	397.50
Hotel and Meals.....	1,166.77
Telephone.....	4.60
Postage.....	1.90
Notary.....	3.00
Anthony Berg, Transportation (B E).....	76.38
Hotel and Meals.....	134.25
Telephone and Telegraph.....	2.80
Baggage.....	2.40
Supplies.....	6.60
M. K. Malcolm, Transportation (B D).....	169.45
Hotel and Meals.....	14.90
G. B. McIntire, Transportation.....	28.90
Hotel and Meals.....	52.60
Spencer Hill, Transportation (B).....	131.27
Hotel and Meals.....	155.75
Postage.....	1.52
W. H. McDonald, Hotel and Meals (B).....	73.50
Notary.....	1.00
L. D. Sharp, Transportation (B).....	14.90
Hotel and Meals.....	9.85
T. M. Willis, Transportation (C).....	30.22
Hotel and Meals.....	7.35
C. E. John, Transportation (D).....	3.78
Hotel and Meals.....	.50
S. O. Fisher, Transportation (D).....	59.72
Hotel and Meals.....	14.90
S. M. Langford, Transportation (D).....	55.96
Hotel and Meals.....	1.50

Telegraph.....	4.11
Postage.....	.95
Advertising.....	27.80
W. M. Stanley, Transportation (D).....	12.24
Hotel and Meals.....	.75
Supplies.....	2.67
F. E. Johnson, Transportation (D F).....	176.14
Hotel and Meals.....	485.74
Telephone.....	4.10
Postage.....	2.72
Supplies.....	18.25
C. T. Higginbotham, Transportation (D F).....	84.16
Hotel and Meals.....	224.50
Telephone.....	3.70
J. C. Callander, Transportation (D).....	13.50
Hotel and Meals.....	4.00
Supplies.....	1.25
A. K. Dickle, Transportation (D).....	30.61
Supplies.....	2.07
LeRoy Clemens, Transportation (D).....	23.66
Hotel and Meals.....	4.75
R. R. Parr, Transportation (D).....	17.50
Hotel and Meals.....	2.50
Chas. E. Wheeler, Transportation (D).....	88.68
Hotel and Meals.....	94.95
Calvin S. Evans, Transportation (D).....	34.46
Hotel and Meals.....	21.50
E. G. McLaughlin, Transportation (D).....	2.00
C. O. Davis, Transportation (D).....	6.00
F. H. Austin, Transportation (D).....	73.00
Hotel and Meals.....	.75
O. R. Taylor, Transportation (D).....	6.00
Hotel and Meals.....	4.40
Chas. E. Weekley, Jr., Transportation (E).....	28.40
Hotel and Meals.....	15.90
Ed. C. Andrews, Transportation.....	20.59
Hotel and Meals (E).....	21.81
Telegraph.....	.35
E. I. Allen, Transportation (F).....	316.52
Hotel and Meals.....	199.55
Telephone and Telegraph.....	3.33
Postage.....	35.91
Supplies.....	.90
H. A. Simpson, Transportation (F).....	49.07
Hotel and Meals.....	6.60
C. E. Taylor, Transportation (F).....	33.79
Hotel and Meals.....	136.34
Postage.....	.60
T. B. Leith, Transportation (F).....	56.32
Hotel and Meals.....	17.05
John A. Rathbone, Transportation (F).....	22.86
Hotel and Meals.....	267.16
Telephone and Telegraph.....	1.85
Laundry (Suit used in operations).....	14.37
Supplies.....	.85
W. D. Alfred, Transportation (D).....	10.04
Hotel and Meals.....	7.10
Law and Roberts Hereford Co., Inc. (D):	
Hotel and Meals.....	35.00
Drayage.....	4.00
Feed.....	73.50
Switching charges.....	15.45
Total Traveling Expenses.....	\$15,717.25

Postage (C D E F).....	950.00
Telephone (A C D E F).....	1,198.03
Telegraph (A C D E).....	214.22
Freight, Express and Drayage (A B C D E).....	1,161.06
Office Supplies and Stationery (B C D E F).....	247.75
Office Furniture and Fixtures (B C).....	28.90
Rugs and Carpets (C).....	77.38
Drinking Water (C E G).....	137.70
Ice (B).....	17.25
Water Coolers (B).....	50.83
Subscriptions to Papers (B C D E F).....	263.22
Books (E).....	130.40
Newspaper Clippings (C E).....	30.00
Pictures and Photo Supplies (B C G).....	133.80
Half Tones and Cuts (B E).....	24.33
Advertising (C D).....	27.56
Typewriter Supplies (C).....	5.25
Addressograph Supplies (D E).....	13.21
Electric Supplies and Heaters (C).....	35.58
Plumbing (C).....	2.64
Hardware (D E).....	19.38
Harness (C).....	38.00
Premium on Official Bond J. H. Stewart (C).....	15.00
Red Cross Seals (C).....	5.00
Seed Laboratory Supplies (A).....	96.85
Laboratory Supplies (B E F).....	697.42
Broom Room Supplies (B).....	11.25
Veterinary Supplies (D).....	22.20
Apiary Supplies (B C).....	158.77
Dust Spraying Machine (B).....	1,165.86
Spraying Material (B C G).....	380.80
Seed Potatoes (B).....	742.50
Seeds (B E).....	101.14
Supplies, Fruits and Vegetables for Fair Exhibits (A B C).....	395.00
Labor, Lumber and Material for Fairs (A B C D)...	581.61
The Cooley System, Material amd Labor at Fairs (C)	1,023.48
Barrels (B).....	18.00
Lime (E).....	72.23
Serum and Virus \$302.71, less amount refunded \$67.80 (D).....	234.91
Drugs (D).....	18.77
Fertilizer and Stock Food Tags (E F).....	4,503.23
Nursery Registration Tags (G).....	150.65
Cattle, Ear Tags (D F).....	631.41
Shipping Tags (E).....	89.05
Certificates and Cases (E).....	200.00
Indenmities paid for Cattle (D F).....	6,258.23
W. Va. Amusement and Film Co., Films (C D).....	1,883.99
Southern Advertising Co., Sign Boards (D).....	500.00
W. Va. Collegiate Institute, Premium paid on Ex- hibits (D).....	100.00
J. W. Sparks and Co., repairs to Boiler at Kenna (C)	390.00
R. O. Newcomb, Rack for Corn.....	178.03
Callahan Garage—Truck, Sprayer and Auto:	
Labor (C D E).....	546.92
Material.....	204.08
Tires.....	160.34
Tools.....	49.10
Storage.....	176.00
Gasoline and Oil (A D E).....	225.47

Auto Supplies (D).....	17.80
Auto Hire (C F).....	59.75
<b>Total.....</b>	<b>\$ 109,150.41</b>
· Less Amount refunded to Appropriation.....	400.00
<b>Net Total.....</b>	<b>\$ 108,750.41</b>

Wherever a part of the same class of expenditure is paid out of "State Fund, General Revenue," and a part out of "State Fund, Special Revenue," the total amount is included in above General Revenue classification.

Amount of above paid out of General Revenue.....	\$59,481.31
Amount of above paid out of Special Revenue.....	49,269.10
	\$ 108,750.41

The above disbursed from the following Appropriations:

Special Agents (A).....	\$ 15,132.11
Crop Pest (B).....	20,016.74
Contingent Expense (C).....	5,310.98
Diseased Animals (D).....	19,021.48
Fertilizer Registration Tags (E).....	13,475.18
Stock Food (F).....	33,894.20
Nursery Registration (G).....	1,684.72
Sire Registration.....	215.00

<b>Total.....</b>	<b>\$ 108,750.41</b>
-------------------	----------------------

65.—Appropriation to pay State Aid to Agricultural Fairs or Associations:

T. W. Burke, salary 6 months (See No. 64).....	\$ 1,200.00
Frank G. Miller, salary 1 month.....	150.00
<b>Total Salaries.....</b>	<b>\$1,350.00</b>
T. W. Burke, Transportation.....	323.86
Hotel and Meals.....	397.60
Telephone and Telegraph.....	40.25
Stenographic Services.....	29.50
Express and Drayage.....	237.56
Supplies for Exhibit.....	28.00
Printing.....	7.00
Postage and Stationery.....	2.50
Labor.....	10.50
Luther Hamond, Transportation.....	18.97
Hotel and Meals.....	7.60
Telegraph.....	.55
Postage.....	1.00
<b>Total Traveling Expense.....</b>	<b>\$1,104.89</b>

Aid Paid to Fairs:

W. Va. Exposition and State Fair, Wheeling.....	7,062.40
Morgans Grove Fair, Shepherdstown.....	1,182.17
Bluefield Fair Association, Bluefield.....	622.73
Fayette County Fair Association, Oak Hill.....	448.43
Greenbrier Valley Fair, Lewisburg.....	1,459.72
Kanawha County Co-operative Farm Bureau, Charleston.....	1,589.91
Lewis County Agriculture Association, Weston.....	3,356.82
Monroe County Fair, Salt Sulphur Springs.....	274.63
Putnam County Fair Association, Winfield.....	46.98
Ritchie County Agricultural Fair Assn., Pennsboro..	492.11
Upper Potamac Fair Association, Keyser.....	549.26
Upshur Fair and Agricultural Association.....	796.17
West Virginia Fair Association, Clarksburg.....	3,937.80
West Virginia Wood County Fair, Parkersburg.....	725.71
<b>Total Aid to Fairs.....</b>	<b>\$22,544.84</b>

<b>Total.....</b>	<b>\$ 24,999.73</b>
-------------------	---------------------

<b>Recapitulation Special Revenue Expenditures:</b>	
Fertilizer Tags.....	\$ 13,475.18
Stock Food.....	33,894.20
Nursery Registration.....	1,684.72
Sire Registration.....	215.00
<b>Total.....</b>	<b>\$ 49,269.10</b>
<b>Recapitulation General Revenue Expenditures:</b>	
Salary of Commissioner of Agriculture.....	\$ 5,000.00
Salary of Chief Bureau of Markets.....	2,400.00
Salaries of Clerks and Stenographers.....	9,875.00
Salaries and Expenses Special Agents.....	15,132.11
Traveling Expenses of Commissioner.....	429.76
Traveling Expenses of Chief, Bureau of Markets.....	1,051.87
Diseased Animals.....	19,021.48
Crop Pest.....	20,016.74
Contingent Expenses.....	5,310.98
State Aid to Agricultural Fairs.....	24,999.73
<b>Total General Revenue.....</b>	<b>\$ 103,237.67</b>

**SUPREME COURT.**

<b>66.—Appropriation to pay Salaries of the Judges of the Supreme Court.</b>	
Frank Lively, salary 12 months.....	\$ 8,000.00
Charles W. Lynch, salary 6 months.....	3,999.96
William N. Miller, salary 12 months.....	8,000.00
Geo. Poffenbarger, salary 12 months.....	8,000.00
Harold A. Ritz, salary 12 months.....	8,000.00
Jas. A. Meredith, salary 5 + months.....	3,978.53
<b>Total.....</b>	<b>\$ 39,978.49</b>
<b>67.—Appropriation to pay Mileage of the Judges of the Supreme Court.</b>	
Charles W. Lynch.....	\$ 201.43
William N. Miller.....	27.60
Geo. Poffenbarger.....	79.80
Harold A. Ritz.....	102.00
Jas. A. Meredith.....	52.10
<b>Total.....</b>	<b>\$ 462.93</b>
<b>68.—Appropriation to pay Salary of the Clerk of the Supreme Court:</b>	
W. B. Mathews, salary 12 months.....	\$ 1,500.00
<b>69.—Appropriation to pay Salary of Deputy Clerk of the Supreme Court:</b>	
R. A. Poffenbarger, salary 12 months.....	\$ 3,000.00
<b>70.—Appropriation to pay Salaries of Law Clerks and Stenographers for the Judges of the Supreme Court.</b>	
M. M. Bryan, salary 12 months.....	\$ 2,400.00
B. G. Eister, salary 12 months.....	2,400.00
Lawrence Lynch, salary 2 months.....	400.00
R. F. Moist, salary 10 months.....	2,000.00
D. T. Robinson, salary 12 months.....	2,400.00
A. G. Stone, salary 10 months.....	2,000.00
S. P. Richmond, salary 2 months.....	400.00
<b>Total.....</b>	<b>\$ 12,000.00</b>
<b>71.—Appropriation for Salary of Stenographer.</b>	
Ralph Wood, salary 11 months.....	\$ 1,650.00
Sam. C. Butler, salary 1 month.....	100.00
<b>Total.....</b>	<b>\$ 1,750.00</b>

<b>73.—Appropriation to pay Salary of Crier of the Supreme Court.</b>	
H. M. Scott.....	\$ 800.00
<b>73.—Appropriation to pay for Printing and Binding Supreme Court Reports.</b>	
Tribune Printing Co., 1500 copies No. 85.....	\$ 3,291.20
1552 copies No. 86.....	2,982.00
1500 copies No. 87.....	3,335.77
1500 copies No. 89.....	3,349.13
Morgantown Printing Co., 1500 copies No. 84.....	2,225.97
Total.....	\$ 15,184.07
<b>74.—Appropriation to pay for Printing and Rebinding 9 Volumes of Supreme Court Reports Destroyed by Fire.</b>	
E. C. Higginbotham, salary 12 months.....	\$ 1,800.00
Jack Dawson, salary 12 months.....	1,800.00
Total Salaries.....	\$3,600.00
Kanawha Valley Publishing Co., 1000 copies No. 17	2,689.20
1000 copies No. 21	2,400.30
1000 copies No. 24	2,438.10
1000 copies No. 25	2,495.00
1000 copies No. 26	2,492.10
1000 copies No. 27	2,419.20
1000 copies No. 28	2,462.40
Tribune Printing Co., 1000 copies No. 19.....	2,451.60
1014 copies No. 23.....	2,459.76
Total.....	\$ 25,907.66
<b>75.—Appropriation to pay Expenses of Conducting Examination to Practice Law.</b>	
R. F. Moist, Asst. Sec'y., salary 1920-1921.....	\$ 400.00
G. P. Porter, Janitor Service.....	15.00
Cora Campbell, Janitress Service.....	2.50
Total Salaries.....	\$417.50
Postage.....	15.00
Office Supplies.....	9.40
File Cases and Index.....	45.00
Total Miscellaneous.....	\$69.40
J. W. Vandervort, Traveling Expense.....	69.14
J. W. Ewing, Traveling Expense.....	41.47
J. O. Henson, Traveling Expense.....	137.60
J. M. Saunders, Traveling Expense.....	54.22
Mimemographing Examination Questions.....	46.79
Total.....	\$ 836.12
<b>76.—Appropriation to pay Contingent and Current Expenses of the Supreme Court.</b>	
Postage.....	\$ 607.00
Telephone.....	123.50
Telegraph.....	24.73
Freight, Express and Drayage.....	13.89
Office Supplies and Stationery.....	90.70
Furniture and Carpets.....	314.96
Drinking Water and Bottle.....	52.40
Typewriters and Repairs.....	340.04
Books.....	34.90
Copyright Fees.....	4.00
Gas Stove and Fixtures.....	29.80
Awnings.....	153.17
Robe.....	60.00
Total.....	\$ 1,849.09

## Recapitulation:

Salary of Judges Supreme Court.....	\$	39,978.49
Mileage of Judges of Supreme Court.....		462.93
Salary of Clerk Supreme Court.....		1,500.00
Salary of Deputy Clerk.....		3,000.00
Salaries of Law Clerks, Supreme Court.....		12,000.00
Salary of Stenographer.....		1,750.00
Salary of Crier and Messenger Supreme Court.....		800.00
Printing and Binding Court Records.....		15,184.07
Reprinting and binding 9 Volumes Court Records destroyed by fire.....		25,907.66
Conducting Law Examinations.....		836.12
Current and Contingent Expenses.....		1,849.09

Grand Total—Supreme Court..... \$ 103,268.36

## CIRCUIT COURTS.

## 77.—Appropriation to pay Salaries of Judges of the Circuit Courts.

R. M. Addleman, salary 12 months.....	\$	5,500.00
R. D. Bailey, salary 12 months.....		5,000.00
Robt. Bland, salary 12 months.....		5,500.00
R. W. Dailey, salary 12 months.....		5,000.00
J. W. Eary, salary 12 months.....		5,500.00
Jake Fisher, salary 12 months.....		5,000.00
J. T. Graham, salary 12 months.....		5,500.00
J. H. Hatcher, salary 12 months.....		5,500.00
I. C. Herndon, salary 12 months.....		5,500.00
A. P. Hudson, salary 12 months.....		5,500.00
A. G. Hughes, salary 12 months.....		5,000.00
W. B. Kittle, salary 12 months.....		5,000.00
L. G. Lazelle, salary 12 months.....		5,000.00
H. Maxwell, salary 12 months.....		5,500.00
W. S. Meredith, salary 12 months.....		5,000.00
P. D. Morris, salary 12 months.....		5,500.00
W. E. McDougal, salary 12 months.....		5,000.00
W. H. O'Brien, salary 12 months.....		5,500.00
S. H. Sharp, salary 12 months.....		5,000.00
J. B. Somerville, salary 12 months.....		5,500.00
A. J. Valentine, salary 12 months.....		5,000.00
H. R. Waugh, salary 12 months.....		5,000.00
H. B. Woods, salary 12 months.....		5,000.00
J. M. Wood, salary 12 months.....		5,000.00

Total..... \$ 125,500.00

## 78.—Appropriation to Pay Mileage of Judges of the Circuit Courts.

R. M. Addleman.....	\$	14.00
R. D. Bailey.....		34.00
Robt. Bland.....		108.00
R. W. Dailey.....		78.40
J. W. Eary.....		76.60
Jake Fisher.....		79.00
J. T. Graham.....		105.00
J. H. Hatcher.....		88.10
I. C. Herndon.....		127.90
A. P. Hudson.....		30.00
A. G. Hughes.....		19.80
W. B. Kittle.....		38.80
H. Maxwell.....		31.00
P. D. Morris.....		132.00
W. E. McDougle.....		28.00
W. H. O'Brien.....		157.60

S. H. Sharp.....	42.20
A. J. Valentine.....	69.10
H. R. Waugh.....	37.60
H. B. Wood.....	43.20
J. M. Woods.....	115.40
Total.....	\$ 1,455.70
<b>79.—Appropriation to pay the Salaries of Special Judges of the Circuit Court</b>	
Berkeley County:	
F. W. Brown.....	\$ 75.00
Boone:	
F. P. Murphy.....	60.00
C. W. Lively.....	105.00
Braxton:	
F. L. Fox.....	5.00
J. E. Cutlip.....	10.00
W. F. Morrison, Jr.....	5.00
Alex Dulin.....	15.00
C. H. Bland.....	15.00
C. C. Hines.....	45.00
Calhoun:	
J. T. Waldo.....	5.00
Gilmer:	
G. B. Young.....	5.00
R. F. Kidd.....	45.00
J. J. Hendricks.....	20.00
A. L. Holt.....	30.00
M. B. Morris.....	15.00
Grant:	
C. N. Finnell.....	20.00
Greenbrier:	
Samuel Price.....	15.00
Jackson:	
S. P. Bell.....	5.00
K. K. Hyre.....	30.00
J. L. Wolfe.....	15.00
Kanawha:	
Henry S. Cato.....	120.00
W. G. Mathews.....	225.00
Logan:	
J. C. Hicks.....	5.00
L. P. Hager.....	60.00
Jno. Marcum.....	5.00
L. Marcum.....	5.00
E. L. Hoggsett.....	15.00
Mason:	
B. H. Blagg.....	30.00
Monongalia:	
J. A. Meredith.....	15.00
W. E. Glasscock.....	15.00
Mingo:	
Herbert Quisenbury.....	90.00
J. B. Stratton.....	135.00
McDowell:	
Geo. W. Howard.....	45.00
Nicholas:	
S. R. King.....	30.00
Pendleton:	
M. S. Hodges.....	15.00
Pleasants:	
J. C. Powell.....	10.00
Pocahontas:	
Andrew Price.....	15.00



<b>Raleigh:</b>		
A. P. Farley.....		80.00
<b>Ritchie:</b>		
R. S. Blair.....		30.00
S. O. Prunty.....		15.00
Thos. J. Davis.....		5.00
<b>Roane:</b>		
G. F. Cunningham.....		30.00
S. E. Boggess.....		30.00
<b>Summers:</b>		
W. H. Sawyers.....		20.00
<b>Upshur:</b>		
J. V. Hall.....		5.00
W. S. O'Brien.....		30.00
J. C. McWhorter.....		25.00
J. M. N. Downs.....		5.00
<b>Webster:</b>		
H. C. Thurmond.....		40.00
Wendell Hoover.....		15.00
<b>Wetzel:</b>		
J. W. McIntire.....		15.00
D. V. Lemon.....		30.00
T. M. McIntire.....		60.00
<b>Wood:</b>		
J. W. Vandervort.....		60.00
J. S. Wade.....		10.00
<b>Wyoming:</b>		
F. C. Cook.....		65.00
M. P. Howard.....		95.00
W. C. Senter.....		10.00
E. S. Worrell.....		40.00
Cal. Childers.....		15.00
<b>Total.....</b>	<b>\$</b>	<b>2,105.00</b>
<b>Recapitulation:</b>		
Salary of Judges Circuit Courts.....	<b>\$</b>	125,500.00
Mileage of Judges Circuit Courts.....		1,455.70
Salary of Special Judges Circuit Courts.....		2,105.00
<b>Grand Total—Circuit Courts.....</b>	<b>\$</b>	<b>129,060.70</b>

**STATE LAW LIBRARY.**

<b>80.—Appropriation to pay the Salary of the State Librarian, Charleston.</b>		
J. A. Jackson, salary 12 months.....	<b>\$</b>	3,000.00
<b>81.—Appropriation to pay Contingent and Current Expenses and Clerk Hire in the Office of State Librarian.</b>		
Albert Wright, salary 12 months.....	<b>\$</b>	1,550.00
Postage.....		104.50
Telephone.....		80.97
Office Supplies.....		17.69
Desk and File Cases.....		227.40
Freight, Express and Drayage.....		23.18
Typewriter and Repairs.....		59.10
Drinking Water.....		45.00
Subscriptions to Papers.....		6.60
Copyright Fees.....		3.00
Electric Supplies.....		99.53
Awnings.....		143.45
<b>Total.....</b>	<b>\$</b>	<b>2,360.42</b>

**32.—Appropriation to pay for Books and Binding, State Law Library, Charleston.**

American Law Book Co.....	\$	53.50
W. H. Anderson Co.....		172.00
Bancroft-Whitney Co.....		42.50
Bender B. Mathew.....		45.00
Bobbs Merrill Co.....		468.50
Boston University Law Review.....		4.00
Classic Publishing Co.....		3.00
Chipman Law Book Co.....		6.90
Callaghan Co.....		111.55
Canad Law Book Co.....		119.50
Caswell Co.....		146.65
Central Book Co.....		4.40
Central Law Journal Co.....		10.00
Columbia Law Review.....		9.00
Cross Trance Co.....		16.00
Commerce Ch. House.....		10.00
J. R. Clemenger.....		10.00
Dodd Mead Co.....		13.50
T. H. Flood Co.....		4.50
Jno. K. Goodhue.....		72.15
Haring and Haring.....		5.00
C. C. Heines Co.....		24.00
Harvard Law Review.....		9.00
Journal American Crime Law.....		3.00
Law Reporter Printers Co.....		5.00
Lawyers Co-operative Pub. Co.....		54.00
Little Brown Co.....		56.70
Lawyers and Bankers Co.....		4.00
H. C. Lindsey.....		2.25
Michie Co.....		7.50
Mutual Printing Co.....		21.00
N. A. Pheister Co.....		97.25
L. D. Powell Co.....		6.00
E. R. Robinson.....		15.00
Rand and McNally.....		30.00
Review Publishing Co.....		10.00
The Frank Shepherd Co.....		30.00
Secretary of Virginia Commonwealth.....		26.50
Thomas Law Book Co.....		5.00
Ed. Thompson Co.....		95.50
University of Law Review.....		2.50
Virginia Law Review Association.....		10.50
West Publishing Co.....		639.58
H. W. Wilson.....		7.00
Jno. C. Winston Co.....		1.75
Yale Law Journal.....		4.50
Yale Review.....		4.00
Total.....	\$	2,499.18
Recapitulation:		
Salary of Librarian.....	\$	3,000.00
Books and Binding.....		2,360.42
Contingent and Current Expenses.....		2,499.18
Total.....	\$	7,859.60

## CRIMINAL CHARGES.

## 83.—Appropriation for Payment to Various Persons in the Following Counties for Criminal Charges.

<b>Barbour:</b>			
Witness Fees in Court.....	\$	127.60	
Juror Fees.....		290.50	
Interpreter.....		25.00	
Transportation of Prisoners.....		268.17	\$ 711.27
<b>Berkeley:</b>			
Witness Fees in Court.....		1,371.90	
Juror Fees.....		629.00	
Stenographer Hattie Adams.....		20.00	
Stenographer Catherine Watson.....		60.00	
Transportation of Prisoners.....		400.45	2,481.35
<b>Boone:</b>			
Witness Fees in Court.....		246.15	
Juror Fees.....		160.50	
Clerk Supreme Court.....		36.90	
Transportation of Prisoners.....		221.23	664.78
<b>Braxton:</b>			
Witness Fees in Court.....		822.30	
Juror Fees.....		666.00	
Stenographer A. B. Moore.....		60.00	
Stenographer R. F. Brewer.....		132.50	
Transportation of Prisoners.....		72.74	1,753.54
<b>Brooke:</b>			
Witness Fees in Court.....		51.40	
Juror Fees.....		90.00	
Stenographer Louis Walters.....		74.76	
Transportation of Prisoners.....		3.85	220.01
<b>Cabell:</b>			
Witness Fees in Court.....		323.40	
Witness Fees in J. P. Court.....		32.30	
Juror Fees.....		362.50	
Stenographer Austin M. Sikes.....		480.00	
Transportation of Prisoners.....		913.19	2,111.39
<b>Calhoun:</b>			
Witness Fees in Court.....		56.40	
Stenographer Minnie Ball.....		70.00	126.40
<b>Clay:</b>			
Witness Fees in Court.....		275.00	
Stenographer R. E. Sherwood.....		142.50	
Transportation of Prisoners.....		79.15	496.65
<b>Doddridge:</b>			
Witness Fees in Court.....		485.40	
Juror Fees.....		406.10	
Stenographer Marion C. Greer.....		40.00	
Stenographer A. B. Moore.....		135.00	
Transportation of Prisoners.....		38.72	1,105.22
<b>Fayette:</b>			
Witness Fees in Court.....		1,657.80	
Witness Fees in J. P. Court.....		12.00	
Juror Fees.....		827.00	
Stenographer Price and Keller.....		260.00	
Transportation of Prisoners.....		430.30	3,187.10
<b>Gilmer:</b>			
Witness Fees in Court.....		26.80	
Juror Fees.....		30.00	
Stenographer S. P. Richmond.....		30.00	86.80
<b>Grant:</b>			
Witness Fees in Court.....		60.00	
Juror Fees.....		30.00	90.00

<b>Greenbrier:</b>		
Witness Fees in Court.....	5,132.20	
Juror Fees.....	1,585.00	
Stenographer Ben. D. Keller.....	150.00	
Stenographer J. B. Staley.....	135.00	
Clerk of Supreme Court.....	42.75	
Transportation of Prisoners.....	90.22	7,135.17
<b>Hancock:</b>		
Witness Fees in Court.....	6.40	
Juror Fees.....	195.00	
Transportation of Prisoners.....	22.86	224.26
<b>Harrison:</b>		
Witness Fees in Court.....	927.30	
Juror Fees.....	1,654.00	
Stenographer O. L. Haught.....	405.00	
Interpreter.....	15.00	
Transportation of Prisoners.....	344.58	3,345.88
<b>Jackson:</b>		
Witness Fees in Court.....	115.60	
Juror Fees.....	122.50	
Stenographer Carrie L. Hood.....	40.00	
Stenographer Minnie Ball.....	20.00	
Special Officer.....	5.00	303.10
<b>Jefferson:</b>		
Transportation of Prisoners.....	88.46	88.46
<b>Kanawha:</b>		
Witness Fees in Court.....	4,937.60	
Witness Fees in J. P. Court.....	94.20	
Juror Fees.....	3,365.00	
Stenographer R. E. Sherwood.....	892.00	
Clerk of Supreme Court.....	509.55	
Special Officer.....	40.08	
Transportation of Prisoners.....	1,488.39	11,326.82
<b>Lewis:</b>		
Witness Fees in Court.....	76.00	
Juror Fees.....	60.50	
Stenographer Estelle Lively.....	20.00	
Stenographer O. L. Haught.....	36.81	
Transportation of Prisoners.....	17.91	211.22
<b>Lincoln:</b>		
Witness Fees in Court.....	420.50	
Juror Fees.....	238.00	
Stenographer Austin M. Sikes.....	240.00	
Transportation of Prisoners.....	288.87	1,187.37
<b>Logan:</b>		
Witness Fees in Court.....	1,544.30	
Juror Fees.....	8.50	
Stenographer Nora M. Perrant.....	60.00	
Stenographer Herman M. Pugh.....	210.00	
Stenographer A. B. Moore.....	15.00	
Clerk of Supreme Court.....	135.90	
Transportation of Prisoners.....	416.46	2,390.16
<b>Marion:</b>		
Witness Fees in Court.....	332.10	
Witness Fees in J. P. Court.....	4.70	
Stenographer David A. Ritchie.....	10.00	
Stenographer Lawrence Holbert.....	90.00	
Interpreter.....	150.00	
Transportation of Prisoners.....	376.92	963.72
<b>Marshall:</b>		
Witness Fees in Court.....	111.60	
Juror Fees.....	270.00	
Stenographer Ida M. Barr.....	45.00	
Stenographer Louis Walters.....	10.00	436.60

<b>Mason:</b>		
Witness Fees in Court.....	1,265.45	
Witness Fees in J. P. Court.....	27.60	
Juror Fees.....	528.00	
Stenographer Minnie Ball.....	40.00	
Stenographer E. C. Winger.....	30.00	
Stenographer Chas. V. Price.....	85.00	
Clerk of Supreme Court.....	93.75	2,069.80
<b>Mercer:</b>		
Witness Fees in Court.....	1,365.00	
Witness Fees in J. P. Court.....	11.20	
Juror Fees.....	882.00	
Stenographer R. E. Sherwood.....	425.00	
Stenographer J. C. Haines.....	425.00	
Transportation of Prisoners.....	302.96	3,411.16
<b>Mineral:</b>		
Witness Fees in Court.....	219.60	
Juror Fees.....	90.00	
Stenographer Frank Gilmore.....	30.00	
Clerk of Supreme Court.....	217.80	
Transportation of Prisoners.....	69.30	626.70
<b>Mingo:</b>		
Witness Fees in Court.....	2,313.22	
Witness Fees in J. P. Court.....	52.80	
Juror Fees.....	2,540.80	
Stenographer Bert Shumate.....	1,240.00	
Clerk of Supreme Court.....	27.00	
Jail Physician.....	100.00	
Transportation of Prisoners.....	401.99	6,675.81
<b>Monongalia:</b>		
Witness Fees in Court.....	38.40	
Juror Fees.....	272.00	
Transportation of Prisoners.....	64.65	375.05
<b>Monroe:</b>		
Witness Fees in Court.....	155.20	155.20
<b>Morgan:</b>		
Witness Fees in Court.....	88.10	
Juror Fees.....	36.00	124.10
<b>McDowell:</b>		
Witness Fees in Court.....	14.00	
Stenographer Lee Pendleton.....	665.00	
Stenographer Nina R. Hooker.....	270.00	
Transportation of Prisoners.....	682.65	1,631.65
<b>Nicholas:</b>		
Witness Fees in Court.....	523.40	
Stenographer Chas. V. Price.....	30.00	
Stenographer S. P. Richmond.....	75.00	
Special Officer.....	27.60	
Transportation of Prisoners.....	142.91	798.91
<b>Ohio:</b>		
Witness Fees in Court.....	77.60	
Juror Fees.....	345.00	
Transportation of Prisoners.....	349.55	772.15
<b>Pendleton:</b>		
Witness Fees in Court.....	32.60	
Juror Fees.....	42.00	74.60
<b>Pocahontas:</b>		
Witness Fees in Court.....	1,746.10	
Witness Fees in J. P. Court.....	143.07	
Juror Fees.....	663.00	
Stenographer Mary McClintock.....	10.00	
Stenographer A. B. Moore.....	135.00	
Stenographer J. B. Staley.....	85.00	

Interpreter .....	102.92	
Transportation of Prisoners .....	180.29	3,065.38
<b>Preston:</b>		
Witness Fees in Court .....	1,181.00	
Juror Fees .....	480.00	
Stenographer Efa Duvall .....	255.00	
Interpreter .....	5.00	
Transportation of Prisoners .....	110.24	2,031.24
<b>Putnam:</b>		
Witness Fees in Court .....	539.20	
Juror Fees .....	415.50	
Stenographer Austin M. Sikes .....	210.00	1,164.70
<b>Raleigh:</b>		
Witness Fees in Court .....	4,474.25	
Witness Fees in J. P. Court .....	3.90	
Juror Fees .....	2,720.00	
Stenographer Leah Toney .....	170.00	
Stenographer Price and Keller .....	435.00	
Clerk of Supreme Court .....	93.60	
Interpreter .....	25.00	
Special Officers .....	212.65	
Transportation of Prisoners .....	166.90	8,301.30
<b>Randolph:</b>		
Witness Fees in Court .....	593.50	
Juror Fees .....	180.00	
Stenographer Chas. V. Price .....	60.00	
Stenographer S. P. Richmond .....	119.25	
Transportation of Prisoners .....	50.59	1,003.34
<b>Ritchie:</b>		
Witness Fees in Court .....	249.21	
Juror Fees .....	251.00	
Stenographer M. C. Greer .....	60.00	
Transportation of Prisoners .....	77.04	637.25
<b>Roane:</b>		
Witness Fees in Court .....	185.90	
Juror Fees .....	61.00	
Stenographer Minnie Ball .....	80.00	
Transportation of Prisoners .....	6.66	333.56
<b>Summers:</b>		
Witness Fees in Court .....	548.80	
Juror Fees .....	336.00	
Stenographer Leah Toney .....	50.00	
Clerk of Supreme Court .....	54.90	
Jail Physician .....	18.00	
Transportation of Prisoners .....	146.24	1,153.94
<b>Taylor:</b>		
Witness Fees in Court .....	338.10	
Juror Fees .....	224.00	
Transportation of Prisoners .....	37.68	599.78
<b>Tucker:</b>		
Witness Fees in Court .....	412.80	
Juror Fees .....	750.00	
Interpreter .....	182.00	
Transportation of Prisoners .....	96.92	1,441.72
<b>Tyler:</b>		
Witness Fees in Court .....	7.00	7.00
<b>Upshur:</b>		
Witness Fees in Court .....	237.20	
Juror Fees .....	420.00	
Stenographer S. P. Richmond .....	134.40	
Stenographer A. B. Moore .....	60.00	
Transportation of Prisoners .....	54.58	906.18

<b>Wayne:</b>		
Witness Fees in Court.....	611.70	
Juror Fees.....	404.30	
Stenographer Herman N. Pugh.....	150.00	1,166.00
<b>Webster:</b>		
Witness Fees in Court.....	37.00	
Juror Fees.....	168.00	
Stenographer Ben D. Keller.....	45.00	250.00
<b>Wetzel:</b>		
Witness Fees in Court.....	74.70	
Stenographer Ada M. Barr.....	140.00	
Special Officer.....	20.44	235.14
<b>Wirt:</b>		
Witness Fees in Court.....	25.00	25.00
<b>Wood:</b>		
Witness Fees in Court.....	621.80	
Juror Fees.....	887.50	
Stenographer F. H. Mayne.....	60.00	
Clerk of Supreme Court.....	70.20	
Transportation of Prisoners.....	147.32	1,786.82
<b>Wyoming:</b>		
Witness Fees in Court.....	1,612.50	
Juror Fees.....	993.40	
Stenographer Bert Shumate.....	310.00	
Transportation of Prisoners.....	613.35	3,529.25
<b>Total.....</b>	<b>\$</b>	<b>8,500.00</b>
<b>Recapitulation:</b>		
Witness Fees in Court.....	\$	38,696.08
Witness Fees in J. P. Court.....		381.77
Juror Fees.....		24,679.60
Stenographers' Fees.....		9,767.22
Paid Interpreters.....		504.92
Clerk of Supreme Court Costs Printing Records.....		1,282.35
Special Officers.....		305.77
Jail Physicians.....		118.00
Transportation of Prisoners.....		9,264.29
<b>Total.....</b>	<b>\$</b>	<b>85,000.00</b>

## OFFICE OF STATE TAX COMMISSIONER.

<b>84.—Appropriation to pay Salary of the State Tax Commissioner.</b>		
W. S. Hallanan, salary 12 months.....	\$	6,000.00
<b>85.—Appropriation to pay the Expenses of the State Tax Commissioner's Office.</b>		
T. L. Burdette, salary 12 months.....	\$	3,425.00
R. L. Blessing, salary 12 months.....		1,780.00
J. H. Goshorn, salary 4 months.....		550.00
Frank Hickman, salary 12 months.....		2,345.00
David Gutter, salary 4 + months.....		630.00
Mary King, salary 12 months.....		1,860.00
Uriel McCoy, salary 12 months.....		3,000.00
Margeurite Minotti, salary 12 months.....		1,745.00
S. E. Nease, salary 12 months.....		2,400.00
H. E. Nease, part salary 12 months.....		600.00
Frank J. Owens, part salary 3 months.....		150.00
Margaret Rea, salary 6 + months.....		928.66
J. T. Simms, part salary 12 months.....		3,996.00
Vera Stapleton, salary 12 months.....		1,760.00
Geo. Saunders, salary 12 months.....		1,380.00
J. G. Mayfield, salary 1 month.....		250.00
Jessica P. Lehman, salary 1 month.....		500.00

Mark C. Kyle, salary 1 month.....	300.00
Alice B. Neale, salary 1 month.....	125.00
R. F. Brewer, services.....	72.00
Jack Graley, services.....	50.00
Ben Williams, services.....	25.00
S. J. Christian, services.....	200.00
Total Salaries and Services.....	\$ 28,071.66
Postage.....	1,176.00
Telephone.....	727.08
Telegraph.....	213.88
Freight, Express and Drayage.....	18.90
Office Supplies and Stationery.....	107.54
Office Furniture and Fixtures.....	279.25
Typewriters and Repairs to Machines.....	244.43
Towel Service.....	37.50
Drinking Water.....	127.55
Books.....	341.00
Subscriptions to Papers.....	30.50
Newspaper Clippings.....	40.00
Premium on Official Bond.....	12.50
Helen H. Phillips, Transcripts.....	13.50
C. B. Wells, Costs and Transcripts.....	26.65
W. L. Price, Costs and Transcripts.....	14.45
Price and Keller, Reporting and Transcribing, in case, Hallanan vs. Jividen.....	272.89
J. W. Anderson, Costs in case, State vs. Henson.....	39.60
National Tax Association, Dues.....	5.00
W. A. Foster, Packing Assessor's Supplies.....	75.50
David Dick and Son, Labor and Material.....	103.47
Total Miscellaneous.....	\$ 3,907.19
W. S. Hallanan, Transportation.....	369.67
Hotel and Meals.....	260.11
Telephone and Telegraph.....	5.45
J. T. Simms, Transportation.....	158.93
Hotel and Meals.....	118.55
Telephone and Telegraph.....	2.29
Uriel McCoy, Transportation.....	11.16
Hotel and Meals.....	6.50
J. B. Morrison, Transportation.....	30.33
Hotel and Meals.....	30.90
T. L. Burdette, Transportation.....	26.02
Hotel and Meals.....	5.65
Taxi.....	.50
E. E. Adkins, Transportation.....	10.91
Hotel and Meals.....	18.00
H. E. Nease, Transportation.....	27.52
Hotel and Meals.....	4.75
Ben Wilhams, Transportation.....	2.50
Hotel and Meals.....	3.50
Total Traveling Expense.....	\$ 1,093.24
Total.....	\$ 33,072.09
Less amount refunded to Appropriation.....	30.75
Net Total.....	\$ 33,041.34

Note—The above traveling expense of W. S. Hallanan was incurred as follows:

Aug. 9-11, 1921, Clarksburg.....	\$ 32.72
Sept. 18, 1921, Britton Woods, N. H.....	209.53
Nov. 1-5, 1921, New York.....	96.11
Nov. 20-22, 1921, Clarksburg.....	29.95
Jan. 13, 1922, Welch.....	30.19
Feb. 2-4, 1922, Parkersburg and Martinsburg.....	51.04



Feb. 11-20, 1922, Huntington and Pt. Pleasant.....	30.25
Feb. 24-25, 1922, Huntington.....	25.01
March 21-22, 1922, Huntington.....	14.16
March 23, 1922, Huntington.....	7.41
March 26-28, 1921, Clarksburg.....	34.48
May 12-13, 1922, Huntington.....	13.66
May 5-7, 1922, Cleveland, Ohio.....	60.72
Total.....	\$ 635.23
<b>86.—Appropriation to pay Salary of Chief Accountant.</b>	
E. A. Dover, salary 12 months.....	\$ 6,000.00
<b>87.—Appropriation to pay the Expenses of Uniform System of Accounting.</b>	
Mark C. Kyle, Services.....	\$ 36.00
Transportation and Expense.....	100.34
W. W. Lemley, Services.....	432.00
Transportation.....	1.50
Russell R. Bell, Services.....	612.00
Transportation.....	30.78
Hunter Graham, Services.....	360.00
Transportation and Expense.....	194.00
W. B. Calder, Services.....	60.00
Transportation and Expense.....	50.31
Julius Scherr, Services.....	120.00
Transportation.....	40.86
Rachel Epner, salary 12 months.....	1,485.00
Dorothy Gartner, salary 2 + months.....	330.00
H. R. Wears, Services.....	126.00
S. B. Avis, Legal Services, Putnam County Case....	500.00
R. E. Sherwood, Transcript Mason County Case....	453.52
O. W. Mathews, Typewriting Audits.....	627.40
A. H. Dangerfield, Typewriting Audits.....	404.50
Frank P. Swan, Field Note Cases.....	60.00
Steel File Cases.....	165.50
J. L. Javins, Mailing Reports.....	12.00
Tribune Printing Co., Binders.....	11.95
Postage.....	200.00
Telephone Tolls.....	69.55
Office Supplies.....	10.00
Freight and Drayage.....	3.05
Adding Machine and Typewriter Repairs.....	13.25
Cochrane Studio, Photo of Records, Putnam County Case.....	15.00
J. T. Simms, Traveling Expense.....	56.67
B. C. Talley, Traveling Expense.....	15.60
Total.....	\$ 6,596.78
Plus the following amount which is included in classification of Chief Inspector of Public Office.....	984.27
Total.....	\$ 7,581.05
<b>88.—Appropriation to pay for Auditing State Departments.</b>	
C. A. Wood, salary 12 months.....	\$ 3,000.00
H. C. Paxton, salary 12 months.....	2,400.00
W. E. Whiteman, salary 12 months.....	2,400.00
W. E. McKnight, salary 12 months.....	2,400.00
Postage.....	100.00
Total.....	\$ 10,300.00

89.—*Appropriation to pay Salaries of Assistants, Clerks, Stenographers, Field Agents, Equipment and Traveling Expenses, for the Enforcement of Senate Bill 265—Gross Sales Law.*

W. H. Brand, salary 12 months.....	\$	2,400.00
W. S. Buxton, salary 12 months.....		2,400.00
Beryl Cain, salary 11 months.....		1,300.00
N. E. Cummings, salary 12 months.....		2,330.00
W. R. Pool, salary 9 months.....		1,800.00
W. B. Calder, salary 11 + months.....		2,825.00
F. W. Edele, salary 12 months.....		2,295.00
Mary Gleason, salary 9 months.....		1,145.00
V. F. Frizzel, salary 2 + months.....		329.25
E. G. Hardt, salary 2 months.....		220.00
H. N. Hutchinson, salary 12 months.....		4,800.00
G. W. Hanna, salary 12 + months.....		2,162.66
Mattie Redmond, salary 7 + month.....		1,033.33
Virginia Laidley, salary 12 months.....		1,760.00
Ernest Mariani, salary 2 months.....		250.00
F. R. Morris, salary 11 + months.....		1,305.00
W. R. Pierson, salary 3 months.....		450.00
F. L. Perry, salary 11 + months.....		1,975.00
Virginia Trevillian, salary 1 + month.....		106.66
M. E. Smoot, salary 10 + months.....		1,357.50
Maud Shears, salary 11 + months.....		1,286.66
R. B. Woodyard, salary 8 months.....		1,305.00
G. M. McVey, salary 1 + month.....		175.00
P. J. Morrison, salary 8 months.....		1,040.00
J. T. Pauley, salary 7 months.....		1,090.00
Frank Hall, salary 4 + months.....		755.71
Roy Epner, salary 4 + months.....		539.00
N. S. Foster, salary 3 + months.....		570.00
L. D. Bailey, salary 2 + months.....		466.66
N. J. Freudenberger, salary 2 + months.....		375.00
J. S. Conley, services.....		60.00
Cleona Hamilton, services.....		19.50
Olga Hall, services.....		22.50
Jno. Amos, services.....		10.00
Total Salaries and Services.....	\$39,989.43	
W. H. Brand, Transportation.....		194.21
Hotel and Meals.....		501.85
Telephone and Telegraph.....		8.01
W. S. Buxton, Transportation.....		114.80
Hotel and Meals.....		38.80
Telephone and Telegraph.....		5.46
Postage.....		.58
Advertising.....		40.10
N. E. Cummings, Transportation.....		43.04
Hotel and Meals.....		116.30
Telephone.....		.45
Postage.....		.75
Advertising.....		13.44
W. R. Pool, Transportation.....		134.31
Hotel and Meals.....		409.15
Telephone and Telegraph.....		2.63
Postage.....		.75
Notary.....		.50
Taxi.....		15.15
Baggage.....		.45
W. B. Calder, Transportation.....		9.32
Hotel and Meals.....		26.99
F. W. Edele, Transportation.....		32.96
Hotel and Meals.....		59.85
Telephone and Telegraph.....		5.20

Postage .....	30
Taxi .....	.50
H. N. Hutchinson, Transportation .....	20.92
Hotel and Meals .....	29.65
Telegraph .....	1.20
Cash advanced for Janitor Service .....	11.25
John Amos, services .....	10.00
G. W. Hanna, Transportation .....	41.17
Hotel and Meals .....	78.85
Taxi .....	2.00
W. R. Pierson, Transportation .....	12.28
Hotel and Meals .....	17.30
F. L. Perry, Transportation .....	37.36
Hotel and Meals .....	89.30
Telephone .....	2.29
R. B. Woodyard, Transportation .....	18.69
Hotel and Meals .....	102.25
J. T. Pauley, Transportation .....	73.59
Hotel and Meals .....	171.27
Telephone .....	3.00
Index .....	.70
Frank B. Hall, Transportation .....	79.12
Hotel and Meals .....	204.40
Telegraph .....	1.61
Taxi .....	2.50
Map .....	.25
N. S. Foster, Transportation .....	49.34
Hotel and Meals .....	114.45
L. D. Bailey, Transportation .....	38.52
Hotel and Meals .....	66.12
Map and Index .....	.80
N. J. Freudenberger, Transportation .....	60.47
Hotel and Meals .....	151.15
Total Traveling Expense .....	\$3,267.65
Postage .....	2,992.00
Telephone .....	6.65
Telegraph .....	115.79
Freight, Express and Drayage .....	133.46
Office Supplies and Stationery .....	550.05
Office Furniture and Fixtures .....	358.25
Drinking Water .....	88.35
Typewriters and Repairs .....	589.25
Adding Machines and Supplies .....	590.25
Addressograph and Supplies .....	2,320.01
Multigraph Supplies .....	137.40
Mimeograph Machine .....	250.00
Dictating Machine and Supplies .....	932.04
Letter Sealer and Opener .....	325.00
Library Bureau Filing and other Equipment .....	3,903.82
Bradstreet Service .....	75.00
Prentice-Hall, Inc., Federal Tax Service .....	45.00
Electric Work and Supplies .....	29.86
David Dick and Son, Labor and Material .....	18.80
Janitor Service, Masonic Temple .....	11.25
Total Miscellaneous .....	\$13,480.73
Total .....	\$ 56,737.81
Less amount refunded to Appropriation .....	17.00
Net Total .....	\$ 56,720.81

90.—Appropriation to pay all Expenses relative to securing a proper assessment of property, carrying out the provisions of Senate Bill 225.

W. B. Barnett, salary 12 months.....	\$	2,499.96
J. P. Hardy, salary 12 months.....		2,260.00
J. B. Haught, salary 3 months.....		525.00
W. B. Honaker, salary 5 months.....		1,125.00
W. R. Pierson, salary 2 months.....		300.00
Lenora Rippeth, salary 3 + months.....		319.00
J. T. Simms, part salary 12 months.....		999.96
E. A. Yost, salary 10 + months.....		2,117.86
W. H. Thomas, salary 5 months.....		1,250.00
Edith Duncan, salary 3 + months.....		380.00
G. C. Beneke, services.....		250.00
H. E. Nease, services.....		150.00
Clark and Krebs, per diem.....		3,703.00
Total Salaries, Services and Per Diem	\$15,879.78	
W. B. Barnett, Transportation.....		612.04
Hotel and Meals.....		1,248.20
Telephon.....		5.65
Taxi and Auto Hire.....		78.65
J. P. Hardy, Transportation.....		630.57
Hotel and Meals.....		769.19
Telephone and Telegraph.....		14.23
Taxi.....		.70
Stenographer.....		1.50
Porter.....		1.00
J. B. Haught, Transportation.....		29.95
Hotel and Meals.....		44.30
Telephone and Telegraph.....		2.56
W. B. Honaker, Transportation.....		321.08
Hotel and Meals.....		395.40
Telephone and Telegraph.....		4.60
J. T. Simms, Transportation.....		170.19
Hotel and Meals.....		124.50
Telephone.....		1.80
E. A. Yost, Transportation.....		436.24
Hotel and Meals.....		686.98
Telephone and Telegraph.....		3.45
W. H. Thomas, Transportation.....		239.77
Hotel and Meals.....		68.00
Uriel McCoy, Transportation.....		9.68
Hotel and Meals.....		4.00
J. H. Goshorn, Transportation.....		54.40
Hotel and Meals.....		20.90
Taxi.....		12.70
Clark and Krebs, Traveling Expense.....		360.33
Total Traveling Expense.....	\$6,352.56	
Postage.....		200.00
Telephone.....		94.25
Desk Signs.....		22.50
S. S. Moore Co., Furniture.....		456.00
T. W. V. O'Reilly, Transcripts.....		36.00
Costs in Parkersburg Masonic Temple Case.....		56.35
John Javins, Wrapping and Tying Assessors Supplies.....		75.00

Total..... \$ 23,172.44

Recapitulation:

Salary of State Tax Commissioner.....	\$	6,000.00
Expense of State Tax Commissioner's Office.....		33,041.34
Salary of Chief Accountant.....		6,000.00
Expense of Uniform System Accounting.....		7,581.05

Expense of Auditing State Departments.....	10,300.00
Expense Business-Profession Tax Collection S. B. No. 265.....	56,720.81
Expense Tax Assessment S. B. No. 225.....	23,172.44
<b>Grand Total—Tax Commissioner's Office.....</b>	<b>\$ 142,815.64</b>

## DEPARTMENT OF PROHIBITION.

<i>91.—Appropriation to pay Salary of State Commissioner of Prohibition.</i>	
W. G. Brown, salary 9 months.....	\$ 3,750.00
<i>91.—Appropriation to pay Expense of Office of Commissioner of Prohibition.</i>	
F. J. Owens, salary 12 months.....	\$ 2,750.00
Mabel Workman, salary 6 months.....	600.00
F. M. Adkins, salary 4 + months.....	629.90
Expense Account.....	460.19
L. M. Adkins, salary 4 months.....	615.00
Expense Account.....	699.57
G. B. Adkins, salary 4 + months.....	522.53
Expense Account.....	535.38
L. V. Adkins, salary 10 + months.....	1,013.85
Expense Account.....	861.28
J. W. Bee, salary 10 months.....	1,925.00
Expense Account.....	1,263.72
W. D. Brown, salary 10 + months.....	1,750.00
Expense Account.....	1,698.12
B. F. Beavers, salary 4 months.....	400.00
Expense Account.....	358.61
D. G. Ball, salary 6 + months.....	766.66
Expense Account.....	466.04
Robt. T. Colebank, salary 7 + months.....	689.91
Expense Account.....	265.35
Geo. Cosby, salary 11 + months.....	1,426.59
Expense Account.....	1,056.90
D. C. Collins, salary 5 + months.....	637.20
Expense Account.....	279.22
L. F. Canada, salary 2 months.....	200.00
Expense Account.....	22.60
Sam Fields, salary 3 + months.....	318.00
Expense Account.....	77.66
A. J. Graley, salary 1 + month.....	191.50
Expense Account.....	269.29
J. H. Goshorn, salary 4 months.....	700.00
J. P. Hallanan, salary 4 + months.....	793.24
Expense Account.....	517.31
G. C. Hite, salary 3 + months.....	425.00
Expense Account.....	112.05
C. R. Lilly, salary 2 months.....	200.00
Expense Account.....	264.90
J. B. Morrison, salary 9 months.....	2,137.50
Expense Account.....	144.99
W. R. Reed, salary 4 + months.....	520.82
Expense Account \$561.35, less refund \$5.35.....	556.00
T. E. Rutherford, salary 9 months.....	1,350.00
Expense Account.....	534.15
H. R. Stotler, salary 11 + months.....	2,164.09
Expense Account.....	1,504.26
Eli Watkins, salary 1 + month.....	195.00
Expense Account.....	45.43
J. F. Clayton, salary 6 months.....	700.00
Expense Account.....	275.40
D. E. Summers, salary 1 + month.....	150.00

Expense Account.....	110.43
Lloyd Adkins, salary 1 month.....	100.00
Expense Account.....	12.02
J. H. Cain, salary 1 month.....	150.00
Harry Fitzgerald, salary 1 month.....	125.00
Expense Account.....	105.91
Luther Hill, salary 1 month.....	100.00
Expense Account.....	7.67
F. B. Salmon, salary 1 month.....	100.00
Sam Davis, salary 1 month.....	100.00
R. H. Adkins, Per Diem.....	6.66
Expense Account.....	3.00
D. W. Cunningham, Per Diem.....	11.00
Expense Account.....	17.46
C. C. Crowder, Per Diem.....	54.15
Expense Account.....	151.89
H. T. Copen, Per Diem.....	125.72
Expense Account.....	165.93
Carl Berry, Per Diem.....	17.50
Expense Account.....	14.24
W. B. Gabbert, Per Diem.....	132.50
Expense Account.....	122.44
D. J. Green, Per Diem.....	3.33
Expense Account.....	4.93
D. W. High, Per Diem.....	3.33
Expense Account.....	1.97
W. B. Hughes, Per Diem.....	12.00
Expense Account.....	10.50
J. F. Mullen, Per Diem.....	54.00
Expense Account.....	48.00
E. C. Watson, Per Diem.....	290.00
Expense Account.....	243.05
J. A. McAlister, Per Diem.....	411.50
Expense Account.....	452.28
E. D. Pauley, Per Diem.....	26.64
Expense Account.....	18.00
N. T. Pauley, Per Diem.....	6.66
Expense Account.....	3.00
B. H. Raines, Per Diem.....	970.80
Expense Account.....	667.53
J. B. Lambert, Per Diem.....	207.00
Expense Account.....	374.17
C. E. Linkenhoker, Per Diem.....	140.00
Expense Account.....	93.70
Homer Stewart, Per Diem.....	5.00
Expense Account.....	3.00
J. T. Simms, Per Diem.....	74.00
Expense Account.....	49.75
T. C. Simmons, Per Diem.....	156.00
Expense Account.....	307.79
J. R. Slack, Per Diem.....	135.00
Expense Account.....	192.07
E. M. Smith, Per Diem.....	57.00
Expense Account.....	28.76
E. C. Watson, Per Diem.....	60.00
Expense Account.....	106.58
J. W. Thornton, Per Diem.....	275.00
Expense Account.....	53.65
A. Donaldson, Per Diem.....	29.97
Expense Account.....	43.97
R. L. Adkins, Per Diem.....	6.66
Expense Account.....	3.00
Isom Belcher, Per Diem.....	102.00

Expense Account.....	117.41
J. W. Miller, Per Diem.....	82.50
Expense Account.....	82.99
G. C. Kelley, Per Diem.....	17.50
Expense Account.....	42.99
J. L. Maddy, Per Diem.....	20.00
Expense Account.....	21.95
Geo. Adkins, Per Diem.....	17.50
Expense Account.....	17.75
A. R. Hagar, Per Diem.....	16.30
R. S. Hagar, Per Diem.....	9.00
Bert F. Phillips, Per Diem.....	375.00
Wilbur Burgess, Per Diem.....	3.33
A. L. Gibson, Per Diem.....	26.64
F. J. Gardner, Per Diem.....	26.64
A. F. Young, Per Diem.....	6.66
J. H. Baldwin, Per Diem.....	12.50
B. H. Caldwell, services with bloodhounds.....	134.00
W. G. Brown, Transportation.....	429.31
Hotel and Meals.....	134.80
W. F. Porter, Expense Account.....	37.99
B. F. Belcher, Expense Account.....	18.38
J. E. Fox, Expense Account.....	23.52
Jesse Rowe, Auto Hire.....	15.00
Joe Carter, Auto Hire.....	15.00
City Garage, Auto Hire.....	8.00
Franklin Taxi Co., Auto Hire.....	3.00
Jordan Taxi Co., Auto Hire.....	110.25
I exington Taxi Co., Auto Hire.....	100.25
Williams Motor Co., Auto Hire.....	172.12
National Taxi Cab Co., Auto Hire.....	140.61
Postage.....	256.00
Telephone.....	228.05
Telegraph.....	22.13
Freight, Express and Drayage.....	90.23
Office Supplies and Stationery.....	177.64
Furniture and Rugs.....	233.44
Repairs to Furniture and Typewriters.....	11.20
Towell Services.....	4.90
Mimeograph.....	253.50
Electric Supplies and Fans.....	118.16
Newspaper Clippings.....	40.00
Analysis of Drinks.....	99.73
Drinking Water.....	24.60
Lettering Doors.....	51.30
Premium on Official Bond.....	15.00
Copy of Indictment.....	5.50
Badges.....	85.00
F. J. Owens, Expense of Notary Commission.....	7.50
L. W. Stanard, Stenographic Services.....	10.00
Labor and Material, Carpenter Work.....	21.25
Medical Services.....	25.00
Abe Cassus, Office Rent.....	65.00
Frankenberger & Co., Office Rent.....	305.00
<b>Total.....</b>	<b>\$ 47,889.34</b>
<b>Recapitulation:</b>	
Salary of Commission of Prohibition.....	\$ 3,750.00
Expense of Department of Prohibition.....	47,889.34
<b>Total.....</b>	<b>\$ 51,639.34</b>

Note—The above traveling expense of W. G. Brown was incurred as follows:

Nov. 1.-29, 1921, Parkersburg, Cabin Creek, East Bank, Gauley Bridge, Summerville, Deepwater, Huntington, Clarksburg and Sutton.....	\$	56.56
Dec. 2-5, 1921, Huntington and Kenova.....		26.69
Dec. 6-10, 1921, Washington, D. C.....		48.99
Dec. 16-22, 1921, Hinton, Gauley Bridge, Summerville and Fayetteville.....		32.40
Jan. 1-10, 1922, Keyser, Clarksburg, Fairmont, Wheeling and Parkersburg.....		57.99
Jan. 24-Feb. 18, 1922, Ronceverte, Lewisburg, West Union, Clarksburg, Sutton and Wheeling.....		80.37
Feb. 19-26, 1922, Richwood, Burnsville, Summersville, Clarksburg and Sistersville.....		45.56
Mar. 6-20, 1922, Parkersburg, Sutton, Curtin Brocks Bridge, Summersville, Sutton and Huntington.....		50.34
Apr. 2-20, 1922, Huntington, Milton and Barboursville.....		22.22
Apr. 22-May 1, 1922, Wheeling, Wellsburg, Moundsville, Princeton and Athens.....		47.21
May 7-23, 1922, Wheeling, Wellsburg, Swiss, Summersville, Clarksburg, Fairmont, Parkersburg and Huntington.....		95.78
Total.....	\$	564.11

#### PUBLIC SERVICE COMMISSION.

93.—Appropriation to pay Salaries of the Public Service Commissioners.

E. D. Lewis, salary 12 months.....	\$	6,000.00
E. G. Rider, salary 12 months.....		6,000.00
G. R. C. Wiles, salary 10 months.....		5,000.00
J. J. Devine, salary 2 months.....		1,000.00

Total..... \$ 18,000.00

#### WORKMEN'S COMPENSATION DEPARTMENT.

94.—Appropriation to pay the Salary of the Workmen's Compensation Commissioner.

Lee Ott, salary 12 months.....	\$	6,000.00
--------------------------------	----	----------

#### ADJUTANT GENERAL.

95.—Appropriation to pay the Salary of the Adjutant General.

T. B. Davis, salary 1 + month.....	\$	520.00
John H. Charnock, salary 10 + months.....		3,080.00

Total..... \$ 3,600.00

96.—Appropriation to carry into effect Chapter 41, Acts of 1897, as amended for the support of the Militia.

T. C. Davis, salary 10 + months.....	\$	2,525.00
Ida Borstein, salary 8 months.....		1,000.00
Leora B. Cavendish, salary 4 months.....		500.00
E. P. Cochran, salary 8 + months.....		833.33
Lottie Harrison, Janitress.....		30.00
Bess Hall, Stenographer Services.....		133.00
C. H. East, Clerical Services.....		301.50
F. S. Ellison, labor.....		10.00
R. W. Hennesey, labor.....		72.00
J. C. Price, labor.....		72.00
George Chafin, labor.....		7.00
C. E. Hamilton, labor.....		12.00



R. D. Lipscomb, labor.....	10.50
W. H. Hardley, labor.....	20.00
E. R. May, labor.....	20.00
J. A. Arbaugh, labor.....	20.00
J. G. Henderson, labor.....	20.00
Frank Miller, labor.....	25.00
John W. Bruce, labor.....	20.00
A. E. Webb, Watchman Co. F.....	150.00
J. E. Linkous, Watchman How. Co.....	177.00
J. J. Ball, Watchman Co. A.....	75.00
Col. W. E. Eubank, per diem.....	66.66
Expenses.....	29.51
Capt. S. A. Palmer, per diem.....	6.66
Expenses.....	4.90
Lieut. H. E. McMorro, per diem.....	22.22
Expenses.....	3.50
C. L. Burdette, services.....	24.00
Expenses.....	4.90
Gen. J. H. Charnock, Transportation.....	160.19
Hotel and Meals.....	158.56
Phone.....	2.40
T. C. Davis, traveling expense.....	322.05
F. B. Shaw, traveling expense.....	125.53
W. W. Point, traveling expense.....	4.51
John T. Lamond, traveling expense.....	14.80
Hugh McGinnis, traveling expense.....	27.35
Roy Daubenspeck, traveling expense.....	9.16
Jefferson Hotel, Meals and Lodging.....	35.45
Pay of officers attending school.....	357.00
Travel and subsistence of officers.....	404.50
Expense 3 men of Co. B., Nitro Camp.....	5.10
Clothing and equipment allowance to officers.....	190.00
Repairs to property.....	53.40
Repairs to Armories.....	147.74
Supplies for Companies.....	51.85
Cleaning material for rifles.....	32.67
296 Steel Lockers (Laird Equip. Co.....	1,998.56
Labor and expense setting up lockers.....	222.75
Building gun racks.....	50.57
Gun and ammunition.....	23.00
Recruiting expense.....	37.23
Blackboard and supplies.....	6.10
Maps.....	11.40
Hardware.....	60.06
Cleaning and moving office.....	96.00
Heat, water and light.....	204.88
Examination of recruits.....	495.19
Premium on official bonds.....	322.50
C. & O. R. R. Co., Transportation.....	343.26
B. & O. R. R. Co., Transportation.....	110.29
N. & W. R. R. Co., Transportation.....	236.68
K. & M. R. R. Co., Transportation.....	20.63
Virginian R. R. Co., Transportation.....	18.40
Western Maryland R. R. Co., Transportation.....	31.23
Charleston Interurban R. R. Co., Transportation.....	4.50
Pullman Co., Transportation.....	36.00
<b>Rent of Armories and Store Rooms:</b>	
G. N. Biggs, Huntington.....	2,010.00
O. G. Stutler, St. Albans.....	500.00
Scottish Rite, Charleston.....	486.10
City of Williamson, Williamson.....	300.00
Chafin-McDonald, Logan.....	135.00
C. V. Cottle, Beckley.....	150.00

Mary A. Hansford, Parsons.....	45.00
L. B. Faulkhouser, Parsons.....	129.00
McNary and Johnson, Welch.....	66.66
Welch Armature Co., Welch.....	100.00
Welch Auto Co., Welch.....	30.00
New River Hotel, Mt. Hope.....	42.00
Postage.....	203.40
Telephone.....	384.75
Telegraph.....	40.29
Freight, Drayage and Express.....	957.40
Drinking Water.....	17.10
Office Furniture and Carpets.....	207.35
Office Supplies.....	130.28
Repairs to Typewriter.....	38.00
Water Cooler.....	21.66
Plumbing Supplies.....	23.40
Electric Supplies.....	58.62
Janitor Supplies.....	16.85
Books and publications.....	127.45
Subscription to papers.....	9.00
Red Cross Seals.....	10.00
Dues—Adjutant General's Association.....	25.00
Gas and Oil.....	15.13
Mimeographing.....	13.65
Advance allowance.....	500.00
Total—Militia General.....	\$19,420.26
For the Support of Law and Order:	
T. B. Davis, salary 7 + months.....	2,180.00
Agnes Martin, salary 1 month.....	125.00
Anna Walker, services.....	25.00
J. W. Hazleton, services.....	40.00
Ruth McClain, services.....	80.00
Bernice Chambers, services.....	113.00
Crit Hall, services.....	156.00
Fred H. Curry, services.....	90.00
W. E. Eubank, per diem.....	88.89
H. B. Cornwell, services.....	80.00
Traveling expenses.....	9.13
J. H. Charnock, Transportation.....	11.73
Hotel and Meals.....	50.45
C. A. Wood, traveling expenses.....	22.74
J. L. Chafin, assessor, enrolling Militia.....	62.00
Pay of Enrolled Militia (Mingo).....	11,869.36
Pay of National Guard (Mingo).....	13,509.72
Subsistence and quarters (Mingo).....	12,508.10
Meals for prisoners (Mingo).....	366.75
Cots for Williamson, Co. I.....	113.50
Blankets for Williamson, Co. I.....	116.10
Tables.....	14.25
Auto Supplies and Repairs.....	555.55
Tools.....	59.94
Barrack supplies.....	53.05
Cleaning material.....	15.20
Chevrons for Enrolled Militia.....	80.50
Ammunition.....	98.65
Towels.....	50.00
Office supplies and printing.....	42.00
Phone.....	16.55
Freight and hauling.....	129.72
Rent of typewriter.....	29.67
Maps.....	12.50
Medical Attendance.....	168.00
John Charnock, cleaning rifles.....	55.00

N. K. Hall, cleaning rifles.....	25.00
Glen Lilly, cleaning rifles.....	30.00
Pat McMurrall, cleaning rifles.....	10.00
Harry Morton, cleaning rifles.....	2.50
W. W. Workman, cleaning rifles.....	5.00
Telephone bills for U. S. Troops.....	616.17
Heat, Water and Light, U. S. Troops.....	98.83
Clearing Aviation Field for U. S. Troops.....	406.35
Marker for Landing Field, U. S. Troops.....	15.40
C. & O. R. R., Transportation.....	234.83
N. & W. R. R., Transportation.....	2,239.10
Taxi Service.....	64.00
Total Law and Order.....	\$46,745.23
<hr/>	
Total.....	\$ 66,165.49
Less amount paid from Emergency Fund, which is treated as a disbursement from said fund.....	46,736.48
<hr/>	
Net Total.....	\$ 19,429.01
97.— <i>Appropriation for the Purchase of Two Safes for World War Records.</i>	
Frank Swann Co., 2 Safes.....	\$ 987.50
Recapitulation:	
Salary of Adjutant General.....	\$ 3,600.00
Support of Militia.....	19,429.01
Purchase of Safes.....	987.50
<hr/>	
Grand Total.....	\$ 24,016.51

## DEPARTMENT OF MINES.

98.— <i>Appropriation to pay Salary of the Chief of the Department of Mines.</i>	
R. M. Lambie, salary 12 months.....	\$ 5,000.00
99.— <i>Appropriation to pay Salary of Chief Clerk in Department of Mines.</i>	
J. L. Heiser, salary 12 months.....	\$ 3,000.00
100.— <i>Appropriation to pay Salary of Assistant Clerk in Department of Mines.</i>	
Effie M. Lacy, salary 12 months.....	\$ 1,800.00
101.— <i>Appropriation to pay Salary of Three Stenographers in Department of Mines.</i>	
Blanche M. Smith, salary 12 months.....	\$ 1,353.34
Katherine C. Heatherman, salary 12 months.....	1,323.33
Ruth Skiles, salary 12 months.....	1,323.33
<hr/>	
Total.....	\$ 4,000.00
102.— <i>Appropriation to pay Salary of Sand and Limestone Inspector, Depart- ment of Mines.</i>	
S. A. Westenhaver, salary 1 month.....	\$ 200.00
J. D. McCune, salary 10 + months.....	2,100.00
<hr/>	
Total.....	\$ 2,300.00
103.— <i>Appropriation to pay Expenses of Sand and Limestone Inspector, Department of Mines.</i>	
S. A. Westenhaver, traveling expense.....	\$ 191.35
J. D. McCune, traveling expense.....	930.55
<hr/>	
Total.....	\$ 1,121.90

**104.—Appropriation to pay Salaries of Twenty-two Inspectors.**

S. E. Hawkshaw, salary 7 months.....	\$ 1,750.00
W. H. Sandridge, salary 12 months.....	3,000.00
E. L. Griffith, salary 12 months.....	3,000.00
James Golden, salary 7 months.....	1,750.00
W. B. Riggleman, salary 12 months.....	3,000.00
M. B. Coulter, salary 7 months.....	1,750.00
Eli J. Mason, salary 12 months.....	3,000.00
M. E. Quenon, salary 12 months.....	3,000.00
Zach Evans, salary 12 months.....	3,000.00
J. A. Porter, salary 12 months.....	3,000.00
L. B. Holliday, salary 7 months.....	1,750.00
A. P. Burdiss, salary 7 months.....	1,750.00
Robt. Lilly, salary 12 months.....	3,000.00
V. E. Sullivan, salary 12 months.....	3,000.00
Thos. Stockdale, salary 12 months.....	3,000.00
Pete McLinden, salary 7 months.....	1,750.00
J.-W. P. St. Clair, salary 7 months.....	1,750.00
W. D. Lee, salary 12 months.....	3,000.00
J. F. White, salary 12 months.....	3,000.00
Jno. E. Hamilton, salary 10 + months.....	2,625.00
Harry Fryer, salary 10 + months.....	2,625.00
Wm. Gantz, salary 10 + months.....	2,625.00
Wm. Moore, salary 5 + months.....	1,375.00
C. W. Stuart, salary 5 months.....	1,250.00
A. E. Lafferty, salary 5 months.....	1,250.00
Thomas Jarrett, salary 5 months.....	1,250.00
W. L. McGinnis, salary 5 months.....	1,250.00
S. T. Lambert, salary 5 months.....	1,250.00
C. E. Foster, salary 5 months.....	1,250.00
John Maurice, salary 2 months.....	500.00
Wm. H. Prentice, salary 2 months.....	500.00
Total.....	\$ 66,000.00

**105.—Appropriation for Traveling Expense of Chief and Twenty-two Inspectors, Department of Mines.**

R. M. Lambie, sundry trips within the State:	
Transportation.....	\$ 697.06
Hotel and meals.....	623.25
Telephone.....	14.30
Telegraph.....	9.67
Taxi.....	5.35
J. L. Heiser, traveling expense \$416.86, less amount refunded \$29.18.....	387.68
S. E. Hawkshaw, traveling expense.....	707.10
W. H. Sandridge, traveling expense.....	938.15
E. L. Griffith, traveling expense.....	664.18
James Golden, traveling expense.....	309.99
W. B. Riggleman, traveling expense.....	561.15
M. B. Coulter, traveling expense.....	480.75
Eli J. Mason, traveling expense.....	719.84
M. E. Quenon, traveling expense.....	1,102.93
Zach Evans, traveling expense.....	746.22
J. A. Porter, traveling expense.....	817.56
L. B. Holliday, traveling expense.....	327.45
A. P. Burdiss, traveling expense.....	561.15
Robt. Lilly, traveling expense.....	870.01
V. E. Sullivan, traveling expense.....	786.24
Thos. Stockdale, traveling expense.....	683.54
Pete McLinden, traveling expense.....	871.65
J. W. P. St. Clair, traveling expense.....	524.31
W. D. Lee, traveling expense.....	1,012.03

J. F. White, traveling expense.....		946.94
Jno. E. Hamilton, traveling expense.....		678.28
Harry Fryer, traveling expense.....		645.53
Wm. Gantz, traveling expense.....		785.52
Wm. Moore, traveling expense.....		355.11
C. W. Stuart, traveling expense.....		338.24
A. E. Lafferty, traveling expense.....		209.40
Thomas Jarrett, traveling expense.....		287.95
W. L. McGinnis, traveling expense.....		282.39
S. T. Lambert, traveling expense.....		307.21
C. E. Foster, traveling expense.....		441.07
John Maurice, traveling expense.....		131.77
Wm. H. Prentice, traveling expense.....		57.21
Wm. M. Chapman, traveling expense.....		79.15
Total.....	\$	19,967.33
<i>106.—Appropriation to pay Salary of Director of Rescue Work.</i>		
H. M. Black, salary 2 + months.....	\$	466.66
C. H. Hetzel, Jr., salary 5 + months.....		1,100.00
Total.....	\$	1,566.66
<i>107.—Appropriation for Traveling Expenses of Director and Expense of Maintaining and Operating Rescue Stations.</i>		
H. M. Black, traveling expense.....	\$	561.60
C. H. Hetzel, Jr., traveling expense.....		756.52
R. M. Lambie, traveling expense.....		281.21
J. L. Heiser, traveling expense.....		40.40
V. E. Sullivan, traveling expense.....		94.72
Robert Lilly, traveling expense.....		451.98
W. B. Riggleman, traveling expense.....		114.96
J. F. White, traveling expense.....		4.14
Total Traveling Expense.....	\$2,305.53	
Supplies for Stations.....		2,642.46
Equipment for Stations.....		2,171.50
Oxygen.....		51.89
Maps and Profiles.....		236.50
Express and Drayage.....		21.56
Lumber.....		77.87
Hardware.....		12.32
Photos.....		6.00
Coal and Industrial Exposition; Advertisement.....		100.00
Signs.....		2.50
Space for Exhibits.....		25.00
National Safety Co., Membership.....		20.00
Auto Hire.....		23.50
A. C. Callen, services.....		238.25
W. G. Frankenhauser, services.....		49.00
Blanche M. Smith, salary part 11 months.....		330.00
Total.....	\$	8,313.88
<i>Note—The above traveling expense of R. M. Lambie was incurred as follows:</i>		
Sept. 1921, St. Louis, Mo.....	\$	112.12
Nov. 1921, Chicago, Ill.....		98.40
Apr. 1922, Pittsburgh, Pa.....		70.69
Total.....	\$	281.21
<i>108.—Appropriation for Current General Expense, Department of Mines.</i>		
Postage.....	\$	800.00
Telephone.....		319.25

Telegraph.....	88.50
Freight, Express and Drayage.....	10.37
Office Supplies and Stationery.....	275.53
Books.....	36.50
Subscriptions to Papers.....	57.90
Drinking Water.....	28.80
Addressograph Supplies.....	29.89
Mimeograph Supplies.....	53.00
Typewriters and Supplies.....	203.38
Supplies for Inspectors.....	204.15
Red Cross Seals.....	5.00
Mathews Storage Co., Storage.....	32.15
Labor and Material, carpenter work.....	17.17
John Javins, wrapping and mailing reports.....	100.00
Total.....	\$ 2,261.59

## Recapitulation:

Salary of Chief of Department.....	\$ 5,000.00
Salary of Chief Clerk.....	3,000.00
Salary of Assistant Clerk.....	1,800.00
Salary of Stenographers.....	4,000.00
Salary of Sand and Lime Inspector.....	2,300.00
Expense, Sand and Lime Inspector.....	1,121.90
Salary of Inspectors.....	66,000.00
Traveling Expense of Chief and Inspectors.....	19,967.33
Salary of Director, Rescue Work.....	1,566.66
Traveling Expense, Director and Expense of Rescue Stations.....	8,313.88
Contingent and Current.....	2,261.59

Grand Total—Department of Mines..... \$ 115,331.36

**COMMISSIONER OF BANKING.**109.—*Appropriation to pay Salary of the Commissioner of Banking.*

J. S. Hill, salary 12 months..... \$ 5,000.00

110.—*Appropriation to pay Salaries of Four Assistants to Commissioner of Banking.*

W. B. Holden, salary 12 months.....	\$ 3,500.00
Geo. M. Weekley, salary 12 months.....	3,500.00
F. P. Clark, salary 12 months.....	3,500.00
E. L. Morrison, salary 10 months.....	2,916.68

Total..... \$ 13,416.68

111.—*Appropriation to pay Salary of Chief Clerk.*

E. L. Morrison, salary 2 months.....	\$ 400.00
C. S. Merriken, salary 7 months.....	1,400.00

Total..... \$ 1,800.00

112.—*Appropriation to pay the Salary of Stenographer for Commissioner of Banking.*

A. E. Jarrett, salary 12 months..... \$ 1,800.00

113.—*Appropriation to pay Current Expenses of Commissioner of Banking.*

Postage.....	\$ 569.67
Telephone.....	249.29
Telegraph.....	27.01
Express.....	1.84
Office Supplies and Stationery.....	241.15

Office Furniture and Fixtures.....	48.07
Drinking Water.....	5.50
Subscription to Bradstreets.....	75.00
Letter Opener.....	30.00
Electric Supplies.....	1.25
Typewriter Repairs.....	12.00
Mutual Printing Co.....	24.50
LeRoy Clemens, Mimeographing.....	125.87
Mary Hager, services.....	5.00
Ida S. Adams, services.....	23.00
Uriah Barnes, services.....	16.67
<b>Total.....</b>	<b>\$ 1,455.82</b>

**114.—Appropriation to pay Traveling Expense of Commissioner of Banking and Four Assistants.**

<b>J. S. Hill, Transportation.....</b>	<b>\$ 395.25</b>
Hotel and Meals.....	211.40
Telephone and Telegraph.....	13.08
<b>W. B. Holden, Transportation.....</b>	<b>723.44</b>
Hotel and Meals.....	1,224.30
Telephone and Telegraph.....	48.24
Postage.....	8.07
Taxi.....	2.00
Supplies.....	4.05
<b>F. P. Clark, Transportation.....</b>	<b>855.05</b>
Hotel and Meals.....	930.52
Telephone and Telegraph.....	23.97
Postage.....	9.92
Supplies.....	.70
<b>Geo. M. Weekley, Transportation.....</b>	<b>770.97</b>
Hotel and Meals.....	1,108.13
Telephone and Telegraph.....	33.85
Postage.....	12.71
Supplies.....	1.25
<b>E. L. Morrison, Transportation.....</b>	<b>262.91</b>
Hotel and Meals.....	473.59
Telephone and Telegraph.....	5.27
<b>Total.....</b>	<b>\$ 7,118.67</b>

Note—The above traveling expense of J. S. Hill was incurred as follows:

May 10-28, 1921, New Martinsville, Moundsville, Mannington and Wheeling.....	\$ 75.74
July 6-8, 1921, Huntington and Winfield.....	15.04
Oct. 10-31, 1921, Parkersburg, New Martinsville, Mannington and Gauley Bridge.....	115.29
Nov. 7-9, 1921, Ronceverte.....	17.81
May 15-31, 1921, Parkersburg, New Martinsville and Clarksburg.....	83.54
Dec. 12-14, 1921, Huntington.....	15.91
Dec. 22-29, 1921, Wheeling.....	36.09
January 3-27, 1922, Parkersburg, Grantsville, Moundsville, Mannington and Clarksburg.....	120.53
Feb. 13-Mar. 31, 1922, Grafton, Moundsville, Sutton, Clarksburg, Fairmont and Morgantown.....	86.76
Apr. 17-28, 1922, Huntington, Parkersburg and Keyser.....	53.02
<b>Total.....</b>	<b>\$ 619.73</b>

## Recapitulation:

Salary of the Banking Commissioner.....	\$	5,000.00
Salary of Four Assistants.....		13,416.68
Salary of Chief Clerk.....		1,800.00
Salary of Stenographer.....		1,800.00
Current Expense.....		1,455.82
Traveling Expense of Commissioner and Assistants..		7,118.67
<b>Total.....</b>	<b>\$</b>	<b>30,591.17</b>

## BUREAU OF LABOR.

<i>115.—Appropriation to pay the Salary of the Commissioner of Labor.</i>		
G. F. Daugherty, salary 12 months.....	\$	3,600.00
<i>116.—Appropriation to pay the Salary of Chief Clerk in Bureau of Labor.</i>		
Howard S. Jarrett, salary 12 months.....	\$	2,400.00
<i>117.—Appropriation to pay Salary of Assistant Clerk and Stenographer</i>		
Mary D. Emory, salary 12 months.....	\$	1,800.00
<i>118.—Appropriation to pay Salary of Statistical Clerk.</i>		
Effie E. McCown, salary 12 months.....	\$	1,500.00
<i>119.—Appropriation for Salaries of Factory Inspectors.</i>		
R. E. Mumaugh, salary 12 months.....	\$	1,800.00
Jack Smith, salary 12 months.....		1,800.00
Thos. W. Williams, salary 12 months.....		1,800.00
Harry A. Davis, salary 12 months.....		1,800.00
<b>Total.....</b>	<b>\$</b>	<b>7,200.00</b>
<i>120.—Appropriation to pay Salary of Deputy Inspector of Weights and Measures in Bureau of Labor.</i>		
G. B. Stewart, salary 2 months.....	\$	300.00
J. D. Shott, salary 12 months.....		1,800.00
M. G. Smith, salary 8 + months.....		1,300.00
<b>Total.....</b>	<b>\$</b>	<b>3,400.00</b>
<i>121.—Appropriation for Traveling Expenses of Four Factory Inspectors.</i>		
G. F. Daughterty, Transportation.....	\$	390.63
Hotel and Meals.....		446.60
Taxi and Auto Hire.....		80.90
Harry A. Davis, Transportation.....		237.49
Hotel and Meals.....		632.73
Postage.....		14.50
Business Cards.....		9.50
Brief Case.....		9.00
R. E. Mumaugh, Transportation.....		392.36
Hotel and Meals.....		885.85
Postage.....		15.25
Telephone and Telegraph.....		17.71
Taxi.....		9.25
Jack Smith, Transportation.....		340.74
Hotel and Meals.....		676.72
Postage.....		14.00
Thos. W. Williams, Transportation.....		347.29
Hotel and Meals.....		660.55
Postage.....		14.00
Telephone and Telegraph.....		31.15
Brief Case.....		14.00
Taxi and Auto Hire.....		75.50



Mary D. Emory, Transportation.....	172.05
Hotel and Meals.....	703.68
Postage.....	.50
Telephone.....	.30
Baggage.....	1.25
Taxi.....	4.25
Birth Certificate.....	1.00
Howard S. Jarrett, Transportation.....	1.21
Hotel and Meals.....	.45
Drayage.....	.50
<b>Total.....</b>	<b>\$ 6,200.91</b>

Note—The above traveling expense of G. F. Daugherty was incurred as follows:

June 22-30, 1921, Bluefield and Princeton.....	\$ 38.49
July 1-18, 1921, Eckman, Princeton, Bluefield, Welch and Williamson.....	114.58
July 23-Aug. 19, 1921, Huntington Fayetteville, Beckley, Princeton, Bluefield and Welch.....	107.02
Aug. 22-Sept. 12, 1921, Welch, Bluefield and Princeton.....	64.65
Oct. 22-27, 1921, Bluefield and Williamson.....	44.55
Dec. 2-7, 1921, Bluefield, Welch and Williamson.....	51.69
Dec. 20-24, 1921, Bluefield.....	28.75
Jan. 3-11, 1922, Oak Hill.....	38.70
Jan. 21-Feb. 7, 1922, Mount Hope, Beckley and Thurmond.....	65.57
Feb. 10-28, 1922, Mount Hope, Princeton, Bluefield and Williamson.....	50.65
Mar. 12-14, 1922, Washington, D. C.....	62.09
Apr. 3-18, 1922, Whitesville, Princeton, Keystone and Bluefield.....	63.60
May 2-4, 1922, Princeton and Ronceverte.....	32.07
May 22-29, 1922, Washington, D. C.....	100.51
June 1-13, 1922, Bluefield, Princeton and Thurmond..	55.21
<b>Total.....</b>	<b>\$ 918.13</b>

**122.—Appropriation for Traveling Expense of Inspectors of Weights and Measures.**

G. B. Stewart, Transportation.....	\$ 133.89
Hotel and Meals.....	185.41
Telephone.....	2.65
Excess Baggage.....	6.10
Livery.....	.50
J. D. Shott, Transportation.....	350.96
Hotel and Meals.....	805.99
Telephone and Telegraph.....	.55
Excess Baggage and Drayage.....	28.26
Taxi and Auto Hire.....	11.75
M. G. Smith, Transportation.....	265.50
Hotel and Meals.....	653.62
Telephone and Telegraph.....	9.32
Excess Baggage.....	28.36
Mary D. Emory, Transportation.....	37.24
Hotel and Meals.....	99.20
Telephone and Telegraph.....	1.25
Postage.....	.75
Taxi.....	.90
Baggage.....	1.00
C. W. Waggoner, Transportation.....	60.01
Hotel and Meals.....	29.75
Telephone.....	.20
<b>Total.....</b>	<b>\$ 2,713.16</b>

**123.—Appropriation for Current and Contingent Expenses of the Department of Weights and Measures.**

Howard S. Jarrett, salary 12 months.....	\$	600.00
Effie McCown, salary 9 months.....		225.00
Eleanor Murphy, salary 1 + month.....		187.50
Total Salaries.....	\$1,012.50	
Postage.....		141.00
Telephone.....		55.15
Telegraph, \$8.62, less amount refunded, \$8.36.....		.26
Freight, Express and Drayage.....		8.93
Office Supplies and Stationery.....		85.70
Drinking Water.....		8.40
Subscription to Papers.....		47.53
Typewriter.....		50.53
Testing Supplies.....		82.24
Jarrett Printing Co., Printing.....		149.50
Premium on Official Bond.....		30.00
Mary D. Emory, Transportation.....		37.24
Hotel and Meals.....		26.25
Telephone.....		.60
Taxi.....		.50
Brief Case.....		12.00
Total.....	\$	1,748.33

**124.—Appropriation for Current and Contingent Expense of the Bureau of Labor.**

Postage.....	\$	231.00
Telephone.....		99.95
Telegraph.....		58.84
Freight, Express and Drayage.....		33.50
Office Supplies and Stationery.....		68.50
Office Furniture.....		75.00
Drinking Water.....		14.80
Subscription to Papers.....		46.40
Mimeograph Supplies.....		12.15
Typewriter and Supplies.....		48.03
Envelope Sealer.....		50.00
Electrical Supplies.....		33.21
Red Cross Seals.....		5.00
Noyes, Thomas & Co., 5 Traveling Bags.....		123.48
Jarrett Printing Co., Printing.....		117.00
L. E. Richardson, services.....		25.00
Mary Hagan, services.....		30.00
Eleanor Murphy, services.....		45.00
R. E. Mumaugh, Transportation.....		12.36
Hotel and Meals.....		53.30
Telegraph.....		.35
Alonzo Prince, Transportation.....		6.70
Hotel and Meals.....		49.50
Telephone.....		4.25
Postage.....		2.00
Total.....	\$	1,215.32

**Recapitulation:**

Salary of Commissioner of Labor.....	\$	3,600.00
Salary of Chief Clerk in Bureau of Labor.....		2,400.00
Salary of Assistant Clerk and Stenographer.....		1,800.00
Salaries of Factory Inspectors.....		7,200.00
Salary of Statistical Clerk.....		1,500.00
Salary of Deputy Inspectors.....		3,400.00
Traveling Expense of Factory Inspectors.....		6,200.91

Traveling Expense, Weights and Measures.....	2,713.16
Current and Contingent Expense, Weights and Measures.....	1,748.33
Current and Contingent Expense Bureau of Labor...	1,245.32
Total.....	\$ 31,807.72

## DEPARTMENT OF ARCHIVES AND HISTORY.

<i>125.—Appropriation to pay the Salary of State Historian and Archivist.</i>	
C. R. Myers, salary 12 months.....	\$ 2,700.00
<i>126.—Appropriation for Salary of Curator of Museum.</i>	
A. J. Thompson, salary 7 months.....	\$ 1,166.62
W. G. Worley, salary 2 months.....	333.32
Total.....	\$ 1,499.94
<i>127.—Appropriation for Salary of Stenographer.</i>	
Opal C. Nuchols, salary 12 months.....	\$ 1,500.00
<i>128.—Appropriation to pay Salary of Librarian.</i>	
Florence Schum, salary 12 months.....	\$ 1,800.00
<i>129.—Appropriation to pay Salary of Chief Cataloguer.</i>	
Jennie Lilly, salary 2 + months.....	\$ 312.50
A. G. Meadows, salary 8 months.....	1,000.00
Total.....	\$ 1,312.50
<i>130.—Appropriation for Salary of Janitor and Messenger.</i>	
J. H. L. Price, salary 2 months.....	\$ 200.00
J. W. Minor, salary 10 months.....	1,000.00
Total.....	\$ 1,200.00
<i>131.—Appropriation for the Purchase of Books and Periodicals.</i>	
American Historical Society.....	\$ 4.00
Allen, Oliver.....	5.00
Brittanica Encyclopedia.....	28.00
Coleman, Presley.....	9.00
Cole, J. L.....	7.50
Congressional Digest.....	5.00
Columbia Publishing Co.....	1.00
Clarke Co., John.....	69.54
Coffey, C. I., Book Store.....	57.47
Clyde, Albert.....	2.37
Cox, Edward L.....	45.00
Dodd, Mead & Co.....	12.83
deGruyter, J. A.....	4.00
Fassett Publishing Co.....	4.50
Goldberg, Herman.....	165.7C
Hutchinson, M. L. R.....	2.55
Indiana Magazine and Library.....	2.00
Kahn & Pollock.....	3.50
Hunting Co., H. R.....	30.50
Journal of Negro History.....	20.00
Librarian of Congress.....	17.53
Moore Co., S. S.....	193.18
Mississippi Valley Historical Society.....	4.00
McLean, T. A.....	20.00
National Alumni.....	49.70
National Educational Association.....	75.00

Polk, R. L.....	10.00
Plymouth Binding Co.....	39.80
Robinson, J. E.....	30.00
Renbush Co., J. K.....	46.34
Rand, McNally Co.....	35.00
Staats, Harold.....	10.00
Sage Foundation, Russel.....	3.17
Superintendent of Documents.....	2.90
Stars and Stripes.....	2.00
Smith Book Co.....	1.61
Wilson Co., H. W.....	32.90
Ward, Artemus.....	2.40
William and Mary College.....	4.00
Water Cooler.....	19.50
Total.....	\$ 1,078.49
Less refund to Appropriation.....	39.00
Net Total.....	\$ 1,039.49
<b>132.—Appropriation for Current and Contingent Expenses.</b>	
Postage.....	\$ 125.00
Telephone.....	106.85
Telegraph.....	6.09
Office Supplies and Stationery.....	103.80
Rugs.....	48.55
Drinking Water.....	18.60
Freight, Express and Drayage.....	53.34
Electrical Supplies.....	28.50
Flags.....	49.00
Furniture.....	241.76
Scales.....	7.00
Water Cooler.....	19.50
John C. Price, services.....	75.00
Walter Tufts, services.....	125.00
Nelle Bashore, services.....	50.00
Wm. Ayers, Janitor.....	100.00
Florence Schumm, Traveling Expense.....	5.46
Total.....	\$ 1,163.45
Recapitulation:	
Salary of State Historian and Archivist.....	\$ 2,700.00
Salary of Curator and Museum.....	1,499.94
Salary of Stenographer.....	1,500.00
Salary of Librarian.....	1,800.00
Salary of Chief Cataloguer.....	1,312.50
Salary of Janitor and Messenger.....	1,200.00
Purchase of Books and Periodicals.....	1,039.49
Current and Contingent Expenses.....	1,163.45
Grand Total—Department Archives and History	\$ 12,215.38

## DEPARTMENT OF HEALTH.

<b>133.—Appropriation to pay the Salary of the State Commissioner of Health.</b>	
W. T. Henshaw, salary 12 months.....	\$ 4,800.00
<b>134.—Appropriation to pay Current General Expenses of Department of Health.</b>	
Dorcas McGraw, salary 2 months.....	\$ 1,680.00
Jean T. Dillion, salary 12 months.....	3,000.00
E. S. Tisdale, salary 12 months.....	3,000.00

Jno. M. Brewster, salary 2 + months.....	390.00
Cecilia Manning, salary 9 + months.....	1,200.00
Anne Buff, salary 7 + months.....	1,012.50
R. C. Beckett, salary 11 months.....	1,959.97
Chas. H. Young, salary 12 months.....	1,780.00
Nina V. Whitehurst, salary 12 months.....	1,500.00
Carl F. Raver, salary 12 months.....	3,000.00
Elizabeth Evans, salary 12 months.....	1,200.00
Fay Lewis, salary 12 months.....	900.00
Jesse Reber, salary 2 + months.....	276.64
C. E. Gabel, salary 12 months.....	3,000.00
Lucy F. Gabel, salary 12 months.....	1,800.00
Vincent Churchman, salary 2 months.....	200.00
Anita Gilmore, salary 5 months.....	150.00
Winifred Lamberson, salary 2 + months.....	250.00
Dwight M. Lewis, salary 2 + months.....	375.00
S. L. Jepson, salary 3 months.....	300.00
Edna M. Hardshaw, salary 10 months.....	1,600.00
Pearl Spence, salary 11 + months.....	841.25
Mariana Gilmore, salary 9 + months.....	675.00
Ruth Henterlitner, salary 8 months.....	555.00
Della Haley, salary 7 months.....	580.00
S. Danets, salary 7 months.....	535.00
Herbert Vaughan, salary 7 months.....	210.00
Maybelle Harmon, salary 3 + months.....	350.00
Virginia Parker, salary 3 + months.....	377.10
Sarah Ostrin, salary 4 months.....	295.00
Ira G. Towson, salary 2 months.....	140.00
Chas. E. Towson, salary 2 + months.....	489.99
Mary Branch, salary 11 months.....	232.00
Jess Wehrle, salary 9 + months.....	150.55
Geo. W. Taylor, salary 1 month.....	75.00
A. A. Hallon, salary 1 month.....	100.00
Estella Nicholas, salary 1 month.....	90.00
Mary Hagan, salary 1 month.....	82.50
Charlotte Graves, salary 1 month.....	100.00
Robt. G. Widmeyer, salary 1 month.....	70.00
Jas. A. Newcome, salary 1 month.....	70.00
Nathan Feinberg, salary 1 month.....	75.00
Gertrude H. Wuesthoff, salary 1 month.....	166.66
Kathleen Gilmore, services.....	161.25
Myrtle Engel, services.....	245.00
Olive Ailes, services.....	20.00
Elizabeth Davis, services.....	9.00
Margaret Bierne, services.....	89.96
Laura Henshaw, services.....	23.75
Carrie Jennings, services.....	20.00
J. L. Pyle, per diem.....	420.00
H. E. Gaynor, per diem.....	110.00
W. M. Babb, per diem.....	350.00
B. F. Shuttleworth, per diem.....	230.00
H. G. Camper, per diem.....	280.00
V. T. Churchman, per diem.....	70.00
Total Salaries, Services and Per Diem	\$36,863.12
Jean T. Dillion, Transportation.....	488.60
Hotel and Meals.....	302.21
Telephone and Telegraph.....	20.52
Baggage and Porter.....	6.95
Taxi.....	1.25
Supplies.....	3.85
Geo. W. Taylor, Transportation.....	7.37
Hotel and Meals.....	10.00

E. S. Tisdale, Transportation.....	364.55
Hotel and Meals.....	300.35
Telephone and Telegraph.....	7.85
Taxi.....	6.60
Baggage.....	2.05
Supplies.....	.90
R. C. Beckett, Transportation.....	488.18
Hotel and Meals.....	443.27
Telephone and Telegraph.....	7.97
Postage.....	4.69
Porter.....	3.60
Films.....	14.13
Supplies.....	4.03
Dwight M. Lewis, Transportation.....	83.83
Hotel and Meals.....	59.97
Telephone and Telegraph.....	3.23
Tips and Baggage.....	2.39
Chas. H. Young, Transportation.....	456.23
Hotel and Meals.....	334.60
Telephone and Telegraph.....	4.43
Postage.....	.15
Baggage.....	.30
Express.....	1.36
Films.....	4.40
Supplies.....	3.60
Carl F. Raver, Transportation.....	204.93
Hotel and Meals.....	179.55
Telephone.....	.50
Supplies.....	.50
Registration Fee.....	10.00
W. T. Henshaw, Transportation.....	496.23
Hotel and Meals.....	702.31
Telephone and Telegraph.....	13.28
Taxi.....	2.50
Porter and Baggage.....	13.50
Gertrude H. Wuesthoff, Transportation.....	10.72
Hotel and Meals.....	1.40
Porter.....	.10
Edna M. Hardsaw, Transportation.....	278.37
Hotel and Meals.....	351.17
Telephone and Telegraph.....	2.38
Porter.....	2.25
M. M. Reppard, Transportation.....	1.94
Hotel and Meals.....	.50
L. H. Yost, Transportation.....	8.60
Hotel and Meals.....	3.75
M. V. Ziegler, Transportation.....	328.34
Hotel and Meals.....	504.30
Telephone and Telegraph.....	2.79
Porter and Baggage.....	5.20
Eugenia M. Whitehurst, Transportation.....	54.79
Hotel and Meals.....	34.60
Taxi.....	1.25
Porter.....	1.00
J. L. Pyle, Transportation.....	159.39
Hotel and Meals.....	176.80
Telephone.....	1.05
Taxi.....	1.75
Baggage.....	.10
Notary.....	2.00
H. E. Gaynor, Transportation.....	36.84
Hotel and Meals.....	40.00

W. M. Babb, Transportation.....	207.28
Hotel and Meals.....	117.05
Telephone.....	20
Porter.....	1.50
B. F. Shuttleworth, Transportation.....	71.55
Hotel and Meals.....	56.55
Porter.....	.25
H. G. Camper, Transportation.....	116.72
Hotel and Meals.....	74.75
J. L. Jepson, Transportation.....	2.88
Hotel and Meals.....	3.00
Total Traveling Expense.....	\$7,729.82
Postage.....	1,584.38
Telephone.....	416.36
Telegraph.....	175.90
Freight, Express and Drayage, \$473.56, less amount refunded, \$9.81.....	463.75
Office Supplies and Stationery.....	316.05
Office Furniture and Fixtures.....	884.90
Typewriter and Supplies \$409.97, less amount re- funded, \$4.00.....	405.97
Addressograph and Supplies.....	642.60
Mimeograph Supplies.....	3.00
Electrical Supplies and Fan.....	218.04
Ice.....	77.11
Blue Prints and Maps.....	25.67
Subscriptions to Papers.....	25.20
Books.....	40.54
Laboratory Supplies.....	920.33
Subjects for Laboratory.....	72.52
Repairs for Laboratory.....	32.00
Engineers Supplies.....	579.51
Films and Photo Supplies.....	30.55
Chlorine.....	35.00
Bulletins and Placards.....	115.69
Advertising \$92.12, less amount refunded \$1.00.....	91.12
Tabulating Machine:	
Rental.....	639.11
Supplies.....	246.96
Parts.....	53.67
Plumbing Supplies.....	2.64
D. W. Patterson, Office Rent.....	945.00
Wise and Smith, Office Rent.....	500.00
Frankenberger & Co., Office Rent.....	750.00
S. V. Morris and Sons, Office Rent.....	175.00
Waldo Hotel, Rent of Room for meeting.....	10.00
Samuel S. Spears, Legal Services.....	59.26
Thomas N. Reed, Legal Services.....	55.00
Cal. F. Young, Damages, overflow of water at Laboratory.....	85.00
G. D. Acree, Serving Notices.....	3.00
Geo. H. White, Labor and Material.....	40.42
W. A. Foster, Labor and Material.....	55.70
Armstrong and Whitten, Labor and Material.....	35.00
Jack Winters, Lettering Doors.....	67.20
Charleston Business College, Clerical Help.....	9.40
Greenbrier County Treasurer, International Health Board, Proportionate Part of Budget.....	1,133.33
Mingo County Treasurer, International Health Board, Proportionate Part of Budget.....	1,862.91
Logan County Treasurer, International Health Board, Proportionate Part of Budget.....	614.64

City of Clarksburg, salary of Epeidemiologist . . . . .	666.64
Total . . . . .	\$ 59,759.01

Note—The above traveling expense of W. T. Henshaw was incurred as follows:

July 30-Aug. 2, 1921, Washington, D. C. . . . .	39.29
Aug. 5, 1921, Fayetteville . . . . .	6.06
Aug. 7-10, 1921, Huntington, Fairmont and Clarksburg . . . . .	23.18
Aug. 21-29, 1921, Huntington, West Union, Ronceverte, Lewisburg, Elkins and Kenova . . . . .	58.88
Aug. 30-Sept. 8, 1921, Clarksburg, Fairmont, Martinsburg and Grafton . . . . .	61.96
Sept. 10-17, 1921, Wheeling, Fairmont, Norgantown and Clarksburg . . . . .	60.39
Sept. 19-26, 1921, Ronceverte, Grafton and Harpers Ferry . . . . .	35.49
Sept. 28-Oct. 5, 1921, Huntington, Ronceverte and Lewisburg . . . . .	37.79
Oct. 10-17, 1921, Grafton and Martinsburg . . . . .	41.04
Oct. 20-Nov. 1, 1921, Huntington, Hamlin and Clarksburg . . . . .	41.70
Nov. 7-9, 1921, Williamson . . . . .	18.91
Nov. 13-20, 1921, New York and Philadelphia . . . . .	64.36
Nov. 22-26, 1921, Fairmont, Wheeling and Moundsville . . . . .	49.98
Jan. 5-9, 1922, Grafton . . . . .	28.58
Jan. 12-15, 1922, Fairmont and Clarksburg . . . . .	25.21
Jan. 19-23, 1922, Buckhannon, Parkersburg and Ronceverte . . . . .	41.66
Feb. 1-4, 1922, Wheeling . . . . .	24.52
Feb. 9-13, 1922, Wheeling and Clarksburg . . . . .	31.49
Feb. 15-27, 1922, Huntington . . . . .	24.26
Feb. 22-26, 1922, Clarksburg . . . . .	34.31
Mar. 2-7, 1922, Wheeling . . . . .	46.15
Mar. 8-13, 1922, Wheeling . . . . .	31.59
Mar. 15-19, 1922, Fairmont and Morgantown . . . . .	26.36
Mar. 20-25, 1922, Clarksburg, Harpers Ferry and Wheeling . . . . .	47.91
Mar. 27-Apr. 1, 1922, Wheeling . . . . .	41.31
Apr. 5-9, 1922, Clarksburg and Fairmont . . . . .	31.01
Apr. 10-14, 1922, Clarksburg . . . . .	42.93
Apr. 19-22, 1922, field . . . . .	21.64
Apr. 26-30, 1922, Fairmont and Morgantown . . . . .	38.41
May 4-10, 1922, Grafton and Clarksburg . . . . .	42.03
May 12, 1922, Huntington . . . . .	7.26
May 25-M27, 1922, Huntington . . . . .	18.39
May 29-20, 1922, Williamson . . . . .	16.39
June 1-4, 1922, Huntington . . . . .	21.91
June 6-9, 1922, Huntington . . . . .	30.86
June 26-28, 1922, Huntington . . . . .	14.61
Total . . . . .	\$ 1,027.82

135.—*Appropriation for Expense of Bureau of Venereal Diseases.*

F. F. Farnsworth, salary 12 months . . . . .	\$ 3,610.01
Ora G. Farnsworth, salary 12 months . . . . .	1,200.00
Eugenia Whitehurst, salary 12 months . . . . .	1,500.00
W. B. Nutter, salary 2 months . . . . .	300.00
Dwight M. Lewis, salary 2 + months . . . . .	375.00
Cecilia Manning, salary 3 months . . . . .	300.00
R. C. Beckett, salary 4 months . . . . .	600.00



W. S. Robertson, salary 1 month.....	200.00
J. C. Kessler, salary 1 month.....	75.00
Total Salaries.....	<b>\$8,160.01</b>
Dwight M. Lewis, Transportation.....	83.83
Hotel and Meals.....	59.96
Telephone and Telegraph.....	3.23
Baggage and Porter.....	2.39
R. C. Beckett, Transportation.....	76.94
Hotel and Meals.....	90.72
Chas. E. Towsen, Transportation.....	14.60
Hotel and Meals.....	4.50
Postage.....	1.51
F. F. Farnsworth, Transportation.....	159.94
Hotel and Meals.....	235.41
Telephone and Telegraph.....	2.29
Porter.....	4.00
Key.....	.35
W. S. Robertson, Transportation.....	9.41
Hotel and Meals.....	12.00
Eugenia Whitehurst, Transportation.....	4.86
Hotel and Meals.....	8.00
Taxi and Porter.....	.75
Gertrude Wuesthoff, salary 2 months.....	333.32
Traxeling expenses.....	12.22
Anna B. Trope, sercices.....	25.00
Total Traveling Expense.....	<b>\$ 774.69</b>
Postage.....	35.12
Telephone.....	110.83
Telegraph.....	14.92
Freight, Express and Drayage.....	72.30
Office Supplies and Stationery.....	140.20
Office Furniture and Rugs.....	40.50
Ice.....	17.16
Drugs.....	1,667.90
Clinic Equipment.....	49.45
Electric Fan and Supplies.....	47.00
Lettering Doors.....	17.40
Films and Supplies.....	12.80
D. W. Patterson, Office Rent.....	297.50
Frankenberger & Co., Office Rent.....	250.00
Tribune Printing Co., Printing.....	164.91
Secretary of State, Paper and Supplies.....	680.11
Greenbrier County Treasurer, International Health Board, Proportionate Part of Budget.....	1,708.33
Mingo County Treasurer, International Health Board, Proportionate Part of Budget.....	3,617.17
Logan County Treasurer, International Health Board, Proportionate Part of Budget.....	456.25
Total.....	<b>\$ 18,705.00</b>
Wherever a part of the same class of expenditure is paid of "State Fund, General Revenue" and part of "State Fund, Special Revenue," the total amount is included in above General Revenue classification.	
Amount of above paid out of General Revenue.....	<b>\$ 10,000.00</b>
Amount of above paid out of Special Revenue.....	<b>8,705.09</b>
Total as above.....	<b>\$ 18,705.09</b>
Recapitulation, General Revenue Disbursements:	
Salary of Commissioner of Health.....	<b>\$ 4,800.00</b>
Current General Expenses.....	59,759.01
Bureau of Venereal Diseases.....	10,000.00
Grand Total—Department of Health.....	<b>\$ 74,559.01</b>

## CAPITOL BUILDING AND GROUNDS.

<i>136.—Appropriation for Current General Expenses.</i>	
Electricity.....	\$ 5,955.43
Gas.....	3,169.84
Water.....	1,172.12
Ice.....	1,015.55
Telephones for Power House and Janitor.....	149.44
M. Crawford, hauling trash.....	390.00
Mrs. Wm. Brown, washing towels.....	350.00
Freight, Drayage and Express.....	45.82
Toilet Paper.....	99.00
Brooms and Mops.....	110.39
Soaps.....	207.69
Matches.....	49.59
Towels.....	58.96
Janitor Supplies.....	176.41
Electric Supplies and Repairs.....	850.97
Keys.....	50.85
Hardware.....	179.53
Paint and Oil.....	25.77
Cement, Sand and Gravel.....	13.45
Glass and glazing.....	29.10
Flower boxes and lawn supplies.....	56.60
Care of and repairs to Elevator.....	191.80
Rent of Safety Deposit Boxes.....	440.00
David Dick & Son, carpenter repairs.....	429.24
W. A. Foster, carpenter repairs.....	24.00
Tool Box burned in fire January, 1921.....	69.25
R. L. Rice, cleaning floors.....	60.00
Frank O'Brien, cement work.....	32.00
J. W. Shields, repair to roof.....	71.00
Jeffers and Richardson, carpenter repairs.....	24.20
J. H. Love, building room for School Department.....	586.88
Ches. & Potomac Tel. Co., Installing Charges.....	25.69
S. S. Moore Co., Papering.....	205.03
Kanawha Valley Plumbing Co.....	3.75
W. A. Carter, plumbing.....	4.00
Perry Mathews Plumbing Co.....	244.50
Morgan Plumbing Co.....	271.77
West Virginia Heating and Plumbing Co.....	257.01
Meyers Bros., plumbing.....	14.65
A. Soupart, compensation.....	40.00
Traveling expense.....	15.09
Walter Coleman, Services.....	52.50
Furniture for Child's Welfare Commission.....	485.14
Shades for Windows.....	31.26
Lettering Doors.....	3.90
Water Cooler.....	20.50
Stove.....	20.25
Lumber.....	38.91
Flags.....	19.50
File Case Side.....	14.00
Recording Deed.....	1.50
Total.....	\$ 17,853.83
Less refund to Appropriation.....	9.00
Net Total.....	\$ 17,844.83
<i>137.—Appropriation for Repairs and Improvements to Capitol Buildings.</i>	
P. A. Donovan, wiring Annex.....	\$ 7,815.51
Whittemore Electric Co., wiring in Annex.....	26.95

D. Dick & Son, Floor—Supreme Court.....	957.74
Repairs Basement Annex.....	4,133.40
Repairs for Prohibition Department.....	1,299.14
Repairs to Annex.....	75.29
W. A. Foster, Shelving in Library.....	243.80
Jeffers and Richardson, Repairs and Alterations:	
Board of Control.....	125.10
Governor's Office.....	48.02
Auditor's Office.....	598.75
Department of Agriculture.....	64.58
Tax Commissioner.....	509.27
Morgan Plumbing Co.....	63.50
E. S. Ames, Weather Strips.....	10.00
E. H. Hartwick, refinishing floors.....	28.95
Total.....	\$ 16,000.00
<i>138.—Appropriation for Repairs and Improvements to Capitol Annex.</i>	
D. Dick & Son, Floor Supreme Court.....	\$ 334.76
Noyes, Thomas & Co., Rug for Supreme Court.....	221.48
R. L. Rice, Painting.....	2,716.00
Total.....	\$ 3,272.24
<i>139.—Appropriation for Wrecking Old Capitol Building.</i>	
Advertising, Charleston Mail.....	\$ 7.10
Advertising, Charleston Gazette.....	8.40
Total.....	\$ 15.50
Recapitulation:	
Current General Expense.....	\$ 17,844.83
Repairs and Improvements Capitol Building.....	16,000.00
Repairs and Improvements, Annex.....	3,272.24
Wrecking old Building.....	15.50
Grand Total—Capitol Buildings and Grounds...	\$ 37,132.57

#### TEMPORARY CAPITOL AND EQUIPMENT.

<i>140.—Appropriation to Construct Temporary State Capitol Building and equip same, including furniture, rugs, file cases, typewriters, adding machines and other office equipment.</i>	
Rugs and Carpets, Abney Barnes Co.....	\$ 171.12
Rugs and Carpets, Hadley & Co.....	220.54
Rugs and Carpets, Woodrums.....	190.52
Rugs and Carpets, S. S. Moore Co.....	208.00
Books, American Fruits Co.....	61.65
Books, Lawyers Co-operative Pub. Co.....	94.50
Books, Public Utilities Reports.....	350.00
Books, Michie & Co.....	368.25
Books, Sundry Firms.....	73.50
File Cases, Art Metal Construction Co.....	271.62
File Cases, S. S. Moore Co.....	61.50
File Cases, F. P. Swann Co.....	208.45
File Cases, Cal F. Young.....	115.50
Book Cases, S. S. Moore Co.....	336.94
Book Cases, Cal F. Young.....	1,105.60
Tables and Stand, F. P. Swann Co.....	330.00
Tables and Stand, S. S. Moore Co.....	57.00
Tables and Stand, Cal F. Young.....	55.00
Desks, S. S. Moore Co.....	300.01

Desks, F. P. Swann Co.....	150.00
Desks, Cal F. Young.....	169.00
Desks, Standard Printing Co.....	68.80
Costumers, Sundry Firms.....	105.70
Chairs, S. S. Moore Co.....	1,099.50
Chairs, Cal F. Young.....	165.00
Cuspidors.....	13.80
Waste Baskets.....	14.40
Umbrella Stand.....	12.75
Couch, S. S. Moore Co.....	55.00
Steel Safe, State Auditor.....	300.00
Bal. on Steel Safes, Safe Cabinet Co.....	25.90
Scales, McDonald & Co.....	226.31
Scales, Birchner.....	75.00
Typewriter, Royal.....	93.15
Typewriter, Remington.....	89.11
Typewriter, Underwood.....	375.08
Adding Machines, Burroughs.....	901.10
Adding Machines, Wales.....	513.30
Multigraph and Supplies, American Multi. Co.....	759.50
Mimeograph and Supplies, Laird Office Equip. Co....	176.25
Dictating Machine, Dictating Machine Co.....	400.00
Addressograph and Supplies, A. B. McCrum.....	1,063.20
Addressograph and Supplies, Addressograph Co.....	460.00
Electric Fans, Whittemore Electrical Co.....	162.50
Electric Fans, Virginia Electric Co.....	235.00
Buzzer System, P. A. Donovan.....	2,958.69
Oil Painting, 5 Ex-Governors, A. Jongers.....	7,500.00
Carpenter work, D. Dick & Son.....	892.06
Electric Work, sundry parties.....	52.75
Insulating Steam Pipes, D. Dick & Son.....	163.25
Folders, Guides and Office Supplies.....	222.95
Window Shades, Woodrums.....	16.60
Plumbing, sundry firms.....	61.60
Rent, Cassus Building.....	451.50
Freight, Express and Drayage.....	138.24
Total.....	\$ 24,746.68
Less refund to appropriation.....	26.71

Net Total..... \$ 24,719.97

**NEW BUILDINGS—CAPITOL AND MANSION.**

*141.—Appropriations for Capitol and Office Buildings.*

Cass Gilbert, Architect, services.....	\$ 10,000.00
B. H. Hill, salary 1 + month.....	624.99
E. R. Rinard salary 1 + month.....	375.00
R. O. Nuzum, salary 5 + months.....	275.00
Clark and Krebs, services.....	60.00
Anna Whitmore, clerical services.....	5.00
A. Soupart, services.....	180.00
Expenses.....	15.42
W. P. Laird, services.....	300.00
Expenses.....	44.32
M. W. Venable and Sons, services.....	1,477.81
Bridge plans and prints.....	75.00
Mapping proposed Capitol Site.....	131.50
R. E. Sherwood, stenographic services.....	9.00
H. P. Camden, transportation.....	24.24
Hotel and Meals.....	12.40
G. C. Arnold, transportation.....	298.54
Meals enroute.....	208.00
Kanawha Hotel.....	257.15
Telephone.....	14.20

Furniture for Office (C. F. Young).....	330.75
Rugs for office.....	30.85
Telephone.....	11.82
Telegraph.....	35.79
White Way Taxi Co.....	8.75
Panorama Photo., East End.....	3.00
Advertising Sale of Old Capitol Site, 12 newspapers..	209.20
Recording Deed.....	1.25
J. S. Hill, real estate purchased.....	17,419.69
Mary A. Robins, real estate purchased.....	15,500.00
Total.....	\$ 47,938.67
<i>141-A.—Appropriation to pay for Purchase of Ground and Construct Mansion for Governor.</i>	
J. F. Cook, land.....	\$ 30,000.00
Interest.....	900.00
Sadie M. Worth, land.....	9,270.00
Interest.....	278.10
Katherine R. Thayer, house and land.....	25,000.00
Taxes.....	634.79
Documentary stamps.....	39.50
Recording deeds.....	5.25
Loescher and Wiley, cement walk.....	286.56
Removing tree.....	55.00
Total.....	\$ 66,469.20
Recapitulation:	
New Capitol.....	\$ 47,938.67
New Mansion.....	66,469.20
Total.....	\$ 114,407.87

**LABOR FUND, CAPITOL BUILDINGS.**

<i>142.—Appropriation for Janitor's Salary.</i>	
J. M. Lynn, salary 12 months.....	\$ 1,800.00
<i>143.—Appropriation for Salaries of Engineer, Watchmen, Janitors, Charwomen and Elevateurs.</i>	
George Burford, salary 12 months.....	\$ 1,800.00
Floyd Smith, salary 12 months.....	1,560.00
Sam B. Wintz, salary 12 months.....	1,470.00
J. H. Blount, salary 7 months.....	700.00
R. C. Lanham, salary 1 + month.....	103.33
P. S. Forth, salary 6 months.....	740.00
U. L. Bowe, salary 12 months.....	1,250.00
Wm. Brown, salary 12 months.....	1,200.00
Furd Burdett, salary part month.....	25.00
Tom Bryan, salary 1 + month.....	200.00
M. A. Bennett, salary part month.....	7.80
Florence Carter, salary 5 months.....	250.00
Mac Davis, salary 12 months.....	1,200.00
Mollie Gum, salary 12 months.....	600.00
W. C. Gum, salary 11 + months.....	1,166.67
R. H. Harris, salary 11 months.....	1,100.00
R. L. Harris, salary 12 months.....	1,200.00
Burle Harkens, salary 7 + months.....	736.70
T. T. Jennings, salary 5 months.....	500.00
J. P. Monroe, salary 12 months.....	650.00
Ed Morris, salary 1 + month.....	150.00
Howard Mumford, salary part month.....	10.00
Isaac Noel, salary 3 + months.....	175.00

T. L. Payne, salary 12 months.....	1,200.00
Chas. Preston, salary 12 months.....	1,200.00
John L. Price, salary part month.....	33.33
Ed Spurlock, salary 12 months.....	1,200.00
Thos. Spurlock, salary 11 months.....	1,100.00
Will Wright, salary 12 months.....	1,200.00
Mamie Scott, salary 12 months.....	720.00
Rose Cuzzins, salary 12 months.....	480.00
Lizzie Scruggs, salary 12 months.....	480.00
G. R. Butler, services.....	3.33
W. B. McCoy, Services.....	50.00

Total..... \$ 24,461.16

Recapitulation:

Salary of Chief Janitor.....	\$ 1,800.00
Salaries of Janitors and Helpers.....	24,461.16

Total..... \$ 26,261.16

**PUBLISHING LIST OF DELINQUENT CORPORATIONS.**

144.—*Appropriations for Publishing List of Delinquent Corporations.*

Charleston Mail.....	\$ 248.00
----------------------	-----------

**KEEPER OF ROLLS.**

145.—*Appropriation to pay the Salary of the Keeper of Rolls.*

M. S. Hodges, July 1, 1921 to June 30, 1922.....	\$ 300.00
--	-----------

**HAND BOOK, MANUAL AND REGISTER.**

146.—*Appropriation for West Virginia Legislative Hand Book and Manual and Official Register.*

Jno. T. Harris, Editing, Compiling and Publishing... \$	8,000.00
---	----------

**VIRGINIA DEBT EXPENSE.**

147.—*Appropriation for Virginia Debt Expenses.*

E. A. Dover, Transportation.....	\$ 35.79
Hotel and Meals.....	9.65

Total..... \$ 45.44

**BOARD OF PUBLIC WORKS.**

148.—*Appropriation to pay the Expense of Suits Account Oil and Gas Transportation Tax Law.*

W. G. Mathews, Legal Services.....	\$ 5,000.00
Expense.....	253.48
F. O. Blue, Legal Services.....	5,000.00
S. B. Avis, Legal Services.....	5,000.00
Expense.....	336.08
U. S. Supreme Court Costs \$3,699.35, later refunded.....	
U. S. Supreme Court Costs.....	25.75
Tribune Printing Co.....	103.00

Total..... \$ 15,718.31

149.—*Appropriation to pay the Expense of defending suit Ohio and Pennsylvania vs. W. Va. Gas Litigation.*

F. O. Blue, Legal Services.....	\$ 1,250.00
H. E. Nease, Services.....	2,200.00

Expense.....	210.15
Clerk Hire.....	550.00
F. C. Devericks, services as witness.....	250.00
Printing Brief.....	515.41
Deposit with Clerk U. S. Supreme Court.....	3,000.00
<b>Total.....</b>	<b>\$ 7,975.56</b>

**STATE SINKING FUND COMMISSION.****150.—Appropriation for Expenses of State Sinking Fund Commission, including Salaries.**

Jessica P. Lehman, salary 10 months.....	\$ 3,333.30
Mark C. Kyle, salary 10 + months.....	3,100.00
Alice B. Neale, salary 10 months.....	1,250.00
Postage.....	70.82
Telephone.....	75.90
Freight, Express and Drayage.....	7.68
Telegraph.....	5.38
Window Shield.....	3.80
Office Supplies.....	19.09
Typewriter.....	88.70
<b>Grand Total—State Sinking Fund Commission..</b>	<b>\$ 7,954.67</b>

**CHILD-WELFARE COMMISSION.****151.—Appropriation to pay the Secretary and Necessary Expenses of the Child Welfare Commission.**

Hettie L. Hazlet, Secretary, salary 8 months.....	\$ 1,600.00
Alice B. Neale, stenographic services.....	100.00
Marjorie Hutchinson, stenographer, salary 5 + months.....	210.00
Postage.....	45.00
Telephone.....	77.68
Printing pamphlets.....	13.20
Furniture.....	60.00
Sign Work.....	5.38
Mrs. J. A. Meredith, traveling expenses.....	122.97
L. J. Foreman, traveling expense.....	32.37
Hettie L. Hazlet, traveling expense.....	178.81
J. J. Coniff, traveling expense.....	69.32
E. N. Clapper, traveling expenses.....	70.93
Mrs. J. R. Moreland, traveling expenses.....	251.36
Israel Bettan, traveling expenses.....	50.99
<b>Grand Total—Child Welfare Commission.....</b>	<b>\$ 2,887.91</b>

**RE-CODIFICATION COMMISSION.****152.—Appropriation to pay Salary of the Commission.**

M. G. Sperry, salary 6 months.....	\$ 3,000.00
M. J. Culinan, salary 6 months.....	3,000.00
E. H. Morton, salary 6 months.....	3,000.00
<b>Total.....</b>	<b>\$ 9,000.00</b>

**153.—Appropriation to pay Expenses of the Re-codification Commission, including Compensation of Assistants.**

R. F. Moist, salary 3 months.....	\$ 1,125.00
J. O. Henson, salary 3 months.....	1,125.00
Postage.....	10.00
Typewriter.....	83.03

Six Desks—Cal. F. Young.....	741.72
Twelve Chairs, Cal F. Young.....	433.19
Freight and Express.....	7.42
<b>Total.....</b>	<b>\$ 3,525.36</b>
<b>Recapitulation:</b>	
Salary of Commission.....	\$ 9,000.00
Expenses of Commission.....	3,525.36
<b>Grand Total—Re-codification Commission.....</b>	<b>\$ 12,525.36</b>

#### BUREAU OF NEGRO WELFARE AND STATISTICS.

<b>154.—Appropriation to pay Salary of Director of Bureau.</b>	
T. E. Hill, salary 12 months.....	\$ 3,600.00
<b>155.—Appropriation to pay Traveling and Other Expenses.</b>	
E. O. Fulks, stenographer, salary 12 months.....	\$ 1,500.00
Isaac Noel, Janitor, salary 4 + months.....	90.00
Myra Noel, Janitress, salary 5 months.....	100.00
J. H. Taylor and Henry Burk, housing survey.....	60.00
Postage.....	150.20
Telephone.....	113.64
Hauling—moving office.....	20.00
Office Supplies.....	13.45
Subscription to papers.....	13.50
Clippings—Newspapers.....	20.00
Lettering doors.....	24.60
Charleston Directory.....	10.00
T. E. Hill, Transportation.....	164.08
Hotel and Meals.....	117.75
Registration and Membership Fee.....	7.00
J. C. Gilmore, Traveling Expense.....	28.79
E. O. Fulks, Traveling Expense.....	50.75
G. S. Ruffin, Traveling Expense.....	7.91
<b>Total.....</b>	<b>\$ 2,491.67</b>
<b>Recapitulation:</b>	
Salary of Director.....	\$ 3,600.00
Expense of Bureau.....	2,491.67
<b>Grand Total—Bureau of Colored Welfare and Statistics.....</b>	<b>\$ 6,091.67</b>

#### EMERGENCY APPROPRIATION.

<b>156.—Appropriation to meet Emergencies that arise during the Time the Legislature is not in Session.</b>	
Transfer to Militia for Law and Order.....	\$ 46,712.73
C. & O. R. R., special train, account of marchers....	980.00
Hauling for U. S. Troops, L and O.....	85.90
Tables for U. S. Troops, L. and O.....	26.25
Meals and Laundry, J. B. Kincaid, L. and O.....	23.75
Montgomery and Cales, Burglary Insurance.....	1,328.40
Costs—State vs. Earl Morgan.....	32.35
Costs—State vs. Miller.....	10.35
Costs—State vs. Becker.....	9.25
F. G. Christian, services and expenses, Prohibition Department.....	125.00



Valentine Hatfield, services and expenses, Prohibition Department.....	600.00
C. H. Williams, services, Prohibition.....	64.00
Total.....	\$ 49,997.98

## GENERAL SCHOOL FUND.

- 157.—*Appropriation to Supplement the General School Fund for the purpose of paying in part the increase on Salaries of Teachers and Supervisors.*  
Transfer to General School Fund..... \$ 300,000.00

## EXTRAORDINARY APPROPRIATIONS.

- 158.—*Appropriation for Mrs. Chas. Walker (Husband killed in Capitol Fire).*  
Monthly Assistance, 12 months..... \$ 600.00
- 159.—*Appropriation to pay Interest on Loan.*  
Interest paid on temporary loan..... \$ 5,695.91

## WORLD WAR—SOLDIERS, SAILORS AND MARINES.

- 160.—*Appropriation for the Relief of Sick, Disabled or Indigent Soldiers, Sailors or Marines, residing in West Virginia, who served in the World War.*
- |   |             |
|---|-------------|
| Postage for Legion.....                               | \$ 1,260.00 |
| Wheeling Publicity Bureau, preparing letters.....     | 1,250.00    |
| H. G. Young, Secretary of State, supplied furnished.. | 361.38      |
| M. D. Cummings, services.....                         | 100.00      |
| S. T. Beard.....                                      | 75.00       |
| C. H. Sloan.....                                      | 100.00      |
| W. J. McIntyre.....                                   | 50.00       |
| Ed. McDonough.....                                    | 50.00       |
| Lee Stephenson.....                                   | 100.00      |
| Sot Rouoos.....                                       | 100.00      |
| J. E. Williams.....                                   | 35.00       |
| Jack Underwood.....                                   | 20.00       |
| L. J. Baldwin.....                                    | 75.00       |
| B. F. Maynor (Clothing).....                          | 76.06       |
| E. R. Roe.....  | 100.00      |
| Clifford Wilson.....                                  | 25.00       |
| Clarence Howard.....                                  | 100.00      |
| Leon Marvin.....                                      | 100.00      |
| Chas. R. Given.....                                   | 100.00      |
| Guy Jennings.....                                     | 100.00      |
| Harley Anderson.....                                  | 100.00      |
| Jas. W. Morton.....                                   | 100.00      |
| Jas. Pappas.....                                      | 100.00      |
| A. L. Swiger.....                                     | 100.00      |
| L. E. Marvin.....                                     | 100.00      |
| W. E. Skaggs.....                                     | 100.00      |
| J. C. Furby.....                                      | 100.00      |
| H. C. Cooper.....                                     | 50.00       |
| Bascom Clay.....                                      | 50.00       |
| H. W. Wolf.....                                       | 100.00      |
| D. W. Gillie.....                                     | 100.00      |
| Walter Queen.....                                     | 50.00       |
| L. C. Morrison.....                                   | 50.00       |
| C. G. Simmons.....                                    | 100.00      |
| E. H. Shaffer.....                                    | 100.00      |
| Geo. Clark.....                                       | 100.00      |
| H. R. Plate.....                                      | 75.00       |
| Parley Spinks.....                                    | 75.00       |
| H. R. Bartlett (expense).....                         | 82.87       |
| Thos. C. Cottle.....                                  | 100.00      |

B. M. Knee.....	100.00
O. J. Waugh.....	75.00
Byrl Bass.....	100.00
W. M. Myers.....	50.00
G. L. Bieth.....	75.00
D. B. Knight.....	100.00
Harry Roberts.....	100.00
H. V. Anderson.....	100.00
Howard Pridemore.....	75.00
Elmer Blajr.....	75.00
Z. T. McVey.....	75.00
T. H. Greenlee.....	50.00
O. D. Hartman.....	100.00
D. F. Kiger.....	100.00
Wm. Miller.....	100.00
Newton Thomas.....	75.00
R. E. Layman.....	25.00
Thos. R. Helmick.....	25.00
Homer J. Taylor.....	100.00
Noah Adams.....	100.00
Wm. Cantrell.....	100.00
Lewis L. Rudd.....	75.00
Jas. L. Hannon.....	100.00
C. D. Ritenour.....	50.00
Wm. E. Egan.....	100.00
Allen Cotton.....	100.00
Alonzo Higgins.....	60.00
W. A. Blake.....	50.00
Guy S. Belt.....	50.00
Jas. E. Anderson.....	50.00
John F. Blake.....	50.00
Sherman Bean.....	100.00
W. C. Dye.....	100.00
R. M. Ashcraft.....	100.00
John Baker.....	25.00
Fred L. Daken.....	50.00
Chas. E. McIntosh.....	100.00
Fred F. Gordon.....	50.00
Lawrence H. McConnell.....	100.00
B. B. Bennett.....	50.00
M. J. Gordon.....	50.00
D. C. Jones.....	100.00
Marvin H. Peery.....	100.00
W. A. Kinsley.....	100.00
J. E. Stewart.....	100.00
E. F. Hall.....	75.00
L. J. Walton.....	75.00
Chas. Flannagan.....	100.00
G. W. Joseph.....	100.00
H. E. Mitchell.....	100.00
Alexander Stevenson.....	100.00
H. E. Wertz.....	100.00
Lon D. Frazier.....	100.00
Welzy Frazier.....	100.00
F. F. Schwartz.....	100.00
R. G. Laughead.....	50.00
Jas. F. Stalnaker.....	100.00
Ray Cross.....	50.00
H. E. Strober.....	100.00
C. H. Sloan.....	50.00
W. E. Cochran.....	50.00
J. E. Robinson.....	50.00
Enos Carnes.....	50.00

E. H. Myers.....	50.00
Pasquale Malloman.....	100.00
Jno. P. Dear.....	100.00
Jas. Pappas.....	100.00
Miles O. Johnson.....	100.00
O. W. Steiniger.....	50.00
Russel Campbell.....	100.00
O. O. Williams.....	100.00
Everett Deem.....	50.00
J. F. Marshall.....	100.00
Thos. Likens.....	100.00
Lloyd Rankin.....	100.00
Loren S. Cotten.....	25.00
Benny Smiley.....	75.00
L. H. Deem.....	50.00
C. A. Moran.....	100.00
Clifton Brewer.....	100.00
Melvin Sears.....	100.00
Samuel Price.....	100.00
Harry G. Smith.....	50.00
H. G. Wills.....	100.00
B. H. Bragg.....	75.00
W. C. Yates.....	100.00
Edward Parker.....	50.00
Oliver W. Laughorn.....	50.00
Geo. F. Congrove.....	50.00
John Henthorn.....	100.00
Bruce T. Dunlap.....	50.00
Guy Flesher.....	100.00
John E. Rader.....	100.00
Clarence Sprouse.....	50.00
D. E. Ballard.....	75.00
S. P. Britt.....	50.00
Boyd Williams.....	100.00
Ralph Gerlach.....	100.00
Fred Clagg.....	100.00
Walter Foster.....	50.00
Lee A. Long.....	50.00
Lester Harding.....	50.00
Chas. H. Pappert.....	75.00
E. J. Hannig.....	50.00
Chas. R. Ammons.....	50.00
Clarence Grass.....	100.00
H. L. Strange.....	100.00
S. E. Sharp.....	50.00
Chas. Frazier.....	50.00
Henry J. Harper.....	50.00
Wm. Deem.....	25.00
Wayne England.....	35.00
Thos. N. Hendricks.....	35.00
D. C. Harbour.....	50.00
Robt. Akers.....	50.00
R. L. Williams.....	50.00
Clarence Smith.....	50.00
Benj. Atherton.....	50.00
E. T. Reynolds.....	50.00
D. W. Gillie.....	50.00
N. E. Ritchie.....	50.00
W. D. Johnson.....	50.00
M. O. Miller.....	50.00
E. E. Weaver.....	50.00
Natale Marcomeni.....	50.00
Chas. B. Enos.....	50.00

Albert Anderson.....	50.00
Chas. Anderson.....	50.00
John T. Riley.....	75.00
H. H. Shutts.....	50.00
Raymond Ray.....	35.00
Richmond Allicenco.....	50.00
Floyd Wilson.....	50.00
Alfred Lancaster.....	50.00
Joseph Wood.....	50.00
Harry C. Sprouse.....	65.00
Thos. H. Weirich.....	75.00
Geo. D. Crummitt.....	75.00
Chas. H. Davis.....	75.00
Sollie W. Burch.....	75.00
Chas. J. Habig.....	75.00
R. C. Harless.....	75.00
W. F. Johnson.....	100.00
Alvin Faverty.....	100.00
Chas. Miller.....	100.00
Prentice McKinney.....	100.00
Fred L. Brannen.....	100.00
Boise C. Hall.....	100.00
Carl I. Hill.....	25.00
S. A. Grubbs.....	75.00
John Munsie.....	25.00
Wm. F. Kerns.....	50.00
Harry Hartley.....	75.00
P. S. DeBarr.....	100.00
Geo. W. Wise.....	75.00
Albert Prince.....	25.00
H. M. Schoolcraft.....	75.00
J. F. McDonough.....	25.00
Paul Zuk.....	50.00
Moses Simpkins.....	100.00
Thos. R. Kell.....	75.00
S. H. Lipscomb.....	75.00
R. E. McFadden.....	25.00
Geo. W. Peppert.....	75.00
Otis M. Johnson.....	50.00
Chas. E. Jack.....	75.00
Andrew Sumner.....	50.00
H. J. Taylor.....	100.00
H. J. Cain.....	50.00
H. E. Titchnel.....	100.00
Charles Detroy.....	50.00
Hobart McAllister.....	100.00
Nich Dalmers.....	75.00
Russel Erskin.....	50.00
Hallie R. Gould.....	100.00
Noah Cornwell.....	50.00
Reuben Cornwell.....	75.00
E. R. Roe.....	50.00
R. L. Kidwell.....	75.00
G. C. Williams.....	50.00
Ed Gillespie.....	75.00
D. L. Boyd.....	100.00
L. G. Wallace.....	75.00
H. S. Fetty.....	75.00
W. T. Boland.....	50.00
A. C. Rayburn.....	50.00
Bruce T. Dunlap.....	50.00
Daniel Jones.....	50.00
S. M. Greene.....	75.00

R. C. Lanham.....	25.00
Tas Deeme.....	50.00
R. H. Cobb.....	50.00
Joseph Toney.....	50.00
Geo. Shockey.....	50.00
Cecil Grant.....	50.00
T. W. Morris.....	50.00
Van Buren Deem.....	75.00
E. L. Eddy.....	75.00
H. C. Kidwell.....	75.00
Guy Jackson.....	25.00
Bud Anderson.....	50.00
C. R. Bias.....	100.00
A. J. Jamison.....	75.00
A. G. Stafford.....	100.00
J. B. Gragg.....	50.00
Geo. Nicholas.....	50.00
Eligh Blake.....	35.00
H. F. Miller.....	75.00
A. Masucci.....	100.00
E. E. Layman.....	75.00
Bud Uhl.....	25.00
J. W. Braden.....	25.00
R. S. Hager, Jr.....	50.00
W. R. King.....	50.00
W. M. Caplinger.....	50.00
G. W. Gabel.....	50.00
S. O. Gable.....	75.00
Earl Miller.....	75.00
W. McK. Miller.....	75.00
H. F. Foster.....	35.00
John Ellison.....	50.00
W. A. Hickey.....	50.00
Ernest Evans.....	75.00
Geo. W. Calley.....	35.00
J. S. Kerr.....	35.00
E. W. Patterson.....	35.00
Bernard Knee.....	50.00
W. R. Elkins.....	50.00
Edgar Snider.....	35.00
F. E. Berry.....	50.00
H. H. Hamlin.....	50.00
Geo. Hamlin.....	50.00
L. E. Zimmerman.....	25.00
J. E. Lucas.....	50.00
J. E. Owen.....	75.00
Butler Barton.....	50.00
Ott Payne.....	100.00
Joseph Goneno.....	50.00
A. C. Melatt.....	50.00
Carl Long.....	50.00
W. S. Posten.....	100.00
Randolph Hardy.....	50.00
H. P. Haddox.....	50.00
C. L. Davisson.....	75.00
R. L. Evans.....	50.00
Rayburn Porter.....	50.00
W. M. Palmer.....	75.00
O. L. Montgomery.....	50.00
W. L. McFarland.....	50.00

G. C. Huey.....	50.00
W. H. Collins.....	75.00
W. A. Shield.....	35.00
V. Des Rosches.....	25.00
Archie Roberts.....	65.00
R. W. Wiggins.....	50.00
F. A. Withrow.....	75.00
Mike Diagodic.....	50.00
L. A. Boggess.....	75.00
H. L. Hall.....	50.00
A. T. Glass.....	25.00
J. A. Guy.....	25.00
L. H. Garvey.....	25.00
J. R. Nuchols.....	50.00
W. E. Knott.....	50.00
J. S. Kady.....	25.00
J. A. Howard.....	25.00
R. W. Martin.....	50.00
Orvil Mason.....	50.00
R. W. Howe.....	50.00
A. E. Knicely.....	50.00
J. W. Lynch.....	50.00
Ellet White.....	75.00
Carl Spender.....	50.00
H. C. Reeves.....	50.00
W. J. Fleishman.....	50.00
Jess McAtee.....	50.00
Jas. McCarty.....	75.00
R. E. Johnson.....	35.00
W. E. Hudnall.....	50.00
S. A. Waldo.....	75.00
W. B. Collins.....	100.00
Ivan E. Smith.....	50.00
E. E. Frazier.....	75.00
R. B. Watson.....	75.00
F. R. Sevy.....	50.00
Jacob Seitz.....	50.00
C. B. Casto.....	50.00
Edgar Pauley.....	50.00
Orb James.....	75.00
Geo. F. Hall.....	50.00
Chas. Morrison.....	50.00
Jas. E. Ord.....	50.00
Dilver Roberts.....	35.00
A. W. Stanton.....	40.00
Demma Workman.....	75.00
H. E. Mays.....	50.00
W. P. Maynor.....	75.00
A. C. Moreland.....	25.00
J. L. Keenan.....	75.00
Lon Gibson.....	50.00
F. M. Chapman.....	40.00
E. D. Hudnall.....	50.00
B. E. Winfree.....	50.00
F. L. Howery.....	75.00
R. B. Greathouse.....	25.00
A. C. Gersting.....	50.00
R. L. Donoway.....	50.00
W. P. Dixon.....	50.00
B. L. Dawson.....	50.00

H. V. Bailey	50.00
J. A. Brooks	25.00
W. E. Berry	50.00
W. R. Shackelford	50.00
Albert Stobinski	50.00
H. E. Smith	75.00
J. C. Siburt	50.00
Wm. Seabright	25.00
R. E. Boling	50.00
A. B. Brooks	25.00
O. B. Burns	50.00
James Burns	50.00
J. A. Crabtree	75.00
R. B. Cotter	50.00
C. R. Fankhouser	25.00
D. D. Ridenour	50.00
O. B. Oldaker	25.00
D. W. Tinney	25.00
Lloyd Williams	50.00
E. F. Campbell	75.00
A. P. Campbell	75.00
W. A. Hesser	75.00
H. M. Schoolcraft	15.00
Carmelo Nocera	25.00
Andrew McKee	50.00
J. C. Mathews	50.00
O. H. Gillespie	25.00
Walter Lewis	25.00
W. E. Robertson	100.00
W. J. Pridemore	50.00
J. W. Morton	100.00
E. B. Detmire	25.00
Alfred Dyhre	75.00
C. B. Cochran	75.00
Butler Burton	50.00
J. M. Britt	75.00
Foree Vannatta	50.00
Richard Walton	50.00
R. R. Davis	50.00
G. S. Delaney	75.00
J. O. Harrington	75.00
E. A. Mounts	50.00
A. A. Koon	50.00
H. D. Smallwood	25.00
A. J. Kirkpatrick	35.00
Talbert Getz	50.00
Edgar Pauley	35.00
Ran Davis	50.00
Wm. Crank	50.00
Eugene Ross	50.00
J. W. Johnson	50.00
R. J. Webber	100.00
H. N. Shields	25.00
R. E. Lott	25.00
B. D. Webb	50.00
Elmer Schnelle	25.00
Herman Batsch	25.00
Chas. Buchanan	100.00

Dennie Anderson.....	75.00
B. B. Bennear.....	50.00
G. C. Guyer.....	50.00
Roy Gillespie.....	25.00
W. L. Madera.....	25.00
Roy Martin.....	35.00
O. C. Straight.....	25.00
E. E. Sloan.....	50.00
G. D. Whitman.....	25.00
R. E. Zogg.....	25.00
Scovel Hawkins.....	35.00
E. E. Ingram.....	35.00
A. E. Clark.....	50.00
H. T. Cosner.....	25.00
G. L. McInturf.....	25.00
E. C. Fluharty.....	50.00
Camden Thorn.....	25.00
H. E. Harper.....	25.00
Jas. Green.....	50.00
R. A. Yeager.....	50.00
D. W. Moore.....	50.00
C. L. Dailey.....	50.00
A. C. Gregory.....	100.00
Gus Newhauser.....	10.00
N. C. Adkins.....	50.00
C. O. Balligar.....	35.00
Scott Chapman.....	25.00
M. E. Gain.....	50.00
D. B. Knight.....	25.00
C. L. Lutes.....	25.00
Willie Wright.....	25.00
W. L. Och.....	35.00
M. L. Meadows.....	75.00
R. C. Cosner.....	25.00
John Glover.....	35.00
Geo. W. Larke.....	40.00
H. L. Strange.....	30.00
L. O. Saunders.....	75.00
G. Smith.....	100.00
H. L. Angel.....	50.00
Harry Myers.....	50.00
David Gibson.....	50.00
Brady Fowler.....	50.00
A. E. Underwood.....	50.00
Strother Selbe, Jr.....	25.00
Fred R. Sapp.....	50.00
Oscar Spencer.....	25.00
Louis Stillwell.....	25.00
James Prophet.....	25.00
Harry Ord.....	25.00
S. L. Moses.....	25.00
G. W. McDonald.....	40.00
Sam Laughlin.....	25.00
Paul Holt.....	35.00
G. R. Efaw.....	25.00
W. R. Conrad.....	25.00
R. L. Black.....	25.00
F. L. Brannen.....	75.00
Carmella Jappala.....	50.00
Thos. E. Mears.....	75.00



Edward H. Gibson.....	50.00
J. A. Michael.....	25.00
C. E. McIntosh.....	30.00
E. E. Baker.....	30.00
J. L. McIntosh.....	25.00
H. E. Barker.....	50.00
G. L. Stein.....	25.00
W. E. Howard.....	25.00
Merville Chambers.....	20.00
Max Gordon.....	20.00
Cepes Farnatt.....	30.00
Henry Reed.....	50.00
Norcero Carmelo.....	50.00
Chas. Schwartz.....	50.00
C. W. Ludolph.....	25.00
H. M. Crowe.....	25.00
Q. B. Huffner.....	25.00
Milton Gable.....	25.00
Joseph Clark.....	25.00
O. M. Howard.....	25.00
W. H. McClellan.....	25.00
F. A. French.....	25.00
A. N. Bartlett.....	50.00
C. W. Wichterman.....	50.00
R. D. Wise.....	50.00
Joseph Lapreste.....	50.00
A. W. Heffner.....	50.00
Chester Dawson.....	50.00
Jos. Carone.....	25.00
Clarence Blazier.....	25.00
B. H. Wiseman.....	50.00
Carlsh Pauley.....	20.00
Yale Monroe.....	50.00
J. I. Jones.....	25.00
G. M. Hudnall.....	20.00
Lon D. Frazier.....	50.00
Samuel Hawkins.....	25.00
S. D. Lower.....	50.00
R. E. Lott.....	20.00
E. M. Branham.....	25.00
C. C. Boyd.....	25.00
J. C. Furby.....	50.00
J. B. King.....	25.00
John McDonough.....	20.00
C. A. O'Connell.....	50.00
J. L. Roberts.....	50.00
Hugh Rollins.....	50.00
M. D. Shields.....	25.00
I. E. Smith.....	50.00
H. B. Laughorn.....	20.00
B. H. Shiflet.....	50.00
Walter Lewis.....	50.00
J. C. Davis.....	20.00
Clarence Bell.....	20.00
Earl Megale.....	25.00
C. W. Clifton.....	50.00
James H. Adams.....	35.00
A. M. Schoolcraft.....	25.00
H. W. Persinger.....	20.00
L. H. McConnell.....	50.00
W. H. Miller.....	75.00

Troy Fisher.....	35.00
E. L. Eddy.....	75.00
F. H. Casner.....	50.00
W. J. Fleshman.....	50.00
F. W. Beisner.....	50.00
G. C. Lawson.....	60.00
W. J. Schmitt.....	30.00
H. J. McCarthy.....	50.00
Geo. Sheets.....	50.00
T. M. Arthur.....	75.00
Richwood Miller.....	75.00
J. G. Reinacher.....	50.00
J. E. Pavilkey.....	50.00
R. L. Graham.....	35.00
J. A. Brown.....	50.00
S. G. Becket.....	50.00
V. W. Richardson.....	100.00
J. B. McCarty.....	50.00
W. E. League.....	50.00
Robt. Wheeler.....	25.00
Boyd E. Cain.....	50.00
A. A. Williams.....	40.00
J. G. Cutlip.....	50.00
R. C. Perkins.....	20.00
L. M. Hickman.....	50.00
Patrick Foster.....	35.00
H. L. Frye.....	25.00
M. J. Grove, Jr.....	35.00
A. E. Shinot.....	25.00
W. G. Harmon.....	15.00
Edward Lewis.....	15.00
R. D. Carleton.....	25.00
W. F. Fisher.....	25.00
Bailey Swick.....	20.00
A. D. Williams.....	25.00
C. A. Smith.....	50.00
D. C. Searles.....	100.00
Roscoe Summers.....	25.00
L. E. Richard.....	50.00
L. E. Pritt.....	20.00
O. B. Oldaker.....	25.00
Geo. W. Lawson.....	20.00
H. S. Kitzmiller.....	25.00
H. W. Jones.....	40.00
B. F. James.....	25.00
L. A. Hall.....	20.00
D. E. Bacorn.....	50.00
Harry Brown.....	25.00
Adrine Belcher.....	75.00
Frank Palmer.....	35.00
L. A. Webb.....	25.00
J. W. Hazleton.....	25.00
J. M. Griffiths.....	30.00
W. H. Davis.....	10.00
F. B. Campbell.....	15.00
E. W. Payne.....	10.00
H. C. Cline.....	100.00
Clifford Wilson.....	45.00
Forest Null.....	25.00
A. Dickerson.....	10.00
Emmet Cage.....	10.00
Euthur Branum.....	20.00
L. H. Bailey.....	25.00

J. W. Frye.....	20.00
H. H. Belcher.....	20.00
Chester Dawson.....	50.00
Joseph Yost.....	50.00
G. C. Summer.....	35.00
Harris Schrader.....	50.00
H. L. Sechrist.....	75.00
H. S. Riggle.....	50.00
D. A. Rollins.....	25.00
Henry Phillips.....	75.00
J. L. McDermott.....	35.00
Robt. Morrow.....	50.00
Philip Mangino.....	50.00
Douglas Muncy.....	25.00
F. E. Kismer.....	50.00
J. F. Karmath.....	75.00
C. E. Jack.....	50.00
B. L. Dawson.....	100.00
J. W. Dunn.....	50.00
J. B. Caldwell.....	50.00
Scott Chapman.....	30.00
W. A. Blake.....	40.00
P. R. Braithwait.....	75.00
H. V. Bailey.....	50.00
R. A. Birch.....	75.00
Wyatt Browning.....	25.00
Dan Browning.....	25.00
Cecil Burke.....	40.00
C. W. Buchanan.....	50.00
W. B. Price.....	10.00
C. E. Wright.....	10.00
Willie Smith.....	10.00
H. N. Brown.....	10.00
D. C. Nicely.....	50.00
Geo. Jarrett.....	20.00
R. L. Casto.....	20.00
J. C. Davis.....	50.00
Edgar Pauley.....	25.00
Taylor Works.....	10.00
J. H. Young.....	10.00
Anderson Peck.....	10.00
Edmund Vaughan.....	50.00
F. A. Young.....	100.00
James Elkins.....	50.00
F. L. Perry.....	50.00
C. E. Bishop.....	50.00
N. C. Preston.....	20.00
Geo. Dowden.....	50.00
J. O. Quilden.....	50.00
W. F. Hatfield.....	50.00
W. J. Farris.....	50.00
H. E. Dotson.....	50.00
E. J. Taylor.....	20.00
W. T. Roberts.....	20.00
Reaford Walker.....	30.00
Wm. Nickerson.....	15.00
Wm. Maxwell.....	15.00
R. O. Layton.....	35.00
Wm. Thompson.....	15.00
C. L. Bolin.....	50.00
R. C. Harless.....	75.00
L. C. Morrison.....	50.00
O. F. Paugh.....	20.00

H. M. Parker.....	50.00
O. J. Waugh.....	50.00
Geo. Branam.....	25.00
W. G. Harmon.....	25.00
H. M. Kines.....	20.00
C. R. Devers.....	25.00
Frank Weitzel.....	50.00
E. R. Tallman.....	100.00
Willis Strother.....	15.00
Custer Smith.....	75.00
H. J. Rowe.....	10.00
Rae Miller.....	10.00
W. G. Minor.....	50.00
B. H. Malcomb.....	50.00
D. B. Knight.....	50.00
R. L. Gillespie.....	25.00
F. T. Washington.....	10.00
J. R. Richards.....	25.00
Bruce Payton.....	15.00
Lloyd Rankin.....	75.00
Henry Alloway.....	25.00
Ross Hamrick.....	50.00
D. E. Belcher.....	20.00
C. D. Robinson.....	100.00
Litton Walker.....	10.00
O. E. Glenn.....	15.00
J. H. Young.....	10.00
Jno. Wade.....	20.00
I. D. Hickman.....	25.00
E. T. Reynolds.....	50.00
S. P. Bilka.....	20.00
G. B. Branham.....	25.00
Geo. Sheets.....	50.00
W. L. Rose.....	25.00
Sherman Green.....	15.00
Loam Rogers.....	25.00
C. T. Brewer.....	75.00
W. L. Underwood.....	100.00
Chet Crowder.....	25.00
Alphonse Moore.....	15.00
C. E. Perdum.....	75.00
Parley Spinks.....	75.00
O. B. Oldaker.....	25.00
Roy E. Curtis.....	50.00
I. E. Cottrill.....	50.00
J. F. Hunt.....	50.00
Adam Patrick.....	50.00
Wayne Queen.....	100.00
C. O. Balliger.....	50.00
Jos. Yosy.....	25.00
R. C. Brown.....	25.00
J. E. Holly.....	50.00
C. W. Buckhannon.....	50.00
Wayne Whitt.....	50.00
Tony Dingus.....	50.00
Alfred Robertson.....	50.00
Wm. Morgan.....	50.00
Lyda E. Morgan.....	75.00
Chas. Pappert.....	50.00
John Barber.....	100.00
Alex Flora.....	50.00
Geo. Robinson.....	50.00
Herman Bartsch.....	100.00

J. E. Riffle (refunded next year).....	50.00
M. G. Baker.....	30.00
Reaford Walker.....	20.00
C. H. Carnes.....	50.00
Chester Dawson.....	100.00
W. G. Harmon.....	20.00
N. G. Hiley.....	50.00
H. S. Bowman.....	50.00
H. S. Vanater.....	25.00
Jno. A. Brown.....	25.00
Cornelius Patterson.....	55.00

Grand Total—World War Soldiers, Sailors and  
Marines..... \$ 41,425.31

### PRINTING, BINDING AND STATIONERY.

#### 161.—Appropriation for Printing, Binding and Stationery.

##### Stationery and Supplies:

##### R. P. Andrews Paper Company:

Persian Bond.....	\$ 576.00
Woronoco Bond \$804.00, less refund \$57.50.....	746.50
Arlington Bond.....	609.81
Cranes Bond \$1,155.34, less refund \$68.32.....	1,087.02
Minerco Bond.....	508.96
Certificate Bond.....	202.16
Plain Bond.....	638.32
Hammermill Bond.....	7,222.18
Egg Shell.....	954.14
M. F. Book.....	23,264.78
Hammermill Cover.....	777.05
Granite Cover.....	158.00
Hammermill Ledger.....	109.98
Defender Ledger \$5,741.56, less refund \$56.65....	5,684.91
Byron Weston's Ledger \$1,705.08, less refund \$226.80.....	1,478.28
Regular Tag.....	84.00
Bristol Board \$825.89, less refund \$32.85.....	793.04
Post Card \$198.00, less refund \$84.00.....	114.00
Mimeograph Paper.....	344.43
Onion Skin.....	271.50
Sterling Coated.....	677.58
Snowdrift.....	108.00
Blotter Paper.....	130.00
Strathmore T. W. Paper.....	296.00
Kraft.....	220.08
Safety Paper.....	575.82
Manilla Pads.....	143.44
Manilla Sheets.....	55.00
Note Books.....	487.50
Scratch Pads.....	185.20
White Pads.....	137.81
Envelopes No. 9, \$455.70, less refund \$24.00....	431.70
Envelopes No. 10, \$1,734.58, less refund \$48.60..	1,685.98
Envelopes, 6½x9½.....	316.00
Envelopes, 6¾.....	153.60
Envelopes 9x12.....	56.25
Total.....	\$51,285.02

##### Alling and Corey Company:

Coupon Bond.....	121.30
Persian Bond.....	791.94
Uncle Sam Bond.....	607.64
White Roman Bond.....	80.37

Monarch Bond.....	90.95
R. R. Board.....	28.00
Arena Board.....	17.36
Keystone Cover.....	89.18
Monarch Cover.....	11.62
Defender Ledger.....	254.28
Weston Ledger.....	196.64
Hammermill Safety.....	40.18
M. F. Cumberland Book.....	1,822.45
E. C. Tag.....	84.97
Post Card.....	156.60
Envelopes 11 1/4x14 1/2.....	22.40
Envelopes 5x11 1/2.....	18.35
Envelopes 7 1/2x10 1/2.....	160.27
Envelopes 4 3/8x6 3/4.....	72.98
Envelopes No. 10—O. E.....	29.70
Envelopes Monarch.....	133.43
Total.....	\$ 4,830.61
Abney-Barnes Company:	
Ribbon.....	8.40
Ames Safety Envelopes Co.:	
Red Wallets.....	285.27
Buxton and Skinner:	
Pardon Blanks.....	103.47
Letter Heads and Envelopes.....	90.70
Total.....	\$ 194.17
Brandon Printing Co.:	
Insurance Statements.....	704.50
Bond, Rider, Jackson Co.:	
Kraft Paper.....	44.85
Commercial Paste Co.:	
Water Wells.....	7.06
Paste.....	17.85
Total.....	\$ 24.91
Charleston Engraving Co.:	
Engravings and Half Tones.....	196.91
Charleston Printing Co.:	
Binding.....	247.33
Canton Engraving and Electrotype Co.:	
Half Tones.....	659.52
Courier Journal Printing Co.:	
Letter Heads and Envelopes.....	765.65
Central Ohio Paper Co.:	
Hammermill Bond.....	187.33
White Capitol Bond.....	81.89
Sensation Bond.....	230.01
Inter-state Bond.....	211.56
International Press Bond.....	16.80
Buckeye Cover.....	338.74
White Cover.....	241.82
Cloth Lined Cover.....	95.83
Kraft.....	26.66
Wyandotte Index.....	95.50
Gummed Wrappers.....	17.25
Tags.....	30.60
Letter Heads.....	75.02
Envelopes No. 10.....	310.88
Envelopes 7 1/2x10.....	11.90
Envelopes 10x12.....	107.80
Envelopes 8 1/2x11.....	131.73
Envelopes 9x12.....	34.90
Envelopes Special.....	170.49
Total.....	\$ 2,416.71

<b>C. I. Coffey Book Store:</b>	
Pens.....	35.61
Pencils.....	65.20
Ink.....	20.42
Art Gum.....	.52
Ink Erasers.....	10.80
Pen Holders.....	.85
Letter Trays.....	16.75
Clips.....	.34
Fasteners.....	2.12
Thumb Tacks.....	4.25
Rulers.....	16.58
Tips.....	1.02
Adder Ribbon.....	.85
Blank Books.....	67.73
Waste Baskets.....	46.80
Error.....	3.36
Total.....	\$ 293.20
<b>Cochran's Studio:</b>	
133 Photos of Members of Legislature.....	399.00
<b>Capitol Office Supply Co.:</b>	
Stamp Pads.....	34.50
<b>W. B. Donnally Co.:</b>	
Freight and Drayage.....	2.82
<b>Frankenberg Bros.:</b>	
Tubes for Mailing.....	62.00
<b>Jerome Grass:</b>	
Safety Files.....	45.00
<b>Jasmine Ink Corporation:</b>	
Ink.....	26.00
<b>Lowenstein and Sons:</b>	
Shears.....	23.60
<b>Laird Office Equipment Co.:</b>	
Stencils.....	24.50
Moisteners.....	6.00
Ink Pads.....	1.80
Pencils.....	40.50
Carbon Paper.....	275.00
Typewriter Ribbons.....	610.57
Mimeograph Paper.....	9.50
Yellow Pads.....	9.00
Total.....	\$ 976.87
<b>S. S. Moore Co.:</b>	
Pencils.....	83.75
Pins.....	2.80
Thumb Tacks.....	10.00
Ink.....	78.80
Erasers.....	18.05
Tape.....	.90
Pen Points.....	37.34
Paper Fasteners and Clips.....	97.66
Rubber Bands.....	13.14
Letter Openers.....	16.50
Sealing Wax.....	3.60
Ink Wells.....	117.10
Pencil Sharpeners.....	18.00
Paste.....	14.50
Daters.....	25.05
Stamp Pads.....	34.95
Blank Books.....	43.22
Binder and Index.....	21.70
P. P. Map.....	2.00
Folders and Guides.....	10.25

Pads.....	4.25
No. 505 Sheets.....	.45
Journal Paper.....	3.75
Carbon Paper.....	3.90
Mimeograph Paper.....	7.50
Typewriter Ribbons.....	2.00
Total.....	\$ 671.16
A. W. McCloy Co.:	
Owl Clips.....	14.40
Security Fasteners.....	60.00
Sponges.....	6.80
Pin Trays.....	19.85
Yellow Pencils.....	4.20
Total.....	\$ 105.25
Mathews Storage Co.:	
Storage.....	1,913.09
Freight and Hauling.....	1,992.21
Total.....	\$ 3,905.30
Marlowe and Savage Co.:	
Carbon Paper.....	50.00
McClure Bros.:	
Rubber Stamps.....	3.00
Noyes Thomas Co.:	
Brown Cotton Cloth.....	205.43
Remington Typewriter Co.:	
Typewriter Ribbons.....	44.88
Standatd Printing and Publishing Co.:	
O. K. Fasteners.....	17.15
Southern Stamp and Stationery Co.:	
Stamp Pads.....	36.00
Signature Stamp.....	3.49
Pink Tape.....	8.10
8x13 Plain Sheets.....	68.75
Total.....	\$ 116.34
W. H. Stange Co.:	
Pen Staples.....	109.20
Expansion Envelopes.....	35.20
Total.....	\$ 144.40
Tranzo Envelope Co.:	
Envelopes.....	992.13
Whittaker Paper Co.:	
Heritage Bond.....	235.92
Document Paper.....	85.33
Cloth Lined Cover.....	218.21
Twine.....	177.00
Envelopes.....	388.60
Total.....	\$ 1,105.06
Wheeling News Lithograph Co.:	
Certificates.....	63.50
West Va. Film and Amusement Co.:	
Prints.....	4.00
Cal. F. Young:	
Pencils.....	131.45
Pen Points.....	127.23
Pins.....	33.53
Ink Stands.....	166.10
Ink Pads.....	11.67
Desk Pads.....	160.20
Pencil Sharpeners.....	21.60
Erasers.....	10.70
Glue and Mucilage.....	14.49
Rubber Bands.....	169.28
Typewriter Oil.....	16.50



Sponge Cups.....	12.00
Everhandy Clips.....	6.80
Gold Seals.....	52.20
Paste.....	82.40
Ink.....	89.47
Daters.....	18.85
Pen Racks.....	3.60
Thumb Tacks.....	6.34
Shears.....	85.73
Ideal Moisteners.....	1.40
Paper Fasteners.....	22.40
Eyelets.....	9.75
Clip Boards.....	3.60
Letter Heads and Envelopes.....	1,916.42
Carbon Paper.....	295.30
Record Books.....	70.11
Scratch Pads.....	40.64
Blank Books.....	77.35
No. 1973 Pads.....	47.70
Manilla Pads.....	3.18
Scrap Books.....	3.20
Guides and Folders.....	212.51
Files.....	34.96
Expansion Envelopes.....	210.28
Adding Machine Paper.....	70.00
Manuscript Covers.....	25.50
O. E. No. 3045 Legal Fiber Stock.....	140.00
Onion Skin Paper.....	89.28
Manifold Paper.....	6.00
Engraved Invitations—Governor.....	33.83
Engraved Cards—Governor.....	17.23
Total.....	\$ 4,550.78
J. B. White, rent for storage 12 months.....	1,200.00
American R. R. Express.....	114.64
Nelson Transfer Company.....	26.34

## Tribune Printing Co..

<b>Printing:</b>	
Composition.....	17,268.94
Tokens.....	8,978.74
Quires 7 Cents.....	5,018.15
Quires 2 Cents.....	3,627.50
Letter Heads.....	425.45
Envelopes.....	871.97
Commercial.....	485.08
File Jackets.....	138.00
Cuts and Half Tones.....	13.85
Stock Furnished.....	571.73
Red Ink.....	14.25
Binders and Indexes.....	362.86
Correcting.....	1,317.50
Patterns.....	77.05
Lithograph.....	99.70
Postage.....	.42
Erroneous Payments.....	19.00
Total Printing.....	\$39,290.19
<b>Binding:</b>	
Folding Only.....	1,218.85
Stitching Only.....	21.60
Folding and Stitching.....	2,284.22
Folding and Sewing.....	4,283.53
Pamphlet Binding.....	447.60

Cloth, Gold Back and Side.....	1,496.00
Cloth Cloth Back and Paper Sides.....	534.25
Buckram Gold Back and Side.....	127.50
Buckram.....	1,305.40
Flexible Leather.....	40.00
Morocco.....	20.00
Blank Book.....	840.00
Audits (County and Municipal).....	239.20
Commercial.....	4,533.94
Check Book.....	360.20
Personal Property Books.....	2,712.00
Assessors Books.....	488.40
Requisition Books.....	6.00
Binding Newspaper Files.....	1,044.00
Acts and Journals.....	800.00
Capitation Tickets.....	439.40
Padding.....	249.87
Ruling.....	6,703.10
Perforating.....	454.75
Punching.....	202.96
Gathering.....	125.55
Numbering.....	555.12
Cutting.....	65.87
Tabbing.....	5.00
Binding.....	1,010.15
Indexes.....	54.00
Gumming.....	3.00
Wrapping.....	716.80
Round Corners.....	2.20
Postage.....	.60
Total Binding.....	\$33,391.06
Recapitulation:	
Stationery and Supplies.....	\$ 76,846.20
Printing.....	39,290.19
Binding.....	33,391.06
Grand Total, Printing, Binding and Stationery..	\$ 149,527.45
Less amount refunded by departments whose printing and binding is chargeable to said departments and treated as a disbursement in their expenditures....	11,926.96
Net Total . . . . .	\$ 137,600.49
Classification of the above payments for Printing, Binding and Stationery by principal items:	
Stationery and Supplies:	
Book Paper.....	\$ 25,087.23
Bond Paper.....	14,246.66
Ledger Paper.....	8,678.23
Safety Paper.....	616.00
Wrapping Paper.....	246.74
Sundry Paper.....	2,053.03
Cover and Tag.....	3,341.60
Envelopes.....	2,831.04
Letter Heads and Envelopes.....	5,416.30
Typewriter Ribbons and Typewriter Paper.....	1,287.75
Rent and Storage.....	3,113.09
Freight, Express and Drayage.....	2,136.01
Insurance Blanks.....	704.50
Tablets and Pads.....	1,296.93
Pens, Pencils and Pen Holders.....	525.84
Glue, Paste, Ink and Wells.....	622.28
Sundry Supplies.....	4,642.97

Printing.....	39,290.19
Binding.....	33,391.06
Total.....	\$ 149,527.45

**WEST VIRGINIA LEGISLATURE.****House of Delegates.****162.—Appropriation to pay the Compensation of the Members of the House of Delegates.**

Ninety-four Members at \$500.00 per annum.....	\$ 47,000.00
Less Daugherty, Hayes, McClintic (not drawn).....	1,500.00
Net Total.....	\$ 45,500.00

**163.—Appropriations for the Per Diem of Officers and Attaches House of Delegates.**

W. M. Morris, 60 days \$2.00 per day extra.....	\$ 120.00
Winnie Miller, 60 days \$1.00 per day extra.....	60.00
Percy Harris, 60 days \$1.00 per day extra.....	60.00
Alfred Francis, 112 days \$2.00 per day extra.....	224.00
Roy Epner, 112 days \$2.00 per day extra.....	224.00
Total.....	\$ 688.00

**164.—Appropriation for Contingent Expenses House of Delegates.**

Freight and Hauling.....	\$ 55.00
Drinking Water.....	6.20
Total.....	\$ 61.20

**WEST VIRGINIA STATE LEGISLATURE.****State Senate.****165.—Appropriation to pay the Compensation of the Members of the State Senate.**

Thirty members, \$500.00 per annum.....	\$ 15,000.00
Less Senator Shackelford (not drawn).....	250.00
Net Total.....	\$ 14,750.00

**166.—Appropriation for Contingent Expenses, State Senate.**

Y. M. C. A., Rent of Clerk's Office.....	\$ 425.00
Floyd Morris, Janitor.....	160.58
Office Supplies.....	13.00
Telephone.....	58.97
Freight and Hauling.....	67.55
Senator E. H. Morton, Expense Road Law Committee.....	91.35
Senator J. A. Bloch, expense Road Law Committee..	55.96
Total.....	\$ 872.41

**Recapitulation:****House of Delegates:**

Compensation of Members.....	\$45,500.00	
Per Diem Officers and Attaches.....	688.00	
Contingent Expenses.....	61.20	\$ 46,249.20

**State Senate:**

Compensation of Members.....	\$14,750.00	
Contingent Expenses.....	872.41	15,622.41

Grand Total—Legislature.....	\$ 61,871.61
------------------------------	--------------

RECAPITULATION OF DISBURSEMENTS BY OTHERS THAN  
STATE BOARD OF CONTROL, OUT OF "STATE FUND, GEN-  
ERAL REVENUE," DURING THE YEAR ENDING JUNE 30,  
1922

Auditor's Office.....	\$ 66,883.10
Auditor's Office, Insurance Department.....	14,863.29
Attorney General's Office.....	33,635.22
Governor's Office.....	14,500.00
Pardon Attorney's Office.....	5,852.43
Governor's Mansion and Grounds.....	3,324.14
Civil Contingent Fund.....	13,073.11
Treasurer's Office.....	31,323.55
Secretary of State's Office.....	26,000.00
Department of Agriculture.....	103,237.67
Supreme Court.....	103,268.36
Circuit Courts.....	129,060.70
State Law Library.....	7,859.60
Criminal Charges.....	85,000.00
State Tax Commissioner's Office.....	39,041.34
State Tax Commissioner, Accounting Department.....	23,881.05
State Tax Commissioner, Business-Profession Tax.....	56,720.81
State Tax Commissioner, Assessment Bureau.....	23,172.44
Commissioner of Prohibition.....	51,639.34
Public Service Commissioners, Salaries.....	18,000.00
Workmen's Compensation Commissioner, Salary.....	6,000.00
Adjutant General's Office—Militia.....	24,016.51
Department of Mines.....	115,331.36
Department of Commissioner of Banking.....	30,591.17
Bureau of Labor.....	31,807.72
Department of Archives and History.....	12,215.38
State Health Department.....	74,559.01
Labor Fund, Capitol Building.....	26,261.16
Capitol Building and Grounds.....	37,132.57
Capitol and Office Building.....	47,938.67
New Mansion.....	66,469.20
Temporary Capitol Building and Equipment.....	24,719.97
Publishing List of Delinquent Corporations.....	248.00
Keeper of the Rolls.....	300.00
Legislative Hand Book.....	8,000.00
Virginia Debt Expense.....	45.44
Relief of Soldiers, Sailors and Marines.....	41,425.31
Emergency Fund.....	49,997.98
State Sinking Fund.....	7,954.67
Recodification Commission.....	12,525.36
Child Welfare.....	2,887.91
Bureau of Negro Welfare.....	6,091.67
Oil and Gas Tax Transportation Litigation.....	15,718.31
Expense of Suit, Pa. and Ohio vs. W. Va.....	7,975.56
Assistance for Widow of Chas. Walker.....	600.00
Interest on Temporary Loan.....	5,695.91
Supplement General School Fund.....	300,000.00
Printing, Binding and Stationery.....	137,600.49
West Virginia State Legislature.....	61,871.61
<b>Total.....</b>	<b>\$ 2,006,317.09</b>

## DEPARTMENT OF PUBLIC SAFETY.

## Department of Public Safety disbursed on approval of State Board of Control.

167.—Appropriation to pay Expenses of the Department of Public Safety.

Jackson, Arnold, Superintendent, salary 12 months..	\$ 3,961.08
C. S. Bodimer, Bookkeeper, salary 12 months.....	2,061.10
E. R. Linden, Stenographic Services.....	148.33
R. G. Withrow, Janitor, salary 3 months.....	300.00
George Gray, Janitor, salary 9 months.....	900.00
Company A:	
W. W. White, Captain, salary 11 months.....	2,200.00
J. E. Rinehart, Lieutenant, salary 7 months.....	1,225.00
Jack Kings, Lieutenant, salary 4 months.....	700.00
C. W. Smith, Sergeant, salary 2 months.....	219.11
E. E. Barb, Sergeant, salary 12 months.....	1,423.61
O. R. Ruth, Sergeant, salary 12 months.....	1,329.16
W. H. Driver, Sergeant, salary 2 months.....	203.33
W. L. Hayes, Sergeant, salary 12 months.....	1,348.33
Elwin Moran, Sergeant, salary 5 months.....	600.00
Elwin Moran, Private, salary 7 months.....	745.33
R. E. Bryner, Corporal, salary 12 months.....	1,366.39
A. W. Kemper, Corporal, salary 5 + months.....	570.56
L. W. Walker, Corporal, salary 12 months.....	1,241.65
W. D. Armstrong, Corporal, salary 11 months.....	1,188.33
J. D. Squires, Corporal, salary 12 months.....	1,298.33
D. R. Brown, Corporal, salary 1 + month.....	132.00
C. M. Arbogast, Corporal, salary 1 month.....	110.00
C. M. Arbogast, Private, salary 11 months.....	1,088.33
V. L. Adams, Private, salary 12 months.....	1,188.33
A. L. Amey, Private, salary 9 + months.....	920.00
H. C. Bee, Private, salary 10 + months.....	1,036.67
R. D. Bennett, Private, salary 7 + months.....	733.33
H. R. Burr, Private, salary 9 months.....	903.33
C. W. Brown, Private, salary 4 months.....	400.00
G. P. Chidester, Private, salary 12 months.....	1,203.33
C. W. Chipps, Private, salary 11 months.....	1,093.33
J. R. Collier, Private, salary 12 months.....	1,166.66
Rosser Cox, Private, salary 3 + months.....	306.66
O. F. Culver, Private, salary 3 + months.....	360.83
B. C. Camp, Private, salary 3 + months.....	380.00
Fred Currance, Private, salary 4 months.....	400.00
F. D. Davis, Private, salary 12 months.....	1,188.33
C. L. Dove, Private, salary 2 months.....	263.33
G. B. Donalds, Private, salary 1 month.....	100.00
A. L. Dempsey, Private, salary part month.....	66.67
B. E. Engle, Private, salary 7 + months.....	763.33
C. J. Fast, Private, salary 3 + months.....	366.67
Robt. Gum, Private, salary 2 months.....	200.00
C. W. Hissem, Private, salary 12 months.....	1,188.33
T. E. Helfrick, Private, salary 9 + months.....	951.66
Wm. Hunter, Private, salary 10 + months.....	1,096.67
Emery Hypes, Private, salary part month.....	46.67
E. C. Hall, Private, salary 9 months.....	900.00
W. M. Keenan, Private, salary 1 month.....	100.00
H. E. Martin, Private, salary 9 + months.....	966.67
J. R. Mayner, Private, salary 3 + months.....	326.67
Arnold Moore, Private, salary 12 months.....	1,237.16
V. R. Murphy, Private, salary 9 + months.....	993.33
C. C. McMillon, Private, salary 12 months.....	1,188.33
Paul McClung, Private, salary 1 month.....	100.00
C. D. Nestor, Private, salary 12 months.....	1,188.33
C. E. Ney, Private, salary 3 months.....	288.33

C. S. Ogden, Private, salary 8 months.....	800.00
Jas. O'Brien, Private, salary 3 months.....	300.00
S. W. Patterson, Private, salary 4 + months.....	453.33
R. L. Pyle, Jr., Private, salary 9 + months.....	973.33
G. W. Ross, Private, salary 3 months.....	300.00
W. D. Sheppard, Private, salary 3 months.....	390.00
H. G. Smith, Private, salary 12 months.....	1,188.33
H. C. Swenson, Private, salary 10 months.....	1,086.67
Harry Sexton, Private, salary 1 + month.....	140.00
A. D. Smyth, Private, salary 8 months.....	800.00
Herbert Swiger, Private, salary 7 months.....	700.00
Anthony Scalise, Private, salary 2 months.....	200.00
E. M. Spilman, Private, salary 1 month.....	100.00
P. F. Thomas, Private, salary 12 months.....	1,188.33
Saverio Tangari, Private, salary 2 months.....	200.00
C. A. Weir, Private, salary 10 + months.....	1,006.67
Ed Wilson, Private, salary 4 months.....	388.33
J. W. Wooddell, Private, salary 12 months.....	1,225.83
H. A. Woodford, Private, salary 8 + months.....	813.33
R. L. Woolfer, Private, salary 4 months.....	400.00
Company B:	
J. R. Brockus, Captain, salary 12 months.....	2,376.67
J. E. Rinehart, Lieutenant, salary 4 months.....	700.00
Davis Peterson, First Sergeant, salary 12 months.....	1,488.33
Sam Taylor, Sergeant, salary 12 months.....	1,425.28
S. P. Jennings, Sergeant, salary 12 months.....	1,423.61
C. H. Jeffries, Sergeant, salary 12 months.....	1,410.56
N. G. Rodes, Sergeant, salary 2 + months.....	238.28
Elmer Cubin, Corporal, salary 12 months.....	1,362.23
W. W. Creasy, Corporal, salary 12 months.....	1,307.56
C. A. Dodge, Corporal, salary 2 months.....	198.33
C. C. Ward, Corporal, salary 12 months.....	1,298.33
Sam Dooley, Corporal, salary 9 months.....	990.00
Sam Dooley, Private, salary 3 months.....	288.33
Thos. Barton, Corporal, salary 9 months.....	993.50
Thos. Barton, Private, salary 3 months.....	288.33
W. F. Adkins, Private, salary part month.....	65.00
Sanford Brewer, Private, salary 5 + months.....	593.33
C. R. Beirne, Private, salary part month.....	50.00
O. J. Butler, Private, salary 1 month.....	100.00
B. M. Ball, Private, salary 4 + months.....	408.33
H. Browning, Private, salary 3 + months.....	343.33
Ben Bartram, Private, salary 12 months.....	1,188.33
J. A. Bowles, Private, salary 9 + months.....	938.33
Jas. Bayne, Private, salary 1 month.....	100.00
Carl Broyles, Private, salary 4 months.....	400.00
Claud Clark, Private, salary 2 + months.....	208.33
Ermile Clark, Private, salary 12 months.....	1,188.33
W. J. Combs, Private, salary 7 months.....	700.00
W. B. Curtis, Private, salary 1 + month.....	115.00
J. H. Cummings, Private, salary 4 months.....	388.33
F. C. Cunningham, Private, salary 7 + months.....	730.00
H. A. Deem, Private, salary 11 + months.....	1,098.33
W. R. Dodson, Private, salary 2 + months.....	208.33
G. A. Dudding, Private, salary 2 months.....	188.33
Clarence Dye, Private, salary 11 + months.....	1,110.00
W. F. Everitt, Private, salary 1 + month.....	126.67
J. F. Gillespie, Private, salary 8 + months.....	896.67
E. E. Godfrey, Private, salary 12 months.....	1,191.33
G. B. Godfrey, Private, salary 12 months.....	1,188.33
J. B. Greever, Private, salary 12 months.....	1,208.00
C. S. Hamer, Private, salary 12 months.....	1,188.33
C. E. Hawks, Private, salary 12 months.....	1,195.33

R. H. Hensley, Private, salary 1 + month.....	196.67
R. V. Herndon, Private, salary 2 + months.....	208.33
Crit Hall, Private, salary 5 + months.....	526.67
Clarence Hall, Private, salary 1 + month.....	130.00
H. P. Horton, Private, salary part month.....	46.67
Ernest Hatfield, Private, salary part month.....	76.67
Geo. Inscore, Private, salary 12 months.....	1,168.33
A. O. Keenan, Private, salary 6 + months.....	630.00
Lonnie Lester, Private, salary 8 + months.....	841.66
G. C. Lewis, Private, salary 2 + months.....	233.34
C. A. Langdon, Private, salary 4 + months.....	453.33
L. L. May, Private, salary 11 + months.....	1,098.33
H. L. McCoy, Private, salary 12 months.....	1,188.33
I. O. Mounts, Private, salary 12 months.....	1,188.33
C. E. Meador, Private, salary 12 months.....	1,178.33
J. L. Murphy, Private, salary 5 + months.....	545.00
Beecher McMullen, Private, salary 8 + months.....	870.00
Carl Moore, Private, salary 4 months.....	400.00
L. M. Merida, Private, salary part month.....	56.67
Riley Mead, Private, salary part month.....	65.00
O. C. Newman, Private, salary 12 months.....	1,188.33
Albert Nicholas, Private, salary 12 months.....	1,188.33
G. E. Nugen, Private, salary 7 months.....	723.33
Jas. O'Brien, Private, salary 9 months.....	883.33
Clay Peterson, Private, salary 9 + months.....	933.33
Jno. Pinson, Private, salary 11 + months.....	1,163.33
S. H. Pettry, Private, salary 7 months.....	688.33
Corlous Pratt, Private, salary 6 + months.....	630.00
Norman Preston, Private, salary part month.....	55.00
F. M. Ratliff, Private, salary 10 + months.....	1,046.67
Luther Richards, Private, salary 12 months.....	1,188.33
Jay Rowe, Private, salary 12 months.....	1,188.33
Robt. Roberts, Private, salary 7 + months.....	790.00
Chas. Ratliff, Private, salary 4 + months.....	440.00
Owen Shaffer, Private, salary 2 + months.....	208.33
Thos. Shortridge, Private, salary 9 + months.....	960.00
M. B. Streagle, Private, salary 11 + months.....	1,168.33
C. T. Swift, Private, salary 12 months.....	1,188.33
C. A. Tickel, Private, salary 12 months.....	1,188.33
H. G. Thacker, Private, salary 11 months.....	1,088.33
J. D. Watts, Private, salary 11 + months.....	1,168.33
C. A. Weir, Private, salary 1 month.....	100.00
Coy Wallin, Private, salary part month.....	50.00
Roy Walker, Private, salary part month.....	15.00
J. W. Whisman, Private, salary part month.....	65.00
O. G. Wiley, Private, salary part month.....	65.00
Company C:	
Thos. Norton, Captain, salary 11 + months.....	\$ 2,150.00
M. B. Lilly, Lieutenant, salary 11 months.....	1,925.00
W. D. Armstrong, Sergeant, salary 1 month.....	115.00
W. D. Driver, Sergeant, salary 1 month.....	115.00
Jack Kings, Sergeant, salary 7 months.....	778.33
Lloyd Layman, Sergeant, salary 11 months.....	1,238.33
C. W. Smith, Sergeant, salary 10 months.....	1,196.50
Wm. Swift, Sergeant, salary 1 + month.....	176.33
J. C. Belcher, Corporal, salary 8 + months.....	944.40
C. A. Dodge, Corporal, salary 1 + month.....	187.84
C. T. Reynolds, Corporal, salary 12 months.....	1,361.39
M. M. Rarden, Corporal, salary 1 month.....	110.00
H. M. Alderson, Private, salary 1 month.....	88.33
Troy Alkire, Private, salary 11 + months.....	1,175.83
E. M. Adkins, Private, salary 9 + months.....	986.67
W. S. Arthur, Private, salary 5 + months.....	590.00

J. W. Amick, Private, salary part month.....	18.50
A. A. Allen, Private, salary 3 + months.....	336.67
J. R. Bane, Private, salary 3 months.....	288.33
F. C. Bennett, Private, salary 11 + months.....	1,155.83
C. W. Broyles, Private, salary 3 months.....	288.33
G. W. Busch, Private, salary 12 months.....	1,183.33
Levi Bullion, Private, salary 8 + months.....	886.67
Harry Benedick, Private, salary part month.....	50.00
W. P. Bacon, Private, salary part month.....	63.33
R. V. Boyles, Private, salary 1 + month.....	103.33
C. D. Baccus, Private, salary 2 + months.....	246.67
R. A. Borrer, Private, salary 1 + month.....	143.33
C. W. Brown, Private, salary 2 + months.....	233.33
D. R. Brown, Private, salary 1 + month.....	186.67
E. M. Browning, Private, salary part month.....	76.67
P. S. Brandt, Private, salary part month.....	96.67
L. E. Black, Private, salary 4 + months.....	416.67
Wyatt Brandon, Private, salary 3 + months.....	396.67
G. E. Bulmor, Private, salary part month.....	33.33
Russel Carte, Private, salary 12 months.....	1,188.33
W. H. Crisley, Private, salary 12 months.....	1,188.33
W. C. Caplinger, Private, salary 11 + months.....	1,185.83
C. C. Conway, Private, salary 12 months.....	1,188.33
Grade Cook, Private, salary 11 + months.....	1,147.00
Jas. J. Cook, Private, salary 10 + months.....	1,040.00
C. D. Cook, Private, salary 1 + month.....	160.00
Robt. Cochran, Private, salary 2 + months.....	195.00
Fred Currance, Private, salary 4 + months.....	426.67
F. C. Crawford, Private, salary 3 + months.....	333.33
J. H. Cummings, Private, salary 1 + month.....	183.33
E. O. Dudorics, Private, salary 3 + month.....	356.67
G. W. Durst, Private, salary part month.....	36.67
C. H. Dawson, Private, salary 2 + months.....	218.33
Newton Dickey, Private, salary part month.....	66.67
G. B. Donald, Private, salary 1 + month.....	170.00
W. C. Dowell, Private, salary part month.....	40.00
C. B. Eaton, Private, salary 3 + months.....	383.33
J. F. Easter, Private, salary 8 + months.....	890.00
Victor Fluhardy, Private, salary 12 months.....	1,188.33
L. F. Funk, Private, salary 5 + months.....	588.33
A. L. Fife, Private, salary 2 + months.....	293.33
Thos. Flowers, Private, salary part month.....	83.33
R. L. Grim, Private, salary 6 + months.....	673.33
A. F. Grimes, Private, salary 3 + months.....	330.83
F. H. Gibson, Private, salary 9 + months.....	983.33
I. H. Grimes, Private, salary part month.....	70.00
R. A. Graham, Private, salary part month.....	53.33
C. S. Hunt, Private, salary part month.....	76.67
E. C. Hall, Private, salary 3 months.....	288.33
J. H. Hatfield, Private, salary 6 + months.....	630.00
A. O. Harper, Private, salary 6 + months.....	606.67
C. C. Hopkins, Private, salary 6 + months.....	668.33
C. H. Hickman, Private, salary 6 + months.....	630.00
R. A. Hazlett, Private, salary 6 + months.....	646.67
Hubbard Harper, Private, salary 8 + months.....	856.67
R. E. Hypes, Private, salary part month.....	63.33
Roy Hicks, Private, salary 1 + month.....	153.33
Guy Hersman, Private, salary 4 + months.....	483.33
J. W. Hazleton, Private, salary 2 + months.....	240.00
H. F. Hilger, Private, salary part month.....	76.67
J. C. Jones, Private, salary 9 + months.....	940.00
W. M. Keenan, Private, salary 4 + months.....	483.33
Jas. Kaplings, Private, salary 2 + months.....	205.00



Chas. A. Lawson, Private, salary 3 + months.....	323.33
W. H. Licklider, Private, salary 5 + months.....	580.00
J. J. Linkhart, Private, salary 8 + months.....	840.00
R. C. Lanham, Private, salary part month.....	15.00
Obie Mason, Private, salary part month.....	60.00
Liamon Martin, Private, salary 12 months.....	1,188.33
H. E. Martin, Private, salary 1 month.....	100.00
J. K. Murray, Private, salary 8 + months.....	795.00
L. F. Meyers, Private, salary 3 + months.....	308.33
J. F. Morris, Private, salary 2 + months.....	240.00
C. D. Mahone, Private, salary part month.....	20.00
Paul McClung, Private, salary 5 + months.....	533.33
K. L. May, Private, salary 1 + month.....	103.33
V. R. Murphy, Private, salary 1 month.....	100.00
Kendal May, Private, salary part month.....	66.67
W. B. McCoy, Private, salary 1 month.....	100.00
Raybert Neese, Private, salary part month.....	80.00
F. D. Patrick, Private, salary 10 + months.....	1,096.67
H. E. Pomroy, Private, salary 11 + months.....	1,163.34
L. E. Proudfoot, Private, salary 11 + months.....	1,163.33
O. P. Pruetto, Private, salary 3 + months.....	360.00
J. M. Pettrell, Private, salary part month.....	93.33
R. H. Rose, Private, salary part month.....	26.67
Doc Rose, Private, salary 11 + months.....	1,213.50
M. M. Rardon, Private, salary 11 months.....	1,088.33
H. C. Robinson, Private, salary 6 + months.....	613.33
R. H. Rankin, Private, salary part month.....	66.67
J. B. Shrewsberry, Private, salary 3 + months.....	366.67
Granville Shipler, Private, salary 9 + months.....	916.67
L. C. Simons, Private, salary 3 + months.....	336.67
H. M. Sigler, Private, salary part month.....	23.33
A. E. Stine, Private, salary 7 + months.....	751.50
Wm. Swift, Private, salary 6 + months.....	613.33
D. R. Smith, Private, salary 5 + months.....	538.33
Anthony Scalise, Private, salary 7 + months.....	753.33
A. D. Smith, Private, salary 1 + month.....	163.33
T. Sternick, Private, salary 1 + month.....	146.67
H. R. Stasil, Private, salary 4 + months.....	403.33
Jno. Schrader, Private, salary part month.....	96.67
B. E. Shipp, Private, salary 2 + months.....	230.00
E. M. Spilman, Private, salary 2 + months.....	213.33
O. F. Sheets, Private, salary part month.....	26.67
Clyde Smith, Private, salary part month.....	43.33
Boyd Thomas, Private, salary part month.....	66.67
Saverio Tangaari, Private, salary 7 + months.....	753.33
W. J. Trail, Private, salary 4 + months.....	446.67
S. S. Thorn, Private, salary 2 + months, \$293.34, less refund \$100.00.....	193.34
Clyde Thornton, Private, salary 6 + months.....	626.67
Gordon Thorn, Private, salary 3 + months.....	336.67
T. P. Townsend, Private, salary part month.....	50.00
David Tamplin, Private, salary part month.....	23.33
V. S. Vaughn, Private, salary part month.....	20.00
L. L. Waugh, Private, salary 11 + months.....	1,175.83
J. E. Whitt, Private, salary part month.....	20.00
O. L. Wiley, Private, salary 2 + months.....	246.67
O. L. Whittington, Private, salary 1 + month.....	140.00
R. L. Woofter, Private, salary 4 + months.....	403.33
J. T. Wagner, Private, salary part month.....	33.33
J. F. Webb, Private, salary 4 + months.....	406.67
M. R. Woods, Private, salary 3 + months.....	356.67
G. R. Wright, Private, salary 3 + months.....	390.00

## Company D:

V. W. Midkiff, Captain, salary 9 months.....	1,800.00
H. N. Rexroad, Lieutenant, salary 3 + months.....	528.89
Jack Kings, Lieutenant, salary 1 month.....	175.00
Lloyd Layman, Sergeant, salary 1 month.....	115.00
H. A. Brown, Sergeant, salary 12 months.....	1,408.28
W. H. Pittsburg, Private, salary 11 months.....	1,261.17
W. S. Baker, Sergeant, salary 1 + month.....	195.83
C. L. Calhoun, Sergeant, salary 1 + month.....	115.61
W. D. Driver, Sergeant, salary 9 months.....	1,035.00
E. L. Moyers, Sergeant, salary 5 months.....	575.00
E. L. Moyers, Corporal, salary 4 months.....	440.00
R. R. Manown, Corporal, salary 5 months.....	550.00
S. L. Reed, Corporal, salary 9 months.....	990.00
R. A. Moody, Corporal, salary 9 months.....	990.00
H. E. Wilson, Corporal, salary 5 months.....	550.00
A. D. Southworth, Corporal, salary 3 + months.....	359.33
G. E. Gardner, Corporal, salary 1 month.....	110.00
I. N. Ayers, Private, salary 3 + months.....	308.33
H. E. Baker, Private, salary 11 months.....	1,096.67
H. E. Barthlow, Private, salary 12 months.....	1,188.33
L. R. Bailey, Private, salary 3 + months.....	350.00
Wm. Belcher, Private, salary 12 months.....	1,188.33
L. H. Black, Private, salary 11 + months.....	1,165.00
Guy Bolt, Private, salary 4 + months.....	490.00
E. A. Bray, Private, salary 3 + months.....	323.33
W. G. Brown, Private, salary 10 + months.....	1,093.33
J. E. Boggs, Private, salary part month.....	30.00
C. S. Bush, Private, salary part month.....	95.83
H. L. Baker, Private, salary 9 + months.....	953.33
W. P. Bacon, Private, salary 8 months.....	800.00
W. H. Crumberledge, Private, salary 6 months.....	600.00
W. E. Crouser, Private, salary 6 + months.....	610.00
Victor Cabbage, Private, salary 8 + months.....	841.66
E. R. Campbell, Private, salary 2 + months.....	255.00
W. E. Carroll, Private, salary 5 + months.....	530.00
Garland Crites, Private, salary 4 months.....	388.33
J. O. Crowley, Private, salary 1 + month.....	121.66
H. A. Coontz, Private, salary 6 + months.....	683.33
W. I. Cross, Private, salary 7 + months.....	716.67
Jno. H. Cummings, Private, salary 1 month.....	100.00
A. L. Dempsey, Private, salary 2 months.....	188.33
E. F. Damron, Private, salary 9 + months.....	910.00
S. Frie,s Private, salary 3 + months.....	390.00
I. H. Grimes, Private, salary 7 months.....	700.00
M. J. Good, Private, salary 9 + months.....	960.00
G. R. Gardner, Private, salary 11 months.....	1,088.33
R. A. Graham, Private, salary 8 months.....	800.00
C. G. Hilghman, Private, salary 3 + months.....	311.66
W. E. Howard, Private, salary 6 months.....	588.33
J. B. Hemmings, Private, salary part month.....	76.66
H. H. Haynes, Private, salary 2 + months.....	160.00
A. H. Hager, Private, salary 6 + months.....	686.67
E. C. Hicks, Private, salary 4 months.....	400.00
W. B. Henderson, Private, salary 2 + months.....	273.34
P. J. Ingle, Private, salary 3 months.....	300.00
C. D. Kesterton, Private, salary 11 months.....	1,100.00
W. M. Kelly, Private, salary part month.....	26.67
W. L. Lively, Private, salary 1 + month.....	156.67
Earl Limbert, Private, salary 12 months.....	1,188.33
M. E. Lott, Private, salary 12 months.....	1,188.33
M. R. Manown, Private, salary 7 months.....	688.33
A. H. Marschmer, Private, salary 1 + months.....	196.67

R. A. Moody, Private, salary 2 + months.....	236.67
Carl Moore, Private, salary 8 months.....	788.33
E. L. Moyer, Private, salary 3 months.....	288.33
Hansford McDaniel, Private, salary 1 + months....	173.33
Obie P. Mason, Private, salary 8 months.....	800.00
Guthrie Noe, Private, salary 1 + month.....	161.66
C. G. Naigel, Private, salary 3 + months.....	313.33
L. W. Ott, Private, salary 1 + month.....	128.33
C. S. Ogden, Private, salary 3 + months.....	365.00
J. W. Platt, Private, salary 7 + months.....	750.00
Fred Perry, Private, salary 8 + months.....	810.00
Cedric Plymale, Private, salary part month.....	23.33
S. W. Patterson, Private, salary 6 months.....	600.00
G. W. Ross, Private, salary 3 + months.....	333.33
S. L. Reed, Private, salary 3 months.....	288.33
H. M. Sigler, Private, salary 4 months.....	388.33
J. T. Shackelford, Private, salary 9 + months.....	906.67
Elmer Stepp, Private, salary 11 + months.....	1,136.67
W. M. Sydenstricker, Private, salary 12 months.....	1,188.33
A. D. Southworth, Private, salary 2 + months.....	243.33
G. G. Springston, Private, salary 2 + months.....	236.66
E. C. Stout, Private, salary 7 + months.....	750.00
John Schrader, Private, salary 6 months.....	600.00
C. B. Saterfield, Private, salary 6 + months.....	610.00
D. R. Smith, Private, salary 1 month.....	100.00
W. D. Taylor, Private, salary 11 + months.....	1,163.33
Z. W. Taylor, Private, salary 10 + months.....	1,086.67
David Templin, Private, salary 2 + months.....	283.33
C. M. Thurston, Private, salary 6 + months.....	626.67
C. W. Thornton, Private, salary 1 month.....	100.00
Carl Vandevanter, Private, salary 7 + months.....	738.33
C. I. Whitten, Private, salary 5 + months.....	596.67
Elwood Wilson, Private, salary 8 months.....	800.00
W. N. Williams, Private, salary part month.....	20.00
J. C. Ward, Private, salary 12 months.....	1,188.33
H. E. Wilson, Private, salary 7 months.....	688.33
Howard Wilson, Private, salary 2 months.....	188.33
R. B. Weekly, Private, salary 2 + months.....	273.33
Total Salaries.....	\$246,190.22
Traveling Expense:	
Jackson Arnold, Transportation.....	272.86
Hotel and Meals.....	351.27
Telephone and Telegraph.....	12.00
Gasoline and Oil.....	22.95
Cartridges.....	1.90
Subsistence and Traveling Expense:	
V. L. Adams.....	429.38
A. L. Amey.....	14.63
C. M. Arbogast.....	27.90
Troy Alkire.....	39.10
E. M. Adkins.....	20.55
W. D. Armstrong.....	158.55
W. S. Arthur.....	4.65
Wyatt Brandon.....	16.00
Wm. P. Bacon.....	110.25
C. W. Brown.....	31.70
D. R. Brown.....	19.76
H. E. Baker.....	124.60
E. E. Barbe.....	145.63
R. E. Bryner.....	394.42
H. C. Bee.....	204.00
B. D. Bennett.....	23.00
H. R. Burr.....	44.90

J. R. Brockus.....	345.97
B. M. Ball.....	5.25
E. W. Browning.....	3.80
J. C. Belcher.....	22.60
Jas. R. Bane.....	13.65
F. C. Bennett.....	35.50
C. W. Brogles.....	29.40
H. L. Baker.....	18.60
H. E. Barthlow.....	22.25
L. R. Bodey.....	5.06
Wm. Belcher.....	14.10
L. H. Black.....	10.65
Guy Bolt.....	9.05
E. A. Bray.....	15.00
W. G. Brown.....	271.50
H. A. Brown.....	281.15
C. S. Bodinner.....	92.25
W. S. Baker.....	44.00
G. P. Chedester.....	37.43
C. W. Chipp.....	51.38
J. R. Collier.....	394.35
H. C. Coontz.....	10.05
Wm. I. Cross.....	90.50
Emil Clark.....	5.25
J. H. Cummings.....	30.50
Elmire Cubine.....	5.50
W. W. Creasey.....	32.55
W. H. Caplinger.....	72.80
Rusel Carte.....	117.42
W. H. Crisley.....	39.95
C. C. Conway.....	27.65
Grade Cook.....	80.52
C. L. Calhoun.....	16.35
Victor Cabbage.....	19.00
W. E. Carroll.....	23.20
J. O. Crowley.....	55.83
J. J. Cook.....	27.70
W. E. Crouser.....	11.70
Wm. D. Driver.....	169.96
F. D. Davis.....	40.99
C. L. Dove.....	8.50
W. R. Dodson.....	16.75
Sam Dooley.....	145.35
C. H. Dawson.....	27.10
A. L. Dempsey.....	50.95
E. O. Dudories.....	24.64
B. E. Engle.....	41.96
J. F. Easter.....	60.95
Victor Fluharty.....	173.15
L. F. Farris.....	178.95
R. L. Grim.....	19.70
R. A. Graham.....	15.75
I. H. Grimes.....	223.20
G. B. Godfrey.....	13.30
G. D. Gardner.....	22.25
Frank Gibson.....	71.15
G. R. Gardner.....	45.80
R. B. Gum.....	6.08
W. L. Hayes.....	147.38
C. W. Hissem.....	300.35
T. E. Helfrick.....	15.99
Wm. Hunter.....	25.85
H. F. Hillyer.....	1.65

Guy A. Hersman.....	41.91
Samuel Hallman.....	41.50
E. C. Hall.....	66.98
C. C. Hopkins.....	24.10
W. B. Henderson.....	12.75
A. H. Hager.....	75.25
R. A. Hazlett.....	5.00
Hubbard Harper.....	33.25
J. W. Hazelton.....	50.30
E. C. Hicks.....	72.00
S. P. Jennings.....	14.68
Jack Kings.....	455.42
C. D. Kesterton.....	14.45
A. W. Kemper.....	52.37
A. O. Keenos.....	5.90
Lloyd C. Layman.....	125.02
E. R. Linden.....	4.70
M. E. Lott.....	6.80
L. W. Lott.....	12.15
Mack B. Lilly.....	283.68
W. H. Licklider.....	45.24
Wayman Lively.....	5.50
Clayton Langdon.....	5.00
Jno. J. Linkart.....	45.15
H. E. Martin.....	136.14
J. R. Mayner.....	19.60
Elwin Moran.....	77.70
Arnold Moore.....	517.05
V. R. Murphy.....	42.86
C. C. McMillon.....	164.05
K. L. May.....	6.95
Bucker McMillen.....	75.00
H. L. McCoy.....	75.00
J. L. Murphy.....	6.95
Leamon Martin.....	50.95
J. K. Murray.....	44.70
L. F. Meyers.....	6.00
R. R. Manown.....	36.96
R. A. Moody.....	114.72
Carl Moore.....	12.00
E. L. Moyer.....	50.93
H. J. McDaniel.....	7.80
V. W. Midkiff.....	112.35
Obie P. Mason.....	206.50
Paul McClung.....	10.30
C. E. Ney.....	7.10
Thos. W. Norton.....	338.94
Geo. E. Nugen.....	17.40
Jas. O'Brien.....	134.44
S. W. Patterson.....	147.75
R. L. Pyle.....	127.21
David Peterson.....	82.10
H. E. Pomroy.....	30.10
W. H. Pittsburry.....	64.87
H. N. Rexroad.....	59.40
J. E. Rinehart.....	415.80
O. R. Ruth.....	179.20
C. T. Reynolds.....	45.25
Doe Rose.....	55.60
M. M. Rardon.....	20.00
S. L. Reed.....	74.50
W. C. Reeves.....	17.25
H. G. Robinson.....	19.00

C. W. Smith.....	408.50
J. D. Squires.....	37.24
H. G. Smith.....	120.90
H. C. Swenson.....	409.00
Herbert Swiger.....	172.00
C. T. Swift.....	6.05
A. E. Stine.....	40.50
Wm. Swift.....	45.00
J. T. Shackelford.....	208.00
Elmer Stepp.....	319.50
W. M. Sydenstricker.....	71.00
A. B. Southworth.....	4.65
Taofel Sternick.....	4.35
L. C. Simons.....	12.89
D. R. Smith.....	105.20
John Schwader.....	13.20
H. R. Stasel.....	9.60
E. M. Spilman.....	21.29
P. T. Thomas.....	67.50
Sam Taylor.....	28.95
W. D. Taylor.....	94.70
Z. W. Taylor.....	14.25
Clyde Thornton.....	59.70
W. J. Trail.....	15.80
Salvirio Tangeri.....	12.00
Carl Vandevanter.....	24.48
L. W. Walker.....	10.10
C. A. Weir.....	9.00
Elwood Wilson.....	28.25
J. W. Wooddell.....	350.55
H. A. Woodford.....	96.84
L. L. Waugh.....	30.75
J. C. Ward.....	26.80
Herbert G. Wilson.....	32.50
J. E. Whitt.....	9.25
W. W. White.....	270.14
Jno. F. Webb.....	8.80
Chas. I. Whitten.....	15.80
Chesapeake and Ohio R. R. Co.....	98.25
Baltimore and Ohio R. R. Co.....	5.14
Norfolk and Western R. R. Co.....	26.75
Western Maryland R. R. Co.....	3.58
Central and Southern R. R. Co.....	1.25
Kanawha and W. Va. R. R. Co.....	3.72
Charleston Interurban R. R. Co.....	4.95
Total Subsistence and Traveling Expense.....	<b>\$15,173.30</b>
Taxi Services:	
Chas. Butler.....	10.00
Howard Williamson.....	4.00
Buick Taxi Service Co.....	8.00
Norman Carroll.....	13.00
Myers Taxi Service.....	7.30
N. S. Gregory.....	30.00
Mt. Hope Taxi Co.....	10.00
C. M. LaFon.....	50.00
Mont Massey.....	25.00
Wolford Taxi Co.....	15.00
Van Hunter.....	50.00
Fred Titlow.....	6.00
Lexington Taxi Co.....	10.00
B. H. Farley.....	6.00
Bill Candill.....	5.00

R. Luceaster.....	8.00
J. C. Lawson.....	8.00
H. C. White.....	284.00
Yew Pine Garage.....	15.00
Fred Amick.....	20.00
Junction Motor Sales Co.....	4.50
Jordon Taxi Co.....	113.20
T. J. Harper.....	21.00
Bert Bartram.....	5.00
Oscar Stonebarger.....	7.90
J. E. Cunningham.....	7.40
Raymond Jones.....	7.00
A. E. Nutter.....	35.00
Studebaker Taxi and Transfer Co.....	58.00
White Way Taxi and Transfer Co.....	79.75
White Star Line Taxi Service.....	19.25
Central Garage.....	7.00
J. W. Evans.....	7.00
Total Taxi Service.....	\$ 936.30
Subsistence Furnished to Members of Department by:	
Name County	
John Angelo.....	Boone 81.75
Armstrong Hotel.....	Mineral 838.69
Arlington Hotel.....	Tucker 6.75
American Rolling Mills.....	Boone 33.67
Bailey Hotel.....	Mercer 71.00
Bailey House.....	Lewis 1,723.20
Geo. H. Britts.....	Mingo 1,122.40
Burnwell Coal & Coke Co.....	Kanawha 1,136.37
S. S. Barnett.....	Mingo 628.37
L. Bartram.....	Mingo 511.55
Lorain Blair.....	Mingo 308.75
Eva Bennett.....	Webster 131.04
Beckley Hotel.....	Raleigh 1,030.48
Busy Bee Restaurant.....	Mingo 69.41
C. L. Benedum.....	Webster 183.30
Josephine Bailey.....	Mercer 130.00
E. Boggs.....	Mingo 1,931.50
Hester Boggs.....	Fayette 55.00
Belmont Hotel and Cafe.....	Mercer 458.70
Mrs. J. H. Booth.....	Mingo 442.58
Boone County Coal Corp.....	Logan 207.33
Mrs. J. C. Belcher.....	Mercer 134.00
Mrs. I. E. Ballard.....	Boone 25.00
Mrs. Lick Bradley.....	Mingo 127.00
S. S. Bolton.....	Randolph 40.50
Sarah C. Belcher.....	Kanawha 27.60
Black Water Hotel.....	Randolph 79.25
Brush Creek Coal Co.....	Boone 226.10
S. B. Cox.....	Mingo 305.28
Etta M. Cox.....	Monongalia 178.88
City Restaurant.....	Monongalia 3,301.20
Commercial Hotel.....	Wood 497.95
Frank Charlton.....	Marshall 229.68
H. Cohen.....	Kanawha 746.25
G. W. Clark.....	Pocahontas 11.50
Mrs. E. J. Chambers.....	Logan 6,019.90
Isaac Cogar.....	Webster 32.67
Chrystal Cafe.....	Harrison 557.30
Mrs. Chas. Clark.....	Mingo 77.40
Colonial Hotel.....	Kanawha 56.75
A. B. Champs.....	Raleigh 318.43
Ray K. Carter.....	Boone 20.00

H. M. Coleman.....	Mingo.....	37.25
Mrs. W. B. Cox.....	Wyoming.....	31.50
V. C. Canada.....	Wyoming.....	331.50
Ethel Cook.....	Wyoming.....	46.00
Cyrrstal Restaurant.....	Mercer.....	39.15
Liona V. Cummings.....	Kanawha.....	35.50
H. Dunn.....	Braxton.....	33.00
Mrs. J. D. Donohue.....	Kanawha.....	1,142.80
Robt. Deem.....	Mingo.....	46.00
Chas. Davis.....	Mingo.....	183.95
A. T. Doddrell.....	Webster.....	55.00
C. L. Devers.....	Mercer.....	5.00
Mrs. E. E. Dillon.....	Raleigh.....	254.00
F. B. Elswick.....	Mingo.....	436.21
Ernest Epling.....	Raleigh.....	15.00
G. W. Englehart.....	Summers.....	20.00
Ella E. Easterday.....	Mingo.....	7.50
Elwood Hotel.....	McDowell.....	30.00
Elk Restaurant.....	Kanawha.....	74.95
Elk Hotel.....	Kanawha.....	6.00
J. S. Frost.....	Mingo.....	216.00
E. C. Ferrell.....	Mingo.....	340.20
C. A. Fischer.....	Mingo.....	83.50
M. C. Gaudy.....	Kanawha.....	4,607.50
Joe Green.....	Ohio.....	1,202.70
J. S. Graves.....	Logan.....	2.45
Maggie Garvey.....	Summers.....	17.50
Grand Hotel and Restaurant.....	Ohio.....	52.00
I. H. Grimes.....	Boone.....	78.00
Mrs. G. B. Godfrey.....	Mingo.....	517.50
Mrs. G. M. Hayes.....	Randolph.....	15.00
Ora Hurley.....	Mingo.....	79.20
Hotel Peyton.....	Kanawha.....	46.50
Mrs. H. H. Huffaker.....	Kanawha.....	155.00
Hotel Durbin.....	Pocahontas.....	13.00
M. A. Honaker.....	Boone.....	1,520.50
Mrs. Rebecca Hall.....	Mingo.....	237.50
J. C. Hatfield.....	Boone.....	54.95
Holley Hotel.....	Kanawha.....	24.65
E. H. Hornbeck.....	Upshur.....	15.50
Mrs. C. H. Hickman.....	Mercer.....	52.25
Eli Hamrick.....	Webster.....	47.35
K. M. Hutchinson.....	Fayette.....	198.50
Huntington Hotel.....	Cabell.....	631.95
Andrew Honaker.....	Boone.....	987.50
Howard Collier Co.....	Mingo.....	857.46
Harvey Restaurant.....	Marion.....	695.80
C. T. Harmon.....	Mingo.....	189.81
Carl Harr.....	Mineral.....	325.50
Home Restaurant.....	Mingo.....	165.00
Mrs. J. S. Hughes.....	Raleigh.....	17.00
Mrs. E. C. Hall.....	Wood.....	179.40
Mrs. W. L. Hayes.....	Wood.....	238.50
Jos. Irwin.....	Mingo.....	502.50
Andrew Irwin.....	Mingo.....	611.00
Naomi C. Imbach.....	Monongalia.....	761.04
Imperial Hotel.....	Tucker.....	105.36
Mrs. M. D. Jones.....	Mineral.....	318.00
W. B. Justice.....	Kanawha.....	462.50
Ella Jones.....	Fayette.....	804.25
Ella M. Jacobs.....	Monongalia.....	20.00
W. I. Kilpatrick.....	Barbour.....	10.25
W. M. Knight.....	Braxton.....	27.00



Mrs. E. V. Keim.....	Upshur.....	24.50
Mrs. P. T. Kerns.....	Boone.....	751.75
Kenyon Hotel.....	Marion.....	360.80
M. S. Lambert.....	Mingo.....	1,809.60
W. W. Lowe.....	Mingo.....	368.00
Wiley Lambert.....	Mingo.....	40.00
Lynn Coal and Coke Co.....	Mingo.....	58.50
Liberty Restaurant.....	Marion.....	28.50
Sam Laxton.....	Wyoming.....	1,109.70
Logan Mining Co.....	Logan.....	531.50
G. P. Lewis.....	Mingo.....	122.00
Howard Linville.....	Raleigh.....	39.00
A. P. Light.....	Fayette.....	103.50
Mrs. M. C. Light.....	Fayette.....	108.60
Mrs. W. M. Miller.....	Fayette.....	60.02
Miller Hotel.....	Summers.....	13.25
Mrs. Carl Moore.....	Mingo.....	107.50
W. F. Maynard.....	Mingo.....	7.98
Mrs. T. E. Midkiff.....	Boone.....	25.00
Mrs. R. M. Mosley.....	Boone.....	29.50
Merchants Lunch.....	Kanawha.....	255.50
Jacob C. Mullens.....	Nicholas.....	48.01
Hotel Matz.....	Mercer.....	48.00
Dayton McGinnis.....	Mercer.....	48.00
Matta Co-operative Coal Co.....	Mingo.....	56.44
Hazel L. McCoy.....	Mingo.....	525.00
A. G. Meek.....	Mingo.....	25.50
W. H. Maynard.....	Mingo.....	765.70
Baker Mantz.....	Berkeley.....	929.45
C. C. Morrison.....	Webster.....	174.42
Main Street Restaurant.....	Doddridge.....	7.00
McAlpin Hotel.....	McAlpin.....	9.00
McKown Hotel.....	Roane.....	256.50
McCreery Hotel.....	Summers.....	54.00
A. H. Marschner.....	Mingo.....	239.58
Maud Miller.....	Roane.....	19.50
J. F. Miller.....	Roane.....	4.00
Manhattan Hotel Restaurant.....	Monongalia.....	110.10
New Valley Hotel.....	Upshur.....	81.50
Mrs. T. S. Neale.....	Cabell.....	193.40
New Royal Cafe.....	Mercer.....	24.48
New Century Hotel.....	Ritchie.....	17.25
Mrs. L. K. Nicely.....	Mingo.....	53.00
No. 5 Block Coal Co.....	Boone.....	77.08
New Howard Coal Co.....	Mingo.....	1,471.60
Mary M. Orr.....	Monongalia.....	80.78
Oakwood Hotel.....	Raleigh.....	2,255.50
Bertie Osborne.....	Logan.....	1,575.00
Opperman Coal Co.....	Logan.....	71.50
Mrs. Jas. O'Brien.....	Mingo.....	310.15
Mrs. Clara Opperman.....	Ohio.....	59.00
Jno. Pinson.....	Mingo.....	2,361.00
Jack Parsley.....	Mingo.....	2,086.10
L. H. Pettry.....	Mingo.....	196.00
C. B. Painter.....	Nicholas.....	15.50
Georgia Pinson.....	Mingo.....	375.00
J. B. Pinson.....	Mingo.....	593.00
Perkins Cafe.....	Summers.....	25.00
Palm Hotel.....	Jefferson.....	38.40
Mrs. Dave Peterson.....	Mingo.....	150.00
B. L. Powell.....	Boone.....	37.20
R. M. Pratt.....	Raleigh.....	35.00
Mrs. Myrtle Perry.....	Boone.....	20.00

Rock Castle Lumber Co.	Boone	28.00
Royal Hotel and Cafe	Fayette	138.00
Ruffner Hotel	Kanawha	216.55
J. T. Reynolds	Wayne	146.00
H. A. Radford	Mingo	61.50
Red Jacket Club	Mingo	937.65
Mrs. Bertha G. Ruth	Marshall	43.50
Mrs. R. R. Roberts	Mingo	62.10
Reynolds Hotel	Mineral	22.75
Mrs. B. W. Roderick	Jefferson	658.25
Fannie Ridgeley	Berkeley	27.50
Romney Hotel	Hampshire	48.50
D. C. Sublet	Mingo	164.00
Shumate Hotel	Mingo	777.50
Sam Solomon	Mingo	149.50
J. M. Sloan	Boone	145.00
J. F. Sneed	Boone	6.80
Fannie Sturgill	Mingo	72.90
Mrs. H. G. Smith	Wood	270.30
Starcher and Harold	Raleigh	1,609.15
Carrie E. Scarborough	Raleigh	21.00
Mrs. G. W. Slifer	Berkeley	56.50
Anna M. Stump	Mingo	6.50
Smith-Pond Creek Coal Co.	Mingo	306.15
Mrs. M. B. Streglo	Mingo	184.00
Jesse Stone	Boone	460.50
Mrs. J. M. Schwartz	Boone	37.50
Shinnston Restaurant	Harrison	103.15
Stamm Hotel	Ohio	49.00
Snyder Hotel	Marshall	376.65
V. Tudor	Logan	1,872.50
Thacker Fuel Co.	Mingo	168.25
Thacker Coal and Coke Co.	Mingo	357.29
H. L. Toler	Wyoming	241.00
H. G. Thacker	Mingo	189.81
Elmo Taylor	Mingo	42.50
Mrs. Sam Taylor	Mingo	552.50
Urias Hotel	Mingo	3,400.76
Victory Restaurant	Monongalia	722.21
Sonney Vance	Mingo	64.50
Peggy Vance	Mingo	775.50
S. J. Vinson	Mingo	79.00
S. L. Wigal	Cabell	343.00
Wigarb Mining Co.	Mingo	978.37
War Eagle Coal Co.	Mingo	628.79
C. E. Willis	Mingo	655.50
J. W. Warnick	Mingo	5,782.00
Williams Hotel and Sanitarium	Wayne	1,327.60
Washington Hotel	Berkeley	255.50
F. E. Waller	Mingo	563.50
Chas. Ward	Mingo	660.50
Williamson Restaurant	Mingo	46.10
J. Woodford	Mingo	5.00
Mrs. Jeff Watts	Mingo	1,498.16
Mrs. P. M. Williams	Mineral	609.90
W. W. Winters	Jefferson	19.50
Wyoming Hotel	Wyoming	20.40
Emma Ward	Mingo	302.00
Mrs. S. S. Wolfe	Kanawha	40.00
W. A. Wilson	Mingo	87.50
O. H. Williams	Kanawha	128.25
P. J. Winn	Mingo	219.00

Youghiogheny and Ohio Coal Co.....	Boone.....	47.50
Supplies for Willis Branch Mess.....	Fayette.....	2,917.56
Travel Rations.....	Mingo.....	102.88
Total Subsistence.....	\$98,801.93	
B. H. Swint, Medical Services, Black and Taylor....		270.00
St. Francis Hospital, Hospital Services, Black and Taylor.....		881.25
Bertha Luckhart, Nurse, Black.....		165.00
Hellen G. King, Nurse, Black and Taylor.....		265.00
Hospital Services, E. F. Dameron.....		395.00
Hospital Services, W. L. McMillon.....		170.00
Hospital Services, J. A. Bowles.....		876.40
Hospital Services, H. E. Martin.....		118.70
H. A. Deem, Funeral Expense.....		149.25
W. L. McMillon, Funeral Expense.....		376.94
Wreaths for two funerals.....		30.00
Medical Attendance.....		106.70
Medical Examination of Applicants.....		10.00
Total Medicine and Funeral.....	\$ 3,814.24	
Revolvers.....		4,874.78
Sub Machine Guns and Cases.....		6,463.50
Cartridges.....		1,676.09
Gun Cases.....		262.50
Holsters.....		739.50
Repairs to Fire Arms.....		13.05
Hand Cuffs.....		938.20
Flash Lights.....		162.17
Uniforms.....		9,999.79
Mackinaw Coats.....		4,000.00
Hats and Caps.....		2,654.00
Sam Brown Belts.....		950.00
Rain Coats.....		9.54
Gloves.....		133.00
Shirts.....		689.50
Cleaning and Repairing Uniforms.....		167.75
Barrack Bags.....		93.00
Musette Bags.....		666.40
Chevrons and Devices.....		443.90
Badges.....		94.50
Saddles.....		88.00
Harness and Stable Supplies.....		115.81
Veterinary Services and Expenses.....		323.91
Horse Shoeing.....		316.95
Horse Feed.....		6,410.48
Automobile.....		1,740.00
Automobile Supplies and Repairs.....		7,902.46
Repairs to Barracks.....		61.34
Repairs to Office.....		114.32
Bedding Supplies.....		466.36
Barrack Supplies.....		206.82
Shoes and Repairs.....		2,056.05
Rent.....		3,276.27
Total Equipment, Uniforms and Rent	\$58,109.94	
Postage.....		200.00
Telephone.....		1,562.37
Telegraph.....		115.91
Freight, Express and Drayage.....		836.37
Office Supplies and Furniture.....		161.99
S. S. Moore Co., File Cases.....		1,118.50
Cal. F. Young, Office Furniture.....		525.25
Rugs and Carpets.....		364.74

Heat, Water and Light.....	821.98
Subscriptions to Papers.....	45.00
Typewriters and Repairs.....	730.66
Adding Machine.....	158.75
Mimmeograph and Supplies.....	175.17
Laundry.....	124.35
Buzzer System.....	29.37
Lettering Doors.....	14.85
Expense Moving Office.....	57.30
Notary.....	22.25
Analysis of Drinks.....	4.00
News Paper Clippings.....	30.00
Jeffers and Richardson, Carpenter Work.....	25.36
Consolidation Co., Repairing Grounds for Barracks, Co. A.....	246.75
Law and McClure, Legal Services.....	122.00
Photo of Horse.....	6.00
Total Office and Sundries.....	\$ 7,498.92
Premium on Official Bonds, C. R. Morgan.....	3,481.30
Premium on Official Bonds, Southern Surety Co.....	3,162.36
Premium on Workmen's Compensation Fund, \$1,479.16, less amount refunded \$934.59.....	544.57
Total Premium on Bonds, etc.....	7,188.23
Grand Total—Department of Public Safety....	\$ 437,713.08
The above classified as follows:	
Salaries and Compensation.....	\$ 246,190.22
Traveling Expenses and Subsistence.....	15,173.30
Taxi Service.....	936.30
Subsistence.....	98,801.93
Medical and Funeral Expense.....	3,814.24
Rent.....	3,276.27
Automobile, Supplies and Repairs.....	9,642.46
Horse Feed Supplies and Equipment.....	7,255.15
Arms and Ammunition.....	15,129.79
Uniforms, Clothing and Equipment.....	22,806.27
Premium on Bonds and W. C. Fund Premiums.....	7,188.23
Office Supplies and Sundries.....	7,498.92
Grand Total.....	\$ 437,713.08

STATEMENT OF ACTUAL DISBURSEMENTS BY STATE BOARD  
OF CONTROL OUT OF THE "STATE FUND, GENERAL REV-  
ENUE" DURING THE YEAR ENDING JUNE 30, 1922

STATE BOARD OF CONTROL.

The following is a statement of the cash disbursements of the "State Fund, General Revenue," disbursed on requisitions of the State Board of Control during the year ending June 30, 1922.

168.—*Appropriation to pay the Salaries of the Members of the State Board of Control.*

J. S. Lakin, salary 12 months.....	\$	5,000.00
J. Walter Barnes, salary 12 months.....		5,000.00
J. S. Darst, salary 12 months.....		5,000.00
<b>Total</b> .....	<b>\$</b>	<b>15,000.00</b>

169.—*Appropriation to pay Salaries of Secretary, Buyer, Superintendent of Construction, Bookkeepers and Other Assistants.*

H. N. Bradley, buyer, salary 12 + months.....	\$	3,850.00
Frank H. Kincheloe, secretary, salary 10 months....		2,550.00
Roy Regar, secretary, salary 2 months.....		510.00
C. M. Haddox, chief clerk, salary 12 months.....		2,400.00
H. C. Deisher, bookkeeper, salary 11 months.....		2,200.00
Edgar C. Lawson, bookkeeper, salary 5 + months...		1,044.23
Lucille Wegman, asst. bookkeeper, salary 12 months		1,320.00
A. E. Cavender, commodity clerk, salary 8 + months		1,366.30
Clyde H. Davis, commodity clerk, salary 6 months...		920.00
Minnie E. Rinard, clerk R. & I. Dept., salary 12 months.....		2,100.00
Mamie L. McRae, clerk to buyer, salary 12 months..		2,100.00
Daisy Arnold, asst. audit clerk, salary 10 months....		1,500.00
Chas. T. Kelly, store manager, salary 3 months.....		450.00
Dr. L. V. Guthrie, medical adviser, salary 12 months..		999.96
Junior Nuzum, messenger, salary 1 month.....		50.00
Lena Harold, compensation.....		22.50
<b>Total</b> .....	<b>\$</b>	<b>23,382.99</b>

170.—*Appropriation to pay Salaries of Stenographers.*

Edith K. Phillips, salary 12 months.....	\$	1,500.00
Florene Ryan, salary 12 months.....		1,320.00
Eula Hockman, salary 12 months.....		1,500.00
Georgia Isaminger, salary 7 months.....		875.00
Blanche Conner, salary 12 months.....		1,320.00
Louise Evans, salary 3 + months.....		333.66
Laura Ashley, salary 8 + months.....		765.00
Lottie Lopin, salary 12 months.....		900.00
Ruth Carver, salary 11 + months.....		1,259.70
Garnet McDermitt, salary part month.....		74.18
Mrs. Vannie Wolfes, salary 7 + months.....		793.34
T. F. Grogan, salary 6 months.....		825.00
<b>Total</b> .....	<b>\$</b>	<b>11,465.88</b>

171.—*Appropriation for Traveling Expenses.*

J. S. Lakin, Transportation.....	\$	492.42
Hotel and Meals.....		229.64
Telephone and Telegraph.....		12.52
Baggage and Porter.....		6.70
J. Walter Barnes, Transportation.....		444.09
Hotel and Meals.....		160.32

Telephone, \$2.10, Taxi, .75 .....	2.85
Baggage and Porter .....	6.20
J. S. Darst, Transportation .....	392.10
Hotel and Meals .....	145.83
Porter, \$4.90, Telephone, .25 .....	5.15
H. N. Bradley, Transportation .....	74.17
Hotel and Meals .....	17.80
C. T. Kelly, Transportation .....	28.72
Hotel and Meals .....	9.60
Telephone .....	.35
A. E. Cavender, Transportation .....	12.32
Hotel and Meals .....	1.00
Roy Regar, Transportation .....	5.66
Hotel and Meals .....	6.30
Porter .....	.10
<b>Total .....</b>	<b>\$ 2,053.84</b>

Note—The above traveling expense of J. S. Lakin was incurred as follows:

June 26 to July 3, 1921, Moundsville, Fairmont, Weston and Salem .....	\$ 33.76
July 9-14, 1921, Morgantown, Fairmont, Clarksburg, Maggie and Huntington .....	45.29
July 16, 1921, McKendree .....	6.55
July 20, 1921, Huntington .....	4.74
July 24-25, 1921, Huntington .....	12.18
July 29 to Aug. 3, 1921, Hopemont, Moundsville, Grafton and Elkins .....	45.38
Aug. 6, 1921, Huntington .....	7.16
Aug. 18-19, 1921, Huntington .....	5.84
Sept. 3-5, 1921, Huntington .....	11.48
Sept. 17-25, 1921, Hopemont, Romney, Keyser and Fairmont .....	42.24
Oct. 1-6, 1921, Huntington, Welch, Bluefield, Athens and Princeton .....	34.18
Oct. 11-19, 1921, West Liberty, Moundsville, Fair- mont, Morgantown, Parkersburg and Spencer .....	47.04
Oct. 26-29, 1921, Glenville, Elkins and Salem .....	28.49
Nov. 11-27, 1922, Martinsburg, Shepherdstown, Inwood, Romney, Keyser, Terra Alta, Weston, Fairmont, Morgantown and Moundsville .....	106.44
Dec. 9-11, 1921, Huntington .....	11.14
Dec. 19-24, 1921, Fairmont, Clarksburg, Industrial, Maggie and Pt. Pleasant .....	32.97
Dec. 29-30, 1921, Huntington .....	6.95
Jan. 21-Feb. 2, 1922, McKendree, Denmar, Elkins, Industrial, Fairmont, Hopemont, Romney and Shepherdstown .....	81.43
March 3-11, 1922, Huntington, Weston, Clarksburg, Moundsville, Parkersburg and Spencer .....	44.28
Apr. 5-6, 1922, Huntington .....	4.33
Apr. 12-14, 1922, Welch .....	23.96
Apr. 19-30, 1922, Moundsville, Morgantown, Salem, Weston, Fairmont, Grafton and Elkins .....	53.25
May 6, 1922, Institute .....	.50
May 19-20, 1922, Huntington .....	6.41
June 2-7, 1922, Morgantown, Grafton, Salem, Fair- mont, Moundsville and Huntington .....	45.29
<b>Total .....</b>	<b>\$ 741.28</b>

Note—The above traveling expense of J. Walter Barnes was incurred as follows:

June 29 to July 2, 1921, Welch.....	\$	22.91
July 9-13, 1922, Morgantown and Maggie.....		31.32
July 19-20, 1922, Morgantown, Elkins and Grafton..		32.48
July 29 to Aug. 3, 1921, Hopemont, Moundsville, West Liberty and Fairmont.....		33.21
Aug. 9-10, 1921, Hamlin.....		8.53
Sept. 22-26, 1921, Hopemont, Fairmont and Clarksburg.....		32.51
Oct. 12-19, 1921, Moundsville, Morgantown, Fairmont and Spencer.....		43.82
Nov. 10-22, 1921, Bluefield, Shepherdstown, Inwood, Romney, Keyser, Terra Alta, Clarksburg and Weston.....		84.57
Nov. 29 to Dec. 2, 1921, Grafton, Fairmont, Morgantown.....		37.84
Jan. 9-13, 1922, Fairmont, Morgantown and Industrial		31.91
Feb. 19-22, 1922, Elkins, Fairmont and Moundsville		33.50
Mar. 3-10, 1922, Huntington, Weston, Moundsville, Parkersburg and Spencer.....		44.60
Apr. 2-9, 1922, Shepherdstown, Romney, Keyser and Fairmont.....		41.99
Apr. 19-23, 1922, Bluefield, Athens and Welch.....		28.44
May 3, 1922, Institute.....		.50
May 10, 1922, Montgomery.....		1.90
May 12-13, 1922, Huntington.....		7.61
May 16-23, 1922, West Liberty, Fairmont, Spencer and Denmar.....		51.86
June 2-9, 1922, Morgantown, Glenville and Huntington.....		43.96
<b>Total.....</b>	<b>\$</b>	<b>613.46</b>

Note—The above traveling expense of J. S. Darst was incurred as follows:

July 12-16, 1921, Morgantown.....	\$	38.55
July 8, 1921, Spencer.....		12.50
July 20, 1921, Huntington.....		4.74
July 28-31, 1921, Cass.....		27.04
Aug. 31, 1921, Spencer.....		11.20
Sept. 6, 1921, Maggie.....		7.87
Sept. 22, 1921, Terra Alta and Fairmont.....		39.86
Oct. 2-6, 1921, Welch, Bluefield and Princeton.....		31.41
Oct. 11-19, 1921, Moundsville, Morgantown, Fairmont and Spencer.....		42.44
Oct. 26, 1921, Glenville, Elkins and Salem.....		28.78
Nov. 11, 1921, Pt. Pleasant.....		6.87
Nov. 13-26, 1921, Martinsburg, Inwood, Romney, Keyser, Terra Alta, Grafton, Clarksburg, Weston, Fairmont, Morgantown.....		83.22
Jan. 21-30, 1922, McKendree, Denmar, Industrial, Fairmont, Hopemont, Romney and Shepherdstown		61.01
Mar. 3-11, 1922, Huntington, Clarksburg, Weston, Moundsville, Parkersburg and Spencer.....		47.22
April 5-6, 1922, Huntington.....		5.96
Apr. 12-15, 1922, Welch and Athens.....		22.98
Apr. 19-20, 1922, Maggie and Moundsville.....		21.35
May 21-22, 1922, Ronceverte and Denmar.....		19.92
June 6-8, 1922, Bluefield.....		30.16
<b>Total.....</b>	<b>\$</b>	<b>543.08</b>

172.—*Appropriation for Current and Contingent Expense of the Board of Control.*

Postage.....	\$	1,366.16
Telephone.....		610.12
Telegraph.....		468.22
Freight, Express and Drayage.....		35.91
Typewriters and Repairs.....		551.26
Adding Machine Repairs.....		45.75
Mimeograph Supplies.....		18.63
Stationery.....		73.22
Office Supplies.....		207.31
Blue Prints.....		39.90
Subscription to papers.....		14.50
Janitor Supplies.....		12.68
Lawn Mower.....		28.50
Electrical Supplies and Repairs.....		80.14
Drinking Water.....		66.60
Typewriter Desks and Chairs.....		289.59
Office Chairs.....		214.74
Office Tables.....		53.00
Binders and Indexes.....		342.62
Scales.....		210.00
Comptometer.....		300.00
Wheeling News, clippings.....		100.00
Refund deposits, for plans and specifications.....		497.50
Transfer to insurance on public buildings.....		34.60
Repairs and furnishings.....		109.83
Protested check returned.....		10.00
Uriah Barnes, editing laws on insane and mental defective persons.....		10.00
Premium on official bond, J. S. Lakin.....		25.00
Premium on official bond, J. Walter Barnes.....		62.50
Premium on official bond, J. S. Darst.....		25.00
Jeffers and Richards, plumbing and supplies.....		187.30
Eula C. Hockman, qualifying as notary.....		7.50
Margaret Perkins, traveling expense.....		23.07
J. S. Lakin, traveling expense to Huntington.....		6.73
<b>Total.....</b>	<b>\$</b>	<b>6,127.88</b>

Wherever a part of the same class of expenditure is paid out of "State Fund, General Revenue," and a part out of "State Fund, Special Revenue," the total amount is included in the above General Revenue classification.

Amount of above paid out of General Revenue.....	\$	5,000.00
Amount of above paid out of Special Revenue.....		1,127.88

Total as above..... \$ 6,127.88

Recapitulation—General Revenue Expenditure:

Salaries of Members.....	\$	15,000.00
Salaries of Clerks.....		23,382.99
Salaries of Stenographers.....		11,465.88
Traveling Expense.....		2,053.84
Current and Contingent Expenses.....		5,000.00

Grand Total—State Board of Control..... \$ 56,902.71



## HUNTINGTON STATE HOSPITAL.

## 173.—Appropriation for Current General Expenses.

## Salaries:

Dr. L. V. Guthrie, superintendent, salary 12 months. \$	4,800.00
Dr. Alex R. McKenzie, Asst. physician, salary 12 months.....	2,400.00
Dr. S. L. Johnson, Assist. physician, salary 12 months	2,075.00
Gertrude J. Flint, clerk, salary 8 months.....	783.33
A. M. Smith, clerk, salary 4 months.....	407.70
Elmer Johnson, bookkeeper, salary 12 months.....	910.00
Rosa Beckman, bookkeeper, salary 1 month.....	63.98
Margaret L. Guthrie, matron, salary 12 months.....	499.92
E. K. Holland, engineer, salary 12 months.....	1,200.00
L. McCorkle, engineer, salary 12 months.....	1,230.00
Harry Kirk, engineer, salary 4 months.....	400.00
R. J. Bender, engineer, salary 8 months.....	775.00
T. C. Rhodes, farmer, salary 12 months.....	600.00
Rev. W. J. Cocke, chaplain, salary 12 months.....	180.00
Susie Randall, supervisor, salary 12 months.....	773.50
N. C. Crockett, supervisor, salary 12 months.....	649.99
Celia Romine, cook, salary 12 months.....	595.00
Clarice Myers, cook, salary 5 months.....	150.00
Nannie Young, cook, salary 4 months.....	160.00
Martha Savage, cook, salary 3 months.....	90.00
Elva Hughes, cook, salary 8 months.....	303.94
Allie Wooten, seamstress, salary 8 + months.....	376.68
Ellen Wooten, seamstress, salary 2 months.....	80.00
Addie Midkiff, waitress, salary 10 months.....	300.00
Ida Hughes, waitress, salary 2 months.....	60.00
Nora Quinn, watch, salary 6 months.....	216.37
Alice Barbour, watch, salary 5 + months.....	212.01
Bessie Aldridge, watch, salary 5 + months.....	216.01
Annie Stroud, watch, salary 1 + month.....	53.34
Maude Hinds, watch, salary 2 + months.....	100.34
Ina Simms, watch, salary 1 + month.....	53.33

## Laundry Employees:

Belle Jones, salary 6 months.....	600.00
Bessie Clouch, salary part month.....	18.00
Eva Hall, salary 9 months.....	272.00
Adelia Ward, salary 4 months.....	146.17
Orvilla Daily, salary 1 + month.....	37.00
Ada Hall, salary 1 month.....	30.00
Edith Estep, salary 2 months.....	57.00
May Harrison, salary part month.....	14.00
Frankie Clark, salary part month.....	10.00

## Attendants:

O. B. Colwell, salary 12 months.....	564.49
R. H. Yowell, salary 10 months.....	500.00
W. B. Flint, salary 12 months.....	600.00
John Burke, salary 3 months.....	129.99
A. L. Jones, salary 3 months.....	140.83
George, Dossett, salary 11 + months.....	564.40
T. F. Broyles, salary 2 months.....	75.00
Geo. Garrett, salary 11 + months.....	505.00
H. F. Foster, salary 1 + month.....	58.33
G. W. Staples, salary 12 months.....	820.00
J. V. Berry, salary 12 months.....	540.00
Lydia Wheeler, salary 2 months.....	65.33
Elsie Grimm, salary 12 months.....	409.01
Laura Stinette, salary 2 months.....	51.33
Mossie Dosset, salary 11 + months.....	448.49
Una Broyles, salary 1 + month.....	66.67

Martha Tooley, salary 1 + month.....	66.67
Teresa Jones, salary 6 + months.....	298.99
Augusta Hesson, salary 12 months.....	464.67
Maggie Musgrave, salary 12 months.....	515.00
Annie Grogan, salary 6 months.....	198.44
Alma Boster, salary 1 month.....	42.79
Garnet Nichols, salary part month.....	6.50
Vesta Sheets, salary part month.....	10.89
Estella Goble, salary 4 + months.....	196.25
Almeda Goble, salary 4 + months.....	179.67
Callie Anderson, salary 2 months.....	77.38
Lorena Wolfe, salary 2 months.....	65.33
Flora Randall, salary 4 months.....	155.16
J. A. Mitchell, salary 12 months.....	600.00
C. B. Davidson, salary 12 months.....	600.00
Wm. O'Connor, salary 12 months.....	600.00
Otho Melton, salary 12 months.....	590.00
Anna Hayes, salary 12 months.....	404.50
B. M. Carr, salary 11 + months.....	563.33
C. E. Brumfield, salary 3 + months.....	175.82
Annie McCrosky, salary 3 + months.....	138.00
D. A. Bishop, salary 6 months.....	238.34
W. S. Moore, salary 3 + months.....	199.33
Iva Bishop, salary 5 months.....	188.74
Hazel Painter, salary 1 + month.....	54.00
Fannie Blake, salary 2 part months.....	25.58
Mary Hensley, salary 5 + months.....	168.94
Mary Bannister, salary 1 + month.....	60.00
Fern Phillips, salary 5 + months.....	162.96
Stephen Southall, salary 5 + months.....	252.00
Ed. Gardner, salary 7 + months.....	321.00
Dorothy Bender, salary 7 + months.....	303.94
Marie Taylor, salary 1 month.....	24.21
Clyde Fizer, salary 7 months.....	272.86
Blanche Gardner, salary 7 + months.....	231.85
Emma White, salary 3 part months.....	60.00
R. L. Trice, salary 6 + months.....	326.64
Pauline Trice, salary 5 + months.....	241.84
W. S. Hill, salary 1 month.....	50.00
Reba Hill, salary 1 + months.....	49.00
Martha Mitchell, salary 5 months.....	162.50
Mabel Black, salary 3 + months.....	121.92
H. G. Deardorf, salary 2 months.....	90.00
Fred Watson, salary 2 months.....	70.50
Rosa Overbey, salary 1 + month.....	54.67
Loraine Watson, salary 1 + month.....	62.87
Lucy Argabrite, salary part month.....	10.67
Dorothy Moore, salary part month.....	22.67
Willard Neal, salary 5 + months.....	116.00
Total Salaries.....	\$37,330.70
Beef.....	8,493.53
Pork.....	2,253.67
Poultry.....	240.42
Fish.....	22.30
Canned Meat.....	117.00
Eggs.....	1,531.80
Butter.....	1,315.97
Oleomargarine.....	2,602.32
Lard.....	736.21
Milk.....	1,389.18
Ice Cream.....	7.55
Cheese.....	1,165.50
Flour.....	903.85

Meal.....	129.09
Bread.....	9,231.86
Crackers.....	529.03
Macaroni.....	80.40
Hominy.....	135.05
Sugar.....	1,744.59
Coffee.....	1,218.86
Tea.....	19.70
Potatoes.....	2,638.66
Beans.....	972.21
Onions.....	140.23
Cabbage and Kraut.....	387.12
Rice.....	728.40
Cereals.....	660.72
Canned Tomatoes.....	375.88
Canned Corn.....	7.00
Canned Beans.....	143.75
Canned Peas.....	7.00
Other Canned Vegetables.....	8.50
Fresh Tomatoes.....	57.90
Fresh Corn.....	167.52
Fresh Beans.....	1,648.25
Other Fresh Vegetables.....	648.29
Canned Peaches.....	113.00
Canned Pineapple.....	15.00
Other Canned Fruit.....	27.30
Fresh Peaches.....	5.75
Fresh Apples.....	210.67
Other Fresh Fruit.....	116.40
Dried Apricots.....	240.00
Dried Peaches.....	2,213.22
Dried Prunes.....	2,271.35
Dried Apples.....	1,578.75
Syrup.....	612.12
Pepper.....	54.38
Salt.....	169.55
Baking Powder.....	213.50
Vinegar.....	37.67
Ketchup Sauces.....	78.11
Flavoring Extracts.....	11.52
Dried Corn.....	651.91
Other Food Supplies.....	895.99
Canning Supplies.....	1,281.20
Refund to Pay Patients.....	228.94
Tobacco.....	366.50
Laundry Soap.....	802.30
Toilet Soap.....	50.95
Other Cleansers.....	300.78
Other Laundry Supplies.....	1,191.89
Brooms.....	419.57
Mops and Brushes.....	364.88
Toilet Paper.....	323.35
Disinfectants.....	496.60
Ammonia.....	178.19
Other Janitor Supplies.....	83.48
Table Silver.....	61.85
Table China.....	411.37
Kitchen Equipment.....	67.93
Kitchen Utensils.....	297.35
Chairs.....	1,066.71
Tables.....	629.20
Davenport and Davenetts.....	1,025.00
Dressers.....	180.00

Other Furniture.....	215.50
Springs, Cots and Bedsteads.....	972.15
Carpets and Rugs.....	1,111.27
Mattresses.....	769.63
Quilts and Blankets.....	1,363.50
Sheets and Cases.....	1,591.22
Other Household Supplies.....	104.04
Shoes.....	1,401.00
Shoe Repairs.....	175.93
Clothing.....	4,191.65
Dry Goods.....	5,917.01
Notions.....	33.30
Window Shades and Curtains.....	174.60
Amusements.....	63.30
Funeral Expense.....	161.75
Transportation of Patients.....	292.56
Expense Escaped Patients.....	13.00
Rewards.....	22.00
Rent.....	200.00
Gas.....	12,453.50
Electricity.....	60.33
Gasoline.....	416.43
Lubricating Oil.....	598.38
Illuminating Oil.....	118.70
Water.....	162.00
Gas fixtures.....	5.19
Electrical Supplies.....	743.68
Plumbing Supplies.....	56.32
Barbering and Supplies.....	37.27
Premium on Official Bond.....	15.00
Premium on Alcohol Bond.....	5.00
Hogs.....	87.50
Dairy Feed.....	1,122.42
Chops and Middlings.....	68.95
Hay.....	119.27
Straw.....	197.94
Seeds.....	25.78
Plants.....	55.25
Auto Repairs.....	320.20
Blacksmithing.....	45.80
Paint, Oil and Varnish.....	59.37
Engine Room Supplies.....	328.88
Engine Room Repairs.....	72.27
Farm Tools.....	7.35
Other Tools.....	47.90
Other Farm Supplies.....	118.98
Miscellaneous Hardware.....	744.55
Books.....	12.81
Maps.....	32.50
Newspapers.....	20.75
Printing and Advertising.....	137.42
Photos and Supplies.....	24.00
Drugs.....	1,025.00
Drug equipment.....	8.03
Surgical Supplies.....	88.44
Other Hospital Supplies.....	121.98
Medical Attendance.....	112.60
Postage.....	287.09
Telephone and Tolls.....	321.82
Telegraph.....	101.08
Freight, Express and Drayage.....	989.51
Office Furniture.....	356.18
Stationery.....	125.56

Office Supplies.....		419.37
Labor:		
T. C. Rhodes.....		260.00
N. C. Crockett.....		43.33
Susie Randall.....		125.00
Elsie Grim.....		185.17
Teresa Jones.....		97.84
Maggie Musgrave.....		120.00
Almeda Goble.....		43.66
Estella Goble.....		29.00
O. B. Colwell.....		66.00
R. H. Yowell.....		97.50
W. B. Flint.....		65.00
B. M. Carr.....		56.67
George Garrett.....		55.67
C. B. Davidson.....		70.83
Wm. O'Connor.....		75.83
J. A. Mitchell.....		64.00
J. V. Berry.....		82.83
Clarice Myers.....		60.00
Otho Melton.....		92.38
Anna Grogan.....		30.50
A. L. Jones.....		88.83
Geo. Dossett.....		30.00
Lula Davis.....	150.00	
Adelia Ward.....		36.50
Augusta Hesson.....		62.57
Massie Dossett.....		52.31
C. E. Brumfield.....		30.00
Mary Hensley.....		26.84
Dorothy Bender.....		37.67
Clyde Fizer.....		42.73
Pauline Trice.....		31.00
Anna Bunnell.....		45.00
N. S. Stewart.....		124.80
Elizabeth Reed.....		31.00
Blanche Gardner.....		36.66
Ed Gardner.....		60.58
Nora Quinn.....		25.81
Lula Davis.....		25.00
W. S. Moore.....		40.00
Stephen Southall.....		27.08
E. K. Holland.....		200.00
T. G. Romine.....		287.50
Fern Phelps.....		30.00
Sundry labor 48 persons each receiving less than \$25.00		529.70
Total Labor.....	\$3,772.79	
Traveling Expense:		
L. V. Guthrie.....		231.33
Edgar C. Lawson.....		32.70
A. A. Soupart, per diem \$16.00, transportation \$3.66..		19.66
Total Traveling Expense.....	\$ 283.69	
Total.....	\$	144,242.48
Less refund, advance allowance, previous year.....	\$1,000.00	
Less discount for cash.....	780.30	
Less freight paid and deducted.....	201.35	1,981.65
Net Total, or Amount Expended.....	\$	142,260.83

Wherever a part of the same class of expenditure is paid out of "State Fund, General Revenue," and part out of "State Fund, Special Revenue," the total amount is included in above General Revenue classification.

Amount of above paid out of General Revenue.....	\$	125,000.00
Amount of above paid out of Special Revenue.....		17,260.83
Total.....	\$	142,260.83

174.—*Appropriation for Repairs and Improvements Huntington State Hospital.*

Notices to contractors.....	\$	47.95
Freight, express and drayage.....		285.51
Cement.....		895.28
Sand and gravel.....		690.50
Dickinson Lumber Co., lumber.....		183.24
Lumber.....		250.30
Armstrong, Cork and Insulation Co., shingles.....		103.86
Pittsburgh Plate Glass Co., paint.....		158.29
American Asphalt Paint Co., paint.....		93.59
John Lucas Co., paint.....		568.78
Dexter Brothers, paint.....		29.36
Kurfee Paint Co., paint.....		94.08
Meade Hdw. Co., paint.....		41.70
Emmons Hawkins Co., paint.....		211.47
Forest City Paint Co., pain.....		125.45
Berry Brothers, pain.....		26.46
Paint, oil and varnish.....		131.45
Clarke Wall Paper Co., papering.....		291.66
Parker Paint and Wall Paper Co., wall paper and papering.....		313.13
Crane Company, plumbing supplies.....		83.56
Pittsburgh Gauge and Supply Co., plumbing supplies.....		295.59
Trimble and Lutz, plumbing supplies.....		343.53
Kelly and Jones Co., plumbing supplies.....		118.14
Plumbing supplies.....		257.10
Colonial Supply Co., iron pipe.....		230.40
James B. Shaw Co., water closets and valves.....		476.11
Phelps Carey Co., pipe covering.....		441.19
Gee Electric Co., repairs to motors.....		304.98
General Electric Co., electric motors.....		623.70
Emmons Hawkins Co., electrical supplies.....		316.81
Electrical Supplies.....		262.17
Whittemore Electric Co., contract, work in dormitory.....		432.28
Pittsburgh Plate Glass Co., plate glass.....		145.83
Window glass.....		20.33
Sewer tile.....		137.02
Lime and plaster.....		57.25
Doors and windows.....		194.70
Lath.....		17.88
Kitchen sink.....		59.56
Iron bars for concrete work.....		58.35
Peebles Paving Brick Co., brick.....		539.60
Other brick.....		142.80
E. C. Coughner Co., repairs for boilers.....		447.03
Banks Supply Co., repairs for heating plant.....		40.49
Repairs for boilers and engine.....		391.32
Repairs for pumps.....		289.05
Repairs for motors.....		69.57
Repairs to X-Ray machine.....		21.75
Repairs to water well.....		94.64
Repairs for laundry machine.....		85.68
Repairs to roof.....		26.80
Engine room, supplies and repairs.....		96.52

Leather belting.....	68.33
Vitrolite Construction Co., tables and tops.....	579.56
John Hoos Co., bread pans for bakery.....	238.75
Hubbard Oven Mfg. Co., bake oven.....	1,269.10
Thomas Machine Co., supplies for bakery.....	981.88
Stewart Iron Works Co., wire fence.....	1,270.98
Banks Supply Co., lead cable.....	394.96
Emmons Hawkins Hdw. Co., locks and keys.....	385.50
Dow Wire and Iron Works, wire guards.....	412.56
John Manville Co., hardware.....	143.45
Miscellaneous hardware.....	123.50
Blacksmithing.....	108.69
Well curb for water well.....	69.00
Repairs for gate entrance.....	23.02
Steel rails.....	12.00
Well casing.....	14.12
Shrubbery.....	25.00
Transfer to State Board of Control, Special Revenue to pay existing contracts.....	1,913.59
<b>Labor:</b>	
E. K. Holland.....	400.00
T. G. Romine.....	567.50
T. C. Mourning.....	85.00
S. D. Brown.....	531.60
F. E. Johnson.....	126.00
Sidney Johnson.....	117.00
R. E. Richardson.....	88.00
G. Woods.....	106.30
Otho Holmes.....	32.40
V. E. Early.....	57.00
W. S. Moore.....	348.75
Mahoney Brothers.....	127.95
Abe Epps.....	101.00
C. H. Stone.....	195.00
R. I. Bender.....	52.76
Raymond Fields.....	60.00
D. A. Bishop.....	45.00
J. A. Moore.....	96.00
Harry Kirk.....	20.00
Otho Melton.....	14.00
Virgil Esquire.....	7.20
Stephen Southall.....	20.00
<b>Total.....</b>	<b>\$ 22,896.29</b>
Less refund of advance allowance, previous year....	500.00
<b>Net Total.....</b>	<b>\$ 22,396.29</b>

Wherever a part of the same class of expenditure is paid out of "State Fund, General Revenue," and a part out of "State Fund, Special Revenue," the total amount is included in above General Revenue classification.

Amount of above paid out of General Revenue.....	\$ 14,521.94
Amount of above paid out of Special Revenue.....	7,874.35
<b>Total.....</b>	<b>\$ 22,396.29</b>

**175.—Appropriation for Buildings and Land Huntington State Hospital.**

Richard M. Bates, Jr., architect, dormitory building..	\$ 2,353.25
C. Harrison Smith, contract, dormitory building....	55,132.90
Notices to contractors.....	113.91
Chas. H. Hagan Co., air ducts for dormitory.....	550.35
Rudd Mfg. Co., water heaters.....	286.60

James B. Claw Co., plumbing supplies.....	366.75
Crane Company, plumbing supplies.....	809.16
American Blower Co., heating and ventilating equip- ment.....	781.32
Whitmore Electric Co., contract, w ring.....	533.67
V. B. Anderson Co., steam traps.....	64.68
Best Register Co., plain lattice.....	236.80
Mossman Company, brick.....	530.00
Plumbing supplies.....	52.55
Electrical supplies.....	15.30
Pipe covering.....	10.76
Hardware.....	14.91
A. A. Soupart, per diem.....	33.00
Traveling expense.....	3.66
Transfer from Building Fund B. of C. Fund to B. & L.	40.08
<b>Total.....</b>	<b>\$ 61,929.65</b>

Wherever a part of the same class of expenditure is paid out of "State Fund, General Revenue," and a part out of "State Fund, Special Revenue," the total amount is included in the above General Revenue classification.

Amount of above paid from "General Revenue"....	\$ 48,666.60
Amount of above paid from "Special Revenue".....	13,263.05
<b>Total.....</b>	<b>\$ 61,929.65</b>

Recapitulation—General Revenue Expenditure:	
Current General Expense.....	\$ 125,000.00
Repairs and Improvements.....	14,521.94
Buildings and Land.....	48,666.60
<b>Grand Total—Huntington State Hospital.....</b>	<b>\$ 188,188.54</b>

#### SPENCER STATE HOSPITAL.

#### 176.—Appropriation for Current General Expenses of Spencer State Hospital.

##### Salaries:

Dr. W. D. McClung, superintendent, salary 9 months	\$ 2,700.00
Dr. S. R. Holroyd, superintendent, salary 4 months..	1,200.00
Ross Dodson, assistant physician, salary 5 + months	840.00
L. D. Cruice, assistant physician, salary 3 + months..	495.00
A. R. Manittoff, assistant physician, salary 1 + month	160.00
Amos E. Kenney, clerk, salary 7 + months.....	1,010.00
H. C. Deitz, clerk, salary 6 months.....	895.00
Georgia Connolly, stenographer, salary 6 + months..	274.50
Iva Keener, stenographer, salary 6 months.....	270.00
Blanche Holroyd, matron, salary 4 months.....	225.00
Louise McClung, matron, salary 8 months.....	450.00
Rev. G. D. Sampson, chaplain, salary 7 months.....	87.00
Rev. W. K. Doult, chaplain, salary 5 months.....	62.50
Pearl Thomson, musician, salary part month.....	5.00
Margaret Parks, organist, salary 7 months.....	28.00
Dr. J. S. Tamplin, bacteriologist, salary 7 months..	900.00
Mary Clay, dietician, salary 5 + months.....	165.00
Holly Zinn, electrician, salary 8 + months.....	460.00
J. T. Reynolds, electrician, salary 12 months.....	930.00
J. B. Harrison, engineer, salary 1 + month.....	954.17
P. H. Milhoan, engineer, salary 3 + months.....	453.50
P. C. Blosser, engineer, salary 3 + months.....	245.00
R. T. Burdette, fireman, salary 9 + months.....	475.00
O. A. Zinn, fireman, salary 12 months.....	707.83
John Bredwell, fireman, salary 4 months.....	209.00



C. A. Gandee, barber, salary 2 + months.....	40.00
W. H. Boggs, farmer, salary 12 months.....	840.00
Wm. Argabrite, teamster, salary 3 + months.....	163.33
Alonzo Barber, teamster, salary 9 months.....	450.00
C. T. Long, teamster, salary 4 months.....	192.50
M. Mace, teamster, salary 2 months.....	89.33
D. D. Prichard, teamster, salary 4 + months.....	213.33
W. G. Vannest, teamster, salary 5 + months.....	165.00
R. L. Warren, poultryman, salary 12 months.....	135.00
H. Hanson, poultryman, salary 10 months.....	200.00
Elva Dearman, seamstress, salary 4 months.....	143.00
Alice Yates, seamstress, salary 1 + month.....	44.00
H. L. Yates, baker, salary 6 months.....	363.33
Paul Yates, baker, salary 8 + months.....	465.50
Pauline Coffield, cook, salary 3 + months.....	140.00
Sarah Bias, cook, salary 1 month.....	8.50
Alice Yates, cook, salary 6 months.....	147.50
Virginia Yates, cook, salary 7 + months.....	219.33
Mae Starcher, cook, salary 7 + months.....	240.66
Alice Drodody, cook, salary 5 months.....	150.00
W. H. Wendelken, cook, salary 1 month.....	34.17
Zella Barber, cook, salary 1 month.....	25.00
Alverta Showen, cook, salary 7 + months.....	232.00
J. A. Mannix, mail carrier, salary 12 months.....	62.00
Frank Wayne, tinner, salary 2 months.....	81.90
Fannie Lee, waitress, salary 4 months.....	125.00
Mary McClure, waitress, salary 12 months.....	360.00
Icic Conley, waitress, salary 4 months.....	131.58
Virginia Denning, waitress, salary 12 months.....	360.00
Supervisors:	
J. V. Thompson, salary 5 months.....	325.00
Clarice McDowell, salary 10 months.....	492.50
Dora Santee, salary 6 + months.....	468.00
Eva Flaharty, salary 1 + month.....	76.67
Attendants:	
L. A. Philips, salary 10 months.....	525.00
S. T. McClung, salary 10 + months.....	565.25
Phil Ellis, salary 7 + months.....	358.75
A. L. Mann, salary 3 + months.....	195.00
T. J. Fields, salary 12 months.....	600.00
A. G. Hudkins, salary 5 + months.....	265.00
R. O. Jones, salary 12 months.....	602.00
Roy Brammer, salary 3 months.....	150.00
Wait Hardman, salary 12 months.....	610.00
W. E. Doutt, salary 8 months.....	378.42
John Whiting, salary 6 + months.....	294.50
Louis Carpenter, salary 12 months.....	573.50
Nathan Curtis, salary 12 months.....	566.04
J. J. Showen, salary 1 month.....	47.50
Dewey Lowe, salary 9 + months.....	488.33
J. W. McConnell, salary 3 + months.....	167.83
J. L. Eskew, salary 12 months.....	610.00
J. P. Yates, salary 2 + months.....	128.25
C. W. Gore, salary 4 months.....	260.00
Nellie Bee, salary 2 + months.....	91.00
Lucy Argabrite, salary 6 + months.....	203.33
Alice Doutt, salary 8 months.....	258.92
Cora Hicks, salary 12 months.....	416.25
Vivian Murphy, salary 3 + months.....	104.00
Doyle Bailey, salary 3 months.....	97.50
Laphadia Nichols, salary 5 + months.....	165.75
Erma Gill, salary 1 + month.....	52.00
Elizabeth Lowe, salary 5 months.....	162.50

Louise Fields, salary 5 months.....	158.16
Lizzie Jarvis, salary 2 months.....	65.00
Clara McConnell, salary 3 + months.....	114.83
Hallie Slack, salary 5 + months.....	164.67
E. C. Douthat, salary 1 + month.....	66.50
Sallie Knight, salary 1 + month.....	49.83
Minnie Jones, salary 2 + months.....	113.76
Ora Carver, salary 1 + month.....	31.42
Bess Burdette, salary 1 + month.....	28.17
P. W. Hopkins, salary 2 + months.....	105.00
James Smith, salary 2 + months.....	112.75
A. C. Short, salary 1 + month.....	55.00
B. F. Cook, salary 1 + month.....	25.92
Roy Hosey, salary 1 + month.....	27.00
Florence Frazier, salary 5 + months.....	170.08
Sylvia Bowers, salary 6 + months.....	204.21
Virginia Nash, salary 2 + months.....	85.58
Modella Lawrence, salary 7 + months.....	242.67
Anna Hall, salary 2 + months.....	90.45
A. M. Kincaid, salary 3 months.....	133.33
N. E. Smith, salary 7 months.....	346.12
Charley Stewart, salary 2 + months.....	136.42
L. C. Graham, salary 2 months.....	101.66
C. W. Coffield, salary 4 + months.....	217.58
H. W. Keener, salary 4 + months.....	226.00
J. H. Arnett, salary 4 + months.....	220.67
H. H. Bissell, salary 4 + months.....	207.00
Howard Longfellow, salary 2 + months.....	81.65
L. W. Reinhart, salary 3 months.....	150.00
Donald Davis, salary 2 + months.....	120.00
R. H. Kincaid, salary 2 months.....	95.00
Grant Coon, salary 1 month.....	36.66
Nurses:	
Ada Morgan, salary 2 + months.....	94.25
Anna Hall, salary 3 + months.....	120.25
Minnie Rhodes, salary 3 months.....	87.75
Dahlia Branham, salary 1 + month.....	41.16
Hazel Thomas, salary 1 + month.....	48.75
Carrie Casto, salary 2 + months.....	91.00
Minnie Jones, salary 2 months.....	65.00
Louise Kincaid, salary 2 months.....	65.00
Helen Stanton, salary 3 + months.....	114.84
Laundresses:	
Etta Halstead, salary 5 months.....	250.00
Anna Hawkins, salary 9 + months.....	301.00
Mary Taylor, salary 12 months.....	48.00
Maud Milhoan, salary 1 + month.....	62.00
Virgia Tamplin, salary 1 + month.....	53.33
Labor:	
Bernard Albert, 12 months.....	30.00
Freeland Elliott, salary 12 months.....	65.00
M. McNichols, salary 12 months.....	120.00
R. V. Argabrite, salary 1 month.....	29.50
J. A. Casto, salary 9 months.....	402.16
H. W. Keenan, salary 1 + month.....	60.17
Sadie Thomas, salary 7 months.....	224.00
A. R. Stewart, salary 1 month.....	60.00
Jesse Cunningham, salary 12 months.....	48.00
B. F. Leach, salary 12 months.....	57.00
Clarence Cliterpool, salary 6 months.....	30.00
Sylvester Lady, salary 4 months.....	32.66

Sundry services 88 persons each receiving less than \$25.00.....	796.38
<b>Total Salaries.....</b>	<b>\$37,702.54</b>
Beef.....	4,355.02
Pork.....	1,176.59
Poultry.....	208.68
Canned Meat.....	719.06
Other Meats.....	12.00
Butter.....	1,435.58
Oleomargarine.....	1,843.36
Lard.....	1,153.78
Milk.....	472.79
Cheese.....	341.01
Flour.....	6,230.64
Meal.....	130.00
Crackers.....	75.81
Macaroni.....	229.57
Hominy.....	564.95
Sugar.....	1,557.47
Coffee.....	1,697.88
Potatoes.....	1,527.55
Beans.....	1,637.69
Onions.....	173.64
Cabbage and Kraut.....	18.00
Rice.....	796.71
Cereals.....	798.82
Canned Tomatoes.....	925.00
Canned Corn.....	187.50
Other Canned Vegetables.....	79.67
Fresh Beans.....	58.74
Other Fresh Vegetables.....	30.36
Canned Peaches.....	693.63
Canned Plums.....	434.75
Canned Pineapple.....	96.02
Other Canned Fruit.....	145.40
Fresh Peaches.....	4.50
Fresh Apples.....	543.24
Other Fresh Fruit.....	91.13
Dried Peaches.....	49.00
Dried Prunes.....	255.63
Raisins.....	72.50
Syrup.....	675.51
Salt.....	234.73
Spices.....	3.89
Yeast.....	153.96
Baking Powder.....	70.87
Ketchup and Sauces.....	29.90
Flavoring Extracts.....	1.00
Dried Corn.....	191.37
Other Food Supplies.....	199.51
Canning Supplies.....	820.00
Tobacco.....	727.66
Snuff.....	187.92
Laundry Soap.....	342.58
Toilet Soap.....	443.61
Other Cleansers.....	647.95
Other Laundry Supplies.....	223.97
Brooms.....	171.79
Mops and Brushes.....	312.92
Toilet Paper.....	371.40
Disinfectants.....	229.40
Other Janitor Supplies.....	398.23
Ammonia.....	224.93

Table Silver.....	219.11
Table China.....	331.13
Kitchen Utensils.....	281.20
Tables.....	108.00
Carpets and Rugs.....	122.43
Mattresses.....	347.50
Quilts and Blankets.....	1,132.30
Sheets and Cases.....	137.50
Upholstering Supplies.....	50.34
Bed Spreads.....	248.00
Other Household Supplies.....	323.34
Shoes.....	1,107.68
Shoe Repairs.....	73.37
Clothing.....	3,150.10
Dry Goods.....	3,180.89
Notions.....	62.34
Window Shades and Curtains.....	242.78
Amusements.....	170.00
Funeral Expense.....	158.00
Transportation of Patients.....	817.42
Expense Escaped Patients.....	72.17
Rewards.....	73.00
Advance Allowance (Dr. W. D. McClung).....	1,000.00
Notary Fees.....	7.50
Rent.....	300.00
Gas.....	10,214.61
Gasoline.....	224.03
Lubricating Oil.....	665.16
Illuminating Oil.....	46.44
Ice.....	2.10
Electrical Supplies.....	583.89
Plumbing Supplies.....	23.31
Barbering and Supplies.....	63.75
Cement.....	470.56
Hogs.....	169.85
Dairy Feed.....	24.20
Corn.....	317.25
Oats.....	357.15
Chop and Middlings.....	529.89
Bran.....	203.77
Hay.....	197.40
Other Feed.....	136.20
Fertilizer.....	371.56
Seeds.....	130.35
Plants.....	62.30
Automobiles.....	648.30
Harness.....	35.05
Stables Supplies.....	8.25
Vehicle Repairs.....	37.67
Automobile Repairs.....	618.06
Blacksmithing.....	77.08
Engine Room Supplies.....	84.59
Engine Room Repairs.....	258.56
Farm Machinery.....	625.00
Farm Tools.....	170.58
Supplies for State Farm at Maggie, W. Va.....	118.55
Other Farm Supplies.....	90.55
Miscellaneous Hardware.....	553.54
Books.....	46.80
Newspapers.....	44.20
Printing and Advertising.....	68.83
Drugs.....	1,001.18
Surgical Instruments.....	55.89

Surgical Supplies.....	94.01
Laboratory Supplies.....	388.67
Other Hospital Supplies.....	271.60
Medical Attendance.....	115.00
Veterinary Service.....	7.50
Postage.....	217.33
Telephone and Tolls.....	355.26
Freight, Express and Drayage.....	3,268.28
Typewriter.....	47.64
Stationery.....	36.22
Office Supplies.....	185.59
J. Z. Terrell, Trustee, for conviet labor at Maggie, W. Va.....	268.75
N. D. Norman, labor.....	30.00
Traveling Expenses:	
J. N. Chester.....	31.47
Edgar C. Lawson.....	7.86
W. D. McClung.....	63.48
Total.....	\$ 113,630.52
Less discount for cash.....	\$ 411.66
Less freight paid and deducted.....	214.34
Total.....	\$ 113,004.52

Note—The above traveling expense of W. D. McClung was incurred as follows:

Oct. 26, 1921, Nitro.....	\$ 8.60
Nov. 5, 1921, Huntington.....	3.96
Nov. 29, 1921, Parkersburg.....	4.94
Jan. 17, 1922, Charleston.....	15.55
Feb. 21, 1922, Charleston.....	20.47
Mar. 17, 1922, Maggie.....	4.98
Mar. 27, 1922, Maggie.....	4.98
Total.....	\$ 63.48

177.—*Appropriation for Repairs and Improvements Spencer State Hospital.*

Arch Price, lumber.....	\$ 145.20
Spencer Planing Mill, lumber.....	324.10
Builders' Supply Co., lumber.....	105.00
Other Lumber.....	80.84
Brick.....	35.42
Cement.....	281.40
Plaster.....	23.51
Sand.....	109.50
Pittsburgh Plate Glass Co., paint.....	131.85
Plate glass.....	48.54
American Asphalt Paint Co., paint.....	162.67
Crescent Supply Co., paint.....	41.30
Kurfee Paint Co., paint.....	448.35
Berry Brothers, paint.....	47.63
Eagle Paint Co., paint.....	101.90
Paint, oil and varnish.....	166.65
Colonial Supply Co., plumbing supplies.....	77.75
Johns Manville Co., plumbing supplies.....	32.49
Trimble and Lutz, plumbing supplies.....	366.09
Pittsburgh Gauge and Supply Co., plumbing supplies.....	740.77
James B. Clow and Sons, plumbing supplies.....	832.47
Frick and Lindsay Co., plumbing supplies.....	251.01
Other plumbing supplies.....	147.28
Columbus Gas Engine Co., shafts for engines.....	715.00
Gas engine.....	715.00

Meehan Appliance Co., motor and pulleys.....	450.09
Cherry Bassett Co., ice cream mixer.....	214.20
De Lavel Separator Co., centrifugal emulsifier.....	414.60
Charleston Industrial Corporation, coffee and hot water urns.....	210.00
Pugh Furniture Co., casters for beds.....	240.10
Acme Asbestos Covering and Supply Co., sanitary flooring.....	1,173.16
Pump for dairy.....	55.00
Pulleys.....	57.62
Repairs for pumps.....	70.69
Mazda lamps.....	163.08
Electrical supplies.....	161.17
Repairs for planer.....	18.16
Repairs to laundry machine.....	130.00
Repairs to barn.....	14.71
Repairs to roof.....	86.00
Repairs to furniture.....	14.81
Engine room supplies.....	221.29
Engine room repairs.....	90.01
Windows and window guards.....	137.57
Slate roofing.....	174.31
Bath tubs.....	94.00
Cooler for dairy.....	140.00
Screen wire.....	27.49
Plate glass.....	32.94
Cot pads.....	35.00
Ladders.....	34.10
Locks and Keys.....	62.63
Blacksmithing and material.....	219.19
Stencils.....	2.33
Upholstering supplies.....	36.53
Miscellaneous hardware.....	131.07
Labor:	
J. N. Burdette.....	780.00
Walter Douthat.....	354.00
Charles Hamilton.....	85.00
Clarence Twitapoo.....	25.00
Alonzo Barber.....	100.00
O. O. Wright.....	58.00
John Berger.....	179.99
Jacob Jordon.....	51.75
H. B. Wright.....	138.60
J. E. Wolfe.....	10.00
E. C. Gibbs.....	5.00
Total.....	\$ 12,830.91
178.—Appropriation for Buildings and Land Spencer State Hospital.	
Clarksburg Engineering Co., traveling expense.....	\$ 23.31
Charles F. Mebus, traveling expense.....	61.15
Total.....	\$ 84.46
Recapitulation General Revenue Expenditures:	
Current General Expenses.....	\$ 113,004.52
Repairs and Improvements.....	12,830.91
Buildings and Land.....	84.46
Grand Total—Spencer State Hospital.....	\$ 125,919.89

## WESTON STATE HOSPITAL.

## 179.—Appropriation for Current General Expenses of Weston State Hospital.

## Salaries:

Dr. C. E. White, superintendent, salary 9 months . . . \$	2,700.00
Dr. Cecil Denham, superintendent, salary 3 months . . .	900.00
Dr. Cecil Denham, physician, salary 8 + months . . .	1,501.60
Dr. J. G. Pettit, physician, salary 12 months . . . . .	2,350.00
Dr. M. R. Casey, physician, salary 1 month . . . . .	175.00
Mary Bennett, clerk, salary 12 months . . . . .	300.00
C. E. McGinnis, clerk, salary 12 months . . . . .	1,800.00
Anna McGary, stenographer, salary 3 months . . . . .	150.00
Nelle Carney, stenographer, salary 9 months . . . . .	450.00
J. A. Lorentz, supervisor, salary 10 months . . . . .	650.00
Mary Ware, supervisor, salary 12 months . . . . .	456.77
Mary A. Fisher, supervisor, salary 10 months . . . . .	550.00
Sherman Moore, engineer, salary 12 months . . . . .	2,100.00
H. F. Clark, engineer, salary 7 months . . . . .	700.00
A. G. Giffen, engineer, salary 12 months . . . . .	1,200.00
Ira Wamsley, engineer, salary 4 + months . . . . .	425.80
Roma Humphreys, cook, salary 12 months . . . . .	480.00
Sadie C. Pitzer, cook, salary 1 + month . . . . .	53.65
Laura Beans, cook, salary 11 + months . . . . .	461.33
Henry Schroder, baker, salary 12 months . . . . .	1,200.00
Arthur Henry, pumpman, salary 12 months . . . . .	1,110.00
M. B. Turner, farmer, salary 12 months . . . . .	920.00
A. E. Wright, farmer, salary 2 months . . . . .	160.00
Mrs. W. P. O'Hara, matron, salary 12 months . . . . .	660.00
Raymond Hurst, fireman, salary 3 + months . . . . .	251.61
Roy Stark, fireman, salary 1 month . . . . .	65.00
L. L. Gould, fireman, salary 1 month . . . . .	56.33
M. M. Priest, undertaker, salary 12 months . . . . .	275.00

## Attendants:

John Caynor, salary 12 months . . . . .	750.00
D. B. Wyckoff, salary 12 months . . . . .	480.00
Eva Ray, salary 12 months . . . . .	480.00
Glen Bonnett, salary 4 months . . . . .	200.00
C. A. Bennett, salary 12 months . . . . .	600.00
Alice Bennett, salary 12 months . . . . .	600.00
Pat Mahan, salary 4 months . . . . .	200.00
James Tims, salary 12 months . . . . .	560.00
T. C. Alford, salary 12 months . . . . .	533.87
Will Watson, salary 3 months . . . . .	150.00
Hugh Harris, salary 12 months . . . . .	600.00
W. T. Wiant, salary 12 months . . . . .	600.00
John Galooley, salary 12 months . . . . .	600.00
Ed Schwartz, salary 12 months . . . . .	600.00
Herbert Sapp, salary 6 + months . . . . .	325.80
Harold Smith, salary 4 months . . . . .	200.00
Martin McLaughlin, salary 12 months . . . . .	600.00
Wort Tucker, salary 12 months . . . . .	600.00
Wm. Fisher, salary 12 months . . . . .	600.00
D. P. Mollohan, salary 12 months . . . . .	600.00
A. H. Mason, salary 12 months . . . . .	600.00
John Fealey, salary 12 months . . . . .	600.00
Anna Rice, salary 12 months . . . . .	600.00
Harry Hager, salary 12 months . . . . .	595.00
R. M. Conner, salary 12 months . . . . .	535.00
Boyd Hacker, salary 12 months . . . . .	535.00
John Morrison, salary 12 months . . . . .	480.00
Ray Butcher, salary 3 months . . . . .	135.00
Claude Simons, salary 10 months . . . . .	488.87
Iva Mullens, salary 9 months . . . . .	495.00

James Hacker, salary 12 months.....	540.00
Brown Johnson, salary 12 months.....	540.00
R. W. Baker, salary 4 months.....	180.00
Elijah Henry, salary 11 months.....	495.00
John Lewis, salary 11 months.....	495.00
Luther Brown, salary 12 months.....	540.00
Earl Kirkpatrick, salary 4 months.....	195.00
Lovie Bailey, salary 12 months.....	345.00
Flora Butcher, salary 12 months.....	360.00
Mollie Murray, salary 12 months.....	341.50
Bertha Beamer, salary 12 months.....	360.00
Grace Townsend, salary 9 + months.....	285.34
Annie McCudden, salary 12 months.....	371.48
Irene Hardman, salary 10 months.....	328.90
Gertrude Heflin, salary 3 months.....	99.00
Andes Lake, salary 12 months.....	393.87
Blanche Southall, salary 1 month.....	33.00
Georgia Taylor, salary 6 + months.....	189.49
Olivia Linger, salary 7 months.....	197.74
Clara Bush, salary 3 + months.....	102.30
Agnes Smith, salary 11 months.....	352.82
Mary Ryan, salary 12 months.....	412.10
Roxie Langford, salary 9 months.....	288.83
Rada Stout, salary 12 months.....	404.95
Mary McGary, salary 10 months.....	332.65
Nora Killingsworth, salary 10 months.....	372.41
Biddie Ryan, salary 12 months.....	399.67
Vada Beamer, salary 2 + months.....	73.54
Frona Smith, salary 1 + month.....	51.07
Ella Murray, salary 12 months.....	420.00
Chloride Queen, salary 12 months.....	360.00
Murial Floyd, salary 12 months.....	355.00
Lulu Hively, salary 12 months.....	417.74
Opie Talbarr, salary 12 months.....	408.75
Mamie Bragg, salary 7 months.....	235.00
Nora Hays, salary 1 + month.....	57.58
Grace Barker, salary 2 months.....	63.00
Mary Cummings, salary 12 months.....	420.00
Virginia Stockert, salary 12 months.....	420.00
Clara Keller, salary 11 months.....	355.31
Mona Bohan, salary 11 months.....	375.08
Bettie Johnson, salary 12 months.....	360.00
Lottie Smith, salary 12 months.....	377.90
Maud Johnson, salary 12 months.....	401.00
Gay Cobbs, salary 12 months.....	401.00
Mary Hall, salary 12 months.....	384.00
Margaret Gafney, salary 12 months.....	396.00
Mollie Sandy, salary 2 months.....	60.00
Bess Brooks, salary 11 + months.....	340.00
Ida Mollohan, salary 3 + months.....	96.13
Annie Blue, salary 12 months.....	300.00
Mary Burke, salary 12 months.....	276.00
Ida Batten, salary 8 months.....	232.50
Geneva Peterson, salary 9 + months.....	223.74
Andra Richardson, salary 12 months.....	370.00
Geo. Gum, salary 11 + months.....	423.06
Emma Gum, salary 11 + months.....	420.80
Mrs. C. L. Lewis, salary 2 + months.....	80.64
Mollie Henry, salary 10 + months.....	348.55
Icic Bragg, salary 1 month.....	33.00
Oledia Griffin, salary 9 + months.....	301.45
James Cummings, salary 8 + months.....	421.67
Henry Fitzpatrick, salary 7 months.....	315.00



Genevieve Davis, salary 9 months.....	290.61
Isa Bragg, salary 9 months.....	294.87
Theresa Davis, salary 7 months.....	208.49
Dessie Hildebrand, salary 2 + months.....	86.45
W. C. Duncan, salary 6 months.....	333.87
Lebous Heflin, salary 8 months.....	355.00
J. H. Johnson, salary 7 + months.....	336.77
Philip Beckley, salary 2 + months.....	109.68
Georgia Smith, salary 1 + month.....	55.58
Beatrice McDonald, salary 7 + months.....	258.00
Lula Lewis, salary 3 months.....	105.00
Mary McCray, salary 1 + month.....	54.19
Theresa Davis, salary 2 months.....	66.00
James Ray, salary 2 months.....	100.00
John Francis, salary 2 months.....	233.39
J. W. Downey, salary 2 months.....	90.32
Elizabeth Ryan, salary 1 + month.....	48.34
Earl Dodd, salary 1 month.....	29.84
Ella Nolan, salary 1 + month.....	51.32
Harry Frame, salary 4 + months.....	250.97
Icie Clark, salary 6 months.....	175.00
Mary Owens, salary 4 + months.....	147.26
Ella Hurst, salary 3 + months.....	132.25
W. T. Wheeler, salary 1 month.....	45.00
Lizzie Rush, salary 1 month.....	28.33
Lottie Tims, salary 1 month.....	40.00
Chas. Shobe, salary 10 + months.....	516.13
Bertha Johnson, salary 4 months.....	103.33
<b>Watchmen:</b>	
James Bassel, salary 8 months.....	395.00
W. H. Downey, salary 1 + months.....	74.20
Bryan Pirkey, salary 4 months.....	219.35
<b>Waitresses:</b>	
Maud Priest, salary 2 months.....	48.00
Effie Thornhill, salary 10 months.....	300.00
Erma Queen, salary 8 months.....	200.00
Rosa Bragg, salary 3 + months.....	81.06
<b>Laundresses:</b>	
Biddie Connel, salary 11 months.....	308.00
Mary Connel, salary 12 months.....	336.00
Flora Hull, salary 12 months.....	336.00
Mamie Dotson, salary 12 months.....	336.00
Lottie Shearer, salary 1 + month.....	33.06
Fannie Brown, salary 12 months.....	312.00
Ethel Kisling, salary 11 months.....	271.77
Eva Spencer, salary 10 + months.....	282.87
Cora Spencer, salary 1 month.....	25.00
Tabitha Finchman, salary 2 + months.....	65.83
Elizabeth Thompson, salary 7 + months.....	183.67
Myrtle Dotson, salary 7 + months.....	185.32
Beatrice Hosaflook, salary 3 months.....	25.00
Lillian Wells, salary 2 + months.....	78.22
Maud Clark, salary 3 + months.....	88.39
Lyda Abrogast, salary 1 month.....	25.00
<b>Patients:</b>	
Jas. Stephens, salary 12 months.....	60.00
John Jones, salary 12 months.....	36.00
Laura B. Hagan, salary 9 + months.....	95.00
Jess King, salary 12 months.....	36.00
Golda Moore, salary 10 months.....	30.00
Frank Lohline, salary 12 months.....	60.00
James Amick, salary 12 months.....	120.00
Henry Abel, salary 12 months.....	60.00

Repairs and Improvement Expenditure paid from wrong appropriation classified under repairs and improvements appropriation.....	335.00
Cecil Denham, assignee sundry employes.....	106.96
C. E. White, assignee sundry employes.....	535.85
Sundry labor 25 persons each receiving less than \$25.00	320.13
Total Salaries.....	\$67,176.86
Beef.....	18,249.80
Pork.....	1,504.54
Poultry.....	66.31
Fish.....	42.00
Oysters.....	84.75
Canned Meat.....	486.00
Eggs.....	835.92
Butter.....	703.27
Oleomargarine.....	4,330.96
Lard.....	653.63
Milk.....	3,431.13
Cheese.....	421.00
Flour.....	12,710.28
Meal.....	440.70
Crackers.....	123.89
Macaroni.....	540.33
Hominy.....	457.58
Sugar.....	2,038.34
Coffee.....	1,721.20
Tea.....	4.00
Potatoes.....	3,355.92
Beans.....	1,929.08
Onions.....	388.12
Cabbage and Kraut.....	23.93
Rice.....	1,842.50
Cereals.....	446.43
Canned Tomatoes.....	1,635.00
Canned Corn.....	78.00
Canned Peas.....	789.88
Fresh Tomatoes.....	16.39
Fresh Corn.....	54.37
Fresh Beans.....	137.54
Other Fresh Vegetables.....	120.21
Canned Pears.....	116.25
Other Canned Fruit.....	65.04
Apple Butter.....	237.95
Fresh Apples.....	30.00
Other Fresh Fruit.....	148.56
Dried Peaches.....	1,087.50
Dried Prunes.....	1,162.50
Raisins.....	359.25
Syrup.....	837.10
Pepper.....	56.60
Salt.....	222.75
Spices.....	1.20
Yeast.....	642.95
Baking Powder.....	251.99
Vinegar.....	69.87
Ketchup Sauces.....	102.35
Flavoring Extracts.....	6.00
Dried Corn.....	492.00
Other Food Supplies.....	191.46
Refund to pay Patients.....	53.00
Tobacco.....	1,586.34
Snuff.....	439.05
Laundry Soap.....	1,381.44

Toilet Soap.....	319.75
Other Cleansers.....	1,033.50
Other Laundry Supplies.....	1,230.83
Brooms.....	482.50
Mops and Brushes.....	356.98
Toilet Paper.....	276.25
Disinfectants.....	409.90
Other Janitor Supplies.....	167.82
Ammonia.....	35.36
Table Silver.....	34.67
Table China.....	517.49
Kitchen Utensils.....	82.20
Furniture.....	60.47
Springs, Cots and Bedsteads.....	19.80
Carpets and Rugs.....	24.13
Sheets and Cases.....	56.34
Bed Spreads.....	867.72
Upholstering Supplies.....	496.67
Other Bedding.....	66.87
Other Household Supplies.....	143.42
Shoes.....	1,431.60
Shoe Repairs.....	516.90
Clothing.....	3,962.22
Dry Goods.....	5,887.12
Notions.....	64.57
Amusements.....	293.99
Religious Services.....	100.00
Funeral Expense.....	3,497.84
Transportation of Patients.....	230.96
Expense Escaped Patients.....	124.06
Rent.....	83.62
Coal.....	9,747.31
Gas.....	12,937.22
Electricity.....	2,772.36
Gasoline.....	475.50
Lubricating Oil.....	310.65
Illuminating Oil.....	53.98
Electrical Supplies.....	475.36
Barbering and Supplies.....	101.14
Premium on official Bonds.....	20.00
Cattle.....	125.00
Hogs.....	85.00
Sacks and Bags.....	5.28
Dairy Feed.....	1,659.13
Oats.....	544.69
Hay.....	1,898.86
Straw.....	167.28
Fertilizer.....	160.24
Seeds.....	400.12
Shrubbery.....	91.75
Stable Supplies.....	38.15
Auto Repairs.....	6.50
Blacksmithing and Material.....	140.45
Engine Room Supplies.....	199.90
Miscellaneous Hardware.....	123.29
Music Supplies.....	26.25
Newspapers.....	5.00
Printing and Advertising.....	28.98
Drugs.....	651.58
Surgical Instruments.....	36.69
Surgical Supplies.....	130.76
Other Hospital Supplies.....	142.96
Dental Work.....	64.50

Veterinary Services.....	183.43
Postage.....	247.07
Telephone and Tolls.....	300.97
Telegraph.....	19.25
Freight, Express and Drayage.....	7,122.16
Typewriters.....	75.30
Stationery.....	107.37
Office supplies.....	93.52
R. H. Hefner, pruning fruit trees.....	40.00
Repair bills paid through error, see R. & I. for classification.....	5,676.61
C. E. White, trip to Charleston June 15-17, 1921....	23.11
C. E. White, trip to Spencer Oct, 1921.....	18.69
C. E. White, trip to Uniontown, Pa., Nov., 1921....	13.03
C. T. Kelly, traveling expense.....	4.19
Cecil Denham, traveling expense.....	18.69
Total.....	\$ 206,825.83
Less discount for cash.....	\$ 726.48
Less freight paid and deducted.....	370.48
Net Total.....	\$ 205,728.87

180.—*Appropriation for Repairs and Improvements Weston State Hospital.*

C. E. Collins, on contract, sewage disposal plant.....	\$ 600.00
Material for water pumping plant.....	1,150.29
Worthington Pump and Machine Co., power pumps.....	5,400.00
Kittery Brick and Fire Clay Co., brick.....	1,558.73
Brick and fire clay.....	208.89
Burke Electric Co., motors and equipment.....	2,364.61
Charleston Elect. Co., electrical supplies.....	1,662.97
Sands Electric Co., electrical supplies.....	1,937.94
Walker and Kepler, electrical supplies.....	1,205.76
Dudley Elect and Machine Co., electrical supplies....	222.90
Western Electric Co., electrical supplies.....	782.36
Duplex Lightning Works, electric supplies.....	118.80
Electrical supplies.....	188.27
General Naval Stores, paint.....	46.94
Hanline Brothers, paint.....	43.39
Ames, Asphalt Paint Co., paint.....	74.25
Berry Brothers, paint.....	78.11
Eagle Picher Lead Co., paint.....	311.90
Wm. Graham Co., paint.....	69.16
Pittsburg Plate Glass Co., paint.....	105.37
Kurfee Paint Co., paint.....	313.60
John Lucas Co., paint.....	105.02
Paint, oil and varnish.....	17.88
Cement.....	633.40
Lime.....	153.50
Sewer pipe.....	150.44
Sand.....	230.30
W. T. McWhorter, lumber.....	468.01
Sprigg Lumber Co., lumber.....	995.89
Lumber.....	54.99
Builders' stone.....	96.51
Simpson Bros., plumbing supplies.....	52.70
Danser Mfg. Co., plumbing supplies.....	891.45
Colonial Supply Co., plumbing supplies.....	109.43
Crane Co., plumbing supplies.....	48.27
Pittsburg Gauge and Supply Co., plumbing supplies....	29.40
Trimble and Lutz, plumbing supplies.....	155.61
Plumbing supplies.....	200.36
Manhole frames and covers.....	27.00

Ventilators.....	42.63
Chapman Valve Mfg. Co., gate and check valves....	364.25
Iron pipe and fittings.....	216.72
Steam trap for water plant.....	74.24
Hot water meter and couplings.....	124.35
Frick and Lindsay, iron pipe.....	938.20
Water gauge.....	16.23
Kelly and Jones, pipe and fittings.....	319.15
Philip Carey Co., pipe covering.....	243.21
Norristown Asbestos Co., pipe covering.....	311.61
The Whitlock Coil Pipe Co., heaters.....	562.52
Worthington Pump Co., parts for pump.....	308.00
Boiler tubes.....	187.56
Grate bars for boilers.....	180.00
Fisher Leather Belting Co., leather belts.....	299.72
Repairs for boilers.....	13.00
Danser Mfg. Co., engine room repairs.....	190.14
Engine room repairs.....	48.53
Engine room supplies.....	186.86
Weston Milling Co., mill dam.....	2,000.00
H. L. Lockhart, slate roofing.....	405.35
Other slate roofing.....	192.50
Simpson Bros., repairs to roof.....	219.55
Rubberoid roofing.....	36.25
Repairs for roof.....	61.58
Repairs to truck.....	28.03
Repairs to pump.....	67.30
Repairs to sidewalk and railroad siding.....	86.34
Repairs to X-Ray.....	26.45
Repairs to urn.....	54.00
Vitrolite Construction Co., table tops.....	341.55
Garbage can.....	31.50
Rubber hose.....	49.84
Charcoal and oxygen.....	19.05
Blacksmithing.....	41.62
Wire fence.....	85.62
Potato boilers.....	31.85
Hospital beds.....	235.20
Upholstering supplies.....	135.00
Plate glass.....	103.52
Fruit and shade trees.....	165.50
Miscellaneous hardware.....	387.06
Freight, express and drayage.....	472.98
Transfer to State Board Control, Special Revenue, to pay existing contracts.....	6,458.54
<b>Labor:</b>	
J. W. Lynch.....	600.00
John Grigsby.....	720.00
Mason Priest.....	625.00
F. C. Mourning.....	441.12
T. V. Clarke.....	1,200.00
James Von Dissen.....	840.00
Frank Fisher.....	895.82
Charles Lynch.....	305.88
M. J. Casey.....	431.70
Ross White.....	28.00
J. Shay.....	175.44
Roy Ketson.....	169.07
Ernest Hitson.....	52.50
John Fitzpatrick.....	134.38
F. G. Jackson.....	23.04
A. L. Jackson.....	23.04
John Martin.....	23.04

French Butcher.....		56.73
Scott Butcher.....		81.00
J. M. Henry.....		207.50
R. Fisher.....		34.50
G. C. Finster.....		189.17
John Hardman.....		43.00
Ben Ray.....		52.50
Oliver Montgomery.....		199.50
Charles Stewart.....		138.60
L. Brown.....		73.50
Fred Smith.....		124.69
C. T. Detamore.....		28.00
A. O. Coberly.....		311.72
Arthur Henry.....		15.00
Tom Clem.....		8.75
G. A. Taylor.....		221.67
J. B. Hamrick.....		249.17
Charles McCauley.....		199.50
Thos. Shearer.....		48.00
Thos. Lockhart.....		38.33
A. J. Fultineer.....		48.00
J. D. Adkinson.....		90.00
Philip Hyre.....		42.00
A. Vasser.....		33.00
J. T. Barnes.....		16.50
E. Henry.....		15.00
H. Skinner.....		15.00
G. W. Hess.....		7.50
Lee Teter.....		6.00
A. McCray.....		9.00
Total.....	\$	48,518.36
Less amount paid from current expense. . .	\$ 335.00	
Less refund, advance allowance (previous years).....	2,255.28	2,590.28
Net Total.....	\$	45,928.08

Wherever a part of the same class of expenditure is paid out of "State Fund, General Revenue," and part out of "State Fund, Special Revenue," the total amount is included in above General Revenue classification.

Amount of above paid out of General Revenue.....	\$	33,486.64
Amount of above paid out of Special Revenue.....		12,441.44
Total as above.....	\$	45,928.08

181.—*Appropriation for Buildings and Land Weston State Hospital.*

C. E. White, advance allowance to pay repair and improvement bills.....	\$	2,500.00
Recapitulation General Revenue Expenditures:		
Current Expense.....	\$	191,708.53
Repairs and Improvements.....		33,486.64
Buildings and Land.....		2,500.00
Grand Total—Weston State Hospital.....	\$	227,695.17

## WELCH HOSPITAL NO. 1.

## 182.—Appropriation for Current General Expense Welch Hospital No. 1

## Salaries:

Dr. Chas. F. Hicks, superintendent, salary 1 month.. \$	375.00
Dr. A. G. Rutherford, superintendent, salary 11 months	4,064.51
G. L. Straub, assistant surgeon, salary 1 + month....	350.00
J. F. Warren, assistant surgeon, salary 1 month.....	115.00
H. H. Purinton, assistant surgeon, salary 4 months..	767.70
Kent T. Royal, assistant surgeon, salary 3 + months	703.20
Geo. E. W. Hardy, assistant surgeon, salary 3 months	600.00
Dr. M. W. Wilson, interne, salary 8 months.....	1,000.00
Daisy Arnold, secretary, salary 1 month.....	165.00
Minnie J. Harrell, secretary, salary 10 + months....	1,027.54
Sadie Ritchie, head nurse, salary 2 + months.....	264.50
Lena Sessler, superintendent of nurses, salary 1 month	150.00
Viola M. Swan, superintendent of nurses, salary 2 + months.....	326.02
Rose Fuller, superintendent of nurses, salary 8 months	955.60
Virginia Beavers, surgical nurse, salary 1 + month...	145.64
Virginia Barnett, surgical nurse, salary 5 months....	500.00
Nina Gordon, surgical nurse, salary 1 month.....	135.00
Mary Simperts, surgical nurse, salary 1 month.....	135.00
Ruth Swaggerty, surgical nurse, salary 2 + months..	276.16
Elizabeth Brown, surgical nurse, salary 1 + month..	183.85
Mrs. Helen Atkinson, supervisor, salary 1 month....	70.95
Edna Davis, supervisor, salary 2 months.....	113.85
Blanche Hicks, supervisor, salary 2 + months.....	261.27
Margaret Clifton, supervisor, salary 3 + months....	369.68
Gertrude Snyder, supervisor, salary 1 + month.....	164.50
Geo. Byrum, engineer, salary 2 + months.....	305.16
Alex Collins, engineer, salary 7 + months.....	986.28
Dr. C. A. Kingman, interne, salary part month.....	71.46
Russell Clark, engineer, salary 1 + month.....	167.28
W. H. Clark, engineer, salary 4 + months.....	596.72
Kelley Campbell, engineer, salary 3 months.....	375.00
Frank Crawford, engineer, salary 4 + months.....	633.88
Alex Crawford, engineer, salary 1 month.....	150.00
Louise Herbert, maid, salary 4 + months.....	116.66
Anna Wyche, maid, salary 2 + months.....	78.21
Lucy White, cook, salary 11 + months.....	583.88
Lizzie Sherman, cook, salary 12 months.....	600.00
Joe Vaughn, butler, salary 1 month.....	40.00
Chas. Leo, chauffeur, salary 7 + months.....	791.73
Pearl McKenzie, maid, salary 2 + months.....	76.44
James Collins, ambulance driver, salary 1 + month...	96.00
D. F. Sheets, abstractor, salary 1 month.....	200.00
<b>Nurses:</b>	
Belva Bradley, salary part month.....	20.00
Dallas Cline, salary part month.....	20.00
Flora Dance, salary 1 + month.....	47.74
Blanche Chafin, salary part month.....	15.00
Sarah Angove, salary 1 month.....	35.80
Mabel Nichols, salary 4 months.....	93.53
Nina Thobbs, salary 2 + months.....	287.51
Ethel Rice, salary 2 + months.....	290.30
Norma Young, salary 1 + month.....	140.31
Lillian Hoover, salary 1 month.....	58.10
Mabel Jones, salary 9 + months.....	181.64
Sallie Jones, salary 9 + months.....	175.33
Laura Spangle, salary 8 + months.....	142.27
Bessie French, salary 2 + months.....	40.75
Goldia Burke, salary 10 months.....	153.88

Lottie Boggs, salary 2 months.....	31.76
May Maxwell, salary 12 months.....	205.00
Virginia Dale, salary 2 + months.....	42.08
Daphne Kemp, salary 3 + months.....	54.00
Viola Cowan, salary 11 + months.....	173.00
Ethel King, salary 3 + months.....	63.87
Louise Dalbert, salary 10 + months.....	152.91
Belle Lacy, salary 3 + months.....	106.46
Hallie Harmon, salary 8 months.....	160.00
Vera Brown, salary 3 + months.....	48.22
Thelma Hatfield, salary 3 months.....	49.52
Gladys Williams, salary 3 months.....	42.08
Ruby Clifton, salary 2 + months.....	34.85
Orderlies:	
Philip Street, salary 12 months.....	428.38
S. Fortunato, salary 12 months.....	776.11
Joe Cataloni, salary 2 + months.....	135.49
Elisha Dooley, salary 1 + month.....	62.15
Wm. Smith, salary 1 month.....	50.00
Alphonso Turner, salary 1 + month.....	46.78
John Green, salary 5 + months.....	301.39
Leon Dickerson, salary 5 + months.....	304.20
Luth McAlister, salary 1 month.....	28.64
Ernest Taylor, salary 6 + months.....	344.99
W. Sawyers, salary 6 + months.....	211.55
Wm. Ross, salary 3 + months.....	98.40
Sam Keen, salary 2 + months.....	58.55
H. Street, salary 1 + month.....	65.11
Waiters and Waitresses:	
Marie Holland, salary 1 month.....	30.00
Lillian Holland, salary 1 + month.....	45.80
Thos. Farrar, salary 7 + months.....	330.78
Laundry Workers:	
Celia Steptoe, salary 2 + months.....	76.78
Lee White, salary 11 + months.....	394.04
Carrie Horton, salary 4 + months.....	158.10
Mattie Miller, salary 4 + months.....	185.16
Nettie Broadnax, salary 1 month.....	35.00
Inez Rogers, salary 4 + months.....	156.91
Agnes Farrar, salary 4 + months.....	163.73
Wm. Lovens, labor, salary 10 months.....	378.00
Eliza Bundy, labor, salary 4 part months.....	48.41
Otha Brown, labor, salary 2 part months.....	36.00
Sundry services 25 persons each receiving less than \$25	284.16
Total Salaries.....	\$27,189.19
Beef.....	1,476.92
Pork.....	426.33
Poultry.....	371.44
Fish.....	24.97
Oysters.....	36.47
Canned Meats.....	124.73
Other Meats.....	52.40
Eggs.....	1,016.28
Butter.....	328.10
Oleomargarine.....	225.14
Lard.....	140.74
Milk.....	1,404.76
Ice Cream.....	1.80
Cheese.....	64.22
Flour.....	418.32
Meal.....	10.27
Bread.....	287.40
Crackers.....	119.68



Macaroni.....	44.10
Hominy.....	9.60
Sugar.....	307.23
Coffee.....	301.57
Potatoes.....	390.33
Beans.....	146.53
Onions.....	14.00
Cabbage and Kraut.....	124.89
Rice.....	66.99
Cereals.....	98.40
Canned Tomatoes.....	91.94
Canned Corn.....	27.80
Canned Peas.....	49.12
Other Canned Vegetables.....	126.02
Fresh Tomatoes.....	64.85
Fresh Beans.....	38.55
Other Fresh Vegetables.....	230.74
Canned Peaches.....	105.98
Canned Pears.....	93.53
Canned Apricots.....	23.55
Canned Pineapples.....	31.10
Canned Cherries.....	83.60
Other Canned Fruit.....	102.05
Fresh Peaches.....	56.65
Fresh Apples.....	7.75
Other Fresh Fruit.....	199.76
Dried Peaches.....	61.31
Dried Prunes.....	67.63
Dried Apples.....	59.70
Other Dried Fruit.....	22.08
Syrup.....	34.45
Salt.....	34.30
Spices.....	1.14
Yeast.....	25.06
Vinegar.....	9.92
Ketchup and Sauces.....	20.80
Flavoring Extracts.....	3.65
Other Food Supplies.....	297.04
Laundry Soap.....	314.50
Toilet Soap.....	87.46
Other Cleansers.....	236.71
Other Laundry Supplies.....	84.84
Brooms.....	1.00
Mops and Brushes.....	14.50
Toilet Paper.....	37.50
Disinfectants.....	39.00
Lawn Supplies.....	16.88
Other Janitor Supplies.....	281.25
Table Silver.....	3.35
Table China.....	45.97
Kitchen Utensils.....	23.82
Chairs.....	114.55
Desks.....	98.80
Other Furniture.....	61.55
Springs, Cots and Bedsteads.....	56.80
Carpets and Rugs.....	9.67
Mattresses.....	16.48
Quilts and Blankets.....	277.20
Sheets and Cases.....	551.83
Bedspreads.....	153.45
Other Bedding.....	48.51
Other Household Supplies.....	32.73
Clothing.....	149.53

Dry Goods.....	905.30
Notions.....	60.78
Window Shades and Curtains.....	54.36
Athletic Supplies.....	25.25
Court Costs and Attorney Fee.....	27.00
Coal.....	8,368.61
Electricity.....	642.69
Gasoline.....	351.49
Lubricating Oil.....	199.19
Illuminating Oil.....	3.00
Water.....	88.87
Ice.....	92.94
Electrical Supplies.....	366.34
Plumbing Supplies.....	73.58
Barbering and Supplies.....	6.98
Premium on Official Bond.....	15.00
Plants.....	22.71
Auto Repairs.....	306.13
Blacksmithing.....	1.50
Paint, Oil and Varnish.....	210.98
Engine Room Supplies.....	357.15
Engine Room Repairs.....	25.69
Farm Supplies.....	146.95
Miscellaneous Hardware.....	150.20
Books.....	393.65
Newspapers.....	7.15
Printing and Advertising.....	147.65
Drugs.....	1,644.63
Drug Equipment.....	15.33
Surgical Instruments.....	979.64
Surgical Supplies.....	1,171.36
Gauze.....	640.06
X-Ray and Equipment.....	4,988.57
Other Hospital Supplies.....	699.65
Medical Attendance.....	141.17
Postage.....	116.26
Telephone and Tolls.....	140.34
Telegraph.....	72.27
Freight, Express and Drayage.....	978.86
Stationery.....	129.28
Office Supplies.....	271.88
Sundry labor 12 persons each receiving less than \$25	121.35
C. T. Kelly, traveling expense.....	13.33
David F. Sheets, traveling expense.....	53.95
A. G. Rutherford, traveling expense Cincinnati, Chicago and Rochester.....	170.33
<b>Total.....</b>	<b>\$ 65,350.15</b>
Less discount for cash.....	\$168.16
Less freight paid and deducted.....	111.83
Less refund, advance allowance, previous year.....	300.00
<b>Total.....</b>	<b>\$ 64,770.16</b>

Wherever a part of the same class of expenditure is paid out of "State Fund, General Revenue," and a part out of "State Fund, Special Revenue," the total amount is included in the above General Revenue classification.

Amount of above paid out of General Revenue.....	\$ 45,000.00
Amount of above paid out of Special Revenue.....	19,770.16
<b>Total as above.....</b>	<b>\$ 64,770.16</b>

<b>183.—Appropriation for Repairs and Improvements, Welch Hospital No. 1.</b>		
Lewis Mfg. Co., two ready cut house patterns.....	\$	2,659.00
Greene and Stowe, erecting ready cut houses.....		1,351.02
Labor and material for tenant houses.....		559.62
Plumbing and heating houses.....		1,199.00
Electrical wiring houses.....		103.95
Welch Lumber Co., lumber.....		588.84
Other Lumber.....		18.99
Eagle Lead Co., paint.....		61.14
Kurfee Paint Co., paint.....		166.36
Pittsburg Plate Glass Co., paint.....		50.79
American Asphalt Paint Co., paint.....		74.25
Paint, Oil and Varnish.....		148.85
Paint Brushes.....		15.00
McNary and Johnson, plumbing supplies.....		551.88
Electrical supplies and wiring.....		121.73
Fred J. Eichart, plumbing supplies.....		156.93
Other plumbing supplies.....		35.29
Galvanized pipe.....		106.50
Repairs for refrigerating machine.....		15.51
Repairs for laundry.....		65.32
Repairs for ice plant.....		8.53
Repairs for pump.....		217.86
Repairs to motor.....		74.23
Repairs to roof and conductors.....		89.40
Repairs to water well and pump.....		211.50
McDowell Const. Co., concrete work.....		170.97
Angelo Marin, concrete work.....		167.56
Brick and fire clay.....		83.04
Grates for boilers.....		182.80
Acme Asbestos Construction Co., sanitary floor in sterilizing room.....		212.00
Tony James, material and labor.....		78.46
Plaster.....		14.90
Poultry wire.....		22.28
Electrical Supplies.....		43.68
Engine Room Supplies.....		19.32
Miscellaneous Hardware.....		83.50
Freight, Express and Drayage.....		38.53
Plate Glass.....		70.85
A. A. Soupart, per diem.....		12.00
Traveling Expense.....		8.99
A. G. Rutherford, advance allowance.....	\$1,200.00	
Less Refund.....	200.00	1,000.00
<b>Labor:</b>		
Ed Elliott, painter.....		693.75
E. M. Blankenship, painter.....		756.00
J. W. Bingham, painter.....		918.57
J. W. Mullins, painter.....		115.24
B. E. Jennings, painter.....		32.50
C. E. Pearce, painter.....		48.00
T. S. Hawkins, carpenter.....		96.00
E. R. McLane, carpenter.....		18.40
W. T. Patterson, carpenter.....		256.30
G. W. Farthing, carpenter.....		62.40
S. M. Thomas, carpenter.....		83.20
Sam Richardson, carpenter.....		72.00
Mike Stoloveski, plasterer.....		152.25
W. L. Guespie, plasterer.....		50.75
Mike Szenborn, plasterer.....		22.50
Adam Szlafa, plasterer.....		62.10
Joe Szlafa, plasterer.....		47.75
John Albany, laborer.....		46.35

Dewey Albany, laborer.....	39.60
Ernest Smith, laborer.....	24.00
J. W. Crawford, laborer.....	9.00
Long Lafa, laborer.....	8.58
James Collins, laborer.....	10.80
A. Z. Paseley, laborer.....	13.50
W. E. Elliott, laborer.....	18.40
<b>Total.....</b>	<b>\$ 14,518.31</b>

Wherever a part of the same class of expenditure is paid out of "State Fund, General Revenue," and part out of "State Fund, Special Revenue," the total amount is included in above General Revenue classification.

Amount of above paid out of General Revenue.....	\$ 13,489.14
Amount of above paid out of Special Revenue.....	1,029.17
<b>Total.....</b>	<b>\$ 14,518.31</b>

Recapitulation—General Revenue Disbursements:

Current General Expenses.....	\$ 45,000.00
Repairs and Improvements.....	13,489.14
<b>Total—General Revenue.....</b>	<b>\$ 58,489.14</b>

**McKENDREc HOSPITAL NO. 2.**

184.—*Appropriation for Current General Expenses.*

Salaries:

Dr. H. L. Goodman, superintendent, salary 12 months	\$ 3,600.00
Dr. W. B. Baker, surgeon, salary 12 months.....	1,700.00
Dr. J. E. Hamer, surgeon, salary part month.....	60.00
Essie Jones, secretary, salary 12 months.....	600.00
Mrs. H. L. Goodman, matron, salary 12 months.....	600.00
Alice Barksdale, supt. of nurses, salary 2 months....	100.00
C. L. Green, supt. of nurses, salary 6 months.....	565.00
E. L. Kelleher, supt. of nurses, salary 4 + months...	460.00
Ada Byrd, cook, salary 12 months.....	600.00
Florence Foster, cook, salary 6 months.....	210.00
Julia McIver, cook, salary 5 months.....	200.00
John Foster, cook, salary 9 months.....	270.00
Mary Mays, cook, salary 9 months.....	360.00
Lucy Price, cook, salary 7 months.....	315.00
Mattie Hinkle, maid, salary 12 months.....	360.00
David Sheets, abstractor, salary part month.....	100.00

Nurses:

Ica Hicks, salary 11 months.....	165.00
Hazel Ott, salary 1 + month.....	33.67
Ethel McAtee, salary 12 months.....	142.00
Zella Daniels, salary 1 + month.....	22.00
Neva McVeigh, salary 2 months.....	20.00
Sadie Diehl, salary 4 months.....	40.00
Eunice Marshall, salary 8 months.....	81.00
Mabel Leet, salary 11 + months.....	108.34
Virginia Slavin, salary 11 months.....	110.00
Lula L. Judy, salary 6 + months.....	480.34
Lucy Downey, salary 1 + month.....	14.67
Dorothy Moore, salary 1 month.....	10.00
Lillian Clark, salary 3 months.....	30.00
Dora Winkler, salary 4 months.....	40.00
Nanna Snyder, salary 1 + month.....	14.00
Angeline Butel, salary 3 months.....	30.00
Irene Manly, salary 3 months.....	30.00
Haden Read, salary 2 months.....	20.00

Goldie McGary, salary 9 months.....	120.00
Orderlies:	
Daniel Brown, salary 5 + months.....	247.50
W. J. Ingles, salary 12 months.....	420.00
C. H. Jones, salary 12 months.....	711.67
Owen Price, salary 7 months.....	315.00
Mollie Gilliam, laundress, salary 12 months.....	480.00
Sarah Young, laundress, salary 12 months.....	480.00
Total Salaries.....	\$14,265.19
Beef.....	1,335.76
Pork.....	266.28
Poultry.....	368.70
Fish.....	14.76
Oysters.....	13.40
Canned Meats.....	41.50
Other Meats.....	10.68
Eggs.....	641.30
Butter.....	32.58
Oleomargarine.....	283.85
Lard.....	120.97
Milk.....	1,057.35
Ice Cream.....	100.10
Cheese.....	58.45
Flour.....	453.62
Meal.....	5.27
Crackers.....	41.98
Macaroni.....	18.20
Sugar.....	163.69
Coffee.....	110.25
Tea.....	27.57
Potatoes.....	190.20
Beans.....	40.34
Onions.....	43.95
Cabbage and Kraut.....	53.13
Rice.....	22.38
Cereals.....	100.58
Canned Tomatoes.....	122.40
Canned Corn.....	13.00
Canned Beans.....	81.80
Canned Peas.....	82.25
Other Canned Vegetables.....	45.10
Fresh Tomatoes.....	98.90
Fresh Corn.....	8.00
Fresh Beans.....	96.20
Other Fresh Vegetables.....	106.63
Canned Pineapple.....	49.60
Canned Peaches.....	160.50
Canned Pears.....	168.00
Canned Plums.....	18.50
Canned Apricots.....	73.50
Canned Apples.....	121.30
Canned Cherries.....	102.80
Other Canned Fruits.....	62.80
Fresh Peaches.....	4.75
Fresh Apples.....	22.75
Other Fresh Fruit.....	325.80
Dried Prunes.....	25.50
Dried Apples.....	18.00
Other Dried Fruit.....	7.20
Syrup.....	6.30
Pepper.....	5.08
Salt.....	6.55
Spices.....	.42

Yeast.....	21.73
Baking Powder.....	31.57
Ketchup and Sauces.....	7.30
Flavoring Extracts.....	4.75
Dried Corn.....	31.20
Other Food Supplies.....	133.87
Laundry.....	559.34
Laundry Soap.....	39.55
Toilet Soap.....	70.90
Gold Dust.....	39.70
Other Cleansers.....	14.25
Other Laundry Supplies.....	201.59
Brooms.....	13.69
Mops and Brushes.....	26.61
Toilet Paper.....	15.00
Disinfectants.....	13.50
Other Janitor Supplies.....	153.25
Table Silver.....	1.92
Table China.....	5.13
Kitchen Equipment.....	85.00
Kitchen Utensils.....	38.27
Chairs.....	168.50
Tables.....	15.00
Dressers.....	117.50
Other Furniture.....	43.50
Springs, Cots and Bedsteads.....	133.00
Carpets and Rugs.....	165.50
Mattresses.....	70.00
Quilts and Blankets.....	136.80
Sheets and Cases.....	54.52
Other Bedding.....	17.64
Other Household Supplies.....	31.07
Clothing.....	89.83
Dry Goods.....	239.23
Notions.....	3.56
Window Shades and Curtains.....	4.00
Funeral Expense.....	27.00
Transportation Patients.....	34.58
Coal.....	581.30
Gasoline.....	257.85
Lubricating Oil.....	155.72
Illuminating Oil.....	278.25
Ice.....	482.73
Electrical Supplies.....	60.36
Barbering and Supplies.....	9.00
Premium on Official Bond.....	7.50
Hogs.....	38.00
Corn.....	21.14
Seeds.....	2.96
Automobiles (truck).....	1,500.75
Auto Repairs.....	248.68
Fire Extinguishers.....	60.90
Miscellaneous Hardware.....	140.38
Books.....	50.40
Newspapers.....	15.00
Printing and Advertising.....	62.15
Drugs.....	604.26
Drug Equipments.....	17.38
Surgical Instruments.....	74.17
Surgical Supplies.....	407.60
Gauze.....	164.25
Other Hospital Supplies.....	166.15
Postage.....	61.00

Telephone and Tolls.....		341.90
Freight, Express and Drayage.....		884.22
Office Furniture.....		95.00
Stationery.....		64.36
Office Supplies.....		59.47
David F. Sheets, traveling expense.....		17.59
H. L. Goodman, trip to Washington, D. C.....		75.02
<b>Total.....</b>	<b>\$</b>	<b>31,580.45</b>
Less discount for cash.....	\$88.08	
Less freight paid and deducted.....	23.19	111.27
<b>Net Total.....</b>	<b>\$</b>	<b>31,469.18</b>

Wherever a part of the same class of expenditure is paid out of "State Fund, General Revenue," and a part out of "State Fund, Special Revenue," the total amount is included in above General Revenue classification.

Amount of above paid out of General Revenue.....	\$	27,818.57
Amount of above paid out of Special Revenue.....		3,650.61
<b>Total.....</b>	<b>\$</b>	<b>31,469.18</b>

185.—*Appropriation for Repairs and Improvements, McKendree Hospital No. 2.*

Janutolo and Co., on contract, buildings.....	\$	2,128.05
Walter Suduth Co., excavating for buildings.....		204.82
Grading roadway.....		300.00
J. A. Dodge, excavating for garage and cold storage plant.....		355.64
Other excavating for garage.....		169.32
The Acme Construction Co., contract.....		282.11
Cement.....		669.81
Sand.....		213.87
Crushed Stone.....		377.33
Hamilton Lumber Co., lumber.....		75.04
Morgan Lumber Co., lumber.....		365.69
Other Lumber.....		39.11
Garage Doors and Hardware for same.....		177.52
Other Doors.....		51.93
Iron Beams, Bars and Bolts.....		80.12
Sewer Pipe.....		36.12
Window Glass.....		14.91
Paint, Oil and Varnish.....		59.39
Slate for Roof.....		110.10
Electrical Fixtures and Supplies.....		338.16
Auto Repairs.....		107.03
Tennis Net.....		7.97
Repairs for Roof.....		28.17
Tools.....		36.42
Pump.....		6.17
Park Settees.....		25.00
Wire Fence.....		30.93
Fire Hose and Extinguisher.....		138.00
Furniture.....		67.26
Gas Tank.....		10.19
Plumbing Supplies.....		214.81
Engine Room Supplies.....		6.67
Miscellaneous Hardware.....		58.71
A. A. Soupart, per diem.....		102.00
Traveling Expense.....		41.83
<b>Labor:</b>		
Joseph Glover.....		509.04

O. D. Gwinn.....	118.60
James Eley.....	119.00
Richard White.....	113.00
Omie Fisher.....	32.00
H. B. Boyd.....	35.00
Sundry labor 7 persons each receiving less than \$25.....	41.50
Total.....	\$ 7,898.34

Wherever a part of the same class of expenditure is paid out of "State Fund, General Revenue," and a part out of "State Fund, Special Revenue," the total amount is included in above General Revenue classification.

Amount of above paid out of General Revenue.....	\$ 5,751.62
Amount of above paid out of Special Revenue.....	2,146.72
Total.....	\$ 7,898.34

**Recapitulation, General Revenue Expenditures:**

Current Expense.....	\$ 27,818.57
Repairs and Improvements.....	5,751.62

Grand Total—McKendree Hospital No. 2. .... \$ 33,570.19

**FAIRMONT HOSPITAL NO. 3.**

**186.—Appropriation for Current General Expenses.**

**Salaries:**

Dr. C. M. Ramage, superintendent, salary 6 months..	\$ 1,650.00
Dr. R. H. Powell, superintendent, salary 6 months...	1,650.00
C. O. Henry, physician, salary 12 months.....	1,200.00
Dr. C. D. Miller, interne, salary 5 + months.....	340.00
Ivy Morgan, bookkeeper, salary 8 months.....	570.00
A. C. Stowers, head nurse, salary 5 + months.....	510.00
Blanche Powell, head nurse, salary 5 months.....	473.35
Lilly Purcell, surgical nurse, salary 6 months.....	500.00
M. Hendrickson, surgical nurse, sala' 7 months.....	595.00
Ida Batten, supervisor, salary 4 months.....	200.00
Helen Dillon, supervisor, salary 4 months.....	360.00

**Nurses:**

Snoah McCourt, salary 2 months.....	60.00
Anna Shuman, salary 4 + months.....	54.00
Hattie Atkins, salary 3 months.....	36.00
Delilah Manly, salary 8 + months.....	129.00
Margaret Arnett, salary 9 + months.....	137.50
Bernice Williamson, salary 9 months.....	141.00
Edna McCue, salary 4 + months.....	54.00
Bessie Dunn, salary 3 + months.....	50.40
Mayme Satterfield, salary 4 + months.....	54.00
Ruth Kirby, salary 5 months.....	60.00
Ora McCourt, salary 4 months.....	120.00
Gladys Withers, salary 3 + months.....	40.00
G. C. Hobbs, salary 1 + month.....	116.65
Lenora Pritt, salary 7 months.....	84.00

**Orderlies:**

Clyde Baker, salary 10 months.....	800.00
Carl Sniter, salary 10 months.....	504.00
Reynolds Akers, salary part month.....	15.00
John Jones, salary part month.....	15.00
Gilbert Fetty, salary 1 month.....	30.00
Roy Cade, salary 2 months.....	30.00
Milton Wright, salary 1 month.....	15.00
Robt. Wright, salary 2 months.....	60.00



Arthur Henline, salary 6 months.....	150.00
R. L. Parsons, salary 2 months.....	91.67
Alex Marquis, salary 1 + month.....	65.34
Bertha Merrifield, cook, salary 11 months.....	620.00
Mary L. Stuart, cook, salary 2 months.....	100.00
<b>Waitresses:</b>	
Alice Frederick, salary 10 months.....	250.00
Belle Mollohan, salary 1 month.....	71.50
Belle Bradley, salary 12 months.....	300.00
Grace Glover, salary 2 months.....	50.00
Virginia Frederick, salary 8 months.....	200.00
Pearl Kerns, salary part month.....	15.84
Lela M. Marquis, salary 1 + month.....	40.84
Mildred Gregory, salary part month.....	8.33
Lillian Leak, salary part month.....	12.50
Bertha Shafer, salary 11 + months.....	276.67
<b>Laundry Workers:</b>	
Sarah Monohan, salary 6 months.....	425.25
Margaret Boyce, salary 2 + months.....	94.00
Maud Wilks, salary 3 + months.....	184.00
Total Salaries.....	\$13,609.84
Beef.....	1,573.33
Pork.....	404.89
Poultry.....	139.91
Fish.....	21.64
Oysters.....	16.60
Sausage.....	18.70
Canned Meat.....	23.50
Eggs.....	498.37
Butter.....	40.70
Oleomargarine.....	191.45
Lard.....	51.41
Milk.....	1,132.13
Ice Cream.....	110.55
Cheese.....	48.81
Flour.....	13.38
Meal.....	7.25
Bread.....	718.40
Crackers.....	120.14
Macaroni.....	9.90
Hominy.....	2.40
Sugar.....	224.20
Coffee.....	429.30
Tea.....	5.00
Potatoes.....	201.50
Beans.....	170.99
Onions.....	12.55
Cabbage and Kraut.....	26.59
Rice.....	61.00
Cereals.....	199.58
Canned Tomatoes.....	315.25
Canned Corn.....	28.82
Canned Beans.....	48.05
Canned Peas.....	54.00
Other Canned Vegetables.....	65.10
Fresh Tomatoes.....	48.30
Fresh Corn.....	20.85
Fresh Beans.....	15.15
Fresh Peas.....	3.50
Other Fresh Vegetables.....	169.51
Canned Peaches.....	204.89
Canned Pears.....	209.00
Canned Apricots.....	87.25

Canned Pineapple.....	79.00
Other Canned Fruits.....	27.85
Fresh Peaches.....	2.75
Fresh Apples.....	85.65
Other Fresh Fruits.....	301.06
Dried Peaches.....	123.95
Dried Prunes.....	87.99
Other Dried Fruits.....	28.13
Syrup.....	33.45
Pepper.....	.70
Salt.....	8.30
Baking Powder.....	13.45
Vinegar.....	13.00
Ketchup and Sauces.....	64.90
Flavoring Extracts.....	11.40
Dried Corn.....	13.19
Other Food Supplies.....	140.21
Laundry.....	2,117.63
Laundry Soap.....	354.80
Toilet Soap.....	181.50
Gold Dust.....	69.60
Other Cleansers.....	140.09
Other Laundry Supplies.....	37.05
Brooms.....	19.72
Mops and Brushes.....	52.60
Disinfectants.....	51.25
Fire Extinguishers.....	40.00
Other Janitor Supplies.....	27.53
Table Silver.....	90.16
Table China.....	42.80
Kitchen Utensils.....	148.07
Tables.....	187.25
Dressers.....	28.50
Other Furniture.....	115.55
Springs, Cots and Bedsteads.....	291.50
Carpets and Rugs.....	78.00
Mattresses.....	15.00
Quilts and Blankets.....	489.98
Sheets and Cases.....	499.15
Other Bedding.....	97.00
Other Hospital Supplies.....	60.00
Shoes.....	22.58
Clothing.....	450.35
Dry Goods.....	628.53
Notions.....	17.61
Transportation Patients.....	61.14
Rent.....	210.00
Coal.....	497.25
Gas.....	430.24
Electricity.....	898.22
Gasoline.....	179.39
Lubricating Oil.....	14.65
Water.....	373.10
Ice.....	390.00
Electrical Supplies.....	564.24
Plumbing Supplies.....	15.35
Premium on Official Bond.....	15.00
Seeds.....	4.70
Plants.....	26.50
Vehicle Repairs.....	20.00
Auto Repairs.....	609.19
Blacksmithing.....	28.00
Paint, Oil and Varnish.....	7.10

Engine Room Supplies.....	14.05
Miscellaneous Hardware.....	295.21
Books.....	19.80
Newspapers.....	34.60
Printing and Advertising.....	131.09
Drugs.....	1,243.25
Surgical Instruments.....	59.12
Surgical Supplies.....	899.68
Gauze.....	433.46
Other Hospital Supplies.....	638.25
Hospital Furniture.....	985.42
Medical Attendance.....	145.00
Postage.....	16.20
Telephone and Tolls.....	181.21
Freight, Express and Drayage.....	366.04
Typewriters and Repairs.....	72.20
Stationery.....	93.69
Office Supplies.....	112.41
<b>Labor:</b>	
G. W. Shaw.....	71.00
Guy Smith.....	27.75
J. C. Blakemore.....	106.80
Ed Zoller.....	48.00
Carl Suites.....	69.72
Roy Cade.....	69.50
Sundry labor 14 persons each receiving less than \$25	136.21
Total Labor.....	\$ 528.98
C. T. Kelly, traveling expense.....	2.93
David F. Sheets, traveling expense.....	27.93
<b>Total.....</b>	<b>\$ 39,387.05</b>
Less discount for cash.....	\$ 158.07
Less freight paid and deducted.....	26.54
<b>Net Total.....</b>	<b>\$ 39,202.44</b>

Wherever a part of the same class of expenditure is paid out of "State Fund, General Revenue," and a part out of "State Fund, Special Revenue," the total amount is included in above General Revenue classification.

Amount of above paid out of General Revenue.....	\$ 30,451.73
Amount of above paid out of Special Revenue.....	8,750.71
<b>Total.....</b>	<b>\$ 39,202.44</b>

**187.—Appropriation for Repairs and Improvements Fairmont Hospital No. 3.**

A. L. Willis, contract, concrete floor and steps.....	\$ 650.95
Ed. Zollers, contract, plastering, new ward.....	538.90
F. C. Welch Co., boiler.....	1,198.00
Air valves.....	176.80
Fairmont Wall Plaster Co., building supplies.....	887.60
Z. W. Morgan and Bro., repairs to roof and spouting	317.02
D. L. Shotts, repairs to roof.....	34.74
Repairs to elevator.....	65.96
Repairs to Ambulance and Auto.....	53.25
Kurfee Paint Co., paint.....	104.13
Berry Bros., paint.....	41.16
Paint, oil and varnish.....	4.51
Luthy Plumbing Co., plumbing supplies.....	952.02
Other plumbing supplies.....	33.77
Southern Pine Lumber Co., lumber.....	487.01
Howard Metz, stone lintels and sills.....	139.42
Hugh Hamilton, plate glass and glazing.....	303.65

Electrical supplies.....	88.05
Miscellaneous hardware.....	131.63
Clothing for laborer.....	7.10
W. E. Watson, rent.....	60.00
Labor:	
W. H. Regar.....	210.00
Geo. Llewellyn.....	114.40
Howard Metz.....	69.38
Dorsey Giles.....	40.00
Roy Cade.....	28.50
Robert Wright.....	28.50
C. E. Regar.....	46.40
Walter Baker.....	72.00
Carl D. Yost.....	26.50
A. L. Coffman.....	62.00
Geo. W. Ice.....	148.50
Therman Sprouse.....	22.50
Milton Wright.....	22.50
W. B. Barthlow.....	14.00
A. D. Lemaster.....	8.00
J. C. Blockman.....	20.00
Total.....	\$ 7,208.85

Wherever a part of the same class of expenditure is paid out of "State Fund, General Revenue," a part out of "State Fund, Special Revenue," the total amount is included in above General Revenue classification.

Amount of above paid out of General Revenue.....	\$ 4,637.72
Amount of above paid out of Special Revenue.....	2,571.13
Total.....	\$ 7,208.85

Recapitulation—General Revenue Expenditures:	
Current Expense.....	\$ 30,451.73
Repairs and Improvements.....	4,637.72
Grand Total—Fairmont Hospital No. 3.....	\$ 35,089.45

#### STATE TUBERCULOSIS SANITARIUM.

##### 188.—Appropriation for Current General Expenses.

Salaries and Labor:	
Dr. E. E. Clovis, superintendent, salary 12 months..	\$ 3,550.00
G. E. Mills, physician, salary 12 months.....	2,350.00
N. G. Glassman, physician, salary 1 + months.....	209.68
C. S. Gracy, physician, salary 9 + months.....	1,310.48
F. M. Nunnally, head nurse, salary 3 + months.....	260.00
Mrs. A. G. Wilson, head nurse, salary 8 months.....	1,000.00
Laura Murdock, matron, salary 12 months.....	508.55
Clara Edmonds, stenographer, salary 12 months.....	765.00
B. H. Boseley, clerk, salary 10 months.....	725.00
Noel Gorman, clerk, salary 3 months.....	225.00
Lula Jenkins, teacher, salary 2 + months.....	151.67
Ella Dunlap, maid, salary 11 + months.....	348.55
Lela Gank, maid, salary 1 + month.....	61.94
Genevieve Reckley, maid, salary 1 month.....	30.00
L. M. Spurgeon, butcher, salary 12 months.....	535.00
Adam Klein, baker, salary 2 + months.....	213.00
Alex Allen, baker, salary 7 months.....	630.00
Elizabeth Saunders, baker, salary part month.....	18.00
Susie Smith, cook, salary 3 + months.....	230.43
L. Duchy, chef, salary 1 month.....	125.00

J. G. Stromsley, chef, salary 3 months.....	375.00
Newton Kelly, chef, salary 2 + months.....	337.50
C. L. Saunders, chef, salary part month.....	37.50
Chas. Cutright, assistant chef, salary 3 months.....	180.00
Elmer Pusey, assistant chef, salary part month.....	22.50
J. H. Warnick, chef, salary 2 months.....	150.00
J. Kelfe, assistant chef, salary 1 + month.....	164.11
Frank Sypolt, assistant chef, salary 3 + months....	373.36
Clarence Hayes, dairyman, salary 12 months.....	1,020.00
Wayne Browning, storekeeper, salary 12 months....	510.97
Geo. Freeland, farmer, salary 9 + months.....	730.65
S. H. Friend, farmer, salary 2 + months.....	157.10
Emory George, fireman, salary 7 months.....	427.52
Dave De Lawton, fireman, salary 5 months.....	320.00
Mrs. B. M. Cutright, milkmaid, salary 7 months....	245.00
Mary Spedden, milkmaid, salary 4 + months.....	134.52
Nurses:	
Lulu Perrin, salary 12 months.....	600.00
Evelyn Fortney, salary 11 months.....	537.10
Mrs. C. M. Miller, salary 12 months.....	554.17
Ethel Emmert, salary 1 + month.....	55.64
Laurel Kesterson, salary 2 + months.....	73.94
Katherine DeVault, salary 11 + months.....	474.17
Lena McDougle, salary 12 months.....	173.41
Daisy Davis, salary 12 months.....	220.37
Minnie Davis, salary 12 months.....	600.00
Ada M. Wallace, salary 5 + months.....	267.75
Irene Scruggs, salary 7 + months.....	154.28
Flossie Shaffer, salary 2 + months.....	54.37
Bertha Holliday, salary 6 months.....	96.56
Ruth Queen, salary 6 + months.....	98.50
Minnie Boston, salary 4 + months.....	88.33
Stella Greaser, salary 3 + months.....	151.99
Edith Garton, salary 5 + months.....	269.35
Flossie Schaffer, salary 2 part months.....	26.61
June Anderson, salary 2 months.....	30.00
Orderlies:	
E. K. Wilson, salary 3 months.....	121.32
N. E. Price, salary 12 months.....	360.00
H. Maury, salary 5 months.....	193.55
T. R. Ledman, salary 3 part months.....	29.67
Jasper Thomas, salary 10 months.....	312.25
James Cox, salary 1 month.....	33.87
W. L. Hitchner, salary 1 month.....	27.09
J. H. Myers, salary 9 months.....	233.23
Ray Johnson, salary 1 month.....	30.00
J. W. Gadd, salary 3 months.....	77.78
Andy Bartjon, salary 2 + months.....	97.50
Louis Forte, salary 3 months.....	97.09
French Sewell, salary 6 months.....	120.00
C. M. Shuttleworth, salary 5 months.....	160.00
J. W. Hall, salary 2 + months.....	49.68
Waitresses:	
Rosa Moats, salary 1 month.....	28.00
Fern Calvert, salary 6 months.....	210.00
Mrs. O. F. Dietrick, salary 2 + months.....	98.39
Anna Myers, salary 2 months.....	60.00
Kelsey Lynch, salary 1 month.....	35.00
Edna Hardman, salary 2 + months.....	78.00
Lucy Putnam, salary 10 months.....	297.64
Allie Smith, salary 8 + months.....	287.11
Genevieve Johnson, salary 1 + month.....	36.75
Mrs. Freymeyer, salary 2 + months.....	67.90

Viola Dtrick, salary 6 months.....	196.45
Olie Browning, salary 5 months.....	172.74
Erma Pase, salary 3 + months.....	124.35
Virginia Smith, salary 3 months.....	105.00
<b>Labor:</b>	
Althea Roush, salary 4 months.....	120.00
Anna Mason, salary 4 + months.....	114.25
Nannie Neville, salary 5 + months.....	153.00
Lillie Sherman, salary 2 months.....	60.00
Albert Johnson, salary 1 + month.....	94.00
Oliver Freeland, salary 5 months.....	271.25
David Williams, salary 4 months.....	142.80
Sol Feather, salary 5 + months.....	239.82
Getty Sphar, salary 12 months.....	856.00
Will Savage, salary 10 months.....	578.95
Foster Rhodeheaver, salary 6 months.....	251.30
R. E. Freeland, salary 10 months.....	501.60
Oliver Smith, salary 12 months.....	790.20
Frank Huffman, salary 4 months.....	154.45
James Smith, salary 5 + months.....	271.95
Tillie Hileman, salary 10 part months.....	83.75
Steve Lahoneck, salary 12 months.....	360.00
Guy Martin, salary 12 months.....	530.00
Roscoe Buck, salary 12 months.....	647.79
Scoville Morris, salary 12 months.....	420.00
J. F. Smith, salary 10 + months.....	338.66
Oran Gillespie, salary 12 months.....	540.00
Leslie Beeler, salary 11 + months.....	293.67
O. C. Satterfield, salary 1 month.....	30.00
Ashford Huffman, salary 3 months.....	124.20
Ralph Martin, salary 3 months.....	135.00
Elmer Garrett, salary 2 months.....	90.00
Mrs. Chas. Smith, salary 2 months.....	60.00
Chas. Smith, salary 2 months.....	107.08
A. J. Johnson, salary 4 months.....	294.67
Fred Sissler, salary 2 months.....	57.58
Paul Herring, salary 2 + months.....	73.00
Mrs. Paul Herring, salary 3 part months.....	49.00
Ellsworth Hileman, salary 2 + months.....	123.20
C. C. Rhodeheaver, salary 2 + months.....	129.55
Silas Severe, salary 3 months.....	155.62
L. De Lawter, salary 7 + months.....	523.87
L. Uphold, salary 2 months.....	74.50
Gilmore Switzer, salary 2 months.....	66.00
Sam Howdersheldth, salary 6 + months.....	188.00
O. F. Dietrick, salary 6 + months.....	306.00
Lillian Everstine, salary 6 months.....	175.16
Carrie Beeler, salary 5 months.....	149.03
Mary Kitzmiller, salary 3 + months.....	117.10
Anna Mason, salary 1 + month.....	69.42
Irene Riley, salary 5 months.....	153.87
Tessie Beeler, salary 3 + months.....	101.61
Wade Meise, salary 2 + months.....	141.25
Edna Kidwell, salary 2 months.....	56.00
W. H. Moomaw, salary 1 month.....	59.50
Susan Stewart, salary 1 month.....	42.00
Agnes Compton, salary 2 months.....	51.25
Lizzie Sypolt, salary 1 month.....	37.25
Gay Tasher, salary 1 month.....	36.25
Frank Wilhelm, salary 1 month.....	38.00
Sundry labor 32 persons each receiving less than \$25.00	324.61
Total Salaries.....	\$38,752.94
Beef.....	6,594.94

Pork.....	4,058.72
Poultry.....	524.80
Fish.....	728.28
Oysters.....	338.18
Bologna and Sausage.....	114.09
Canned Meats.....	64.68
Other Meats.....	137.33
Eggs.....	3,520.42
Butter.....	3,477.77
Lard.....	284.15
Milk.....	139.90
Cheese.....	193.56
Flour.....	1,325.72
Meal.....	27.05
Bread.....	339.34
Crackers.....	324.07
Macaroni.....	42.45
Hominy.....	101.95
Sugar.....	784.47
Coffee.....	617.48
Tea.....	65.18
Potatoes.....	1,605.64
Beans.....	202.03
Onions.....	82.78
Cabbage and Kraut.....	72.15
Rice.....	120.13
Cereals.....	383.46
Canned Tomatoes.....	383.60
Canned Corn.....	251.65
Canned Beans.....	116.20
Canned Peas.....	351.90
Other Canned Vegetables.....	236.20
Fresh Tomatoes.....	117.33
Fresh Corn.....	18.00
Fresh Beans.....	54.45
Other Fresh Vegetables.....	722.85
Canned Peaches.....	470.40
Canned Pears.....	556.65
Canned Plums.....	305.33
Canned Apricots.....	348.00
Canned Apples.....	245.47
Canned Pineapple.....	649.70
Other Canned Fruit.....	465.78
Fresh Apples.....	93.10
Bananas, Oranges, Lemons and Grape Fruit.....	1,024.18
Other Fresh Fruits.....	1,386.20
Dried Peaches.....	50.67
Dried Prunes.....	116.75
Dried Apples.....	39.00
Other Dried Fruit.....	74.34
Syrup.....	86.05
Pepper.....	14.85
Salt.....	70.18
Spices.....	19.85
Yeast.....	108.81
Baking Powder.....	41.25
Vinegar.....	40.13
Ketchup and Sauces.....	193.79
Flavoring Extracts.....	47.53
Dried Corn.....	13.89
Other Food Supplies.....	824.47
Canning Supplies.....	22.04
Refund to pay patients.....	1,894.25

Music Supplies.....	67.77
Laundry.....	9,610.71
Laundry Soap.....	235.51
Toilet Soap.....	329.70
Other Cleansers.....	356.07
Other Laundry Supplies.....	83.38
Brooms.....	38.93
Mops and Brushes.....	198.70
Toilet Paper.....	236.20
Disinfectants.....	48.35
Other Janitor Supplies.....	139.19
Table Silver.....	38.67
Table China.....	551.73
Kitchen Equipment.....	63.10
Kitchen Utensils.....	599.44
Chairs.....	224.09
Tables.....	72.50
Dressers.....	319.20
Other Furniture.....	133.50
Springs, Cots and Bedsteads.....	150.00
Carpets and Rugs.....	207.54
Mattresses.....	88.40
Quilts, Blankets and Spreads.....	1,325.38
Sheets and Cases.....	817.53
Other Bedding.....	81.60
Other Household Supplies.....	169.83
Shoes.....	16.37
Clothing.....	96.14
Dry Goods.....	252.06
Notions.....	73.98
Window Shades and Curtains.....	174.38
Amusements.....	314.92
Religious Services.....	140.00
Transportation Patients.....	36.33
Coal.....	2,215.54
Gas.....	3,527.29
Gasoline.....	854.90
Lubricating Oil.....	146.75
Illuminating Oil.....	1,428.00
Ice.....	1,542.32
Gas Fixtures.....	25.80
Electrical Fixtures and Supplies.....	499.50
Plumbing Supplies.....	29.50
Premium on Official Bond.....	10.00
Tax on land, \$20.84, attorney fee, \$10.00.....	30.84
Cattle.....	222.50
Hogs.....	95.00
Dairy Feed.....	2,107.40
Oats.....	76.50
Chops and Middlings.....	8.20
Bran.....	145.00
Hay.....	87.05
Other Feed.....	86.83
Sacks and Bags.....	38.25
Fertilizer.....	345.78
Seeds.....	202.00
Plants.....	64.38
Automobiles.....	985.29
Harness.....	66.25
Automobile Repairs.....	693.74
Blacksmithing.....	95.90
Engine Room Supplies.....	108.41
Engine Room Repairs.....	111.90



Farm Tools.....	221.41
Other Farm Supplies.....	154.11
Miscellaneous Hardware.....	867.73
Books.....	106.13
Newspapers.....	23.10
Printing and Advertising.....	358.74
Drugs.....	939.60
Drug Equipment.....	5.80
Surgical Supplies.....	53.87
Gauze.....	1,516.42
Sputum and Fillers.....	358.34
X-Ray Supplies.....	232.88
Other Hospital Supplies.....	850.90
Medical Attendance.....	20.00
Veterinary Service.....	68.00
Postage.....	208.51
Telephone and Tolls.....	373.33
Telegraph.....	77.82
Freight, Express and Drayage.....	1,725.17
Stationery.....	98.35
Office Supplies.....	163.63
<b>Labor:</b>	
Elizabeth Saunders.....	49.03
C. L. Saunders.....	102.13
Alex H. Allen.....	34.84
Fred Sissler.....	38.00
J. F. O'Neil.....	126.00
M. Maury.....	45.00
Foster Rodeheaver.....	32.40
H. A. Johnson.....	31.00
Fern Calvert.....	28.48
L. M. Jenkins.....	43.33
Addie Childs.....	28.23
C. M. Shittleworth.....	50.00
Charles Raum.....	54.12
R. E. Freeland.....	27.50
B. E. Fortney.....	25.00
D. F. Crane.....	36.00
W. M. Moorman.....	46.25
Roscoe Buck.....	65.50
Fred Mose.....	37.50
Grace Mose.....	25.50
Russell DeBerry.....	31.75
Geo. Wiles.....	30.00
Elmer Garrett.....	67.50
Pete Zornbek.....	27.42
Oliver Freeland.....	77.00
Viola Dietrich.....	27.10
J. C. Hollis.....	27.00
Mrs. John Mason.....	30.65
H. G. Teets.....	76.00
C. C. Rodeheaver.....	32.00
A. E. George.....	25.20
Ellsworth Hileman.....	29.70
Jasper Thomas.....	45.48
Charles Cutright.....	42.00
Newton Kelly.....	87.50
Adam Klein.....	63.00
Mollie Mason.....	72.40
E. F. Grimm.....	28.00
Sundry labor 79 persons each receiving less than \$25.00.....	892.22
<b>Total Labor.....</b>	<b>\$ 2,637.73</b>

Roscoe Harrison, traveling expense.....		48.20
E. E. Clovis, traveling expense to Huntington, Ron- ceverte, Denmar, Elkins, Grafton.....		36.73
<b>Total</b> .....	<b>\$</b>	<b>120,770.02</b>
Less discount for cash.....	\$ 329.65	
Less freight paid and deducted.....	25.84	
Less refund of advance allowance.....	96.45	451.94
<b>Net Total</b> .....	<b>\$</b>	<b>120,318.08</b>

Wherever a part of the same class of expenditure is paid out of "State Fund, General Revenue," and part out of "State Fund, Special Revenue," the total amount is included in above General Revenue classification.

Amount of above paid out of General Revenue.....	\$	100,000.00
Amount of above paid out of Special Revenue.....		20,318.08
<b>Total</b> .....	<b>\$</b>	<b>120,318.08</b>

**189.—Appropriation for Repairs and Improvements and Buildings and Land, State Tuberculosis Sanitarium.**

Warne, Tucker and Patterson, architects, hospital building.....	\$	3,462.55
Smith and Quynn, contract, excavating, draining and and cement walk.....		8,231.55
E. T. Burrows, contract, wire screens.....		969.40
Publication of notices to contractors.....		366.71
East End Planing Mill, lumber.....		197.60
Kanawha Valley Lumber Co., lumber.....		422.85
Charleston Lumber Co., lumber.....		542.68
Morgan Lumber Co., lumber.....		19.60
Babcock Lumber Co., lumber.....		911.22
Other lumber.....		165.55
Pittsburgh Plate Glass Co., paint.....		771.02
Kurfee Paint Co., paint.....		244.99
Eagle Picher Co., paint.....		201.80
Berry Brothers, paint.....		195.80
Acme Lead Co., paint.....		108.10
American Asphalt Paint Co., paint.....		254.25
Other paint, oil and varnish.....		26.93
Tri-Litz, plumbing supplies.....		338.18
Repairs for boiler and heating system.....		398.50
V. B. Fichtner, plumbing and supplies.....		250.05
F. C. Welch Plumb. Co., plumbing and supplies.....		240.20
E. Ray Buckalew, plumbing.....		226.60
J. L. Sanders and Son, repairs to plumbing.....		127.80
Crane Company, bath room fixtures.....		179.34
Other Plumbing Supplies.....		56.32
Fairbanks-Morse Co., engine and pump.....		937.73
Standard Lime and Stone Co., screenings.....		153.77
Charles Spindler, slag.....		455.10
Cement.....		437.05
Sand and gravel.....		251.70
Sewer pipe.....		567.98
Lime and plaster.....		5.14
Paint brushes.....		93.02
Lyon Conklyn Co., metal roofing.....		187.97
Dynamite, caps and fuse.....		3.25
Grate bars, for boiler.....		158.37
Coil for heater.....		44.32
Plate glass and window glass.....		33.07
Rubberoid roofing and nails.....		51.91

Brass railings.....	138.07
Repairs for spouting and gutter.....	28.02
Weber and Richards, repairs to telephone system....	74.00
M. O. Miller, repairs to telephone lines.....	80.88
F. C. Welch Co., electrical supplies.....	65.32
Other electrical supplies.....	33.12
Miscellaneous hardware.....	266.13
Freight.....	109.40
F. W. Hughes, signs and lettering doors.....	577.10
A. A. Soupart, per diem.....	65.00
Traveling expense.....	19.30
<b>Labor:</b>	
G. H. Falkenstein.....	1,477.00
H. Grosscup.....	741.00
J. H. DeLawder.....	1,345.47
E. F. Jenkins.....	1,037.77
S. E. Stewart.....	846.60
Lee Stewart.....	841.20
G. M. Crane.....	897.30
Dave DeLawder.....	436.57
Lloyd DeLawder.....	247.42
H. M. Miller.....	452.17
Garfield Sine.....	213.30
J. C. Nester.....	8.55
S. E. Hull.....	91.50
Dana Crane.....	71.40
G. A. Whorton.....	113.56
Joe Glover.....	340.20
A. R. Miller.....	25.35
C. H. Jenkins.....	319.05
T. B. Mayer.....	8.40
W. S. Boyer.....	6.00
John Stewart.....	11.25
V. B. Fichtner.....	14.05
A. I. Sypold.....	6.00
<b>Total.....</b>	<b>\$ 33,297.36</b>
Less refund of advance allowance.....	690.34
<b>Net Total.....</b>	<b>\$ 32,607.02</b>

Wherever a part of the same class of expenditure is paid out of "State Fund, General Revenue," and a part out of "State Fund, Special Revenue," the total amount is included in the above General Revenue classification.

Amount of above paid out of General Revenue, Repairs and Improvements.....	\$17,507.30	
Amount of above paid out of General Revenue, Buildings and Land.....	11,430.36	
		\$28,937.66
Amount of above paid out of Special Revenue.....	3,669.36	
<b>Total as above.....</b>	<b>\$</b>	<b>32,607.02</b>
<b>Recapitulation, General Revenue Expenditures:</b>		
Current Expense.....	\$	100,000.00
Repairs and Improvements.....		17,507.30
Buildings and Land.....		11,430.36
<b>Grand Total—State Tuberculosis Sanitarium....</b>	<b>\$</b>	<b>128,937.66</b>

## COLORED TUBERCULOSIS SANITARIUM.

## 190.—Appropriation for Current General Expenses.

## Salaries:

B. A. Crichlow, superintendent, salary 12 months....	\$ 2,225.00
Rae Johnson, head nurse, salary 4 + months.....	317.50
C. B. Crichlow, secretary, salary 12 months.....	465.00
V. C. Woody, nurse, salary 10 + months.....	606.67
Olive Lewis, nurse, salary 3 + months.....	203.34
Lelia Walls, nurse, salary 4 months.....	203.33
Beulah Wright, nurse, salary 1 + month.....	56.67
Marie Miller, nurse, salary 3 months.....	62.67
Pauline Senior, nurse, salary part month.....	6.50
M. L. Ellington, cook, salary 2 months.....	66.67
Annie Mack, cook, salary 4 + months.....	205.34
Sarah Kendall, cook, salary 2 + months.....	114.67
Fred Lewis, labor, salary 12 months.....	720.00
John Henderson, labor, salary 12 months.....	720.00
Sam Henderson, labor, salary 1 + month.....	33.34
Minnie Jackson, labor, salary 3 months.....	103.00
Florence Thomas, labor, salary 7 months.....	84.00
Lena Bansley, labor, salary 3 + months.....	104.00
T. Shepherd, labor, salary 1 + month.....	48.00
Wm. Morrison, labor, salary 2 months.....	50.00
Fred Sutton, orderly, salary 7 months.....	210.00
D. F. Sheets, abstractor, salary half month.....	100.00
Vanilla Noel, waitress, salary 6 + months.....	155.02
Total Salaries.....	\$ 6,860.72

Beef.....	395.70
Pork.....	627.02
Poultry.....	286.88
Fish.....	73.71
Oysters.....	39.77
Canned Meats.....	127.45
Other Meats.....	11.00
Eggs.....	333.50
Butter.....	11.00
Oleomargarine.....	84.90
Lard.....	128.04
Milk.....	46.50
Cheese.....	33.52
Flour.....	23.00
Meal.....	10.75
Crackers.....	54.04
Macaroni.....	16.15
Hominy.....	14.20
Sugar.....	163.37
Coffee.....	36.23
Tea.....	8.15
Potatoes.....	101.01
Beans.....	55.03
Onions.....	28.81
Cabbage and Kraut.....	36.05
Rice.....	22.85
Cereals.....	48.55
Canned Tomatoes.....	56.23
Canned Corn.....	18.00
Canned Beans.....	3.80
Canned Peas.....	26.70
Other Canned Vegetables.....	14.60
Fresh Tomatoes.....	2.00
Fresh Beans.....	19.95
Other Fresh Vegetables.....	92.25

Canned Peaches.....	67.10
Canned Pears.....	82.50
Canned Apricots.....	57.75
Canned Apples.....	11.25
Canned Cherries.....	39.20
Other Canned Fruit.....	77.30
Fresh Apples.....	17.60
Other Fresh Fruits.....	74.69
Dried Peaches.....	6.69
Dried Prunes.....	8.13
Dried Apples.....	6.00
Other Dried Fruits.....	11.82
Syrup.....	6.10
Pepper.....	3.66
Salts.....	17.70
Spices.....	2.22
Yeast.....	2.70
Baking Powder.....	44.00
Ketchup and Sauces.....	12.90
Flavoring Extracts.....	14.75
Other Food Supplies.....	224.50
Laundry.....	2,136.46
Laundry Soap.....	47.48
Other Cleansers.....	60.40
Other Laundry Supplies.....	3.75
Brooms.....	11.50
Mops and Brushes.....	17.00
Toilet Paper.....	14.00
Disinfectants.....	43.10
Other Janitor Supplies.....	16.65
Table China.....	55.06
Kitchen Utensils.....	125.67
Refrigerator.....	64.80
Carpets and Rugs.....	125.85
Quilts and Blankets.....	145.76
Sheets and Cases.....	83.35
Other Household Supplies.....	5.42
Dry Goods.....	74.27
Notions.....	32.72
Window Shades and Curtains.....	41.45
Flags.....	5.60
Funeral Expenses.....	729.00
Transportation Patients.....	50.90
Damage to Crops by Cattle.....	33.00
Coal.....	760.52
Gasoline.....	327.44
Lubricating Oil.....	34.17
Illuminating Oil.....	248.05
Ice.....	495.62
Electrical Fixtures.....	194.10
Plumbing Supplies.....	8.18
Premium on Official Bond.....	7.50
Premium on Alcohol Bond.....	5.00
Corn.....	2.00
Oats.....	80.19
Chop and Middlings.....	57.51
Other Feed.....	93.14
Sacks and Bags.....	14.60
Fertilizer.....	130.34
Seeds.....	43.78
Harness.....	37.71
Blacksmithing.....	26.55
Engine Room Supplies.....	73.99

Engine Room Repairs.....		144.90
Rubberoid Roofing.....		75.25
Miscellaneous Hardware.....		127.51
Newspapers.....		17.10
Printing and Advertising.....		116.60
Drugs.....		193.09
Hospital Supplies.....		118.42
Veterinary Service.....		24.00
Postage.....		99.89
Telephone.....		62.44
Telegraph.....		7.61
Freight, Express and Drayage.....		277.69
Stationery.....		22.26
Office Supplies.....		67.70
Labor:		
William Pritt.....		163.92
James Doss.....		364.00
F. B. Poogue.....		36.50
A. Bonnell.....		111.00
Tom Petts.....		60.38
Paul Branch.....		32.00
Sundry labor 16 persons each receiving less than \$25.00		167.40
Total Labor.....	\$	935.20
Traveling Expense:		
Sarah M. Nutter.....		14.48
Elizabeth M. Mitchell.....		13.22
R. D. Meadows.....		23.76
A. N. Johnson.....		19.15
M. T. Whittico.....		50.36
J. S. Noel.....		17.58
T. S. Nutter.....		16.00
H. F. Gamble.....		14.98
David F. Sheets.....		39.71
Roscoe C. Harrison.....		48.20
B. A. Crichlow, travel by trips:		
June 21-23, 1921, Charleston.....		13.48
Oct. 24-26, 1921, Charleston.....		12.48
Dec. 15-17, 1921, Charleston.....		14.48
Feb. 16-18, 1922, Charleston.....		14.98
Mar. 16-19, 1921, Charleston.....		16.05
• April 22-28, 1922, Huntington, Clarksburg, Hopemont and Terra Alta.....		51.32
Total Traveling Expense.....	\$	380.23
Total.....	\$	19,933.46
Less discount for cash.....	\$	46.78
Less freight paid and deducted.....		71.98
Net Total.....	\$	19,861.48

Wherever a part of the same class of expenditure is paid out of "State Fund, General Revenue," and a part out of "State Fund, Special Revenue," the total amount is included in above General Revenue classification.

Amount of above paid out of General Revenue.....	\$	18,988.87
Amount of above paid out of Special Revenue.....		872.61
Total.....	\$	19,861.48

191.—Appropriation for Repairs and Improvements State Colored Tuberculosis Sanitarium.

Bodell Heating and Plumbing Co., contract, plumbing	\$	3,396.00
Other plumbing and supplies.....		90.28

Eagle Paint Co., paint.....	216.00
Louis H. Bolce Co., paint.....	85.68
Kurfee Paint Co., paint.....	23.13
Philip Caréy Co., paint.....	58.80
John Lucas Co., paint.....	117.60
Other Paints.....	59.80
Foos Gas Engine Co., engine supplies.....	91.43
Pittsburgh Plate Glass Co., rubberoid roofing.....	84.28
Tri-Lütz, galvanized pipe and fittings.....	68.59
Crane Co., supplies for water well.....	61.66
Acme Limestone Co., crushed stone.....	452.01
H. and S. Elect. Co., repairs for Delco plant.....	44.09
Other repairs to Delco plant.....	26.24
Engine room, supplies and repairs.....	196.14
Repairs for roof.....	51.55
Wallpaper.....	92.39
Hardware.....	84.99
A. A. Soupart, per diem.....	18.00
Traveling expense.....	16.50
Transfer to State Board Control, Special Revenue to pay existing contracts.....	329.24
J. H. Donnally, painting cottages.....	274.80
Pat Simmons, painting cottages.....	80.15
Ed Gearing, painting cottages.....	261.45
J. H. Kincaid, painting cottages.....	137.90
F. P. Anderson, painting cottages.....	86.80
Tom Petts, labor.....	76.00
James Doss, labor.....	79.50
J. F. Knapp, labor.....	4.00
<b>Total.....</b>	<b>\$ 6,665.00</b>

Wherever a part of the same class of expenditure is paid out of "State Fund, General Revenue," and a part out of "State Fund, Special Revenue," the total amount is included in above General Revenue classification.

Amount of above paid out of General Revenue.....	\$ 5,887.57
Amount of above paid out of Special Revenue.....	777.43
<b>Total.....</b>	<b>\$ 6,665.00</b>

**Recapitulation, General Revenue Expenditures:**

Current Expense.....	\$ 18,988.87
Repairs and Improvements.....	5,887.57
<b>Grand Total—Colored Tuberculosis Sanitarium..</b>	<b>\$ 24,876.44</b>

**STATE COLDRED HOSPITAL FOR INSANE.**

**192.—Appropriation for Current General Expenses State Colored Hospital for Insane.**

Pork.....	\$ 143.68
Butter.....	7.65
Lard.....	66.05
Flour.....	37.60
Meal.....	4.20
Sugar.....	34.50
Coffee.....	16.37
Potatoes.....	21.60
Beans (for seed).....	366.00
Cereals.....	3.55
Canned Tomatoes.....	7.70
Canned Corn.....	8.00

Canned Peas.....	7.00
Syrup.....	13.20
Pepper.....	.55
Salt.....	3.40
Baking Powder.....	8.73
Vinegar.....	4.25
Ketchup.....	2.70
Other Food Supplies.....	50.40
Tobacco.....	68.11
Laundry Soap.....	10.65
Laundry Supplies.....	3.75
Janitor Supplies.....	5.75
Table China.....	9.38
Kitchen Utensils.....	30.00
Household Supplies.....	6.66
Shoes.....	58.25
Clothing.....	113.40
Transportation Patients.....	102.77
Rewards.....	100.00
Meals for Laborers.....	9.00
Rent, Silage Cutter.....	47.63
Gasoline.....	19.68
Lubricating Oil.....	74.40
Illuminating Oil.....	159.20
W. Va. Penitentiary, convict labor.....	1,185.75
J. Z. Terrell, Trustee, for convict laborers.....	85.75
Cattle.....	927.67
Horses.....	300.00
Planting Wheat.....	52.25
Hay.....	106.25
Fertilizer.....	520.64
Seeds.....	84.72
Plants.....	154.39
Harness.....	100.00
Auto repairs.....	107.69
Blacksmithing.....	58.65
Gas Engine.....	150.00
Farm Tools.....	13.65
Farm Supplies.....	27.19
Hardware.....	29.69
Advertising.....	4.50
Medical Attendance.....	41.75
Telephone and Tolls.....	46.12
Freight, express and drayage.....	22.13
Typewriter and repairs.....	93.15
W. H. Howard, surveying and blue prints.....	28.09
S. R. Holroyd, advance allowance.....	\$ 1,000.00
Less refund.....	932.59
R. D. McClung, advance allowance.....	67.41
R. D. McClung, advance allowance.....	500.00
Salaries and Labor:	
Dr. S. R. Holroyd, manager.....	250.00
H. A. Barnett, guard.....	585.00
H. L. Roby.....	30.00
Charles Cochrane.....	27.00
Sundry labor 19 persons each receiving less than \$25.00.....	222.19
Total Salaries and Labor.....	\$ 1,114.19
Traveling Expense:	
A. A. Soupart, per diem \$8.00, traveling expense \$7.57.....	15.57
E. W. Athey.....	15.67
H. H. High.....	51.76
S. R. Holroyd, trip to Maggie.....	11.49
Trip to Charleston.....	21.32



11 Trips to Maggie.....	68.34
W. D. McClung, trip to Maggie and Charleston.....	12.29
Total.....	\$ 7,646.83
Less discount for cash.....	9.25
Net Total.....	\$ 7,637.58

Whenever a part of the same class of expenditure is paid out of "State Fund, General Revenue," and a part out of "State Fund, Special Revenue," the total amount is included in the above General Revenue classification.

Amount of above paid out of General Revenue.....	\$ 7,609.60
Amount of above paid out of Special Revenue.....	27.98
Total as above.....	\$ 7,637.58

193.—*Appropriation for Buildings and Land, State Colored Hospital for Insane.*

Chas. E. Hogg, examining title (Long Farm).....	\$ 190.00
W. H. Howard, surveying land, per diem.....	120.00
Transportation.....	5.40
Truck hire.....	5.00
Assistant laborers.....	62.50
W. Va. Penitentiary, convict labor.....	683.25
Total.....	\$ 1,066.15

Recapitulation, General Revenue Expenditures:

Current General Expenses.....	\$ 7,609.60
Buildings and Land.....	1,066.15

Grand Total—Colored Hospital for Insane..... \$ 8,675.75

WEST VIRGINIA INDUSTRIAL SCHOOL FOR BOYS.

194.—*Appropriation for Current General Expenses.*

H. E. Flesher, superintendent, salary 12 months.....	\$ 3,000.00
Martha G. Flesher, matron, salary 12 months.....	480.00
Letha Stoops, office assistant, salary 12 months.....	1,080.00
Jessie Whitescarver, clerk, salary 12 months.....	690.00
Virginia McLain, stenographer, salary 1 month.....	60.00
Virginia Larew, stenographer, salary 2 + months....	145.00
F. E. Whitescarver, teamster, salary 12 months....	1,200.00
Lee Smith, farmer, salary 12 months.....	1,200.00
E. M. Whitescarver, gardener, salary 12 months....	1,500.00
W. J. MacPherson, baker, salary 12 months.....	1,200.00
Sadie McPherson, matron, salary 12 months.....	360.00
Edna Tucker, housekeeper, salary 12 months.....	600.00
Lillie McDaniel, housekeeper, salary 2 months.....	80.00
F. C. Camlin, shoemaker, salary 12 months.....	1,437.50
Geo. A. Barnard, concrete worker, salary 6 months..	960.00
Effie Matlick, seamstress, salary 12 months.....	600.00
Bertha Spotts, laundress, salary 12 months.....	900.00
W. C. Stansberry, pumper, salary 12 months.....	1,140.00
L. J. Tucker, blacksmith, salary 12 months.....	1,605.56
Ada Larew, cook, salary 12 months.....	360.00
Nannie Woodward, cook, salary 12 months.....	780.00
Ida Larew, cook, salary 10 part months.....	168.93
Virginia Fawcett, housekeeper, salary 12 months....	360.00
S. J. Rector, engineer, salary 1 + month.....	95.00
Pete Cook, engineer, salary 1 + month.....	128.23
S. P. Moran, engineer, salary 3 + months.....	327.50

C. E. Bunner, engineer, salary 4 months.....	760.00
Joseph Peters, engineer, salary 2 + months.....	187.10
John Martin, engineer, salary 12 months.....	1,200.00
C. W. Currentz, engineer, salary 3 + months.....	292.74
Y. C. Wolfe, engineer, salary part month.....	8.88
Chas. Hudson, engineer, salary part month.....	42.00
Henry Lambert, engineer, salary part month.....	20.00
Cottage Commanders:	
Bruce Newlon, salary 12 months.....	1,200.00
J. B. Woodward, salary 12 months.....	1,272.33
J. W. Smalley, salary 12 months.....	1,200.00
Edgar Gladwell, salary 3 + months.....	233.26
Night Watchmen:	
D. A. Fawcett, salary 12 months.....	1,380.00
J. J. Woodward, salary 12 months.....	780.00
O. F. Wile, salary 12 months.....	1,030.75
J. W. Whitescarver, salary 2 part months.....	23.69
Teachers:	
Mary Evens, salary 12 months.....	1,176.00
Ola F. Bartlett, salary 12 months.....	1,048.29
Beatrice Hume, salary part month.....	48.00
Elizabeth Helferstay, salary part month.....	40.00
Myrtle O. Bartlett, salary 12 months.....	1,200.00
Edna Cornwell, salary part month.....	40.00
Ruth Woodward, salary 1 month.....	138.00
Mabel Buck, salary 9 months.....	931.17
Laura Ruddle, salary 9 months.....	898.25
Martha Dennison, salary 9 months.....	919.17
Cottage Fathers:	
W. E. Stewart, salary 12 months.....	900.00
J. S. Hinkle, salary 3 months.....	280.45
W. M. Yates, salary 12 months.....	1,080.00
Cottage Mothers:	
Ruth Stewart, salary 12 months.....	360.00
Maude Hinkle, salary 2 months.....	54.00
Ida Yates, salary 12 months.....	360.00
Nellie Baxter, salary 2 months.....	71.00
J. D. Curry, farm inspector, salary 6 + months.....	457.26
Harry Smith, truck driver, salary 4 months.....	249.00
D. G. Smith, printer, salary 12 months.....	1,920.00
Guy Kincaid, live stockman, salary part month.....	30.00
Philip Utt, mine foreman, salary 12 months.....	1,435.00
G. W. Gathorp, carpenter, salary 4 months.....	600.00
F. L. Wartenbee, painter, salary 4 months.....	400.00
Hugh Trail, farmer, salary part month.....	30.00
Roma Lanham, farmer, salary 4 + months.....	69.00
John Harvey, farmer, salary 1 month.....	30.00
F. A. Alcorn, farmer, salary 1 month.....	32.50
C. A. Ash, orchardist, salary 1 month.....	166.65
Roy Ash, orchardist, salary 2 + months.....	317.00
Chas. Williams, visiting agent, salary 1 month.....	30.00
John Bell, carpenter, salary 2 months.....	388.80
G. E. Kiger, carpenter, salary 2 months.....	348.00
C. E. Hedrick, tinner, salary 1 month.....	30.00
Bessie Wartenbee, relief matron, salary 1 + month..	61.49
Mary McCoy, relief matron, salary 10 months.....	511.05
Addie Donaldson, housekeeper, salary 1 + month...	83.87
Lillie Patterson, dairy matron, salary 10 months.....	400.00
Esther Stewart, relief matron, salary part month....	15.00
Nurses:	
J. B. Blaney, salary part month.....	20.00
C. Louise Thayer, salary 3 months.....	295.00
Hazel Graham, salary 2 + months.....	233.00

Forest Fisher, salary 4 months.....	400.00
Elsie Huffman, salary 1 month.....	28.30
Margaret Arnet, slary 1 month.....	21.50
Sundry services 12 persons each receiving less than \$10	67.10
Total Salaries.....	\$48,302.32
Fish.....	19.45
Oleomargarine.....	1,089.75
Lard.....	412.38
Ice Cream.....	46.10
Cheese.....	45.87
Flour.....	6,519.70
Crackers.....	107.35
Macaroni.....	126.65
Hominy.....	6.55
Sugar.....	1,610.79
Coffee.....	281.15
Tea.....	19.60
Potatoes.....	214.00
Beans.....	91.43
Cabbage.....	2.24
Rice.....	560.00
Cereals.....	174.81
Fresh Vegetables.....	46.39
Canned Peaches.....	89.00
Canned Pears.....	117.50
Canned Apricots.....	32.00
Fresh Fruits.....	136.10
Figs and Raisins.....	88.00
Dried Peaches.....	251.20
Dried Prunes.....	781.75
Dried Apples.....	239.25
Syrup.....	544.50
Pepper.....	30.00
Salt.....	177.35
Yeast.....	250.45
Baking Powder.....	69.00
Vinegar.....	13.40
Ketchup.....	7.85
Flavoring Extracts.....	24.61
Other Food Supplies.....	174.75
Canning Supplies.....	92.50
Laundry Soap.....	473.93
Toilet Soap.....	273.65
Other Cleansers.....	250.63
Other Laundry Supplies.....	185.69
Brooms.....	145.00
Mops and Brushes.....	19.50
Toilet Paper.....	94.45
Disinfectants.....	197.60
Other Janitor Supplies.....	154.34
Table Silver.....	5.39
Table China.....	219.15
Kitchen Utensils.....	172.86
Chairs.....	28.80
Other Furniture.....	24.65
Springs, Cots and Bedsteads.....	421.00
Carpets and Rugs.....	37.50
Mattresses.....	206.50
Quilts and Blankets.....	274.80
Sheets and Cases.....	201.52
Other Bedding.....	34.50
Other Household Supplies.....	58.43
Athletic Supplies.....	20.16

Shoe and Harnessmakers' Supplies (leather, etc.) . . . .	2,688.14
Shoes . . . . .	314.20
Clothing . . . . .	1,158.22
Dry Goods . . . . .	2,460.44
Notions . . . . .	39.60
Amusements . . . . .	141.40
Religious Services . . . . .	71.00
Funeral Expense . . . . .	291.00
Transportation of Boys . . . . .	140.12
Expense Escaped Boys . . . . .	374.54
Rewards . . . . .	536.00
State Tuberculosis Sanitarium, board and treatment.	30.00
Rent . . . . .	31.00
Gas . . . . .	1,565.45
Gasoline . . . . .	598.22
Lubricating Oil . . . . .	514.65
Illuminating Oil . . . . .	7.50
Ice . . . . .	414.65
Electrical Supplies . . . . .	143.76
Plumbing Supplies . . . . .	21.14
Barbering and Supplies . . . . .	4.76
Premium on Official Bonds . . . . .	18.00
Repairs for Pump . . . . .	132.80
Horses . . . . .	766.29
Hogs . . . . .	25.00
Dairy Feed . . . . .	24.00
Oats . . . . .	791.79
Fertilizer . . . . .	1,190.38
Seeds . . . . .	522.68
Plants . . . . .	123.10
Harness . . . . .	117.97
Vehicle Repairs . . . . .	63.70
Auto Repairs . . . . .	801.48
Blacksmithing . . . . .	25.00
Paint, Oil and Varnish . . . . .	38.50
Engine Room Supplies . . . . .	161.98
Engine Room Repairs . . . . .	49.87
Farm Machinery . . . . .	234.59
Farm Tools . . . . .	354.51
Mines Supplies . . . . .	113.73
Whip Cord . . . . .	380.63
Other Farm Supplies . . . . .	556.04
Miscellaneous Hardware . . . . .	436.99
Library Books . . . . .	17.21
Text Books and School Supplies . . . . .	373.47
Newspapers . . . . .	159.86
Other Publications . . . . .	24.15
Printers Supplies . . . . .	207.87
Printing and Advertising . . . . .	59.96
Drugs . . . . .	480.56
Hospital Supplies . . . . .	28.00
Medical Attendance . . . . .	947.10
Veterinary Service . . . . .	14.00
Postage . . . . .	305.28
Telephone . . . . .	362.78
Telegraph . . . . .	132.29
Freight, Express and Drayage . . . . .	1,115.48
Typewriter Repairs . . . . .	9.02
Stationery . . . . .	757.16
Office Supplies . . . . .	67.75
Traveling Expenses:	
Bertha Stoops . . . . .	2.40
D. Grant Smith . . . . .	6.95

H. E. Flesher, traveling expense by trips:		
Jan. 23-24, 1921, Charleston.....		15.35
Jan. 24-25, 1921, Pittsburgh, Pa.....		26.69
Mar. 29-30, 1921, Charleston.....		28.35
May 7-9, 1921, Wardensville.....		24.12
June 16-17, 1921, Charleston.....		26.20
June 30-July 1, 1921, Shenandoah Junction.....		21.91
July 14-16, 1921, Wardensville.....		24.02
Mar. 30-31, 1922, Charleston.....		19.19
Total.....	\$	90,027.73
Less discount for cash.....	\$ 257.93	
Less freight paid and deducted.....	118.59	376.52
Net Total.....	\$	89,651.21

Wherever a part of the same class of expenditure is paid out of "State Fund, General Revenue," and part out of "State Fund, Special Revenue," the total amount is included in above General Revenue classification.

Amount of above paid out of General Revenue.....	\$	89,239.78
Amount of above paid out of Special Revenue.....		411.43
Total.....	\$	89,651.21

195.—*Appropriation for Repairs and Improvements West Virginia Industrial School for Boys.*

Schley-Nash Co., boiler and equipment.....	\$	977.15
Pittsburgh Water Heater Co., heater.....		216.61
Commercial Sash & Door Co., doors and windows...		906.63
Belmont Slate Co., roofing slate.....		504.31
American Sawmill Co., planes and attachments.....	1,291.22	
E. T. Danser, repairs to roofs.....		313.40
Sprigg Lumber Co., laths.....		350.00
Huntington Sash Door and Trim Co., lumber.....		320.00
Kurfee Paint Co., paint.....		372.50
American Asphalt Paint Co., paint.....		188.66
Crescent Supply Co., paint.....		40.12
Fairmont Wallplaster Co., paint.....		97.34
Pittsburgh Plate Glass Co., paint.....		93.73
John Lucas and Co., roof paint.....		40.42
Foy Paint Co., paint.....		129.85
Other paint, oil and varnish.....		86.97
Kelly and Jones, plumbing supplies.....		137.23
Bailey-Ferrell Mfg. Co., plumbing supplies.....		432.19
Crane Co., plumbing supplies.....		412.60
International Heater Co., plumbing supplies.....		118.86
Tri-Lutz, plumbing supplies.....		474.66
Other plumbing supplies.....		41.45
Western Electrical Co., electrical supplies.....		177.56
Doubleday Hill Elect. Co., electrical supplies.....		249.43
Iron City Elect. Co., switch board.....		265.55
Other electrical supplies.....		35.75
Philadelphia Beling Co., belting for planes.....		177.60
Shaftings and couplings for planes.....		67.00
Repairs for engines.....		154.07
Repairs for tractor.....		27.00
Repairs to hydrant.....		43.89
Repairs for pump.....		149.22
Repairs for boiler.....		75.99
Roofing and repairs.....		138.84
Door hangers \$11.76, sash cord, \$12.49.....		24.25
Locks and Keys.....		44.10

Nails.....	43.82
Awning.....	3.07
Sand \$2.50, fire clay, \$7.88.....	10.38
Plaster.....	55.00
Concrete mixing machine.....	130.00
Ladders.....	41.20
Freight.....	386.23
Miscellaneous hardware.....	173.91
Transfer from Miscellaneous Fund to Building Fund, Special Revenue.....	138.85
A. A. Soupart, per diem.....	15.00
Traveling Expense.....	4.90
<b>Labor:</b>	
C. E. Bunner.....	1,520.00
G. W. Gawthrop.....	1,200.00
F. L. Wartenbee.....	776.67
C. W. Currentz.....	341.33
Henry Lambert.....	120.00
Geo. A. Barnard.....	320.00
H. U. Crumit.....	200.00
C. L. Warder.....	49.00
Henry Wagoner.....	54.00
J. C. Netzer.....	68.00
W. W. Tilchneal.....	80.00
W. J. Lunsides.....	68.00
A. T. Nicola.....	218.40
W. J. Metheny.....	102.40
G. E. Kiger.....	321.20
John Bell.....	368.00
Homer Sevey.....	70.40
O. C. Thomas.....	70.40
D. A. Mathews.....	164.20
C. McClung.....	37.50
D. Blaire.....	41.13
C. C. Whitescarver.....	141.60
G. C. Nicola.....	84.00
C. E. Hedrick.....	131.00
J. W. Luethkin.....	115.00
<b>Total.....</b>	<b>\$ 16,840.74</b>
Less advance allowance for 1918 refunded.....	1,250.00
<b>Net Total.....</b>	<b>\$ 15,590.74</b>

Wherever a part of the same class of expenditure is paid out of "State Fund, General Revenue," and a part out of "State Fund, Special Revenue," the total amount is included in above General Revenue classification.

Amount of above paid out of General Revenue.....	\$ 15,000.00
Amount of above paid out of Special Revenue.....	590.74
<b>Total.....</b>	<b>\$ 15,590.74</b>

196.—*Appropriation for Buildings and Land Industrial School for Boys.*

C. J. Tucker, cutting, logging and sawing timber....	\$ 262.70
Kanawha Valley Lumber Co., lumber.....	325.80
Other lumber.....	7.65
Commercial Sash and Door Co., door and window frames.....	428.96
Williams Hdw. Co., shafts and pulleys.....	211.33
Tri-Lutz, plumbing supplies.....	254.06
Other plumbing supplies.....	38.99
Wheelbarrows and dirt shovels.....	207.09

Other tools.....	52.34
Sand.....	23.41
Brick.....	128.00
Sewer pipe.....	199.21
Cement.....	1,651.25
Nails.....	67.64
Freight.....	472.01
Electrical supplies.....	107.60
Paper sheathing \$27.05, rubberoid roofing \$32.89....	59.94
Repairs for engine.....	16.37
Valleys and spouting for roof.....	162.58
Doors.....	16.04
Hardware.....	30.51
A. A. Soupart, per diem.....	32.00
Traveling expense.....	15.45
<b>Labor:</b>	
Geo. A. Barnard.....	640.00
H. U. Crumit.....	683.87
Tony Barr.....	335.00
Sisto Gilardi.....	263.00
Otto Basaldella.....	592.00
Geo. Amprinio.....	312.00
J. C. Metzger.....	497.60
H. Wagoner.....	400.40
W. W. Tilchneal.....	488.40
Sam Staltani.....	88.00
Patsey Staltani.....	88.00
E. McClung.....	80.00
C. L. Warder.....	217.00
W. J. Lunsider.....	184.00
A. F. Micola.....	128.00
W. J. Metheny.....	95.60
G. E. Kiger.....	160.00
John Bell.....	153.60
C. C. Whitescarver.....	12.80
Homer Selvey.....	96.00
O. C. Thomas.....	96.00
D. A. Mathews.....	102.40
C. O. Barkus.....	14.40
B. Blaire.....	1.00
<b>Total.....</b>	<b>\$ 10,500.00</b>
Less refund of advance allowance.....	500.00
<b>Net Total.....</b>	<b>\$ 10,000.00</b>
<b>197.—Appropriation for Buildings and Land—Central School Building, Industrial School for Boys.</b>	
H. E. Flesher, advance allowance to meet payrolls... \$	1,000.00
<b>Recapitulation General Revenue Expenditures:</b>	
Current Expense..... \$	89,239.78
Repairs and Improvements.....	15,000.00
Buildings and Land.....	10,000.00
Buildings and Land—School Building.....	1,000.00
<b>Grand Total—Industrial School for Boys..... \$</b>	<b>115,239.78</b>
<b>STATE INDUSTRIAL SCHOOL FOR COLORED BOYS.</b>	
<b>198.—Appropriation for Buildings and Land.</b>	
W. G. Worley, special agent, salary 2½ months.... \$	250.00
Transportation.....	133.66
Hotel and Meals.....	251.85

Stenographer.....	2.00
Baggage.....	4.45
<b>Total.....</b>	<b>\$ 641.96</b>

**WEST VIRGINIA INDUSTRIAL HOME FOR GIRLS.**

199.—*Appropriation for Current Expenses for the Industrial Home for Girls.*

Jennie F. Sutton, superintendent, salary 12 months..	\$ 2,075.00
Mildred F. Swearingen, clerk, salary 12 months.....	1,245.00
Clara McGlothlin, matron, salary 8 months.....	473.00
Ettie Haymond, matron, salary 12 months.....	687.85
Lena Woodyard, matron, salary 12 months.....	713.00
Clara Davis, matron, salary part month.....	19.30
Bessie Morrison, matron, salary 3 + months.....	223.20
Nina Berry, housekeeper, salary 12 months.....	770.00
Bertha Bush, matron, salary 11 months.....	559.66
Agnes Davis, matron, salary 12 months.....	653.00
Zona Lough, farm woman, salary 3 + months.....	162.08
Gilbert Davis, farmer, salary 12 months.....	1,190.00
Luther Davis, farmer, salary 12 months.....	1,010.00
Austin McClary, engineer, salary 12 months.....	1,015.00
Jessie Martin, relief officer, salary 6 + months.....	336.67
Etta Halstead, relief officer, salary 1 month.....	50.00
Helen M. Worrell, relief officer, salary 5 + months..	323.00
Lela A. Moore, relief officer, salary part month.....	30.00
Credea Marple, relief officer, salary 11 months.....	594.45
Clara L. Rector, teacher, salary 1 + months.....	108.00
Eulah Marple, teacher, salary 12 months.....	690.58
Vada Southall, teacher, salary 11 months.....	633.65
Ella O. Crouch, teacher, salary 3 + months.....	220.00
Dotia White, teacher, salary 5 months.....	325.00
<b>Total Salaries.....</b>	<b>\$14,107.44</b>
Beef.....	876.88
Pork.....	193.77
Fish.....	10.50
Canned Meats.....	23.00
Oleomargarine.....	373.75
Lard.....	93.82
Ice cream.....	16.11
Cheese.....	5.83
Flour.....	1,203.58
Meal.....	59.70
Crackers.....	50.27
Macaroni.....	52.08
Hominy.....	29.62
Sugar.....	273.54
Coffee.....	99.78
Tea.....	19.50
Potatoes.....	116.26
Beans.....	119.38
Rice.....	58.45
Cereals.....	136.39
Tomatoes.....	27.20
Canned Fruit.....	17.00
Fresh Fruit.....	22.95
Dried Prunes.....	17.50
Dried Apples.....	45.00
Syrup.....	140.77
Pepper.....	4.10
Salt.....	50.95
Yeast.....	42.47
Baking Powder.....	46.71



Vinegar.....	36.77
Ketchup.....	3.30
Flavoring extracts.....	26.85
Dried corn.....	17.76
Other food supplies.....	179.15
Canning supplies.....	192.36
Laundry soap.....	153.80
Toilet soap.....	65.50
Other cleansers.....	46.85
Other laundry supplies.....	67.20
Brooms.....	57.50
Mops and brushes.....	32.75
Toilet paper.....	50.75
Other janitor supplies.....	76.39
Table silver.....	15.06
Table china.....	80.80
Kitchen utensils.....	162.01
Chairs.....	92.50
Settees.....	50.00
Carpets and rugs.....	290.28
Mattresses.....	26.80
Bedspreads.....	74.40
Other household supplies.....	57.13
Shoes.....	769.60
Clothing.....	536.08
Dry Goods.....	1,040.32
Notions.....	80.84
Window shades and curtains.....	17.32
Flags.....	12.53
Amusements.....	35.64
Religious services.....	104.00
Funeral expense.....	16.64
Transportation of children.....	1,080.73
Rewards.....	40.00
Suit cases.....	54.00
Gas.....	3,729.50
Gasoline.....	43.35
Lubricating oil.....	44.31
Ice.....	445.00
Gas fixtures and supplies.....	74.33
Plumbing supplies.....	12.74
Barbering and supplies.....	7.20
Premium on Official Bond.....	7.50
Cattle.....	50.00
Hogs.....	43.00
Corn.....	40.80
Oats.....	61.20
Chop and middlings.....	134.88
Bran.....	122.05
Hay.....	300.64
Other feed.....	106.98
Fertilizer.....	133.58
Seeds.....	213.93
Plants.....	27.00
Vehicle repairs.....	57.30
Auto repairs.....	20.78
Blacksmithing.....	28.60
Engine room supplies.....	33.47
Farm tools.....	152.98
Farm machinery, tractor.....	309.40
Miscellaneous hardware.....	230.28
Text books and school supplies.....	248.89
Newspapers.....	84.65

Advertising.....		7.84
Drugs.....		131.83
Medical attendance.....		453.75
Dental work.....		235.00
Veterinary service.....		32.00
Postage.....		167.86
Telephone.....		169.15
Telegraph.....		20.35
Freight, express and drayage.....		135.90
Stationery.....		76.63
Office supplies.....		33.77
Ray Wright, labor.....		3.00
C. T. Kelly, traveling expense.....		2.34
Total.....	\$	32,211.67
Less discount for cash.....	\$	101.98
Less freight paid and deducted.....		28.95
		130.93
Net Total.....	\$	32,080.74

Wherever a part of the same class of expenditure is paid out of "State Fund, General Revenue," and a part of "State Fund, Special Revenue," the total amount is included in above General Revenue classification.

Amount of above paid out of General Revenue.....	\$	32,072.69
Amount of above paid out of Special Revenue.....		8.05
Total.....	\$	32,080.74

200.—*Appropriation for Repairs and Improvements West Virginia Industrial Home for Girls.*

Salem Lumber Co., lumber.....	\$	1,534.14
Crushed stone.....		48.00
Other lumber.....		18.00
Hitchings and Co., portable greenhouse.....		410.00
Paint, oil and varnish.....		256.20
Crane Co., plumbing supplies.....		218.18
Geo. Collins, plumbing and supplies.....		317.47
H. D. Nutter, plumbing and supplies.....		106.45
Other plumbing supplies.....		47.03
Structural steel.....		130.00
Stone sills.....		64.76
Sand and gravel.....		257.22
Cement.....		151.62
Brick.....		427.50
Sewer pipe.....		34.68
Plaster.....		33.00
Roof slate.....		183.65
Tin roofing, conductors and repairs.....		151.53
Pump.....		231.00
Repairs for pump.....		21.00
Repairs for pulleys.....		16.31
Repairs to gas range and engine.....		18.25
Engine room supplies.....		26.86
Sash cord and weights.....		8.96
Hardware.....		66.19
Fruit trees.....		12.00
A. A. Soupart, per diem.....		32.00
Traveling expense.....		27.54
Labor:		
Thomas A. Randolph.....		323.20
J. S. Wright.....		215.40
Minter Hudkins.....		210.60

Roy Wright.....	33.00
Albert Moore.....	155.96
Ray Randolph.....	223.20
M. T. Frum.....	22.50
Alva Hurst.....	34.34
Thomas Ash.....	128.25
Lawrence Ash.....	43.00
W. B. Sager.....	56.12
Arthur Coburn.....	18.00
Carl Jones.....	6.00
Charles Vannoy.....	3.00
Marion George.....	12.00
Total Labors.....	\$ 1,484.57
<hr/>	
Total.....	\$ 6,334.11
Less refund of advance allowance.....	5.06
<hr/>	
Net Total.....	\$ 6,329.05

Wherever a part of the same class of expenditure is paid out of "State Fund, General Revenue," and a part out of "State Fund, Special Revenue," the total amount is included in above General Revenue classification.

Amount of above paid out of General Revenue.....	\$ 5,842.84
Amount of above paid out of Special Revenue.....	486.21
<hr/>	
Total.....	\$ 6,329.05

**Recapitulation General Revenue Disbursements:**

Current Expenses.....	\$ 32,072.69
Repairs and Improvements.....	5,842.84
<hr/>	
Grand Total—Industrial Home for Girls.....	\$ 37,915.53

**STATE INDUSTRIAL SCHOOL FOR COLORED GIRLS.**

*201.—Appropriation for Buildings and Land.*

W. G. Worley, locating site, salary 2 months.....	\$ 200.00
<hr/>	
Grand Total—Industrial School for Colored Girls	\$ 200.00

**WEST VIRGINIA CHILDREN'S HOME.**

*202.—Appropriation for Current General Expenses.*

Ernestine Harrison, superintendent, salary 12 months	\$ 2,025.00
Nina Powers, housekeeper, salary 12 months.....	340.00
E. A. Vanscoy, farmer, salary 12 months.....	1,260.00
Ella Chenoweth, teacher, salary 6 months.....	245.00
E. McQuain, nurse, salary 8 months.....	240.00
E. Campbell, nurse, salary 7 + months.....	228.00
Florence Callahan, nurse, salary 6 months.....	180.00
Anna Everson, nurse, salary 5 months.....	150.00
Laura Roby, nurse, salary 1 month.....	36.00
Cora Smith, cook, salary 12 months.....	420.00
Sarah Hess, labor, salary 12 months.....	250.00
Beulah Brown, laundress, salary 12 months.....	420.00
Total Salaries.....	\$ 5,794.00
Beef.....	260.84
Pork.....	59.67
Poultry.....	8.29
Canned meats.....	33.68
Oleomargarine.....	82.50

Lard.....	61.25
Milk.....	76.25
Ice cream.....	34.24
Cheese.....	22.73
Flour.....	275.03
Meal.....	28.20
Bread.....	1.27
Macaroni.....	5.40
Hominy.....	2.25
Sugar.....	137.94
Coffee.....	37.13
Potatoes.....	7.00
Beans.....	12.55
Cabbage and Kraut.....	10.00
Rice.....	11.00
Cereals.....	84.84
Canned tomatoes.....	34.30
Canned peas.....	8.40
Other canned vegetables.....	7.50
Fresh vegetables.....	4.01
Canned peaches.....	8.00
Other canned fruit.....	10.30
Fresh fruits.....	26.59
Dried pears.....	7.63
Dried peaches.....	6.50
Dried prunes.....	26.50
Other dried fruit.....	18.00
Syrup.....	29.55
Pepper.....	1.53
Salt.....	16.20
Yeast.....	5.15
Baking powder.....	34.55
Vinegar.....	10.34
Flavoring extracts.....	7.45
Other food supplies.....	174.64
Canning supplies.....	56.78
Laundry soap.....	57.00
Toilet soap.....	47.00
Other cleansers.....	26.20
Other laundry supplies.....	9.10
Brooms.....	23.28
Mops and brushes.....	4.85
Disinfectants.....	9.00
Other janitor supplies.....	14.18
Spectacles.....	25.00
Kitchen utensils.....	111.91
Chairs.....	21.00
Tables.....	60.00
Other furniture.....	62.00
Repair to furniture.....	16.80
Springs, cots and bedsteads.....	29.50
Carpets and rugs.....	80.24
Mattresses.....	10.50
Quilts and blankets.....	45.88
Other household supplies.....	57.89
Shoes.....	23.80
Shoe repairs.....	15.35
Clothing.....	281.08
Dry goods.....	269.82
Notions.....	63.63
Davis Trust Co., interest on loan to pay salaries.....	14.54
Amusements.....	15.40
Funeral expense.....	86.50

Transportation of children.....	181.10
Gas.....	561.06
Electricity.....	372.01
Water.....	61.56
Ice.....	150.50
Gas fixtures and supplies.....	6.75
Barbering and supplies.....	73.20
Premium on official bonds.....	5.00
Horses.....	120.00
Corn.....	3.70
Oats.....	4.55
Chop and middlings.....	69.73
Bran.....	64.34
Hay.....	34.44
Fertilizer.....	159.27
Seeds.....	39.25
Plants.....	49.03
Blacksmithing.....	2.25
Miscellaneous hardware.....	30.36
Books.....	61.71
Newspapers.....	15.35
Printing and advertising.....	5.83
Drugs.....	79.60
Hospital supplies.....	30.00
Medical attendance.....	283.00
Dental work.....	12.00
Veterinary service.....	5.00
Postage.....	34.00
Telephone and tolls.....	267.97
Telegraph.....	5.30
Freight, express and drayage.....	27.37
Office supplies.....	17.87
Sundry labor 3 persons.....	21.00
David F. Sheets, traveling expense.....	19.42
E. Harrison, traveling expense:	
June 22-25, 1921, Charleston.....	35.84
March 7-11, 1922, Parkersburg.....	33.60
Total.....	\$ 11,964.39
Less discount for cash.....	\$ 17.57
Freight paid and deducted.....	10.52
Net Total.....	\$ 11,936.30
<b>203.—Appropriation for Repairs and Improvements West Virginia Children's Home.</b>	
T. R. Whiteman, contract, tenant house.....	\$ 400.00
Repairs to farm house.....	188.01
David F. Sheets, abstractor, salary 1/2 month.....	100.00
R. A. Hartman, paving, sidewalks and steps.....	200.00
Hardman Building and Supply Co., building material.....	883.71
W. H. Keplinger, plumbing and supplies.....	143.72
H. S. Fisher, repairs to plumbing.....	32.25
H. N. Barnard, repairs to plumbing.....	3.00
Sundry repairs.....	19.30
Electrical supplies and repairs.....	118.62
Kurfee Paint Co., paint.....	90.80
Ames Asphalt Paint Co., paint.....	24.75
Sewer pipe.....	53.23
Hardware.....	20.87
Shade trees.....	67.33
John Van Range Co., kitchen equipment.....	75.00
Total.....	\$ 2,420.59

204.—*Appropriation for Buildings and Land, West Virginia Children's Home.*

C. Von Allman, land.....	\$	800.00
T. R. Whiteman, contract, tenant house.....		1,700.00
<b>Total.....</b>	<b>\$</b>	<b>2,500.00</b>

Recapitulation General Revenue Expenditures:

Current Expense.....	\$	11,936.30
Repairs and Improvements.....		2,420.59
Buildings and Land.....		2,500.00

Grand Total—W. Va. Children's Home..... \$ 16,856.89

**WEST VIRGINIA COLORED ORPHANS' HOME.**

205.—*Appropriation for Current Expenses of the West Virginia Colored Orphans' Home.*

I. M. Carper, superintendent, salary 1½ months....	\$	150.00
H. H. Railey, superintendent, salary 10½ months....		1,050.00
Pork.....		11.21
Poultry.....		16.50
Lard.....		5.75
Flour.....		17.60
Sugar.....		4.72
Coffee.....		4.20
Tea.....		3.50
Cereals.....		3.60
Canned tomatoes.....		3.70
Canned corn.....		3.75
Canned peas.....		1.45
Canned peaches.....		6.70
Baking powders.....		4.00
Flavoring extracts.....		3.30
Other food.....		2.33
Colored Tuberculosis Sanitarium, treatment of patients.....		150.72
Laundry soap.....		5.84
Toilet soap.....		5.45
Other laundry supplies.....		1.40
Janitor supplies.....		12.74
Kitchen utensils.....		130.98
Chairs.....		111.81
Tables.....		52.72
Davenport.....		60.84
Dresser.....		20.00
Other furniture.....		151.92
Carpets and rugs.....		108.00
Mattresses.....		32.15
Othr bedding.....		34.40
Clothing.....		18.50
Window shades and curtains.....		19.23
Transportation of children.....		25.00
Board and lodging for children.....		288.00
H. H. Railey, advance allowance (for traveling expense).....		100.00
Rent, office and garage.....		282.25
Gas.....		44.92
Gasoline.....		18.10
Lubricating oil.....		1.00
Premium on official bond.....		17.50
Dairy feed.....		94.85
Corn.....		47.60

Chop and middlings.....	39.70
Hay.....	80.32
Other feed.....	7.65
Seeds.....	10.95
Vehicles.....	106.67
Automobile.....	564.00
Auto repairs.....	21.10
Paint.....	1.50
Engine room repairs.....	20.75
Farm tools.....	20.65
Hardware.....	11.93
Newspapers.....	4.00
Advertising.....	4.35
Drugs.....	1.50
Postage.....	8.40
Telephone.....	9.22
Freight, express and drayage.....	76.32
Stationery.....	68.37
Typewriter.....	93.15
<b>Labor and Traveling Expense:</b>	
Hugh Blevins.....	8.75
Daily Booth.....	6.25
N. S. Stewart.....	29.90
Fred C. Mourning.....	193.50
Wm. Howard.....	5.00
Robert Vannoy.....	213.75
John Bows.....	27.00
P. N. Edison.....	38.25
A. A. Soupart, per diem.....	16.00
Traveling expense.....	3.66
H. H. Railey, traveling expense.....	82.85
I. M. Carper, traveling expense.....	30.38
David F. Sheets, traveling expense.....	27.02
Total.....	\$ 4,961.07
Less discount for cash.....	\$ 8.74
Less refund of I. M. Carper, advance allowance.....	100.00
Net Total.....	\$ 4,852.33
<b>206.—Appropriation for Buildings and Land Colored Orphans' Home.</b>	
Mentor Home Corporation, contract, houses.....	\$ 4,420.00
Cleaning and dressing floors.....	65.00
Warne, Tucker and Patterson, architects, orphans' home.....	1,500.00
Publishing notice to contractors.....	114.07
Lynch and Brown, labor and material.....	43.45
American Asphalt Paint Co., paint.....	186.97
Pittsburgh Plate Glass Co., paint.....	140.00
Sewer Tile.....	49.70
Plumbing Supplies.....	48.05
Window Glass.....	8.20
H. H. Railey, advance allowance.....	100.00
A. A. Soupart, per diem.....	12.00
<b>Labor:</b>	
Herbert Goodloe.....	33.60
Hugh Blevins.....	20.00
Daily Booth.....	13.75
N. S. Stewart.....	10.00
Alex Miller.....	5.00

Fitzhugh Eaves.....		8.40
Zone Edens.....		5.00
Total.....	\$	6,783.19
Recapitulation:		
Current General Expenses.....	\$	4,852.33
Buildings and Land.....		6,793.19
Total—Colored Orphan's Home.....	\$	11,635.52

**STATE BOARD OF CHILDREN'S GUARDIANS.**

*207.—Appropriation for Salaries, Traveling Expense, Current and Contingent Expenses.*

Salaries:		
L. H. Putnam, executive secretary, 12 months.....	\$	4,200.00
Ursula Cavender, chief clerk.....		1,790.00
Russie Harrah, clerk, 12 months.....		1,490.00
Maude Davis, field deputy, 12 months.....		1,725.00
Alice V. Welton, agent, 12 months.....		1,480.00
Kathleen Welton, agent, 12 months.....		1,200.00
Clara Seybold, agent, 12 months.....		1,200.00
Stella Parker, agent, 12 months.....		1,200.00
Margaret McKinney, agent, 12 months.....		1,200.00
Lena B. Smith, agent, 12 months.....		1,200.00
Florence Charter, agent, 12 months.....		1,160.00
Lowell Wolford, agent, 12 months.....		1,240.00
Bernice Miller, agent, 12 months.....		1,160.00
Emma A. Dorsey, agent, 12 months.....		900.00
Hellen Chandler, agent, 2 months.....		230.00
Mrs. Ed Frazee, agent, part month.....		25.00
Elizabeth Greenlee, stenographer, 4 months.....		300.00
S. U. Morrissey, stenographer, compensation.....		50.00
L. J. Coyle, stenographer, compensation.....		12.72
Irene Corkrean, stenographer, compensation.....		15.00
Crystal Blubaugh, stenographer, compensation.....		2.50
Charlotte M. Hall, nurse, compensation.....		70.00
Mrs. W. H. Baer, nurse, compensation.....		82.00
Ruby L. Conner, nurse, compensation.....		85.48
Laura B. McGill, nurse, compensation.....		32.00
Total Salaries.....	\$22,049.70	
Traveling Expense:		
L. H. Putnam.....		671.39
Lowell Wolford.....		736.17
Maude Davis.....		936.17
Kathleen M. Welton.....		585.01
Lena B. Smith.....		667.09
Emma A. Dorsey.....		167.74
Stella Parker.....		417.46
Margaret E. McKinney.....		436.01
Mrs. Ed Frazee.....		33.64
Alice V. Welton.....		855.39
Florence Charter.....		811.94
Clara M. Seybold.....		317.68
Bernice L. Miller.....		399.84
Mrs. J. E. Miller.....		14.85
Ursula Cavender.....		59.78
Russie Harrah.....		64.07
Mrs. Hellen Chandler.....		90.27
W. Va. Children's Home, transportation child.....		7.80
Dr. John L. Dickey, per diem.....		24.00
Traveling expense.....		15.38



Sue Staunton, per diem.....	40.00
Traveling expense.....	44.24
F. J. Brooke, per diem.....	56.00
Traveling expense.....	50.28
Harry L. Snyder, per diem.....	24.00
Traveling expense.....	38.30
Total Traveling Expense.....	\$ 7,564.50
Postage.....	850.00
Telephone.....	308.40
Telegraph.....	262.75
Typewriter and repairs.....	99.25
Typewriter, rent.....	36.00
Mimeograph repairs.....	15.00
File cases and indexes.....	163.25
Stationery cabinets.....	51.60
Wardrobe.....	30.00
Water cooler.....	24.00
Drinking water.....	14.40
Office chairs.....	41.25
Desk.....	40.00
Curtains and screens.....	46.22
Stationery and supplies.....	347.79
Printing.....	94.70
Advertising.....	502.03
Books and periodicals.....	31.52
Other office supplies.....	154.43
Freight, express and drayage.....	38.34
Medical supplies.....	5.85
Premiums on official bonds.....	32.50
Clothing for children.....	335.76
Taxi and street car fares.....	4.60
Union Mission, Huntington, board for wards.....	135.00
Mrs. Minnie Stafford, board for wards.....	513.34
Salvation Army, Wheeling, board for wards.....	128.25
Mrs. M. J. Ryle, board for ward.....	10.00
Mrs. Putnam, care of ward.....	15.00
Mrs. J. C. Singer, care of wards.....	48.85
Lilly McGinnis, care of ward.....	1.50
McClure House, board for wards.....	18.50
Mrs. Elizabeth Reedy, board for wards.....	39.75
Salvation Army, Fairmont, board for board.....	30.00
Mrs. H. S. Frye, board ward.....	2.50
Mrs. E. Frazee, board wards.....	44.00
Mrs. D. W. Pickering, care of wards.....	90.00
Mrs. M. E. Davis, care of ward.....	21.00
Dr. G. L. Pence, medical attendance.....	9.50
Dr. B. S. Preston, medical attendance.....	11.00
Dr. A. J. Hatfield, medical attendance.....	10.00
Dr. E. W. Smoot, medical attendance.....	10.00
Dr. R. L. Jones, medical attendance.....	6.00
Dr. P. L. Gray, medical attendance.....	16.00
Dr. J. B. Lohan, medical attendance.....	22.50
Dr. A. M. Fredlock, medical attendance.....	38.00
Dr. Irene B. Bullard, medical attendance.....	10.00
Dr. F. J. Moore, medical attendance.....	10.00
Francis Shreve, intelligence test.....	3.00
Half tones and engravings.....	36.34
Multigraph letters.....	17.70
Court cost adopting ward.....	3.00
Canvas covers and frames.....	71.16
Suit case for ward.....	1.75

Advance allowance, L. H. Putnam.....	250.00
<b>Grand Total—State Board of Children's Guardians\$</b>	<b>34,767.48</b>

The above traveling expense of L. H. Putnam was incurred as follows:

June 19 to July 3, 1921, Milwaukee, Wis., transportation.....	65.57
Hotel and meals.....	79.25
Stenographer service.....	2.50
Telegram.....	.87
<b>Trips within the State, self and others:</b>	
Transportation.....	362.07
Hotel and meals.....	145.05
Telephone and telegraph.....	4.58
Nurse for child.....	3.00
Clothing for children.....	5.50
Medicine for child.....	.60
Office supplies.....	2.40
<b>Total.....</b>	<b>\$ 671.39</b>

#### INSURANCE ON PUBLIC BUILDINGS.

208.—Appropriation to pay for Insurance on Public Buildings.

Alexander and Alexander:	
Union.....	\$ 751.50
London and Scottish.....	367.55
American Ins. Agency:	
Hudson.....	417.50
Bell and Crane Company:	
National.....	4,175.00
Consolidated Insurance Agency:	
General Fire.....	835.00
Tokio M. & F.....	584.50
St. Paul M. and F.....	1,002.00
Concordia.....	8,016.50
Cabell Insurance Agency:	
Glen Falls.....	394.80
De Van and Company:	
Colonial.....	3,131.23
Fireman Fund.....	8,350.00
Edwards and Edwards:	
Commercial Union.....	8,350.00
Frasier, R. L. and Son:	
Columbia.....	871.96
Gallaher and Sutherland:	
London.....	1,328.82
Phoenix.....	1,032.70
Commercial Union.....	1,881.10
Horner Real Estate Co.:	
Fidelity-Phoenix.....	417.50
Jones-Winkler Insurance Agency:	
New Hampshire.....	835.00
Jones, Wm.:	
Fidelity and Casualty Co.....	402.85
Lindamood and White:	
Fire Association.....	3,173.00
Lohmeyer-Goldsmith and Patterson:	
G. & R.....	1,102.20
U. S.....	417.50
Morgan, W. H.:	
Firemens.....	3,875.84
City of N. Y.....	167.00

Mt. Hope Insurance Agency:	
Globe and Rutger.....	417.50
Morgan, C. R.:	
Merchants Fire.....	90.00
Paul, Alfred and Son:	
Union.....	568.00
Sexton Insurance Agency:	
Home F. and M.....	501.00
Shriver, F. W.:	
Springfield F. and M.....	6,039.83
Werninger and Brown:	
London and Scottish.....	137.10
J. A. deGruyter, P. M.:	
Postage and Envelopes.....	396.20
<b>Total.....</b>	<b>\$ 60,030.68</b>

Wherever a part of the same class of expenditure is paid out of "State Fund, General Revenue," and a part out of "State Fund, Special Revenue," the total amount is included in above General Revenue classification.

Amount of above paid out of General Revenue.....	\$ 50,000.00
Amount of above paid out of Special Revenue.....	10,030.68
<b>Total.....</b>	<b>\$ 60,030.68</b>

#### STATE GEOLOGICAL AND ECONOMIC SURVEY.

##### 209.—Appropriation for Co-operative Topographic Mapping.

C. R. Fisher, Engineer.....	\$ 1,201.55
E. I. Ireland, engineer.....	1,719.62
R. T. Evans, Engineer.....	650.30
R. C. Seitz, Engineer.....	436.25
W. K. McKinley, Engineer.....	427.01
H. R. Kilmer, Engineer.....	1,377.00
E. E. Harris, Engineer.....	654.00
F. M. Schilling, Engineer.....	611.50
James P. Dodd, Engineer.....	65.58
J. E. King, Engineer.....	173.63
D. H. Watson, Engineer.....	453.23
C. W. Stump, Engineer.....	390.32
J. E. Doss, Engineer.....	134.00
M. A. Roudabush, Engineer.....	227.50
W. C. Thompson, Engineer.....	37.50
G. S. Druhot, Engineer.....	170.00
Robert Muldrow, Engineer.....	223.08
J. P. Harrison, Engineer.....	452.25
W. G. Carson, Engineer.....	365.25
Jacob L. Lenovitz, Computer.....	226.62
J. S. Ward, Field Assistant.....	514.00
J. O. Kilmartin, Rodman.....	612.50
S. F. Lewis, Rodman.....	370.00
H. B. Smith, Rodman.....	612.50
J. T. Sullivan, Rodman.....	12.00
F. A. Swick, Rodman.....	302.00
E. P. Long, Rodman.....	66.00
A. H. Bower, Rodman.....	288.00
Wm. Lynch, Rodman.....	362.00
Victor Martin, Rodman.....	264.00
Wm. Mullins, Rodman.....	128.00
S. E. McMillon, Rodman.....	120.00
Perry Moore, Rodman.....	72.00
C. B. Woodell, Rodman.....	362.00

E. C. Bowman, Rodman.....	292.33
Gilbert Dedawick, Rodman.....	26.00
Paul M. Sine, Rodman.....	140.00
J. N. Swick, Rodman.....	34.00
I. G. Bowman, Rodman.....	32.00
Fred Kotz, Rodman.....	30.00
Geo. E. Warner, Rodman.....	293.25
Ewell Xerr, Rodman.....	16.00
Harold Kotz, Rodman.....	158.00
W. E. Lynch, Rodman.....	62.00
T. B. Brown, Rodman.....	36.00
F. M. Hutchinson, Rodman.....	591.75
C. C. Chewning, Rodman.....	434.00
Thos. W. Hall, Rodman.....	224.50
P. E. Davenport, Rodman.....	178.00
Angus McManus, Rodman.....	174.00
Addison Pennell, Rodman.....	159.25
G. E. Sisson, Rodman.....	178.00
Total Compensation.....	\$17,140.27
Braxton Garage, auto supplies and repairs.....	142.91
Maxwell Garage, auto supplies and repairs.....	195.80
Central Garage, auto supplies and repairs.....	341.48
Hines and Guns Garage, auto supplies and repairs...	63.78
R. T. Evans, auto supplies and repairs.....	137.92
J. C. Boggs Motor Co., auto supplies and repairs....	191.40
White and Whitman, auto supplies and repairs.....	11.70
Cabells Fireproof Garage, auto supplies and repairs..	86.95
Huddleston Garage, auto supplies and repairs.....	81.65
Hampshire Motor Co., auto supplies and repairs.....	70.35
Main Street Garage, auto supplies and repairs.....	344.94
Elkins Motor Co., auto supplies and repairs.....	78.37
Crabbottom Garage Co., auto supplies and repairs...	25.80
Capon Valley Garage, auto supplies and repairs.....	267.36
Jacob L. Lenovitz, auto supplies and repairs.....	9.60
R. C. Rowan, auto supplies and repairs.....	13.33
S. F. Lewis, auto supplies and repairs.....	83.29
E. E. Harris, auto supplies and repairs.....	207.19
C. J. Richardson, auto supplies and repairs.....	45.10
J. S. Ward, auto supplies and repairs.....	241.03
C. R. Fisher, auto supplies and repairs.....	315.61
C. C. Toothman, auto supplies and repairs.....	58.59
H. H. Callison, auto supplies and repairs.....	158.51
O. D. Kesterson, auto supplies and repairs.....	44.15
W. K. McKinley, auto supplies and repairs.....	6.40
R. C. Seitz, auto supplies and repairs.....	347.58
E. I. Ireland, auto supplies and repairs.....	22.75
D. H. Watson, auto supplies and repairs.....	20.24
G. H. Chapman, auto supplies and repairs.....	56.38
Coffman and Bean, auto supplies and repairs.....	32.76
S. D. Stump, auto supplies and repairs.....	63.24
J. O. Kilmartin, auto supplies and repairs.....	45.11
S. G. Judy, auto supplies and repairs.....	99.39
Mrs. J. E. Doss, auto supplies and repairs.....	162.45
T. B. Brown, auto supplies and repairs.....	399.36
W. E. Barror, auto supplies and repairs.....	181.52
J. E. King, auto supplies and repairs.....	46.95
M. J. Ray, auto supplies and repairs.....	16.80
Harry B. Smith, auto supplies and repairs.....	64.16
L. H. Teets, auto supplies and repairs.....	51.93
D. E. Kline, auto supplies and repairs.....	114.43
W. C. Thompson, auto supplies and repairs.....	32.15
H. R. Kilmer, auto supplies and repairs.....	66.27
M. A. Roudabush, auto supplies and repairs.....	23.50

G. S. Druhot, auto supplies and repairs.....	89.77
Charles A. Smith, auto hire.....	57.02
J. S. Taylor, auto hire.....	39.36
W. H. Shuler, auto hire.....	64.50
Peters Mountain Lumber Co., garage rental.....	30.00
Robert Ligatt, garage rental.....	20.50
E. I. Ireland, traveling expense.....	21.37
F. M. Shilling, traveling expense.....	25.62
J. P. Dod, traveling expense.....	14.25
T. W. Hall, traveling expense.....	15.96
E. P. Long, traveling expense.....	4.00
J. L. Tilton, traveling expense.....	3.45
Alex Zeck and Son, repairs to plumbing.....	58.67
Optical Pyrometer.....	175.00
Other laboratory supplies.....	136.34
<b>Total.....</b>	<b>\$ 22,966.26</b>

**210.—Appropriation to pay Salaries.**

D. B. Regar, geologist, salary 12 months.....	\$ 3,600.00
John L. Tilton, paleontologist, salary 11 months.....	962.50
B. H. Hite, chemist, salary 5 months.....	416.65
B. B. Kaplan, chemist, salary 12 months.....	1,791.64
R. C. Tucker, engineer, salary 12 months.....	3,000.00
J. L. Williams, chief clerk, salary 12 months.....	2,500.00
Marie Stenger, stenographer, salary 12 months.....	1,800.00
<b>Total.....</b>	<b>\$ 14,070.79</b>

Wherever a part of the same class of expenditure is paid out of "State Fund, General Revenue," and part out of "State Fund, Special Revenue," the total amount is included in above General Revenue classification.

Amount of above paid out of General Revenue.....	\$ 12,954.13
Amount of above paid out of Special Revenue.....	1,116.66
<b>Net Total.....</b>	<b>\$ 14,070.79</b>

**211.—Appropriation to pay for Publication of Reports and Maps.**

Transfer to State Board Control, Special Revenue to pay existing contracts.....	\$ 4,952.54
Morgantown Printing and Binding Co., contract, printing reports.....	1,688.16
A. Hoen and Co., contracts, maps.....	7,127.00
Northern Engraving Co., maps.....	71.85
Wheeling News Lithograph Co., printing reports....	7,289.37
Chancery Row Printery, printing lists of coal mines..	336.00
Office of U. S. Public Printer, soil survey.....	406.36
Automobile (Ford).....	484.38
D. B. Regar, traveling expense.....	27.04
Circular list of publications.....	35.00
Desk and Chairs, for laboratory.....	71.00
Tubes, for laboratory.....	15.00
Books.....	65.06
Rotospeed machine.....	43.50
Letterheads and envelopes.....	105.63
Paper and supplies.....	120.92
Office supplies.....	94.73
Postage.....	417.95
Telephone.....	172.30
Freight, express and drayage.....	59.45

Hardware.....	5.15
Transfer from Miscellaneous Fund to Sale of Publication Fund, account error in deposit.....	6.15
Erroneous payment, corrected after July 1, 1922.....	90.00
Total.....	\$ 23,684.54

Wherever a part of the same class of expenditure is paid out of "State Fund, General Revenue," and a part out of "State Fund, Special Revenue," the total amount is included in above General Revenue classification.

Amount of above paid out of General Revenue.....	\$ 9,997.55
Amount of above paid out of Special Revenue.....	13,686.99
Total.....	\$ 23,684.54

212.—*Appropriation to pay Field and Incidental Expenses.*

I. C. White, traveling expense.....	\$ 189.59
D. B. Regar, traveling expense.....	851.24
R. C. Tucker, traveling expense.....	47.75
John L. Tilton, traveling expense.....	26.85
E. E. Harris, photographer, negatives and prints....	139.43
Morgantown Printing and Binding Co., reports Webster County.....	170.00
Cans for sampling commercial coal mines.....	45.80
Pocket transit.....	32.40
Photographs, negatives and prints.....	51.90
Chemicals.....	54.90
Drafting paper.....	27.25
Melting furnace.....	67.50
Wire sieve.....	6.92
Repairs to hand levels.....	2.11
Freight, express and drayage.....	10.78
Total.....	\$ 1,724.42

213.—*Appropriation to pay Expenses of Soil Studies.*

S. W. Phillips, traveling expense.....	\$ 609.63
--	-----------

214.—*Appropriation to pay Expenses of Stream Gauging.*

Burke L. Bigwood, traveling expenses.....	46.56
W. C. England, gauge reader.....	48.00
R. W. Evans, gauge reader.....	60.00
Mrs. E. C. Linger, gauge reader.....	60.00
S. A. Campbell, gauge reader.....	27.00
Joseph Weaver, gauge reader.....	60.00
B. M. Board, gauge reader.....	15.00
Total.....	\$ 316.56

Recapitulation—General Revenue Expenditures:

Co-operative Topographic Mapping.....	\$ 22,966.26
Salaries.....	12,954.13
Publishing Reports and Maps.....	9,997.55
Field and Incidental Expenses.....	1,724.42
Soil Studies.....	609.63
Stream Gauging.....	316.56

Grand Total—Geological and Economic Survey. \$ 48,568.55

## APPROPRIATIONS TO PRIVATE HOSPITALS.

215.—*Appropriation for Treatment of Laborers and Others.*

King's Daughters' Hospital, Martinsburg, W. Va.:	
Treatment of 35 patients, bills ranging from \$1.00 to \$184.00.....	\$ 1,029.00
Ohio Valley Hospital, Wheeling, W. Va.:	
Treatment of 1115 patients, bills ranging from \$1.00 to \$632.00.....	7,557.00
Wheeling Hospital, Wheeling, W. Va.:	
Treatment of 125 patients, bills ranging from \$2.00 to \$182.00.....	4,672.00
St. Joseph's Hospital, Parkersburg, W. Va.:	
Treatment of 45 patients, bills ranging from \$2.00 to \$150.00.....	1,114.00
Roane County Hospital, Spencer, W. Va.:	
Treatment of 20 patients, bills ranging from \$8.00 to \$92.00.....	829.00
The Lomax Hospital, Bluefield, W. Va.:	
Treatment of 14 patients, bills ranging from \$28.00 to \$62.00.....	758.00
City Hospital, Martinsburg, W. Va.:	
Treatment of 92 patients, bills ranging from \$2.00 to \$156.00.....	2,620.00
Barnett Hospital, Huntington, W. Va.:	
Treatment of 74 patients, bills ranging from \$18.00 to \$62.00.....	2,890.00
The Harrison Hospital, Kimball, W. Va.:	
Treatment of 47 patients, bills ranging from \$10.00 to \$184.00.....	3,288.00
St. Mary's Hospital, Clarksburg, W. Va.:	
Treatment of 38 patients, bills ranging from \$2.00 to \$74.00.....	1,182.00
St. Francis Hospital, Charleston, W. Va.:	
Treatment of 26 patients, bills ranging from \$4.00 to \$56.00.....	882.00
Elkins City Hospital, Elkins, W. Va.:	
Treatment of 29 patients, bills ranging from \$4.00 to \$42.00.....	508.00
City Hospital, Parkersburg, W. Va.:	
Treatment of 33 patients, bills ranging from \$6.00 to \$98.00.....	644.00
Mercer Sanitarium, Bluefield, W. Va.:	
Treatment of 8 patients, bills ranging from \$4.00 to \$60.00.....	202.00
Glendale Hospital, Moundsville, W. Va.:	
Treatment of 20 patients, bills ranging from \$4.00 to \$6.00	580.00
Kessler-Hatfield Hospital, Huntington, W. Va.:	
Treatment of 47 patients, bills ranging from \$6.00 to \$184.00.....	3,579.00
Grafton City Hospital, Grafton, W. Va.:	
Treatment of 1 patient.....	30.00
Mt. Hope Hospital, Huntington, W. Va.:	
Treatment of 1 patient.....	190.00
Allegheny Heights Hospital, Davis, W. Va.:	
Treatment of 5 patients, bills ranging from \$4.00 to \$54.00.....	112.00
Bluefield Sanitarium, Bluefield, W. Va.:	
Treatment of 2 patients, \$20.00 and \$68.00.....	88.00
City Hospital, Spencer, W. Va.:	
Treatment of 12 patients, bills ranging from \$16.00 to \$76.00.....	488.00

Kanawha Valley Hospital, Charleston, W. Va.:		
Treatment of 4 patients, bills ranging from \$28.00 to \$132.00.....		246.00
Reynolds Memorial Hospital, Glendale, W. Va.:		
Treatment of 64 patients, bills ranging from \$4.00 to \$180.00.....		2,438.00
Salvation Army, Charleston, W. Va.:		
Treatment of 49 patients, bills ranging from \$2.00 to \$70.00.....		1,068.00
McMillan Hospital, Charleston, W. Va.:		
Treatment of 2 patients, \$40.00 and \$156.00.....		196.00
Hoffman Hospital, Keyser, W. Va.:		
Treatment of 3 patients, bills ranging from \$28.00 to \$44.00.....		106.00
Charleston General Hospital, Charleston, W. Va.:		
Treatment of 3 patients, bills ranging from \$28.00 to \$40.00.....		98.00
Coal Valley Hospital, Montgomery, W. Va.:		
Treatment of 18 laborers, bills ranging from \$4.00 to \$172.00.....		718.00
Logan Hospital, Logan, W. Va.:		
Treatment of 18 laborers, bills ranging from \$2.00 to \$136.00.....		480.00
Princeton Hospital, Princeton, W. Va.:		
Treatment of 2 patients, \$32.00 and \$130.00.....		162.00
Cook Hospital, Fairmont, W. Va.:		
Treatment of 6 patients, bills ranging from \$14.00 to \$40.00.....		144.00
Davis Memorial Hospital, Elkins, W. Va.:		
Treatment of 1 patient.....		82.00
Marlinton General Hospital, Marlinton, W. Va.:		
Treatment of 3 patients, bills ranging from \$32.00 to \$118.00.....		242.00
Grand Total—Treatment of Laborers and Others \$		39,222.00
216.—Appropriation for Treatment of Laborers and Others, Hillcrest Tuberculosis Sanitarium, Charleston, W. Va.		
Treatment of 196 patients, bills ranging from \$2.00 to \$62.00.....	\$	10,000.00
<b>FLORENCE CRITTENDEN HOME.</b>		
217.—Appropriation for Florence Crittenden Home at Wheeling.		
Elizabeth Rungee, superintendent, salary 12 months. \$		1,750.00
Lucile A. Minnick, assistant, salary 4 months.....		300.00
Mary Duncan, assistant, salary 7 months.....		525.00
Ida Lontry, assistant, salary 1 month.....		75.00
Temporary nurse, salary 12 months.....		300.00
Window shades.....		35.00
Sweeper.....		65.00
Total.....	\$	3,050.00
<b>DRUG ADDICTS.</b>		
218.—Appropriation to pay for the Care of Drug Addicts.		
Huntington State Hospital:		
Treatment of 21 patients, bills ranging from \$20.00 to \$110.00.....	\$	1,215.00
Weston State Hospital:		
Treatment of 10 patients, bills ranging from \$11.40 to \$60.00.....		524.33
Total.....	\$	1,739.33



**FORESTRY, FISH AND GAME WARDEN.**

<b>219.—Appropriation to pay the Salary of Forestry, Fish and Game Warden.</b>	
C. W. Harding, salary 2 months.....	\$ 300.00
<b>220.—Appropriation to pay the Salaries of Two Chief Deputy Wardens.</b>	
J. M. England, salary 2 months.....	\$ 200.00
Garfield Skidmore, salary 2 months.....	200.00
Total.....	\$ 400.00
<b>221.—Appropriation to pay Mileage and Traveling Expenses for Two Deputy Fish and Game Wardens.</b>	
Garfield Skidmore, transportation.....	\$ 5.66
<b>222.—Appropriation to pay Contingent and Current Expenses of Two Deputy Fish and Game Wardens.</b>	
Garfield Skidmore, transportation.....	\$ 39.11
Telephone and telegraph.....	8.00
Postage.....	.50
J. M. England, transportation.....	41.19
Hotel and meals.....	10.53
Stenographer.....	1.00
E. A. Brynes, automatic revolver.....	20.00
Total.....	\$ 120.33
<b>223.—Appropriation to pay Contingent and Current Expense of the Fish and Game Warden.</b>	
C. W. Harding, traveling expense.....	\$ 50.00
Office rent.....	105.00
Telephone and telegraph.....	18.00
Total.....	\$ 173.00
<b>224.—Appropriation to pay Mileage and Traveling Expenses of the Forestry, Fish and Game Warden.</b>	
C. W. Harding, auto and taxi hire.....	\$ 31.00
<b>Recapitulation General Revenue Disbursements:</b>	
Salary of Game and Fish Warden.....	\$ 300.00
Salaries of Two Chief Deputies.....	400.00
Mileage and Traveling Expenses of Two Deputies...	5.66
Current and Contingent Expenses of Two Deputies..	120.33
Current and Contingent Expenses of Warden.....	173.00
Mileage and Traveling Expenses of Warden.....	31.00
Total.....	\$ 1,029.99

**POINT PLEASANT MONUMENT.**

<b>225.—Appropriation for Maintenance of Tu-Endie-Wei Park at Point Pleasant.</b>	
C. A. Lewis, custodian, salary 11 months.....	\$ 1,083.37
W. H. Howard, engineer, compensation.....	20.00
Howard Burns, labor.....	12.00
Lawrence Burns, labor.....	8.25
Electricity.....	28.91
Telephone.....	2.60
Gas.....	12.00
Gasoline and oil, \$5.54, parafine, \$1.40.....	6.94
Water.....	43.35
Copper cable for flag pole.....	20.50
Flag.....	21.67

Ladder.....	4.50
Blue prints of park wall.....	4.20
Repairs for lawn mower.....	13.45
Lumber.....	9.09
Tools.....	2.65
Lamps.....	4.80
Moving pole.....	9.45
Grass seed.....	6.00
Batteries.....	1.80
Premium on insurance.....	3.66
Hardware.....	22.99
Total.....	\$ 1,342.18

Wherever a part of the same class of expenditure is paid out of "State Fund, General Revenue," and a part out of "State Fund, Special Revenue," the total amount is included in the above General Revenue classification.

Amount of above paid out of General Revenue.....	\$ 1,154.39
Amount of above paid out of Special Revenue.....	187.79
Total as above.....	\$ 1,342.18

**226.—Appropriation for Retaining Wall, Point Pleasant Monument:**

Western Rivers Co., contract, retaining wall.....	\$ 4,000.00
Transfer to State Board Control—Special Revenue to pay existing contracts.....	974.03
Cement.....	485.25
Freight on cement.....	147.25
Drayage.....	118.11
W. H. Howard, engineer, services.....	113.60
Lawrence Burns, labor.....	6.00
Howard Burns, labor.....	6.00
Total.....	\$ 5,850.24

Wherever a part of the same class of expenditure is paid out of "State Fund, General Revenue," and a part out of "State Fund, Special Revenue," the total amount is included in above General Revenue classification.

Amount of above paid out of General Revenue.....	\$ 3,534.63
Amount of above paid out of Special Revenue.....	2,315.61
Total.....	\$ 5,850.24

**227.—Appropriation for Repairs to Monument (damaged by lightning).**

J. C. Carlyle, inspector, salary 2 + months.....	\$ 420.00
E. H. Patterson, contract, repairing monument.....	850.00
Painting flagpole.....	50.00
Pointing up monument.....	36.00
Durham Granite Co., granite caps.....	101.86
Freight on stone.....	35.06
Cement.....	379.50
Total.....	\$ 1,872.42

**Recapitulation General Revenue Disbursements:**

Improvements and Maintenance of Park.....	\$ 1,154.39
Construction of Retaining Wall.....	3,534.63
Repairs to Monument.....	1,872.42
Grand Total—Point Pleasant Monument.....	\$ 6,561.44

## COMMISSIONERS OF PHARMACY.

228.—*Appropriation for Salaries and Expenses of Board.*

Alfred Walker, secretary, salary 13 months.....	\$	1,583.33
Transportation.....		57.36
Hotel and meals.....		89.00
Rent of hall to hold examination.....		15.00
Rent of table, for examination.....		9.50
Postage.....		40.90
S. M. Scott, Jr., per diem.....		220.00
Transportation.....		11.73
Hotel and meals.....		21.00
Baggage and transfer.....		5.90
Paper and printing.....		3.29
Laundry, towels.....		.75
Drugs for practical work.....		6.50
O. O. Older, per diem.....		185.00
Transportation.....		92.22
Hotel and meals.....		74.95
Printing questions.....		11.50
Porter.....		.25
John R. Elson, per diem.....		195.00
Transportation.....		35.31
Hotel and meals.....		65.75
Printing examination questions.....		24.75
B. E. Downs, per diem.....		215.00
Transportation.....		99.38
Hotel and meals.....		74.35
Tribune Printing Co., record book.....		17.22
Braxton Central, stationery and printing.....		65.50
Braxton Democrat, stationery and printing.....		25.00
Total.....	\$	3,245.44

## BERKELEY SPRINGS BOARD.

229.—*Appropriation for Current and Contingent Expenses of Board.*

Oscar Jenkins, per diem.....	\$	50.00
Transportation.....		58.57
Hotel and meals.....		25.40
Stenographer.....		2.75
Postage, 44c, notary, 50c.....		.94
J. H. Marcum, per diem.....		40.00
Transportation.....		103.98
Hotel and meals.....		26.85
G. W. Biser, per diem.....		20.00
Transportation.....		39.28
Hotel and meals.....		18.92
Carl W. Neff, per diem.....		12.00
Transportation.....		14.44
Hotel and meals.....		5.00
M. F. Hamilton, per diem.....		36.00
Transportation.....		55.58
Hotel and meals.....		31.00
E. B. Reynolds, per diem.....		12.00
Transportation.....		6.00
Hotel and meals.....		6.75
Lawn mower, \$7.00, hardware, \$4.71.....		11.71
Labor:		
Kirk Dyche.....		42.00
C. E. Hunter.....		78.75
Sundry labor 8 persons each receiving less than \$25.00.....		49.49
Total.....	\$	747.41

Wherever a part of the same class of expenditure is paid out of "State Fund, General Revenue," and a part out of "State Fund, Special Revenue," the total amount is included in above General Revenue classification.

Amount of above paid out of General Revenue.....	\$	500.00
Amount of above paid out of Special Revenue.....		247.41
Total.....	\$	747.41

#### RUMSEYAN SOCIETY.

##### 230.—*Appropriation for Improvement and Maintenance.*

Cement.....	\$	49.50
Stone and sand.....		52.75
R. C. Jenkins, hauling stone.....		76.95
Hardware and blacksmithing.....		6.60
Lawn mower.....		12.20
Shrubbery.....		53.07
Labor:		
Hamilton and Mack.....		63.00
Charles Jones.....		84.40
Wm. Muck.....		82.40
U. S. Martin.....		113.20
Ben Whiting.....		74.75
Ben Lafey.....		17.50
Lester Brown.....		12.50
R. D. Staley.....		13.75
John Harris.....		12.50
Dan Stabbs.....		17.00
G. J. Muck.....		22.50
Total.....	\$	764.57

Wherever a part of the same class of expenditure is paid out of "State Fund, General Revenue," and a part out of "State Fund, Special Revenue," the total amount is included in above General Revenue classification.

Amount of above paid out of General Revenue.....	\$	686.10
Amount of above paid out of Special Revenue.....		78.47
Total.....	\$	764.57

#### VICKSBURG MONUMENT.

##### 231.—*Appropriation to pay for Monument and Markers—Sec. 68-e, Acts 1921*

J. J. Morgan, transportation.....	\$	15.03
Hotel and meals.....		11.70
Postage.....		.50
H. C. Rowley, transportation.....		6.08
Hotel and meals.....		7.25
Postage.....		1.00
Phillip H. Elliott, transportation.....		8.02
Hotel and meals.....		11.25
Postage.....		1.00
Photograph of Major Goodspeed.....		5.00
Sears Monument Co.:		
Bronze Bust of Major Goodspeed.....		1,700.00
5 Bronze Tablets.....		1,068.00
10% Commission.....		276.00
Letterheads and envelopes.....		11.00
Total.....	\$	3,121.83

**HOTEL INSPECTOR.****232.—Appropriation to pay the Salary of Hotel Inspector.**

R. B. Phillips, salary 1 month.....	\$	125.00
A. Grant Davis, salary 11 months.....		1,375.00
<b>Total Salaries.....</b>	<b>\$</b>	<b>1,500.00</b>

Wherever a part of the same class of expenditure is paid out of "State Fund, General Revenue," and part out of "State Fund, Special Revenue," the total amount is included in above General Revenue classification.

Amount of above paid out of General Revenue.....	\$	1,375.00
Amount of above paid out of Special Revenue.....		125.00
<b>Total.....</b>	<b>\$</b>	<b>1,500.00</b>

**233.—Appropriation to pay Contingent and Traveling Expenses of Hotel Inspector.**

R. B. Phillips, transportation.....	\$	44.17
Hotel and meals.....		79.20
Office rent.....		8.00
Telephone and telegraph.....		2.95
Postage and box rent.....		2.22
Premium on official bond.....		7.40
Inspection fees refunded.....		6.75
Office supplies.....		.65
A. Grant Davis, transportation.....		393.36
Hotel and meals.....		679.65
Baggage.....		1.57
Postage.....		8.70
Brief case.....		20.00
Premium on official bond.....		25.00
Office rent.....		93.50
Office supplies.....		31.73
Telephone and telegraph.....		2.20
Notary.....		2.25
Stationery and supplies.....		58.75
Office furniture.....		110.75
Transfer from Special Revenue to General Revenue..		3,197.35
<b>Total.....</b>	<b>\$</b>	<b>4,776.15</b>

Wherever a part of the same class of expenditure is paid out of "State Fund, General Revenue," and part out of "State Fund, Special Revenue," the total amount is included in above General Revenue classification.

Amount of above paid out of General Revenue.....	\$	1,434.86
Amount of above paid out of Special Revenue.....		3,341.29
<b>Total.....</b>	<b>\$</b>	<b>4,776.15</b>

Note—The above traveling expense of R. B. Phillips and A. Grant Davis was incurred for various trips within the State.

**Recapitulation—General Revenue Expenditures:**

Salaries.....	\$	1,375.00
Current General Expense.....		1,434.86
<b>Grand Total—Hotel Inspector.....</b>	<b>\$</b>	<b>2,809.86</b>

**WEST VIRGINIA PENITENTIARY.****234.—Appropriation for Emergency Current General Expenses.**

Sundry payments (see No. 320 for classification).....	\$	20,000.00
---	----	-----------

## WEST VIRGINIA UNIVERSITY.

235.—*Appropriation for Salaries of Teachers, Officers and Employees of the West Virginia University.*

## ADMINISTRATION

F. B. Trotter, president, salary 12 months.....	\$	7,000.00
A. J. Hare, registrar, salary 12 months.....		3,900.00
Louis Black, director, School of Music, salary 10 months and fees.....		3,397.00
H. A. Stansberry, director of athletics, salary 12 months.....		4,200.00
H. L. Mumma, commander of cadets, salary 12 months.....		825.00
D. M. Willis, financial secretary, salary 11 + months.....		1,725.00
Laura Strickler, secretary, salary 12 months.....		1,500.00
Nelle Graham, clerk, salary 12 months.....		720.00
Mildred McKee, stenographer, salary 12 months.....		1,200.00
D. A. Christopher, stenographer, salary 1 month.....		75.00
W. A. Mestrizat, band leader, salary 10 months.....		1,200.00
L. D. Arnett, librarian, salary 12 months.....		3,183.26

## COLLEGE OF ARTS AND SCIENCES

J. M. Callahan, dean, salary 12 months.....		5,000.00
Carrie V. Hunker, stenographer, salary 12 months....		1,200.00
Department of Botany:		
H. H. York, professor, salary 10 months.....		3,700.00
R. C. Spangler, asst. professor, salary 12 months....		2,900.00
M. A. Raines, instructor, salary 10 months.....		2,000.00
Eva M. Fling, instructor, salary 10 months.....		1,770.00
Department of Zoology:		
F. E. Chidester, professor, salary 11 months.....		3,270.00
A. M. Reese, professor, salary 10 months.....		3,900.00
C. P. Hickman, instructor, salary 9 months.....		1,620.00
Department of Education:		
J. N. Deahl, professor, salary 10 months.....		3,900.00
L. V. Cavins, professor, salary 10 months.....		3,600.00
L. B. Hill, professor, salary 12 months.....		4,300.00
Edward Machin, professor, salary 4 months.....		1,440.00
Marian Breck, asst. professor, salary 1 month.....		210.00
Wilda Mattern, stenographer, salary part month....		30.00
Helen B. Bateman, stenographer, salary 9 months....		675.00
Department of Economics and History:		
E. H. Vickers, professor, salary 10 months.....		3,900.00
L. A. Rufener, professor, salary 10 months.....		3,600.00
A. L. Darby, professor, salary 12 months.....		3,950.00
T. L. Harris, professor, salary 10 months.....		3,600.00
E. D. McGarra, asst. professor, salary 9 months....		2,520.00
B. W. King, asst. professor, salary 10 months.....		2,700.00
G. E. Hartman, instructor, salary 1 month.....		250.00
O. P. Chitwood, professor, salary 10 months.....		3,770.00
C. H. Ambler, professor, salary 11 months.....		3,950.00
C. P. Higby, professor, salary 10 months.....		2,970.00
Department of Romance Languages:		
Madison Stathers, professor, salary 10 months.....		3,900.00
C. C. Spiker, associate professor, salary 10 months....		2,680.00
C. S. Mitrani, instructor, salary 9 months.....		1,620.00
M. Brunetti, instructor, salary 11 months.....		2,016.00
Gertrude Martin, instructor, salary 10 months.....		1,470.00

## COLLEGE OF MEDICINE

J. N. Simpson, dean, salary 11 months.....	4,125.00
Aaron Arkin, professor, salary 10 months.....	3,900.00
S. J. Morris, professor, salary 10 months.....	3,900.00
G. S. Dodds, associate professor, salary 10 months...	2,890.00
R. S. Spray, associate professor, salary 9 months....	2,430.00
M. L. Bonar, professor, salary 10 months.....	3,600.00
E. J. Van Liere, professor, salary 9 months.....	3,240.00
Dr. Irwin Hardy, salary 10 months.....	500.00
Withrow Morse, professor, salary 10 months.....	3,600.00
Dr. C. M. Bray, salary.....	210.00
C. R. Kessel, associate professor, salary 9 months....	2,430.00
Florence Hermans, stenographer, salary 12 months....	1,200.00
Nellie Ammons, teacher, salary 10 months.....	1,500.00
<b>Department of Pharmacy:</b>	
G. A. Bergy, professor, salary 10 months.....	3,570.00
E. L. Hammond, instructor, salary 9 months.....	1,530.00
J. L. Hayman, instructor, salary 10 months.....	2,090.00
<b>Department of Chemistry:</b>	
F. E. Clark, professor, salary 12 months.....	4,250.00
C. A. Jacobson, professor, salary 12 months.....	3,600.00
Samuel Morris, professor, salary 9 months.....	3,240.00
G. R. Bancroft, associate professor, salary 12 months..	2,961.45
E. C. H. Davies, associate professor, salary 10 months	2,790.00
G. A. Federer, assistant, salary 10 months.....	1,197.13
Hubert Hill, associate professor, salary 10 months...	2,800.00
C. L. Lazelle, instructor, salary 10 months.....	1,520.00
A. R. Whitehill, professor, salary 3 months.....	540.00
C. C. Snow, instructor, salary 1 month.....	200.00
Helen Barnes, instructor, salary part month.....	50.00
A. E. Owens, instructor, salary 1 month.....	190.00
Lily B. Sefton, associate professor, salary 10 months.	2,580.00
Ira W. Smithy, instructor, salary 9 months.....	1,890.00
C. R. Bickel, student asst., salary 1 months.....	30.00
C. H. Conley, student asst., salary 1 month.....	65.00
Eleanor Johnson, student asst., salary 1 month.....	65.00
C. T. Neff, student asst., salary 1 month.....	30.00
Benj. Preiser, student asst., salary 1 month.....	30.00
E. C. Blake, student asst., salary 1 month.....	12.50
S. L. McGee, student asst., salary 1 month.....	12.50
<b>Department of Physics:</b>	
C. W. Waggoner, professor, salary 10 months.....	3,900.00
F. A. Molby, professor, salary 11 + months.....	3,741.45
E. F. George, asst. professor, salary 12 months.....	3,220.00
Rex Ford, assistant, salary 10 months.....	1,380.00
<b>Department of English:</b>	
R. A. Armstrong, professor, salary 10 months.....	4,100.00
Waitman T. Barbe, professor, salary 10 months.....	4,200.00
J. H. Cox, professor, salary 12 months.....	4,120.00
D. D. Johnson, professor, salary 11 months.....	3,950.00
H. G. Grumbine, asst. professor, salary 10 months...	2,600.00
Edgar Williams, assistant, salary 10 months.....	2,000.00
Luella Pollock, asst. professor, salary 10 months....	2,360.00
Elizabeth Frost, assistant, salary 12 months.....	2,232.00
Helen Pettigrew, assistant, salary 10 months.....	1,470.00
P. I. Reed, asst. professor, salary 12 months.....	3,130.00
Greek Sayre, assistant, salary 10 months.....	1,345.00
John E. Winter, asst. professor, salary 11 months....	3,070.00
Clara B. Lytle, assistant, salary 10 months.....	1,800.00
<b>Department of Philosophy and Public Speaking:</b>	
C. M. Cantrall, professor, salary 10 months.....	3,790.00
W. J. Kay, professor, salary 10 months.....	3,790.00
Marja Steadman, asst. professor, salary 10 months...	1,980.00

## Department of Geology:

S. B. Brown, professor, salary 10 months.....	3,900.00
E. R. Scheffel, asst. professor, salary 11 months.....	2,357.16
John L. Tilton, associate professor, salary 10 months..	2,680.00

## COLLEGE OF LAW

J. W. Madden, dean, salary 9 months.....	5,400.00
H. C. Jones, dean, salary 2 + months.....	1,083.36
W. P. Willey, prof. emeritus, salary 12 months.....	1,200.00
Leo Carlin, professor, salary 10 months.....	3,950.00
J. R. Trotter, professor, salary 10 months.....	3,990.00
S. C. Dickerson, professor, salary 9 months.....	3,600.00
T. P. Hardman, professor, salary 10 months.....	3,964.00
C. R. Snider, professor, salary 9 months.....	3,150.00
Helen S. Maylan, secretary, salary 11 months.....	1,505.00

## COLLEGE OF ENGINEERING

C. R. Jones, dean, salary 12 months.....	5,053.34
J. B. Grumbein, professor, salary 10 months.....	3,900.00
W. W. Hodge, professor, salary 9 months.....	3,330.00
C. E. Lawall, instructor, salary 9 months.....	2,300.00
J. P. Boomsliker, professor, salary 9 months.....	3,420.00
W. O. Gnagney, instructor, salary 12 months.....	2,091.74
R. A. West, instructor, salary 12 months.....	2,300.00
H. D. Stillman, assistant, salary 12 months.....	1,790.00
J. J. Knight, assistant, salary 8 months.....	1,350.00
A. T. Bragonier, instructor, salary 10 months.....	2,000.00
Frank Brooks, instructor, salary 10 months.....	2,000.00
A. C. Callen, professor, salary 12 months.....	3,349.13
Harry M. Cather, instructor, salary 9 months.....	1,800.00
Alvin M. Miller, assistant, salary 9 months.....	1,350.00
A. R. Norcross, instructor, salary 9 months.....	1,800.00
H. J. Walls, instructor, salary 9 months.....	1,350.00
Allie Federer, stenographer, salary 1 + month.....	90.00
Romance Lorentz, stenographer, salary 7 + months.....	247.50
Maurine Williams, stenographer, salary 12 months...	1,200.00
Mary B. Lorentz, stenographer, salary 12 months...	1,200.00

## COLLEGE OF AGRICULTURE

J. L. Coulter, dean, salary 3 + months.....	733.33
Professors and Instructors:	
J. H. Gourly, salary 2 + months.....	480.86
E. P. Deatrick, salary 11 months.....	1,466.63
R. J. Garber, salary 12 months.....	1,541.63
M. F. Morgan, salary 4 months.....	200.00
E. L. Anthony, salary 11 months.....	2,200.00
G. T. Nightingale, salary 2 months.....	150.00
H. O. Henderson, salary 12 months.....	1,200.00
L. M. Peairs, salary 12 months.....	1,600.00
E. A. Livesay, salary 11 months.....	1,538.26
C. V. Wilson, salary 12 months.....	1,283.37
A. J. Dadisman, salary 8 months.....	1,066.64
A. B. Carroll, salary 12 months.....	900.00
C. A. Leuder, salary 12 months.....	2,629.13
K. C. Westover, salary 12 months.....	1,538.95
J. B. Dixon, salary 2 months.....	140.00
J. W. Muncey, salary 2 months.....	160.00
J. H. Shaffer, salary 11 months.....	825.00
A. J. Leach, salary 10 months.....	500.00
J. D. Conley, salary 11 months.....	550.00



Al. Davis, salary 11 months.....	550.00
Howard Smith, salary 9 months.....	550.00
C. A. McMurrer, salary 1 + month.....	110.00
R. H. Patch, salary 8 months.....	800.00
H. E. Knowlton, salary 12 months.....	1,300.00
H. L. Crane, salary 12 months.....	900.00
Ernest Angelo, salary 12 months.....	1,200.00
N. J. Giddings, salary 12 months.....	750.00
J. H. Longwell, salary 11 months.....	1,312.50
E. L. Andrews, salary 10 months.....	1,166.60
T. E. Odland, salary 12 months.....	1,575.00
C. H. Winkler, salary 11 months.....	3,850.00
P. C. Rouzer, salary 12 months.....	2,782.70
H. B. Allen, salary 12 months.....	2,966.06
F. D. Cornell, salary 11 months.....	1,165.33
H. L. Huffman, salary 10 months.....	500.00
D. L. Andrews, salary 1 month.....	116.66
Marion F. Breck, salary 10 months.....	2,047.16
Margaret J. Chambers, salary 9 months.....	1,440.00
Rachel Colwell, salary 12 months.....	2,800.00
Paul Cutright, salary 9 months.....	637.50
Claude Goff, salary 9 months.....	225.00
G. O. Hall, salary 10 months.....	787.47
Eleanor McClay, salary 10 months.....	1,790.00
Alice Milner, salary 11 months.....	1,915.00
K. S. Quisenberry, salary 9 months.....	900.00
Reta H. Rutledge, salary 9 months.....	1,620.00
M. J. Dorsey, salary 8 months.....	1,400.00
Warren Gifford, salary 9 months.....	270.00
Robt. R. Jamison, salary 6 + months.....	505.00
H. J. Barrett, salary 6 months.....	300.00
C. C. Anderson, salary 9 months.....	2,249.99
I. C. Owens, salary 4 months.....	162.50
L. G. Kile, salary 1 month.....	50.00
J. E. McDonald, salary 4 months.....	162.50
R. B. Johnston, news specialist, salary 12 months.....	794.42
J. C. Johnston, secretary, salary 12 months.....	1,350.00
<b>Stenographers:</b>	
Ida M. Brock, salary 2 months.....	100.00
Helen Moran, salary 3 months.....	300.00
Helen Hilner, salary 3 months.....	98.25
Helen M. Angelo, salary 6 months.....	600.00
Edith MacGump, salary 1 month.....	42.50
Georgia Repair, salary 12 months.....	600.00
Edith Williams, salary 3 months.....	225.00
Ruth Campbell, salary 6 months.....	282.50
<b>Department of Mathematics:</b>	
J. A. Eisland, professor, salary 12 months.....	4,250.00
J. E. Hodgson, professor, salary 11 months.....	3,990.00
E. S. Allen, asst. professor, salary 3 months.....	690.00
C. N. Reynolds, asst. professor, salary 9 months.....	2,160.00
Marian S. Torrey, assistant, salary 10 months.....	1,680.00
A. G. Montgomery, assistant, salary 10 months.....	1,580.00
Claire Fisher, assistant, salary 10 months.....	1,580.00
D. C. Harkins, assistant, salary part month.....	50.00
F. W. Truscott, German, salary 10 months.....	3,900.00
C. E. Bishop, Greek, salary 10 months.....	3,900.00
C. B. Cannady, Latin, salary 12 months.....	4,250.00
Kathleen Blackhart, stenographer, salary 8 + months.....	680.00
Susan M. Moore, Music, salary 12 months.....	840.00
Anna Sayre, stenographer, salary 9 months.....	450.00
<b>Buildings and Grounds:</b>	
C. L. Brooks, supt., salary 12 months.....	1,983.28

Janitors and other Employees:	
John Horner, salary 12 months.....	1,200.00
Frank Harworth, salary 12 months.....	1,200.00
John Bayles, salary 12 months.....	1,306.00
Geo. Davis, salary 12 months.....	1,200.00
Lee Forman, salary 12 months.....	1,200.00
L. B. Lewellyn, salary 12 months.....	720.00
E. E. Shallcross, salary 12 months.....	840.00
Lee Fulmer, salary 12 months.....	1,264.00
Lenna West, salary 12 months.....	1,200.00
H. H. Guntner, salary 9 months.....	1,080.00
C. N. Harman, salary part month.....	27.00
John Holt, salary 3 months.....	300.00
Amos Gilbert, salary 9 months.....	900.00
T. A. Loudin, salary 12 months.....	1,380.00
R. S. Blandford, salary 1 + month.....	118.25
Geo. E. Wells, salary 9 months.....	1,035.00
W. L. Jenkins, salary 12 months.....	1,500.00
J. A. Johnston, salary 10 months.....	1,200.00
D. E. Martin, salary 12 months.....	1,340.00
W. S. Bourne, salary 9 months.....	1,100.00
J. H. Hereford, salary 9 months.....	1,020.00
A. H. Godfrey, salary part month.....	34.25
G. C. Rolly, salary 3 part months.....	34.80
Iva Bosley, salary 1 month.....	86.50
Martha E. Trotter, salary 1 month.....	60.00
A. C. Dusenberry, salary part month.....	14.40
A. A. Delaney, salary 7 + months.....	803.33
W. D. Bourne, salary 8 months.....	1,000.00
Harry Barrickman, salary part month.....	25.80
Total.....	\$ 437,990.57

Wherever a part of the same class of expenditure is paid out of "State Fund, General Revenue," and part out of "State Fund, Special Revenue," the total amount is included in above General Revenue classification.

Amount of above paid out of General Revenue.....	\$ 397,294.86
Amount of above paid out of Special Revenue.....	40,695.71

Total..... \$ 437,990.57

.236.—Appropriation for Current Expenses of the West Virginia University.	
Desks.....	\$ 459.90
Window shades and curtains.....	40.99
Cadet books.....	6,460.05
Cadet stationery and supplies.....	31.50
Library books.....	6,670.87
Text books.....	30,090.68
Maps.....	275.80
Blackboard supplies.....	39.50
Public exercise.....	1,675.70
Expense of Debating Council.....	164.86
Prizes and awards.....	1,408.27
Diplomas and certificates.....	2,064.65
J. L. Johnson, rent of house.....	150.00
E. M. Grant, rent of house.....	180.00
Refund to Experiment Station account of check of W. E. Rumsey.....	116.66
Chief of Finance, Washington, D. C., ordnance sup- plies stolen.....	346.55
Interest on loan to pay salaries.....	1,158.10
Catalogues.....	4,693.53
Bulletins.....	3,606.53
Other advertising.....	1,419.57

Newspapers.....	104.95
Copies of Atheneum.....	1,514.51
Magazines.....	705.52
Subscriptions to Atheneum.....	972.62
Manual training tools.....	203.74
Manual training lumber.....	105.70
Domestic cooking utensils.....	80.28
Domestic cooking material.....	1,310.36
Domestic sewing supplies.....	274.99
Domestic canning supplies.....	21.66
Transfers of Funds:	
From Current Expense to Farm Fund.....	1,414.38
From Miscellaneous S. L. to Smith-Lever.....	185.87
From Smith-Lever to Salaries of Officers, Teachers and Employees.....	1,057.19
From Sup. Smith-Lever to Smith-Lever.....	1,375.44
From Students Fees to Athletic Fees.....	899.86
From Students Fees to Athletic Gate Receipts.....	156.71
From Students Fees to Packing House Building Fund.....	1,551.34
From Miscellaneous Smith-Lever to Students Fees..	156.71
From Sup. Smith-Lever to Miscellaneous Fund.....	116.48
From Smith-Lever to Miscellaneous Fund.....	40.72
From Current Expense to Students Fees.....	820.77
From Atheneum Fund to Students Fees.....	151.18
From Repairs Fund to Repairs and Improvements...	1,346.16
Association Dues:	
National Educational.....	5.00
American Conference Pharmaceutical Faculties.....	25.00
American Law Schools.....	60.00
American Medical Colleges.....	50.00
American Historical Society.....	3.00
American Political Science.....	4.00
Special Council of Defense:	
Laboratory supplies.....	207.76
Drugs.....	154.47
Wm. Frankhouser, labor.....	85.00
O. N. Riggs, labor.....	80.00
H. E. Cain, labor.....	57.00
A. M. Miller, labor.....	110.00
V. O. Wheeler.....	74.00
Total Council of Defense.....	\$ 768.23
Athletic expense:	
Football traveling expense.....	1,821.52
Football supplies.....	2,823.59
Baseball supplies.....	1,890.47
Printing and advertising.....	786.09
Training camp at Deer Park.....	7,388.16
Loss on athletic games.....	3,124.69
Lumber for athletics.....	809.31
J. G. Jacobs, grading Athletic Field.....	346.60
Other athletic expense.....	1,758.53
Laundry.....	158.79
Toilet soap.....	35.50
Brooms.....	47.80
Mops and brushes.....	52.25
Toilet paper.....	116.00
Disinfectants.....	29.42
Paper towels.....	301.37
Box and baskets.....	43.75
Other janitor supplies.....	594.74
Refund tuition.....	521.00
Recording deed.....	3.50
Coal.....	11,046.56

Gas.....	4,810.37
Electricity.....	5,034.74
Gasoline.....	742.28
Lubricating oil.....	169.15
Illuminating oil.....	145.99
Water.....	3,096.36
Ice.....	13.33
Electric supplies.....	2,877.08
Alex. Zeck & Son, plumbing and plumbing supplies..	3,513.23
Pipe covering.....	529.01
Other plumbing supplies.....	918.21
Medical attendance.....	2,039.63
Veterinary services.....	33.00
Postage.....	2,288.09
Telephone.....	1,268.41
Telegraph.....	873.40
Freight, express and drayage.....	5,286.71
Stationery.....	5,014.23
Office furniture.....	1,657.69
Adding machine.....	262.50
Mimeograph supplies.....	232.67
Photo supplies.....	1,605.69
Typewriter supplies.....	835.72
Addressograph supplies.....	35.15
Educational tests and measurements.....	190.00
Lumber and material for bookcases.....	518.56
Other office supplies.....	3,520.05
Premium on official bond (Dr. Trotter).....	25.00
Dr. F. B. Trotter, advance allowance.....	4,000.00
Threshing grain.....	20.60
Engine room repairs.....	159.00
Blacksmithing.....	359.65
Farm machinery.....	269.49
Farm tools.....	63.10
Harness and stable supplies.....	36.65
Supplies for poultry department.....	119.88
Other farm supplies.....	202.91
Auto truck.....	1,269.66
Auto supplies.....	1,284.96
Oil, paint and varnish.....	395.31
Fire hose.....	15.68
Miscellaneous hardware.....	1,814.97
Michigan Arborticulture Co., tree surgery.....	518.86
Sheriff Lewis Co., balance on Hacker's Creek Bond No. 321 and interest.....	154.16
Taxi service transferring Veteran's Bureau Trainers to and from State farms.....	336.80
Sinking Fund Commission interest on endowment interest bond.....	28.43
Eugene Tuckwiller, feeding cattle for experimental purposes.....	200.00
Supplies for creamery.....	791.54
Supplies for ice cream factory.....	1,837.07
Milk for cheese factory.....	1,970.08
Supplies for Reymann Farm.....	5 83.63
Supplies for plant department.....	98.74
Demonstration supplies.....	38.50
Expense of Moot courts in Law School.....	90.12
Henry A. Walker, sheriff Kanawha County for interest on Cabin Creek District bonds.....	444.50
American Medical College Association, inspection of Medical School.....	125.00
Advanced registry testing.....	86.00

John C. Moninger Co., material for greenhouse.....	3,220.53
Musical instruments.....	481.30
Musical supplies.....	363.69
Laboratory equipment.....	22,519.26
Drugs and chemicals.....	4,724.66
Laboratory subjects.....	1,089.67
Other laboratory supplies.....	1,411.53
Supplies for Medical School.....	3,100.39
Supplies for College of Engineers.....	9,154.18
Supplies for department of animal husbandry.....	654.06
Fertilizer.....	909.91
Seeds.....	691.74
Plants.....	475.06
Moving expenses of E. C. Dickerson, teacher.....	275.00
Cattle.....	3,020.00
Sheep.....	233.50
Live poultry.....	28.00
Corn.....	1,146.23
Oats.....	134.30
Chop or middlings.....	903.89
Bran.....	251.00
Hay.....	658.04
Straw.....	132.12
Other feed.....	1,588.51
Other supplies for dairy.....	1,054.52
Horticulture supplies.....	766.28
Farm Fund salaries (see Farm Fund for classification)	5,025.28
Compensation for Clerks, Student Assistants and other Employees:	
A. T. Hopwood.....	10.00
C. R. Bibbee.....	30.00
R. S. Coffendaffer.....	20.00
C. Y. Fordyce.....	6.40
A. H. Godfrey.....	127.60
J. J. Shore.....	11.75
J. E. Thomas.....	300.00
J. H. Wilson.....	3.00
P. C. Wilson.....	15.75
J. E. Wilson.....	15.50
John Bayles.....	140.00
M. L. Bonar.....	100.00
O. A. Brown.....	15.25
C. B. Callahan.....	11.00
C. T. Callahan.....	6.25
Allie Federer.....	60.00
A. R. Fortney.....	2.25
H. V. Fox.....	6.00
John Garrett.....	195.00
E. T. Heilman.....	14.00
G. O. Hall.....	7.40
Ellen Matson.....	7.50
G. R. Maxwell.....	391.97
R. E. Nelson.....	23.25
E. Sellers.....	5.75
M. H. Stickler.....	13.25
Lenna West.....	90.00
F. W. Hogue.....	4.00
R. J. Daugherbaugh.....	10.00
Belva Bush.....	11.25
J. H. Briscoe.....	400.86
D. Boyd.....	14.00
D. A. Christopher.....	302.50
Irene Collett.....	120.00
W. A. Davis.....	2.50

W. S. Hayes .....	38.55
Wintford Lambert.....	56.00
C. P. Lowe.....	574.60
Marie Morris.....	35.00
G. C. Rolley.....	4.40
W. T. Reed.....	100.00
Wm. Rogers.....	25.25
I. E. Rodgers.....	150.00
H. E. Cain.....	136.00
Edith Williams.....	13.25
R. C. Bailey.....	3.00
J. H. Chipps.....	73.85
Geo. R. Paxton.....	14.68
Eula Smith.....	6.00
S. D. Brooks.....	11.76
Ercell Gibson.....	8.33
R. G. Lazelle.....	239.00
M. Rotunno.....	132.80
G. R. Richards.....	155.25
Beulah Posten.....	12.16
Stanley Fisher.....	52.20
Hubert Hill.....	50.00
A. M. Miller.....	22.00
P. R. Runner.....	44.80
V. O. Wheeler.....	50.00
Isabella Bevington.....	16.66
B. H. Shirey.....	75.00
O. N. Riggs.....	67.50
H. C. Willis.....	66.50
G. R. Farmer.....	25.20
R. W. Lukens.....	28.80
Wayne Carney.....	15.05
C. E. Lemasters.....	468.00
B. B. Bosworth.....	386.50
Willis Garrett.....	71.00
H. L. Dearhorn.....	120.00
H. C. Meyers.....	105.00
E. P. Rodgers.....	226.08
Frank Sims.....	97.50
H. M. Taylor.....	30.00
C. H. Withers.....	10.20
Geo. C. Hess.....	240.85
Amos Gilbert.....	100.00
H. H. Gunther.....	120.00
John Hereford.....	100.00
Geo. E. Wells.....	115.00
D. A. Anderson.....	155.00
J. G. Arnold.....	33.60
W. S. Bourne.....	100.00
Geo. O. Griffith.....	171.50
W. Weakley.....	30.00
Chas. L. Law.....	110.50
Wesley Watley.....	135.00
H. W. Robinson.....	33.60
J. G. Jacobs.....	207.18
Allen Heishman.....	18.00
Lee Combs.....	7.50
Ed. Cartwright.....	70.00
P. P. Pharr.....	7.20
L. H. Blaney.....	81.00
Quay Blaney.....	81.00
W. M. Morris.....	60.00
Ben Nuzum.....	8.50

H. L. Doll.....	8.05
C. C. Virgini.....	16.80
Nellie Graham.....	22.60
Greek Sayre.....	80.00
J. L. Newhouse.....	40.91
H. A. Stobbs.....	36.00
Mildred Bloom.....	111.00
Olive Barthlow.....	6.40
H. C. Daniels.....	120.00
Andrew Hill.....	87.00
Ernestine Moore.....	12.95
Burton Morley.....	8.00
Harlan Selby.....	48.00
Elsie Wilson.....	2.45
Harry Robinson.....	12.60
Frank Maurice.....	85.00
Nathan Fernberg.....	75.00
O. D. Kissel.....	83.00
W. F. Morris.....	15.00
Frank Sims.....	7.50
R. A. Gillis.....	245.00
Buene B. Hager, clerical work, 12 part months.....	1,089.50
Bertha Purinton, clerical work, 9 part months.....	631.10
Capt. H. L. Mumma, coach, 2 months.....	360.00
Kathleen Berger, clerical work, 9 part months.....	582.00
Total Compensation.....	\$12,083.14
Traveling Expense:	
H. C. Bailey.....	48.26
F. F. Shafer.....	61.80
J. E. Banks.....	206.03
Eva L. Blair.....	105.78
C. R. Bibbee.....	71.02
W. D. Click.....	119.91
Ada B. Compton.....	87.06
C. R. Degan.....	41.51
D. R. Dodd.....	994.42
Elizabeth Eckhardt.....	343.94
J. D. French.....	58.05
C. T. Kelley.....	6.06
Margaret Ford.....	38.04
H. A. Hall.....	48.33
Margaret George.....	79.73
Hazel Horsfall.....	168.07
E. G. Hibbs.....	26.81
Gertrude Humphreys.....	144.44
E. S. Kegley.....	42.32
Folsom McGuire.....	89.62
Nat. T. Frame.....	332.68
Elsie D. Carle.....	10.02
T. D. Gray.....	976.72
W. M. Garrison.....	7.19
E. J. Perry.....	1,041.34
B. F. Creech.....	981.69
Geo. J. VanDerveer.....	941.49
C. H. Hartley.....	507.18
R. L. Mason.....	774.14
L. B. Hill.....	104.14
E. L. Shaw.....	803.99
E. C. Sherwood.....	881.86
Carl Huddleson.....	62.50
O. P. Chitwood.....	35.16
C. R. Jones.....	32.22
E. A. Livesay.....	110.94

P. C. Rouzer.....	577.39
J. L. Tilton.....	25.01
Dee Crane.....	761.92
F. A. Bradley.....	4.80
H. O. Henderson.....	79.10
H. B. Allen.....	593.94
P. R. Runner.....	18.39
C. H. Winkler.....	305.70
C. E. Stockdale.....	4.41
Janie M. Dawson.....	123.70
J. E. Hartman.....	27.87
Charlotte R. Campbell.....	218.94
R. H. Patch.....	8.51
John N. Simpson.....	290.87
H. A. Stansberry.....	125.00
Mary S. Middleton.....	274.69
Geo. H. Zinn.....	8.92
C. C. Anderson.....	275.12
J. D. Farmer.....	25.74
L. C. Furbee.....	33.74
Tracy O. Fling.....	25.24
J. C. Cox.....	15.44
F. D. Crim.....	23.88
C. W. Mason.....	78.95
Mary S. Middleton.....	40.15
Ralph M. Musser.....	76.55
P. E. Nefflin.....	75.67
Mary E. Prichard.....	116.44
F. J. Reed.....	37.88
W. E. Simpson.....	37.46
H. G. Sturm.....	14.80
H. S. Vandervort.....	147.68
H. C. C. Willey.....	76.91
Isabella Wilson.....	91.21
Earl White.....	37.74
J. A. Wolfrau.....	46.18
C. K. Brown.....	168.75
Adam Crawford.....	85.16
Wm. Norris.....	136.52
Mary Moreland.....	469.00
J. T. Eastman.....	58.00
A. E. McGuire.....	73.72
Paul Love.....	13.30
J. M. Lowe.....	4.36
Chas. Kisling.....	22.58
E. A. Grow.....	26.16
S. L. Starkey.....	14.22
A. G. Springer.....	11.72
H. D. Rohr.....	6.34
D. W. Parsons.....	8.48
D. R. Pharr.....	53.65
J. G. Umstattd.....	70.30
J. R. Trotter.....	56.63
W. J. Sturgiss.....	3.36
A. Berg.....	61.63
C. L. Brooks.....	12.93
Della Thompson.....	73.91
H. R. Cokeley.....	36.27
A. L. Cline.....	82.06
R. T. Gray.....	51.49
J. D. King.....	47.07
Josephine Malcolm.....	81.49
I. S. Middaugh.....	44.64



Mary M. Morrow.....	56.08
W. E. McComas.....	5.94
B. H. Questol.....	52.03
H. H. Thompson.....	2.67
Lydia Hinkel.....	33.78
E. C. Machlin.....	25.08
E. L. Anthony.....	116.40
J. H. Boyd.....	3.45
D. A. Anderson.....	32.00
Fay Griffith.....	51.15
C. C. Housh.....	30.36
D. W. McFarland.....	45.30
H. P. Nuffly.....	40.70
E. T. Rannells.....	11.23
W. H. Roberts.....	100.34
J. E. Romine.....	66.91
Mrs. W. B. Smith.....	85.21
Buena B. Hager.....	39.68
H. S. Sherwood.....	18.59
Sophie Brunhoof.....	7.87
J. W. Madden.....	222.92
J. M. Callahan.....	96.77
M. J. Dorsey.....	74.24
N. J. Giddings.....	138.02
J. C. Johnston.....	50.00
L. D. Hayes.....	34.96
D. F. Dunlap.....	52.06
G. T. Queen.....	192.50
J. H. Cox.....	23.16
C. P. Higby.....	4.85
G. H. Catstrup.....	37.98
J. N. Deahl.....	123.08
C. W. Waggoner.....	9.18
R. E. Seaman.....	8.92
H. C. Humphreys.....	257.22
A. M. Reese.....	37.00
Beryl Shaw.....	148.53
Frank Maurice.....	178.16
F. C. Klass.....	105.96
L. C. Hutson.....	99.40
E. E. Criswell.....	211.61
A. C. Callen.....	39.92
Rebecca L. Pollock.....	117.01
L. R. Jones.....	30.88
C. R. Jones.....	127.64
Flora L. Carl.....	26.07
J. O. Knapp.....	60.86
Earl Hudelson.....	190.71
Mary O. Sutton.....	43.20
R. B. Johnston.....	5.40
Mrs. W. L. Munchmeyer.....	40.40
A. H. Rapping.....	31.93
T. Y. McGovran.....	94.95
H. H. Winters.....	19.81
R. J. Garber.....	2.48
J. H. Shaffer.....	42.90
E. M. Hunter.....	33.41
A. G. Middleton.....	58.54
C. A. Leuder.....	77.55
Dr. C. C. Beall.....	19.00
J. S. Babbitt.....	8.30
Dr. D. Corder.....	15.00
R. L. Dennison.....	3.68

D. R. Erwin.....	5.76	
J. D. Lormer.....	26.56	
R. K. Payne.....	6.42	
H. H. Winters.....	22.00	
B. B. Ezell.....	42.85	
Forest G. Hall.....	20.83	
Homer L. Deem.....	221.91	
W. T. Barbe.....	27.15	
P. I. Reed.....	5.89	
L. V. Cavins.....	15.48	
A. J. Dadisman.....	23.70	
C. V. Wilson.....	8.43	
R. A. Armstrong.....	69.51	
W. J. Kay.....	37.60	
Friend E. Clark.....	35.55	
Mabel Sidell.....	15.07	
Mrs. D. E. Bush.....	2.10	
E. H. Vickers.....	4.96	
H. L. Mumma.....	30.00	
Jane Allen.....	70.15	
M. C. Snyder.....	89.64	
F. W. Truscott.....	20.56	
W. H. Kendrick.....	135.36	
Dr. F. B. Trotter.....	1,409.20	
Total Traveling Expense.....	\$23,251.73	
<hr/>		
Total.....		\$ 274,434.78
Less discount for cash.....	\$ 136.68	
Less freight paid and deducted.....	146.61	
Less refund from Experiment Station for current used in 1920.....	547.80	831.09
<hr/>		
Net Total.....		\$ 273,603.69

Wherever a part of the same class of expenditure is paid out of "State Fund, General Revenue," and a part out of "State Fund, Special Revenue," the total amount is included in above General Revenue classification.

Amount of above paid out of General Revenue.....	\$ 147,390.15
Amount of above paid out of Special Revenue.....	126,213.54
<hr/>	
Total.....	\$ 273,603.69

The above traveling expense of Dr. F. B. Trotter was incurred as follows:

May, 1921, Fairmont.....	\$ 5.79
June, 1921, Buckhannon.....	14.21
June, 1921, Charleston.....	57.12
July, 1921, Reymann Farms.....	20.20
July, 1921, Charleston.....	45.45
Aug. 1921, Wheeling.....	24.97
Aug. 1921, New York.....	75.00
Aug. 1921, Wheeling.....	32.74
Oct. 1921, Charleston.....	55.06
Oct. 1921, Kingwood.....	1.66
Oct. 1921, Keyser, Elkins.....	23.16
Nov., 1921, Huntington.....	60.26
Nov. 1921, New Orleans.....	125.00
Nov. 1921, Wheeling.....	24.90
Nov. 1921, Charleston.....	33.87
Nov. 1921, Buckhannon.....	11.30
Nov. 1921, Birmingham, Alabama.....	128.42
Dec. 1921, Clarksburg, Wheeling, Bethany.....	16.59
Dec. 1921, Reymann Farms.....	36.01

Jan. 1922, Charleston.....	72.43
Jan. 1922, Charleston.....	45.33
Feb. 1922, Martinsburg.....	27.15
Feb. 1922, Charleston.....	53.94
Feb. 1922, Fairmont.....	8.76
Feb. 1922, Fairmont.....	24.80
Mar. 1922, visiting various high schools.....	43.95
Mar. 1922, Washington, D. C.....	41.41
Mar. 1922, visiting various high schools.....	33.71
Mar. 1922, Charleston.....	108.83
Apr. 1922, Clarksburg.....	10.87
Apr. 1922, Clarksburg.....	8.71
Apr. 1922, visiting various high schools.....	55.11
May 1922, Charleston.....	39.08
May 1922, Charleston.....	43.41
<b>Total.....</b>	<b>\$ 1,409.20</b>
<b>237.—Appropriation for Agriculture, Horticulture and Home Economics,</b>	
<i>Extension Work of the West Virginia University.</i>	
Nat. T. Frame, director, salary 12 months.....	\$ 3,900.11
B. B. Ezell, assistant director, salary 11 months.....	2,875.00
C. H. Hartley, assistant director, salary 12 months....	5,499.45
H. S. Vandervort, assistant director, salary 12 months	3,000.00
C. E. Stockdale, editor, salary 12 months.....	1,588.79
W. H. Kendrick, assistant director, salary 12 months..	2,975.00
D. M. Willis, financial secretary, salary 11 months...	900.00
T. M. Willis, bookkeeper, salary 11 months.....	404.13
R. L. Mason, poultry specialist, salary 11 months....	2,775.00
Hazel Horsfall, home demonstration, salary 11 months	2,071.70
Folsom McGuire, home demonstration, salary 12 months.....	2,079.13
Mary Moreland, home demonstration, salary 11 months.....	1,741.63
W. D. Zinn, institute instructor, salary 4 + months..	830.00
A. J. Dadisman, rural organization, salary 5 + months	558.00
R. B. Johnston, news specialist, salary 11 months....	1,588.79
Margaret Ford, home demonstration, salary 12 months	2,083.37
Isabella Wilson, home demonstration, salary 1 month	200.00
E. L. Anthony, dairying, salary 1 month.....	300.00
Rachel Colwell, rural organization, salary 1 month...	140.00
E. J. Perry, dairying, salary 12 months.....	2,775.00
Sarah B. Huff, special teacher, salary 1 month.....	359.93
H. V. Peters, special teacher, salary 2 + months....	172.50
Susan Stewart, special teacher, salary 1 month.....	100.00
John Holt, truck driver, salary 11 months.....	550.00
Herbert Lowe, janitor, salary 12 months.....	1,200.00
E. L. Andrews, poultry specialist, salary 1 month....	217.00
J. H. Gourley, horticulture, salary 1 month.....	350.00
E. A. Livesay, animal husbandry, salary 1 month.....	267.00
C. H. Winkler, rural organization, salary 1 month....	350.00
Dee Crane, potato specialist, salary 12 months.....	2,200.00
E. L. Shaw, sheep specialist, salary 12 months.....	2,973.30
Ada Compton, home demonstration, salary 8 months..	823.33
D. L. Ferguson, special teacher, salary 1 month.....	200.00
A. H. Rapkind, rural organization, salary 8 months..	1,550.00
J. T. Baker, rural organization, salary 2 months.....	50.00
<b>Cow Testers:</b>	
Jesse Coffman, salary 2 months.....	50.00
Clarence Smith, salary 2 months.....	50.00
H. L. Wintermeyer, salary 6 months.....	150.00
Sewell Davis, salary 8 months.....	135.00

K. E. Spencer, salary 2 + months.....	58.33
W. F. Robinson, salary 3 + months.....	87.50
H. L. Brown, salary 7 months.....	131.66
M. W. Henry, salary 1 month.....	25.00
<b>Camp Instructors:</b>	
Jane Adams, salary 2 + months.....	325.00
Theresa Dower, salary 2 + months.....	340.00
Elizabeth Eckhard, salary 11 + months.....	1,891.07
R. C. Hawkins, salary 2 + months.....	312.50
C. P. Heavener, salary 3 months.....	425.00
Ellen Hudson, salary 2 + months.....	325.00
C. H. Maxwell, salary 2 + months.....	325.00
G. F. Queen, salary 5 + months.....	790.00
Gladys Scranage, salary 2 + months.....	283.33
Martha Thompson, salary 2 + months.....	351.00
S. Todorovich, salary 2 + months.....	300.00
G. O. Hall, salary 1 month.....	75.00
Eugene Crow, salary 2 months.....	135.00
J. G. Kendrick, salary 1 + month.....	133.33
Mrs. Dorothy Housh, compensation.....	50.00
Adella Bigelow, compensation.....	25.00
<b>Institute Instructors:</b>	
E. S. Ball, compensation.....	30.00
Pearl Dorsey, compensation.....	161.00
W. L. Munchmeyer, compensation.....	90.00
John W. Smith, compensation.....	190.00
Nellie Wood, compensation.....	135.00
Mrs. Izetta Brown, compensation.....	145.00
J. F. Johnson, compensation.....	25.00
J. W. Smith, compensation.....	116.66
<b>Clerks, Typists and Stenographers:</b>	
Edgar Williams, salary 1 month.....	58.33
Anne Aldridge, salary 12 months.....	1,006.50
Nellie Boyles, salary 12 months.....	1,015.00
Ruth Bryant, salary 11 months.....	938.00
Elizabeth Cady, salary 4 months.....	390.00
Thos. Chinn, salary 3 months.....	363.35
Wessie Elliott, salary 12 months.....	1,200.00
Eula Fankhauser, salary 12 months.....	1,500.00
Daisy Godlove, salary 11 + months.....	1,106.67
Marjorie Newman, salary 12 months.....	1,200.00
Sara Person, salary 3 + months.....	276.92
Ganel Protzman, salary 12 months.....	1,015.00
P. R. Runner, salary 12 months.....	1,200.00
Bertha Shaw, salary 11 months.....	905.00
Beatrice Snyder, salary 12 months.....	1,190.00
Grace Gwyn, salary 1 + month.....	128.33
Joanna Scott, salary 7 + months.....	743.33
Carol Lea Thompson, salary 5 months.....	462.00
Elsie Shehan, salary 5 months.....	500.00
Mrs. G. F. Tabler, salary 1 month.....	80.00
G. F. Tabler, salary 1 month.....	58.67
Helen A. Wager, salary 1 month.....	45.00
<b>Club Agents:</b>	
Pearl Carter, salary 1 month.....	85.00
Lela Kiddy, salary 3 + months.....	165.00
Mabel Sidell, salary 3 + months.....	110.00
Ray Taylor, salary 1 month.....	55.00
N. P. Taylor, salary 1 month.....	30.00
Anise Wilmoth, salary 3 + months.....	130.00
J. G. Anville, salary 1 month.....	25.00

A. L. Cline, salary 12 months.....	807.50
W. H. Dawson, salary 1 month.....	30.00
Mrs. W. B. Smith, salary 12 months.....	603.26
B. A. Shirey, salary 12 months.....	630.00
L. G. Thrash, salary 1 month.....	40.00
H. A. Hall, county agent, salary 11 + months.....	1,150.00
H. C. Willey, county agent, salary 10 + months.....	1,071.63
Coupons of Credit:	
Geo. Harpold.....	30.00
C. L. Hunt.....	40.00
Nanie Cook.....	30.00
Salaries 28 persons each receiving less than \$25.00.....	320.00
Total Salaries.....	<b>\$78,049.03</b>
Maps and blue-prints.....	17.00
Public exercise.....	50.00
Prizes and awards.....	50.43
Diplomas and certificates.....	30.94
Bulletins.....	524.08
Other advertising.....	251.80
Magazines.....	30.00
Electric supplies.....	33.72
Plumbing supplies.....	46.74
Postage.....	310.50
Telephone.....	1,104.75
Telegraph.....	336.39
Freight.....	143.91
Stationery.....	1,145.77
Office supplies.....	810.44
Photo supplies.....	518.28
Demonstration supplies.....	261.48
Typewriter and typewriter supplies.....	37.80
Supplies for horticulture department.....	146.65
Expense of "Farmer's Week".....	890.45
Transfer to Smith-Lever Fund.....	765.50
Transfer to Music Fees.....	271.29
Farm supplies.....	33.93
Auto supplies.....	4.95
Miscellaneous hardware.....	23.34
Music supplies.....	1.90
Drugs and chemicals.....	13.00
Total Sundry.....	<b>\$ 7,855.04</b>
Labor:	
Mrs. D. E. Bush.....	152.05
C. Lawson.....	54.64
Nine persons each receiving less than \$25.00.....	105.30
Total Labor.....	<b>\$ 311.99</b>
Traveling Expense:	
S. Tovorditch.....	219.07
M. Bilchevitch.....	31.74
Gladys Scranage.....	212.35
E. C. Sherwood.....	89.15
C. E. Stockdale.....	75.94
B. A. Shirey.....	31.74
H. A. Thompson.....	56.97
Martha Thompson.....	105.98
F. G. Hall.....	17.89
Fleming Vyse.....	40.39
H. S. Vandervoort.....	649.68
Mary Moreland.....	763.06
Margaret Ford.....	859.92
E. L. Anthony.....	130.24
J. H. Boyd.....	55.19
Charlotte R. Campbell.....	26.63
Pearl Carter.....	27.90

C. H. Castrup.....	43.55
A. L. Cline.....	47.27
Dee Crane.....	56.05
Elizabeth Eckhardt.....	186.36
Margaret George.....	38.48
Fay Griffith.....	21.97
C. C. Housh.....	26.12
R. L. Mason.....	395.20
C. H. Maxwell.....	36.08
Mary S. Middleton.....	52.49
Lewis Munchmeyer.....	56.28
Eleanor McClung.....	58.26
R. H. Patch.....	2.78
E. J. Perry.....	72.17
Elizabeth Perry.....	89.74
Susie Stewart.....	46.16
C. P. Heavener.....	206.85
R. C. Hawkins.....	155.34
Ellen Hudson.....	95.50
R. B. Johnston.....	195.18
J. D. King.....	28.22
B. P. Kocher.....	62.67
J. O. Knapp.....	111.34
W. E. McComas.....	42.52
Marjorie D. Mann.....	24.90
A. G. Middleton.....	40.34
Folsom McGuire.....	760.62
I. S. Middaugh.....	46.21
B. H. Questol.....	31.00
E. T. Rannells.....	23.80
W. H. Roberts.....	82.38
Sherwood Rohr.....	73.25
Oleta Rinehart.....	47.55
J. E. Romine.....	34.04
R. Shawyer.....	100.71
Fannie Smith.....	34.45
J. H. Simmons.....	17.00
Della Thompson.....	33.79
H. H. Thompson.....	114.81
W. D. Zinn.....	432.96
B. B. Ezell.....	707.75
H. V. Peters.....	159.33
Jane Adams.....	187.81
J. E. Banks.....	79.41
Adele Bigelow.....	102.82
J. M. Brewster.....	221.24
Rachel Colwell.....	70.57
Gertrude Coffman.....	75.39
B. F. Creech.....	161.25
Dee Crane.....	138.54
D. R. Dodd.....	96.27
Ellen Hudson.....	81.48
Martha Kochenderfer.....	74.98
W. H. Kendrick.....	704.55
Nat T. Frame.....	1,113.32
T. D. Gray.....	214.28
E. O. Gregory.....	67.09
Elma Gregory.....	54.98
J. N. Deahl.....	39.38
E. M. Hunter.....	16.01
G. F. Queen.....	73.01
Nellie Woode.....	95.25
R. W. James.....	24.48
Ralph Neel.....	37.00

Kathryn Spangler.....	50.75
Mabel Sidell.....	17.46
A. W. Curtis.....	29.30
D. L. Ferguson.....	164.97
S. S. Ball.....	19.58
Sanna D. Black.....	43.01
Theresa Dower.....	212.96
R. P. Lowe.....	17.68
C. H. Maxwell.....	189.61
Stephen D. Morton.....	48.15
T. Y. McGovran.....	41.94
Geo. Van Deever.....	393.61
E. A. Grow.....	71.76
H. O. Henderson.....	10.43
J. C. Kendrick.....	90.78
E. A. Livesay.....	50.41
J. H. Longwell.....	44.77
Massie O. McGhee.....	102.04
J. T. Johnson.....	29.50
G. T. Queen.....	116.05
A. H. Rapping.....	45.69
Martha Thompson.....	109.57
Izetta Brown.....	52.55
G. O. Hall.....	48.68
Pearl Dorsey.....	155.16
Mrs. C. C. Housh.....	64.83
Hazel Horsfall.....	659.44
D. W. McFarland.....	70.15
Mrs. W. L. Munchmeyer.....	24.84
J. W. Smith.....	163.82
C. A. Leuder.....	513.40
H. M. Cather.....	24.00
R. M. Musser.....	22.66
H. Kleckley.....	14.89
J. T. Baker.....	59.62
H. P. Muffly.....	10.68
C. R. Bibbee.....	44.41
R. T. Gray.....	20.00
Isabel Wilson.....	316.16
Eva L. Blair.....	24.26
C. G. Degen.....	36.63
E. G. Hibbs.....	37.25
E. S. Kegley.....	51.27
H. G. Sturm.....	29.89
W. E. Simpson.....	32.23
J. A. Wolfrau.....	52.76
Evelyn Thompson.....	19.35
Sylvia Peterson.....	17.10
F. W. Connell.....	27.67
T. C. Holland.....	5.78
R. B. Johnston.....	5.64
Total Traveling Expense.....	\$16,519.56
Total.....	\$ 102,735.62

Wherever a part of the same class of expenditure is paid out of "State Fund, General Revenue," and a part out of "State Fund, Special Revenue," the total amount is included in above General Revenue classification.

Amount of above paid out of General Revenue.....	\$ 76,526.72
Amount of above paid out of Special Revenue.....	26,208.90
Total.....	\$ 102,735.62

<b>238.—Appropriation for Athletic Expense, West Virginia University.</b>	
H. A. Stansberry, athletic director, salary 3 months.. \$	900.00
N. J. Cartmell, track coach, salary 3 months.....	970.00
Ira E. Rodgers, baseball coach, salary 3 months.....	900.00
Okey Ogden, assistant football coach, salary 2 months	150.00
Sophie Brunhoff, physical trainer, salary 2 months..	360.00
Total Salaries..... \$	3,280.00
H. C. Gilmore, grading athletic field.....	2,048.88
Postage.....	130.00
Stationery.....	11.60
Public exercise.....	18.00
Basketball traveling expense.....	25.00
Wrestling traveling expense.....	31.91
Baseball traveling expense.....	1,229.44
Track Team, traveling expense.....	909.02
Tennis traveling expense.....	150.45
H. A. Stansberry, traveling expense.....	742.32
Services:	
E. T. Gunning.....	100.00
T. A. Loudin.....	27.00
J. C. Bales.....	26.00
Okey Ogden.....	250.00
C. H. Fogg.....	46.00
Mrs. A. K. Miller.....	233.40
Mrs. E. S. Barthlow.....	208.99
Olive Barthlow.....	216.68
W. T. Gunning.....	50.00
J. H. Cather.....	25.00
Total Services..... \$	1,183.07
Total..... \$	9,759.69
<b>239.—Appropriation for Repairs and Improvements, West Virginia University.</b>	
Combustion Engineering Company:	
Fan..... \$	784.80
Stokers.....	2,219.75
Engine.....	327.00
H. C. Gilmore, grading athletic field.....	3,600.00
J. G. Jacobs:	
Team.....	3,103.29
Labor.....	5,498.32
Commission.....	868.71
Geo. C. Hess:	
Labor.....	931.20
Sand and gravel.....	406.29
Commission.....	107.99
Cement walks (contract).....	1,262.60
St. Paul Stone Quarries Co., dressed stone.....	734.64
Charleston Lumber Co., lumber.....	484.54
Alex. Zeck & Son, plumbing supplies.....	6,855.71
W. Va. Traction and Electric Co., moving lines.....	804.62
Geo. W. Ice, steps to Ogleby Hall (contract).....	1,090.00
O. S. Tennant, roofing and roofing supplies.....	820.77
Building smokestacks.....	35.00
H. G. Madera, hauling.....	291.90
John Fetty, lumber.....	1,830.46
Equipment for heating plant.....	6,292.20
O. C. Hough, plastering.....	777.00
R. A. Gillis, plans and specifications.....	771.35
Combustion Engineering Corporation, stokers, engine and regulators.....	2,051.25
M. H. Detrick Co., ash conveyer.....	1,117.35
The Hagen Corporation, ash burners.....	1,039.55



Engine room repairs.....	105.97
Electric supplies.....	1,013.51
Ash bin.....	237.66
Plumbing supplies.....	153.07
Gas supplies.....	2.00
Sewer pipe.....	419.18
Fire hose.....	247.66
Boiler.....	462.00
Brick.....	165.59
Master regulator.....	572.12
Freight.....	115.36
Paint.....	1,403.42
Lumber.....	818.13
Miscellaneous hardware.....	196.77
J. B. Grumbein, traveling expense.....	34.51
W. Layton Coombs, laying brick.....	323.20
<b>Labor:</b>	
F. M. Anderson.....	94.85
H. J. Briscoe.....	356.80
E. P. Rodgers.....	575.31
E. W. Arthur.....	238.35
W. S. Bourne.....	210.00
Wayne Carney.....	316.05
John Chipps.....	331.80
Amos Gilbert.....	200.00
H. H. Guntner.....	240.00
J. H. Hereford.....	200.00
C. P. Lowe.....	256.70
Geo. E. Wells.....	277.50
J. E. Woolfer.....	144.55
J. D. Agostine.....	161.52
Spencer Chipps.....	93.80
Chas. Law.....	126.65
H. C. Welch.....	295.32
V. O. Wheeler.....	22.00
J. A. Martin.....	222.00
Total Labor.....	\$ 4,363.20
<b>Total.....</b>	<b>\$ 54,739.64</b>

Wherever a part of the same class of expenditure is paid out of "State Fund, General Revenue," and a part out of "State Fund, Special Revenue," the total amount is included in above General Revenue classification.

Amount of above paid out of General Revenue.....	\$ 50,000.00
Amount of above paid out of Special Revenue.....	4,739.64
<b>Total.....</b>	<b>\$ 54,739.64</b>

**240.—Appropriation for Mining Extension Work of the West Virginia University.**

<b>Instructors:</b>	
C. B. Brown, salary 9 months.....	\$ 2,475.00
Adam Crawford, salary 9 months.....	1,874.97
Wm. Norris, salary 9 months.....	1,800.00
C. R. Jones, salary 2 months.....	166.66
L. C. Hutson, salary 9 months.....	1,350.00
A. C. Callen, salary 8 months.....	1,052.87
E. E. Criswell, salary 7 months.....	1,050.00
E. E. Klass, salary 7 months.....	1,050.00
T. H. Queer, salary 6 months.....	900.00
James B. Benson, salary 3 part months.....	90.00
Frank Maurice, salary 1 month.....	150.00

Allie Federer, stenographer, salary 2 + months . . . .	210.00
Mrs. G. H. A. Kunst, stenographer, salary part month . . . . .	34.72
Romance Lorentz, stenographer, salary 5 part months	137.50
Total Salaries . . . . .	\$12,341.72
Safety appliances . . . . .	209.33
Bulletins . . . . .	248.00
Office supplies . . . . .	6.00
Traveling Expense:	
Adam Crawford . . . . .	329.62
A. C. Callen . . . . .	138.03
Wm. Norris, Jr. . . . .	373.19
C. K. Brown . . . . .	669.17
E. E. Criswell . . . . .	494.11
L. C. Hutson . . . . .	390.65
F. C. Klass . . . . .	396.02
T. H. Queer . . . . .	345.68
Frank Maurice . . . . .	60.81
Total Traveling Expense . . . . .	\$ 3,207.28
Total . . . . .	\$ 16,002.33
Less refund advance allowance, previous year . . . . .	1,000.00
Net Total . . . . .	\$ 15,002.33
<b>241.—Appropriation for Chemistry Building, West Virginia University.</b>	
H. A. Gilmore, work on tunnel . . . . .	\$ 830.23
Paul A. Davis, architect (contract) . . . . .	4,000.00
Blue print . . . . .	18.00
Office supplies . . . . .	5.10
Traveling Expense:	
Paul A. Davis . . . . .	268.09
F. E. Clark . . . . .	646.78
Hubert Hill . . . . .	51.11
E. C. H. Davies . . . . .	47.79
Samuel Morris . . . . .	51.10
J. A. Jacobson . . . . .	52.19
Geo. R. Bancroft . . . . .	49.96
Ira W. Smithey . . . . .	50.26
Total Traveling Expense . . . . .	\$ 1,217.28
Total . . . . .	\$ 6,070.61
<b>242.—Appropriation for Physical Education Building, West Virginia University.</b>	
I. C. White, land . . . . .	\$ 50,000.00
H. C. Gilmore, work on tunnel . . . . .	2,482.71
Paul A. Davis, superintending architect . . . . .	3,000.00
Office supplies . . . . .	15.00
Total . . . . .	\$ 55,497.71
<b>243.—Appropriation for Law Building, West Virginia University.</b>	
Transfer to State Board of Control to pay existing contracts . . . . .	\$ 53,489.17
Dr. I. C. White, land . . . . .	5,000.00
Harry and Edith Zeverly, land . . . . .	25,135.00
Frank and Viola Fleming, land . . . . .	20,452.82
E. M. Grant, land . . . . .	18,000.00
Interest on deferred payments for land . . . . .	64.50
Glasscock & Glasscock, legal services . . . . .	400.00
H. C. Gilmore, work on tunnel . . . . .	4,141.17
Geo. M. Breakiron, moving building . . . . .	1,753.00

Court costs, condemnation proceedings.....	10.00
Recording deeds.....	24.25
F. B. Trotter, advance allowance.....	1,000.00
J. G. Jacobs, excavating and grading.....	1,267.25
Surveying.....	59.30
Office supplies.....	27.00
Green Engineering Co., stokers.....	2,400.00
C. D. Keyser, contract building.....	5,545.99
C. W. Bates, services as architect.....	4,126.00
Advertising.....	680.72
H. J. Zeveryly, traveling expense.....	46.00
<b>Total.....</b>	<b>\$ 143,622.17</b>

Wherever a part of the same class of expenditure is paid out of "State Fund, General Revenue," and a part out of "State Fund, Special Revenue," the total amount is included in above General Revenue classification.

Amount of above paid out of General Revenue.....	\$ 140,158.62
Amount of above paid out of Special Revenue.....	3,463.55
<b>Total.....</b>	<b>\$ 143,622.17</b>

<b>Recapitulation—General Revenue Expenditures:</b>	
Salaries of Officers, Teachers and Employees.....	\$ 397,294.86
Current Expense.....	147,390.15
Agriculture, Horticulture and Home Economic Work	76,526.72
Mining Extension.....	15,002.33
Athletic Board.....	9,759.69
Repairs and Improvements.....	50,000.00
Law Building.....	140,158.62
Physical Education Building.....	55,497.71
Chemistry Building.....	6,070.61

**Grand Total—West Virginia University..... \$ 897,700.69**

#### **WEST VIRGINIA AGRICULTURAL EXPERIMENT STATION.**

##### *244.—Appropriation for Salaries of Teachers, Officers and Employees.*

J. L. Coulter, dean, salary 3 + months.....	\$ 855.53
J. C. Johnston, secretary, salary 12 months.....	1,225.00
A. B. Carroll, farm superintendent, salary 12 months	900.00
L. F. Sutton, supt. Reymann Farms, salary 12 months	3,050.00
H. L. Huffman, supt. creamery, salary 10 months...	595.00
C. E. Stockdale, editor, salary 12 months.....	794.42
H. M. Willis, bookkeeper, salary 9 months.....	1,312.50
Buena B. Hager, bookkeeper, salary 3 months.....	300.00
May Wade, clerk, salary 12 months.....	510.00
B. H. Hite, chemist, salary 5 months.....	1,045.00
A. B. Mills, engineer, salary 12 months.....	1,562.50
F. D. Cornell, farm engineer, salary 9 + months....	543.97
<b>Stenographers:</b>	
Pearl A. Cavalier, salary 12 months.....	72.00
Alice Seaman, salary 8 months.....	800.00
Helen Hilner, salary 3 + months.....	207.75
Ida M. Brock, salary 2 months.....	100.00
Edith M. Gump, salary 9 months.....	365.50
Anna Sayre, salary 9 months.....	450.00
Alice La Berge, salary 1 month.....	93.00
Idesta Prettyman, salary 3 months.....	300.00

## Instructors and other Employees:

Ernest Angelo, salary 12 months.....	1,200.00
H. A. Atwood, salary 9 months.....	2,599.90
Anthony Berg, salary 12 months.....	2,400.00
H. L. Crane, salary 12 months.....	1,900.00
R. J. Garber, salary 12 months.....	1,258.37
N. J. Giddings, salary 12 months.....	3,425.00
H. O. Henderson, salary 12 months.....	1,491.74
C. A. Leuder, salary 12 months.....	370.76
M. F. Morgan, salary 4 months.....	533.36
T. C. McIlvaine, salary 12 months.....	1,450.00
G. T. Nightingale, salary 3 months.....	225.00
R. H. Patch, salary 8 months.....	931.62
L. M. Peairs, salary 12 months.....	1,600.00
J. H. Shaffer, salary 12 months.....	1,358.37
E. C. Sherwood, salary 12 months.....	854.23
K. C. Westover, salary 11 + months.....	961.08
A. J. Dadisman, salary 8 months.....	1,000.00
E. L. Anthony, salary 11 months.....	1,100.00
E. L. Andrews, salary 11 months.....	1,100.00
J. B. Dixon, salary 2 months.....	100.00
F. N. Gooding, salary 2 months.....	125.00
E. A. Livesay, salary 11 months.....	1,375.00
J. W. Muncy, salary 2 months.....	140.00
C. A. McMurrer, salary 2 months.....	100.00
C. S. Price, salary 2 months.....	37.60
W. E. Rumsey, salary 11 months.....	2,566.63
E. P. Deatrick, salary 11 months.....	1,273.99
C. E. Weakley, salary 11 months.....	2,406.93
C. V. Wilson, salary 11 months.....	1,100.00
T. E. Odland, salary 11 months.....	1,150.00
R. H. Tuckwiler, salary 11 months.....	275.00
Ray Hutson, salary 4 months.....	240.00
E. I. Smith, salary 4 months.....	320.00
A. J. Leach, salary 11 months.....	550.00
J. D. Conley, salary 11 months.....	660.00
Al. Davis, salary 11 months.....	725.00
Howard Smith, salary 11 months.....	550.00
J. H. Longwell, salary 11 months.....	1,050.00
J. H. Gourly, salary 1 month.....	481.58
T. C. Brewer, salary 5 months.....	420.90
Wm. Brighton, salary 8 months.....	892.50
G. O. Hall, salary 9 months.....	900.00
John Holt, salary 9 months.....	450.00
K. S. Quisenberry, salary 9 months.....	749.97
B. L. Wade, salary 9 months.....	515.00
Geo. Wells, salary 9 months.....	110.00
W. C. Schnoft, salary 9 months.....	225.00
Angus Jenkins, salary 1 month.....	375.00
S. Combs, salary 1 month.....	75.00
Robt. Garrett, salary 1 month.....	200.00
S. Gochenour, salary 1 month.....	135.00
C. Rudy, salary 1 month.....	125.00
C. Wilson, salary 1 month.....	90.00
Lena Heishman, salary 1 month.....	25.00
Floyd Garrett, salary 1 month.....	34.00
Madge Heishman, salary 1 month.....	42.00
R. R. Jamison, salary 6 + months.....	505.00
E. C. Andrews, salary 4 + months.....	389.10
R. P. Walker, salary 5 months.....	500.00
H. J. Barrett, salary 7 months.....	712.50
H. J. Knight, salary 4 months.....	600.00
L. G. Kile, salary 1 month.....	50.00

J. M. Lantz, salary 1 month.....	70.00
Wm. Brighton, salary 1 month.....	42.50
W. E. Buckey, salary part month.....	10.00
H. K. Knowlton, salary 12 months.....	1,500.00
Dorothy Sayre, salary 12 months.....	1,200.00
Vivian Reynolds, salary 12 months.....	720.00
M. J. Dorsey, salary 9 months.....	1,400.00
H. G. Knight, salary 4 months.....	800.00
C. E. Brown, salary 5 part months.....	188.18
D. A. Davis, salary 5 part months.....	315.50
Wayne McClure, salary 1 month.....	85.00
Ada Dellinger, salary 1 month.....	46.00
Dale McClure, salary 1 month.....	100.00
Leslie Longencker, salary 3 months.....	300.00
Wm. Frankhouser, salary 2 months.....	260.25
Chas. Dye, salary 2 months.....	62.64
H. C. Darlington, salary 1 month.....	60.55
G. C. Adams, salary 1 month.....	64.58
D. W. McFarland, salary 1 month.....	76.60
E. A. Grow, salary 3 part months.....	34.94
L. C. Furbee, salary 1 month.....	29.40
James Anderson, salary 1 month.....	45.40
Raymond Garrett, salary 2 months.....	97.25
B. F. Baker, salary 1 month.....	100.00
James Deitz, salary part month.....	45.00
R. M. Sunderlin, salary part month.....	45.00
Wm. Kittle, salary part month.....	90.75
Walter Vickers, salary part month.....	33.20
G. B. McIntire, salary 1 month.....	92.15
J. J. Hildredth, salary 1 month.....	38.00
J. A. Smith, salary 1 month.....	35.60
F. L. Bachman, salary 2 months.....	220.50
Cicco Angelo, salary 2 months.....	166.50
Howard Saper, salary 1 month.....	45.00
Bruce Davis, salary 8 part months.....	350.23
Joe Thomas, salary 4 months.....	68.29
Henry Spiker, salary 5 months.....	51.25
Sanford Combs, salary 4 months.....	358.00
Lena Heishman, salary 4 months.....	100.00
Floyd Garrett, salary 3 months.....	153.20
Elijah Rudolph, salary 2 months.....	104.84
Madge Heishman, salary 4 months.....	173.00
Ordway Smith, salary 4 months.....	126.50
Dorothy Sayre, salary 5 months.....	103.00
Monroe Mack, salary 4 months.....	51.10
Ezra Pitzenberger, salary 3 months.....	75.25
W. L. Ashcraft, salary part month.....	27.00
Warren Gifford, salary 3 + months.....	278.84
T. E. N. Steele, salary 6 part months.....	63.58
R. W. Lukens, salary 2 months.....	28.32
S. C. Butler, salary 2 months.....	40.05
Jacob Lentz, salary 4 months.....	395.90
Austin Weatherholt, salary 2 part months.....	71.10
Howard Smith, salary 1 month.....	80.00
Willis Phillips, salary 2 months.....	145.00
S. Frankhouser, salary 1 month.....	30.40
F. N. Gooding, salary 1 month.....	70.75
L. E. Fouche, salary 1 month.....	89.50
Harry Snyder, salary 5 months.....	500.00
Bruce Price, salary 3 months.....	243.30
Raymond Burkhardt, salary 2 months.....	70.40
Martin King, salary 1 month.....	68.49
Harry Davis, salary 1 month.....	100.00

J. L. Anderson, salary 2 part months.....	35.25
Chas. Anderson, salary 1 month.....	58.05
H. A. Tibay, salary 1 month.....	42.24
A. M. Elliott, salary 3 part months.....	43.50
J. M. Gilmer, salary 1 month.....	33.60
Ruth Campbell, salary 2 months.....	100.00
Lee Frankenberg, salary 3 months.....	300.00
A. S. Hall, salary 3 months.....	240.00
A. P. Dye, salary 3 months.....	139.20
Howard Johnston, salary 3 months.....	35.75
Lloyd Trader, salary 1 month.....	68.40
Alice Price, salary 2 months.....	105.00
J. E. McDonald, salary 1 month.....	32.70
E. H. Long, salary 1 month.....	36.00
Transfer from Salaries of Officers, Teachers and Employees to State Fund.....	2,222.86
Sundry services 47 persons each receiving less than \$25	881.03

Total Salaries..... \$ 81,010.66

Wherever a part of the same class of expenditure is paid out of "State Fund, General Revenue," and a part out of "State Fund, Special Revenue," the total amount is included in above General Revenue classification.

Amount of above paid out of General Revenue.....	\$ 47,939.94
Amount of above paid out of Special Revenue.....	33,070.72

Total..... \$ 81,010.66

245.—*Appropriation for Current General Expenses of the West Virginia Agricultural Experiment Station.*

Carpets and rugs.....	\$ 20.00
Rent of land.....	600.00
Rent of house.....	75.00
Pumping outfit for water well.....	125.00
Milk for cheese factory.....	520.53
Milk for creamery.....	8,212.11
Revenue tax on ice-cream cones.....	441.13
Advanced registry testing.....	874.86
Dairy testing.....	747.52
Other dairy supplies.....	1,014.75
Poultry supplies.....	2,044.11
Supplies for horticultural department.....	754.58
Supplies for plant department.....	232.24
Spray supplies.....	148.13
Other demonstration supplies.....	298.65
Groceries for Reymann Farm.....	857.61
Interest on money borrowed to pay salaries.....	138.79
Library books.....	538.30
Public exercises.....	100.70
Bulletins.....	336.13
Other advertising.....	24.95
Magazines.....	140.70
Association Dues:	
Ayreshire.....	25.00
Shropshire.....	1.00
American Society Horticultural Science.....	2.50
Laundry.....	92.93
Brooms.....	14.69
Other janitor supplies.....	16.53
Coal.....	163.70
Gas.....	411.73
Electricity.....	363.31
Gasoline.....	497.30

Lubricating oil .....	161.97
Illuminating oil .....	226.76
Water .....	197.46
Electric supplies .....	952.78
Plumbing supplies .....	488.92
Postage .....	408.41
Telephone .....	684.32
Telegraph .....	158.04
Freight, express and drayage .....	1,833.52
Stationery .....	302.42
Office supplies .....	310.05
Typewriters and supplies .....	828.24
Photo supplies .....	270.84
Engine room supplies .....	114.76
Engine room repairs .....	15.00
Blacksmithing .....	220.55
Farm machinery .....	1,271.82
Farm tools .....	435.29
Tractor .....	841.51
Harness and stable supplies .....	172.59
Other farm supplies .....	241.36
Auto and auto supplies .....	1,001.17
Paint, oil and varnish .....	57.03
Miscellaneous hardware .....	864.41
Veterinary services .....	7.00
Laboratory equipment .....	1,184.22
Drugs and chemicals .....	231.68
Other laboratory supplies .....	398.32
Fertilizer .....	401.49
Seeds .....	986.94
Plants and fruit trees .....	124.75
Cattle .....	687.50
Horses .....	600.00
Corn .....	280.35
Oats .....	711.49
Chop or middlings .....	1,791.96
Bran .....	563.78
Sacks and bags .....	17.11
Hay .....	179.77
Straw .....	196.95
Other feed .....	545.55
Compensation:	
R. M. Sunderlin .....	17.30
Chas. Rudy .....	31.13
Howard Sager .....	17.30
C. Wilson .....	17.30
G. O. Hall .....	50.00
D. I. Law .....	50.00
Eugene Tuckwiller .....	200.00
Lucy Sager .....	14.00
T. Mack .....	7.50
S. C. Brooks .....	39.81
H. Wilcox .....	10.65
C. Johnson .....	12.30
J. M. McDermott .....	10.30
L. Johnson .....	6.80
R. H. Patch .....	16.60
Raymond Burkhart .....	39.60
Total Labor .....	\$ 540.59
Traveling Expense:	
C. T. Kelley .....	6.75
W. H. Kendrick .....	212.50
N. J. Giggings .....	81.08

H. O. Henderson.....	12.48
M. F. Morgan.....	230.13
T. E. Odland.....	32.97
W. E. Rumsey.....	139.04
J. H. Shaffer.....	197.91
E. L. Anthony.....	210.29
L. F. Sutton.....	79.36
A. Berg.....	471.77
Horace Atwood.....	23.11
J. H. Gourley.....	135.25
E. A. Oivesay.....	128.97
T. C. McIlvaine.....	86.69
E. C. Sherwood.....	300.21
A. J. Dadisman.....	108.64
J. L. Coulter.....	120.30
Ernest Angelo.....	83.80
H. L. Crane.....	99.24
H. E. Knowlton.....	191.89
C. V. Wilson.....	35.61
R. J. Garber.....	82.19
M. J. Dorsey.....	219.10
F. D. Cornell.....	63.53
K. C. Westover.....	144.18
E. P. Deatrick.....	43.23
Arthur Lough.....	59.98
Warren Gifford.....	59.98
J. M. DePue.....	59.98
H. G. Knight.....	138.64
K. S. Quisenberry.....	65.24
J. W. Coleman.....	43.25
H. P. Sevy.....	38.36
B. L. Wade.....	29.37
Total Traveling Expense.....	\$ 4,035.02
Total.....	\$ 45,378.17
Less advance allowance previous year returned.....	\$ 1,000.00
Less refund from Reymann Farms.....	1,570.20
Less freight and discount.....	8.84
	2,579.06
Net Total.....	\$ 42,799.11

Wherever a part of the same class of expenditure is paid out of "State Fund, General Revenue," and part out of "State Fund, Special Revenue," the total amount is included in above General Revenue classification.

Amount of above paid out of General Revenue.....	\$ 24,832.39
Amount of above paid out of Special Revenue.....	17,966.72
Total.....	\$ 42,799.11

**246.—Appropriation for Repairs and Improvements, West Virginia Agricultural Experiment Station.**

Second National Bank, Morgantown, loan to build barns.....	\$ 7,500.00
Paint.....	430.06
Lumber.....	1,095.31
Freight.....	25.65
Farm tools and machinery.....	140.75
A. Zeck & Sons, plumbing supplies.....	2,194.44
Other plumbing supplies.....	731.61
Electric supplies.....	161.25
Galvanized pipe.....	650.70



Miscellaneous hardware.....	133.75
Locust posts.....	192.00
Window glass.....	12.00
Wire for fences.....	31.98
Sand and gravel.....	200.64
Taxi service.....	11.50
Gasoline.....	10.50
Cement blocks.....	180.30
Brick.....	75.00
Roofing.....	45.00
Lime and cement.....	26.07
Shelf brackets.....	59.00
Repairs to cattle barn.....	707.00
Soil covering for grounds.....	31.80
<b>Labor:</b>	
Clarence Smith.....	176.80
Gordon Sayre.....	122.05
Henry Spiker.....	30.15
Joe Thomas.....	43.18
Bruce Davis.....	58.72
D. A. Davis.....	32.04
C. E. Brown.....	44.89
G. B. McIntire.....	97.40
Franklin White.....	74.70
Willis Phillips.....	72.00
Norman Atwood.....	201.60
T. M. Foreman.....	112.70
S. S. Pena.....	39.00
Wayne McClure.....	85.00
D. A. Anderson.....	100.62
Phil Beck.....	54.00
G. R. Farmer.....	33.60
A. Cicco.....	60.15
A. E. Helgren.....	50.00
G. R. Willett.....	48.25
Ossa Hixenbaugh.....	60.00
Geo. C. Hess.....	181.29
F. E. Gidley.....	48.50
A. E. Hall.....	138.00
A. Hiner.....	40.00
D. A. Anderson.....	275.41
Sundry labor 23 persons each receiving less than \$25	217.13
Total Labor.....	\$ 2,497.18
Total.....	\$ 17,143.49

Wherever a part of the same class of expenditure is paid out of "State Fund, General Revenue," and part out of "State Fund, Special Revenue," the total amount is included in above General Revenue classification.

Amount of above paid out of General Revenue.....	\$ 14,949.05
Amount of above paid out of Special Revenue.....	2,194.44
Total.....	\$ 17,143.49

**247.—Appropriation for 4 H Camp, West Virginia Agricultural Experiment Station.**

Cots and mattresses.....	\$ 824.87
Refrigerators.....	481.87
Kitchen and dining-room equipment.....	1,600.72
Quilts.....	218.00
Sheets.....	294.73
Trunk.....	13.00

Water heaters.....	292.60
Club caps.....	75.00
Athletic supplies.....	19.61
Sprigg Lumber Co., builders' supplies.....	1,629.40
Tents.....	442.02
Gas.....	19.59
Miscellaneous hardware.....	157.51
Paint.....	29.23
Sand.....	3.00
Lumber.....	8.59
Seeds.....	14.12
Laundry.....	34.10
Storage for supplies.....	40.00
Store supplies.....	160.00
C. I. Saffel, contract assembly hall.....	726.06
Morris-Knowles landscape architects.....	536.31
Freight.....	707.04
Drayage.....	23.50
Plumbing supplies.....	256.81
Public exercise.....	17.68
Brooms.....	6.50
Office supplies.....	31.51
Telephone.....	33.75
Compensation:	
Any Thompson.....	350.00
Doyle Butcher.....	50.25
H. Chittum.....	33.00
C. J. Keister.....	54.75
W. L. Montgomery.....	124.00
C. Queen.....	52.75
H. C. Sprouse.....	33.75
S. T. Taylor.....	49.88
R. C. Beall.....	80.00
W. A. Arnold.....	80.45
Sundry services 18 persons each receiving less than \$25	265.49
Total Labor.....	\$ 1,174.32
Traveling Expense:	
W. H. Kendrick.....	76.48
Walter Hullihen.....	46.08
H. G. Knight.....	6.00
Total Traveling Expense.....	128.56
Total.....	\$ 10,000.00
248.—Appropriation for Reymann Farms.....	\$
Sewer pipe.....	112.31
Paint.....	59.70
Miscellaneous hardware.....	131.03
Gasoline and oil.....	137.85
Electric supplies.....	57.15
Plumbing supplies.....	47.43
Auto supplies.....	160.30
Barn equipment.....	1,210.55
Dairy supplies.....	11.00
Cement.....	511.00
Lumber.....	85.03
Farm machinery.....	22.50
Farm tools.....	10.05
Brick.....	74.30
Fire extinguishers.....	60.90
Roofing.....	42.75

Compensation:	
Geo. Reynolds.....	540.00
G. M. Michael.....	413.86
Raymond Garrett.....	332.83
Floyd Garrett.....	261.25
Elijah Rudolph.....	225.39
J. Deitz.....	66.00
I. S. Godlove.....	604.80
Hugh McKeever.....	391.60
Ira McKeever.....	399.60
Chas. Dellinger.....	85.00
C. Stewart.....	437.00
Benj. Funkhouser.....	35.00
Harvey Sager.....	422.75
Welton Sager.....	256.51
Ralph Lehigh.....	152.75
Curtis Dellinger.....	30.00
R. M. Sunderlin.....	300.26
Frank Dawson.....	432.00
T. Mack.....	58.00
B. F. Baker.....	270.00
S. Gochenour.....	135.87
Wm. Kittel.....	45.00
Chas. Rudy.....	85.00
C. Wilson.....	280.12
Howard Sager.....	135.00
Lee Combs.....	95.70
Sanford Combs.....	230.00
Robt. Garrett.....	150.00
Lena Heishman.....	56.00
Harvey Heishman.....	30.75
Stanley Heishman.....	28.50
Ada Dellinger.....	26.00
Madge Heishman.....	116.00
Harvey Brill.....	16.00
Delbert Sager.....	21.88
B. F. Pilgrim.....	51.00
Roy Heishman.....	66.75
Angus Jenkins.....	27.04
Thomas Miller.....	27.00
Joe Redman.....	11.40
Wm. Nelson.....	8.00
Mason Kline.....	3.79
Chas. Keller.....	31.00
Total Labor.....	\$ 7,392.40
Total.....	\$ 10,126.25

249.—*Appropriation for Buildings and Lands, West Virginia Agricultural Experiment Station.*

Farmers and Merchants Bank, loan to complete barn on Reymann Farms.....	\$ 7,537.50
Charleston Lumber Co., lumber.....	324.20
Paint.....	43.39
Lumber.....	1,228.95
Miscellaneous hardware.....	166.15
Milwaukee Air Pump Co., pump.....	510.56
Barn equipment.....	358.11
Freight.....	64.75
Sterilizing apparatus for creamery.....	125.00
Boiler.....	200.00
General Woodworking Co., builders' supplies.....	1,500.65
Brick.....	51.00

Cement blocks.....	254.20
Sand.....	31.50
Shingles.....	267.15
Plumbing supplies.....	1,073.30
Electric supplies.....	257.05
D. A. Anderson, contract cottage.....	196.56
D. A. Anderson, contract greenhouse and dairy barn..	1,252.38
Windows and doors.....	267.41
Furnace.....	240.00
F. B. Trotter, advance allowance.....	1,000.00
Roofing.....	62.51
Dairy supplies.....	674.59
Lewis Mfg. Co., one Norwalk house complete.....	1,859.15
Geo. C. Hess, concrete platform at dairy farm.....	857.96
Geo. C. Hess, contract house on horticulture farm...	1,390.00
H. C. Gilmore, contract labor and material for green- house.....	2,902.63
Auto supplies.....	2.00
Farm machinery.....	122.00
Supplies for plant department.....	54.59
D. A. Anderson, contract erection Lewis house.....	1,365.00
Alex. Zeck & Sons, plumbing and supplies.....	167.25
Compensation:	
C. E. Brown.....	128.25
D. A. Davis.....	47.86
Bruce Davis.....	88.50
Joe Thomas.....	51.77
Geo. Maholic.....	23.21
Henry Spiker.....	34.50
J. T. Barthlow.....	85.00
Willis Phillips.....	33.00
A. Cicco.....	54.90
Bruce Price.....	114.00
Eldon Nowd.....	44.40
A. Flory.....	85.32
F. M. Forman.....	88.90
D. A. Anderson.....	142.37
A. E. Helgren.....	110.00
Harry Davis.....	100.00
Lloyd Trader.....	64.65
E. R. Davis.....	84.00
Wayne McClure.....	255.00
Dale McClure.....	400.00
Frank Howell.....	86.50
E. L. Potter.....	100.00
Raymond Garrett.....	44.62
H. J. Briscoe.....	306.21
E. P. Rodgers.....	469.61
Geo. B. Furman.....	324.22
I. S. Godlove.....	26.00
Geo. Reynolds.....	60.00
Sundry services 12 persons each receiving less than \$25	139.72
Total Compensation.....	\$ 3,592.51
Total.....	\$ 30,000.00
Recapitulation—General Revenue Expenditures:	
Current General Expense.....	\$ 24,832.39
Farm buildings and improvements.....	30,000.00
Reymann Farms.....	10,126.25
Salaries of Officers, Teachers and Employees.....	47,939.94
4-H Camp.....	10,000.00
Repairs and Improvements.....	14,949.05
Grand Total—Agricultural Experiment Station..	\$ 137,847.63

## COMMUNITY PACKING HOUSE.

<b>250.—Appropriation for Current General Expense.</b>	
Merchants and Mechanics Bank, payment on note...	\$ 663.43
Mathews Gravity Carrier Co., tracks and carriers...	305.78
Potomac Light and Power Co., electrical supplies....	257.21
Fire extinguishers.....	101.50
Conveyor belts.....	26.91
Electric heater.....	21.21
Thermometer.....	3.00
Rent R. R. siding.....	6.00
Coal.....	14.00
Hardware.....	19.68
Freight, express and drayage.....	24.88
Painting signs (C. G. Degans).....	7.50
Electricity.....	118.65
Telephone.....	51.55
Photographs.....	9.90
Printing blanks.....	9.00
Office desks.....	106.33
R. A. Bain, labor.....	107.75
H. W. Prettyman, salary 14 months.....	3,375.00
L. H. Bowan, salary 3 months.....	180.00
F. G. Racy, salary 1 month.....	65.00
A. L. Racy, compensation.....	20.00
H. W. Prettyman, transportation.....	198.73
Livery hire.....	77.80
Hotel and meals.....	268.60
Telephone.....	.70
C. T. Kelly, traveling expense.....	3.64
<b>Total.....</b>	<b>\$ 6,043.75</b>

Note—The above traveling expense of H. W. Prettyman was incurred as follows:

March 16, 1921, Keyser.....	\$ 4.37
Apr. 2-7, 1921, Martinsburg.....	76.96
Apr. 13-17, 1921, Morgantown.....	30.48
May 21-27, 1921, Keyser and Martinsburg.....	40.98
June 1-11, 1921, Berkeley Springs, Keyser and Elkins	54.43
July 9, 1921, Martinsburg.....	3.43
Aug. 4, 1921, Martinsburg.....	2.58
Sept. 12-16, 1921, Morgantown.....	19.65
June, July, Aug. and Sept. 1921, Livery hire.....	77.80
Dec. 12-Jan. 5, 1922, Morgantown and Martinsburg.	35.71
Jan. 23-Feb. 3, 1922, Keyser and Martinsburg.....	20.40
Mar. 24, 1922, Berkeley Springs.....	4.20
Mar. 27-30, 1922, Petersburg.....	21.24
Apr. 8, 1922, Berkeley Springs.....	4.20
Apr. 24, 1922, Berkeley Springs.....	4.20
Oct., Nov., Dec. 1921 and Apr. and May, 1922, visiting orchards within the State.....	145.20
<b>Total.....</b>	<b>\$ 545.83</b>

Wherever a part of the same class of expenditure is paid out of "State Fund, General Revenue," and part out of "State Fund, Special Revenue," the total amount is included in above General Revenue classification.

Amount of above paid out of General Revenue.....	\$ 6,027.20
Amount of above paid out of Special Revenue.....	16.55
<b>Net Total.....</b>	<b>\$ 6,043.75</b>

<b>251.—Appropriation for Buildings and Land.</b>	
Cumberland Valley R. R. Co., siding.....	\$ 1,551.34
Inwood Fruit Growers Club, payment on money advanced.....	8,000.00
W. Va. Agricultural Exp. Station, payment of loan..	1,551.34
Potomac Light and Power Co., motor and pulleys...	942.90
C. N. Robinson, packing house outfit.....	1,250.00
W. H. Heiston and Son, pullets, belts and equipment for Packing House.....	731.79
L. H. Kasey, contract, spouting.....	151.60
Thorn Lumber Co., lumber.....	755.08
Glaize and Brother, builders' supplies (lumber, cement, hardware, etc.).....	291.99
Kurfee Paint Co., paint.....	80.33
Fairmont Wall Plaster Co., shingle stains.....	207.19
Asphalt paint.....	90.00
Limestone screenings.....	30.08
Lime, \$3.10, sand, \$8.00.....	11.10
Doors.....	9.25
Pulleys and belts.....	24.03
Cylinders for barrel.....	64.00
Rail carriers and rollers.....	111.85
Duck cloth.....	18.32
Tools.....	27.47
Electrical supplies.....	51.78
Hardware.....	61.18
Freight, express and drayage.....	92.87
F. B. Trotter, advance allowance (returned and deposited to the credit of Miscellaneous Fund, B. of C. F.).....	500.00
To correct overpayment of Coulter's advance allowance.....	1.00
Labor:	
F. S. Racy.....	353.63
R. A. Bain.....	416.25
Charles Gageby.....	179.00
Earnest Tabb.....	91.20
D. W. Hutzler.....	5.00
Total.....	\$ 17,651.57

Wherever a part of the same class of expenditure is paid out of "State Fund, General Revenue," and part out of "State Fund, Special Revenue," the total amount is included in above General Revenue classification.

Amount of above paid out of General Revenue.....	\$ 15,000.00
Amount of above paid out of Special Revenue.....	651.57
Total.....	\$ 15,651.57

Recapitulation—General Revenue Expenditures:	
Current General Expense.....	\$ 6,027.20
Buildings and Lands.....	15,000.00
Grand Total—Packing House.....	\$ 21,027.20

## POTOMAC STATE SCHOOL.

252.—*Appropriation for Salaries of Officers, Teachers and Employees.*

J. W. Stayman, president, salary 12 months.....	3,574.95
Ethel M. McGuire, secretary, salary 12 months.....	1,260.00
Paul Davis, physical director, salary 2 months.....	300.00
Karl Miller, coach, salary 2 months.....	500.00
Davis Rolls, Sr., janitor, salary 4 months.....	400.00
Burton Rolls, janitor, salary 8 months.....	866.66
David Rolls, Jr., janitor, salary 3 months.....	305.00
Wilson Smith, janitor, salary 1 month.....	45.00
Thomas Dellinger, labor, salary 11 months.....	825.00
C. R. Miller, farm manager, salary 12 months.....	1,974.93
Isabel Morris, housekeeper, salary 1 month.....	100.00
Peoples Bank of Keyser, interest on loan.....	55.15
E. H. Ferree, carpenter, salary 2 months.....	200.00
Florence Rolls, cook, salary 1 month.....	37.50
<b>Teachers:</b>	
W. D. Anthony, salary 12 months.....	2,550.00
Wilhelmine Deissle, salary 12 months.....	2,188.70
Lena Daugherty, salary 11 months.....	1,600.00
Mabel Franholz, salary 3 months.....	360.00
Bushrod Grimes, salary 10 months.....	2,180.00
C. C. Housh, salary 11 months.....	2,670.00
Ida F. Menefee, salary 11 months.....	1,390.00
Maude Terwilliger, salary 2 months.....	190.00
Karl Kaiser, salary 2 months.....	212.15
Elizabeth Ball, salary 2 months.....	350.00
Ward E. Bricker, salary 9 months.....	1,350.00
D. A. Christopher, salary 10 months.....	3,079.12
J. C. Porter, salary 9 months.....	1,800.00
Eleanor Tyler, salary 9 months.....	1,620.00
Hilda Scribner, salary 8 months.....	400.00
Robt. Welshonce, salary 5 months.....	175.00
Thomas Dellinger, salary 1 month.....	75.00
Margaret Stayman, salary 1 month.....	140.00
<b>Total Salaries.....</b>	<b>\$ 32,774.16</b>

Wherever a part of the same class of expenditure is paid out of "State Fund, General Revenue," and part out of "State Fund, Special Revenue," the total amount is included in above General Revenue classification.

Amount of above paid out of General Revenue.....	\$ 31,904.96
Amount of above paid out of Special Revenue.....	869.20
<b>Net Total.....</b>	<b>\$ 32,774.16</b>

"53.—*Appropriation for Current General Expense, Potomac State School.*

Chairs.....	\$ 84.00
Tables.....	65.50
Carpets and rugs.....	238.93
Window shades and curtains.....	14.83
Table china.....	73.42
Table silver.....	14.43
Coffee Urn.....	97.00
Sheets and pillow cases.....	155.31
Quilts and blankets.....	14.88
Other furniture.....	7.30
Transfer to Extension Fees.....	261.27
Library books.....	943.03
Public exercise.....	163.00

Prizes and awards.....	138.90
Diplomas and certificates.....	19.20
Ribbons for diplomas.....	24.80
Catalogues.....	286.00
Other advertising.....	214.92
Newspapers.....	11.00
Magazines.....	197.49
Domestic cooking material.....	55.25
Domestic cooking utensils.....	109.21
Domestic sewing supplies.....	73.91
Football supplies.....	582.05
Baseball supplies.....	52.85
Basketball supplies.....	63.80
Other athletic expense.....	206.30
Medical attendance.....	16.00
Laundry.....	48.92
Toilet soap.....	84.33
Other cleansers.....	3.59
Brooms.....	19.78
Mops and brushes.....	81.25
Other janitor supplies.....	116.66
Coal.....	319.17
Gas.....	1,389.79
Electricity.....	773.03
Gasoline.....	143.40
Lubricating oil.....	84.06
Water.....	326.15
Electric supplies.....	143.28
Postage.....	156.90
Telephone.....	388.07
Telegraph.....	79.57
Freight, express and drayage.....	784.73
Stationery.....	194.64
Office supplies.....	316.88
Typewriter and supplies.....	127.50
Photo supplies.....	99.17
First National Bank of Keyser, payment of loan.....	5,000.00
Engine-room supplies.....	28.63
Blacksmithing supplies.....	18.29
Farm machinery.....	179.82
Farm tools.....	134.89
Harness and stable supplies.....	63.02
Other farm supplies.....	137.99
Auto supplies.....	127.72
Oil, paint and varnish.....	19.40
Miscellaneous hardware.....	319.12
Music supplies.....	15.00
Laboratory equipment.....	326.84
Drugs and chemicals.....	44.44
Other laboratory supplies.....	20.50
Fertilizer.....	424.99
Plants and trees.....	254.43
Seeds.....	400.25
Spray supplies.....	4.50
Cattle.....	200.00
Horses.....	125.00
Hogs.....	65.00
Chop or middlings.....	676.50
Dairy feed.....	363.19
Straw.....	4.17
Other feed.....	488.27
Poultry supplies.....	21.32
Veterinary services.....	12.00



<b>Labor:</b>	
A. B. Taylor.....	61.50
Frank Brown.....	65.00
C. Shreve.....	74.75
J. H. Tasker.....	87.00
D. Shaw.....	229.42
W. B. Wagoner.....	7.87
Frank Cavanaugh.....	41.20
E. B. Baker.....	21.30
H. C. Dellinger.....	18.25
L. Mathews.....	5.40
E. Slaughter.....	7.50
J. J. Cadden.....	82.20
Wm. Dellinger.....	3.00
W. A. Dellinger.....	125.50
Wm. Horner.....	18.00
A. J. Nickolaus.....	20.20
H. E. Riggleman.....	6.80
S. Coyle.....	72.75
H. Conrad.....	11.75
Tom Plaff.....	15.00
E. M. Link.....	18.80
Thomas Coyle.....	2.00
Carl Fink.....	12.00
W. R. Smith.....	16.00
Mike Reedy.....	26.00
Frank Sears.....	15.00
Total Labor.....	\$ 1,063.79
<b>Traveling Expense:</b>	
C. T. Kelley.....	18.64
Ida F. Menefee.....	11.01
Bushrod Grimes.....	37.10
J. W. Stayman.....	109.77
Total Traveling Expense.....	\$ 176.52
Total.....	\$ 20,581.04
Less refund from repairs and improve- ments.....	\$ 460.05
Less advance allowance previous year re- turned.....	200.00
Less freight and discount.....	29.67
	689.72
Net Total or Amount Expended.....	\$ 19,891.32

Wherever a part of the same class of expenditure is paid out of "State Fund, General Revenue," and part out of "State Fund, Special Revenue," the total amount is included in above General Revenue classification.

Amount of above paid out of General Revenue.....	\$ 15,084.28
Amount of above paid out of Special Revenue.....	4,807.04
Total.....	\$ 19,891.32

The above traveling expense of J. W. Stayman was incurred as follows:

June 1921, Morgantown, Fairmont, Clarksburg and Charleston.....	\$ 70.09
Jan. 1922, Charleston.....	39.68
Total.....	\$ 109.77

**254.—Appropriation for Farm Equipment, Potomac State School.**

Wire fencing.....	\$	76.91
Filling silo.....		132.26
Ensilage.....		315.00
Seed.....		20.54
Fertilizer.....		114.00
Tractor.....		682.35
Harness repairs.....		7.00
Gasoline.....		5.20
Lubricating oil.....		8.80
Bran.....		97.50
Oats.....		66.25
Middlings.....		363.50
Other farm supplies.....		62.46
Cattle.....		125.00
Eggs for hatching.....		86.25
Transfer to Farm Fund.....		136.18
Labor:		
W. A. Dellinger.....		75.00
J. J. Cadden.....		67.50
H. Moyers.....		16.90
E. M. Trick.....		41.40
Total Labor.....	\$	200.80
Total.....	\$	2,500.00

**255.—Appropriation for Repairs and Improvements, Potomac State School.**

Stanton Heater Co., repairs to heating system.....	\$	350.80
Art Metal and Construction Co., special bookcases.....		1,856.19
Bartley O'Neill Co., repairs to heating system.....		567.85
Marbleoid Co., marbleoid floor.....		674.00
Transfer to current expense.....		460.05
Plumbing and supplies.....		694.64
Electric supplies.....		694.75
Freight.....		186.42
Drayage.....		42.65
Plate glass.....		51.45
Repairing roof of house and barn.....		122.47
Lumber.....		429.18
Paint.....		761.29
Plants and fruit trees.....		163.00
Lime and cement.....		313.45
Miscellaneous hardware.....		180.86
Auto supplies.....		41.96
Towel bars.....		51.50
Mirrors.....		9.50
Recording deed.....		2.25
Wall paper.....		91.17
Gas supplies.....		1.90
Plastering.....		26.30
Chairs.....		166.20
Wire gate.....		47.13
Painting.....		554.30
Labor:		
H. R. Harrison.....		16.20
J. H. Tasker.....		7.50
E. B. Baker.....		113.55
J. T. Forman.....		187.59
J. C. Welling.....		347.50
D. E. Hamill.....		143.40
E. H. Ferrebee.....		596.66
J. T. Athey.....		37.00
W. E. Ravenscraft.....		23.10

H. Conrad.....	18.21
S. Coyle.....	39.60
T. H. Gurd.....	48.80
John Taylor.....	8.20
C. E. Montgomery.....	156.00
B. F. Jacob.....	136.20
T. B. Rolls.....	4.20
W. A. Dellinger.....	32.50
Andy McKendrick.....	4.60
Total Labor.....	\$ 1,920.81

Total..... \$ 10,462.07

Wherever a part of the same class of expenditure is paid out of "State Fund, General Revenue," and part out of "State Fund, Special Revenue," the total amount is included in above General Revenue classification.

Amount of above paid out of General Revenue.....	\$ 9,883.47
Amount of above paid out of Special Revenue.....	578.60

Total..... \$ 10,462.07

256.—*Appropriation for Buildings and Lands, Potomac State School.*

Elizabeth Turner, land.....	\$ 250.00
Frank H. Babb, land.....	5,623.75
E. H. Ferreebe, labor.....	100.00

Total..... \$ 5,973.75

Recapitulation—General Revenue Expenditures:

Salaries of Officers, Teachers and Employees.....	\$ 31,904.96
Current Expense.....	15,084.28
Repairs and Improvements.....	9,883.47
Farm Equipment.....	2,500.00
Buildings and Lands.....	5,973.75

Grand Total..... \$ 65,346.46

**NEW RIVER STATE SCHOOL—MONTGOMERY.**

257.—*Appropriation for Salaries of Teachers, Officers and Employees.*

C. H. Martin, president, salary 11 months.....	\$ 3,116.63
Elizabeth Stephenson, secretary, salary 8 + months.....	1,168.75
L. D. Judy, janitor, salary 11 months.....	1,320.00

Teachers:

H. W. Greisinger, salary 9 months.....	2,250.00
J. E. Gilmore, salary 9 months.....	2,160.00
John Hunlow, salary 9 months.....	1,620.00
Rena A. Blake, salary 9 months.....	1,440.00
J. R. Weaver, salary 9 months.....	1,170.00
J. W. Matheny, salary 9 months.....	1,440.00
Virginia Jackson, salary 9 months.....	1,440.00
Lola Willoughby, salary 9 months.....	1,440.00
Juliet Nutter, salary 9 months.....	1,260.00
Elizabeth Humphrey, salary 9 months.....	1,590.00
Eva Lassar, salary 7 months.....	240.00
Bessie Werner, salary 5 months.....	150.00
Russell Braham, salary 9 months.....	450.00
Mae Ollem, salary 8 months.....	400.00
Mamie Harris, salary 4 months.....	120.00
Mary Porter, salary 1 month.....	150.00

Helen G. Young, salary part month.....	20.00
Grace L. Hitchcock, salary 1 month.....	150.00
Gatewood Cameron, summer school.....	225.00
H. F. Nickolaus, salary 1 month.....	100.00
D. F. Sheets, abstractor, salary half month.....	100.00
<b>Total Salaries.....</b>	<b>\$ 23,520.38</b>

Wherever a part of the same class of expenditure is paid out of "State Fund, General Revenue," and a part out of "State Fund, Special Revenue," the total amount is included in above General Revenue classification.

Amount of above paid out of General Revenue.....	\$ 22,475.38
Amount of above paid out of Special Revenue.....	1,045.00
<b>Total.....</b>	<b>\$ 23,520.38</b>

258.—*Appropriation for Current General Expense, New River State School.*

Tables.....	\$ 105.00
Mattresses.....	258.00
Sheets and pillow cases.....	23.98
Quilts and Blankets.....	20.40
Window shades and curtains.....	72.95
Table china.....	63.81
Furniture.....	152.80
Library books.....	425.25
Blackboard supplies.....	188.47
Public exercise.....	49.61
Diplomas and certificates.....	32.34
Other advertising.....	104.90
Newspapers.....	97.90
Mechanical department.....	35.20
Domestic cooking utensils.....	11.06
Domestic sewing supplies.....	74.35
Football supplies.....	620.94
Baseball supplies.....	82.55
Other athletic expense.....	50.00
Laundry.....	5.59
Brooms.....	12.74
Other janitor supplies.....	33.25
Coal.....	246.30
Gas.....	522.83
Electricity.....	575.00
Water.....	129.21
Electric supplies.....	214.31
Plumbing supplies.....	95.26
Gas heaters.....	45.22
Copies of "Ahwanak".....	50.00
Postage.....	157.96
Telephone.....	174.17
Freight, express and drayage.....	512.24
Stationery.....	277.21
Office supplies.....	183.31
Mimeograph.....	200.00
Typewriter and typewriter supplies.....	619.25
Photo supplies.....	287.02
Premium on official bond (C. H. Martin).....	6.25
Blacksmithing.....	1.00
Farm tools.....	120.93
Oil, paint and varnish.....	266.22
Miscellaneous hardware.....	209.00
Music supplies.....	39.66
Laboratory equipment.....	1,300.52

Drugs and chemicals.....		141.36
Other laboratory supplies.....		10.94
Fertilizer.....		1.00
Labor:		
Robt. Arbaugh.....		10.50
C. Rogers.....		1.12
I. N. Wilson.....		12.50
G. M. Jackson.....		2.25
J. C. Barbour.....		15.00
Ed. Thomas.....		12.00
W. W. Thomas.....		7.00
Total Labor.....	\$	60.37
Traveling Expense:		
A. Soupart.....		35.58
D. F. Sheets.....		19.09
C. H. Martin.....		264.03
Total Traveling Expense.....	\$	318.70
Total.....	\$	9,286.33
Less advance allowance previous year re-		
turned.....	\$	100.00
Less freight and discount allowed.....		21.60
Net Total.....	\$	9,164.73

Wherever a part of the same class of expenditure is paid out of "State Fund, General Revenue," and grt out of "State Fund, Special Revenue," the total amount is included in above General Revenue classification.

Amount of above paid out of General Revenue.....	\$	5,137.46
Amount of above paid out of Special Revenue.....		4,027.27
Total.....	\$	9,164.73

The above traveling expense of C. H. Martin was incurred as follows:

Sept. 1920, Charleston.....	\$	3.28
Nov. 1920, Hinton and Mt. Hope.....		10.58
Nov. 1920, three trips to Charleston.....		11.27
Dec. 1920, Kingston, Page and Powellton.....		10.44
Dec. and Jan., three trips to Charleston.....		9.85
Jan. 1921, Oak Hill and Mt. Hope.....		6.03
Jan and Feb. 1921, two trips to Charleston.....		6.55
Feb. and Mar. 1921, Atlantic City.....		37.31
Feb. 1921, Hinton.....		3.55
Mar. 1921, Spencer.....		22.65
Mar., Apr. and May, 1921, six trips to Charleston...		21.80
May 1921, Hawk's Nest and Ansted.....		3.87
May, visiting high schools.....		15.21
May, Alderson.....		7.60
May and June, visiting various high schools.....		12.78
June, July, Aug. and Nov., Charleston, five trips.....		26.08
June, 1921, Divide, Hawk's Nest and Ansted.....		3.25
December, 1921, visiting high schools.....		24.17
February, 1922, visiting high schools.....		23.78
February, 1922, Charleston.....		4.00
Total.....	\$	264.03

259.—*Appropriation for Vocational and Physical Education, New River School.*

C. H. Martin, president, salary 1 month.....	\$	250.00
H. F. Nickolaus, teacher, salary 1 month.....		180.00

Lola Willoughby, teacher, salary 1 month.....	150.00
Helen G. Young, teacher, salary 1 month.....	130.00
Total.....	\$ 710.00
<b>260.—Appropriation for Repairs and Improvements, New River State School.</b>	
Lime and cement.....	\$ 654.58
Lumber.....	1,030.48
Advertising.....	2.40
Freight and drayage.....	325.79
Paint.....	265.91
Gordon Bros., plastering.....	2,119.88
Miscellaneous hardware.....	209.32
Sand and gravel.....	419.15
Blacksmithing.....	5.75
Electric supplies.....	43.33
Plumbing supplies.....	130.93
Radiators.....	37.50
<b>Labor:</b>	
Guy Oakes.....	48.00
E. D. Asbury.....	44.00
S. Stewart.....	193.87
Olie Saunders.....	76.36
Wilbur Slaughter.....	514.94
L. Hardy.....	363.50
J. Jackson.....	121.50
B. Matheson.....	34.50
V. Nutter.....	502.75
J. Eads.....	224.61
J. B. Buster.....	351.75
D. F. Martin.....	331.25
K. Martin.....	275.50
F. Ailaimo.....	90.00
Octave Lassar.....	769.10
J. E. Quisenbery.....	336.40
O. D. Huddleson.....	159.74
D. L. Huddleson.....	211.50
L. Perkins.....	33.18
James Jackson.....	120.00
John Ambler.....	104.00
E. A. Cooper.....	629.75
Will Wilkerson.....	94.60
Joe Lemmons.....	60.00
H. Brown.....	45.50
M. Guthrie.....	84.50
J. Winston.....	86.35
F. Updike.....	77.00
Tom Dotson.....	79.00
Walter Gallimore.....	114.37
C. Clabri.....	406.50
J. Como.....	195.00
A. Albesto.....	195.00
Spencer Stewart.....	67.00
Sundry services 27 persons each receiving less than \$25	213.96
Total Labor.....	\$ 7,254.98
Total.....	\$ 12,500.00
<b>261.—Appropriation for Buildings and Lands, New River State School.</b>	
Plumbing supplies.....	124.00
Kanawha Valley Lumber Co., builders' supplies.....	1,799.13
Miscellaneous hardware.....	21.49
Total.....	\$ 1,944.62

Recapitulation—General Revenue Expenditures:	
Salaries, Teachers, Officers and Employees.....	\$ 22,475.38
Current Expense.....	5,137.46
Repairs and Improvements.....	12,500.00
Vocational and Physical Education.....	710.00
Buildings and Lands.....	1,944.62
<hr/>	
Grand Total — New River State School— Montgomery.....	\$ 42,767.46

## MARSHALL COLLEGE.

262.—*Appropriation for Salaries of Teachers, Officers and Employees.*

Dr. F. R. Hamilton, president, salary 12 months....	\$ 6,000.00
Otta M. Fisher, dean of women, salary 12 months....	1,974.92
Ora Staats, registrar, salary 12 months.....	2,375.00
Louise Richardson, librarian, salary 3 + months....	590.33
Elizabeth Myers, librarian, salary 6 months.....	983.30
Ruth Gentles, librarian, salary 6 + months.....	975.00
Mary Morrison, librarian, salary 8 months.....	1,263.18
Nellie Davis, stenographer, salary 9 months.....	900.00
Mary Foley, stenographer, salary 1 + month.....	162.90
Kemper Shelton, coach, salary 5 months.....	1,250.00
Brent Smith, farmer, salary 12 months.....	1,096.67
Ruth M. Marlett, secretary, salary 9 months.....	1,575.00
Gertrude Gill, clerk, salary 3 + months.....	351.35
Teachers:	
Hannah M. Cundiff, salary 10 months.....	2,380.00
Anna L. DeNoon, salary 10 months.....	2,260.00
Chas. Derbyshire, salary 10 months.....	2,680.00
W. H. Franklin, salary 10 months.....	3,235.00
H. D. Groves, salary 10 months.....	2,870.00
Lillian Hackney, salary 10 months.....	2,870.00
C. E. Haworth, salary 10 months.....	3,480.00
C. E. Hedrick, salary 10 months.....	3,140.00
Clare Houser, salary 2 months.....	440.00
R. P. H'ron, salary 10 months.....	2,960.00
R. J. Largent, salary 10 months.....	3,140.00
Harriet Lyons, salary 10 months.....	2,685.00
E. E. Myers, salary 10 months.....	3,015.00
Lucy Prichard, salary 10 months.....	2,370.00
Selma Schneider, salary 1 month.....	160.00
J. B. Shouse, salary 12 months.....	4,310.00
Ruth Shackelford, salary 1 month.....	87.50
Elizabeth Stalnaker, salary 11 months.....	2,830.00
Olla Stevenson, salary 9 months.....	2,220.00
W. I. Utterback, salary 10 months.....	3,275.00
J. F. Marsh, extension work.....	75.00
Nellie M. Stevenson, salary 3 months.....	558.32
Florence Walker, salary 2 months.....	361.00
Nellie Campbell, salary 3 months.....	400.00
Esther Cundiff, salary 1 month.....	130.00
Florence Davis, salary 1 month.....	130.00
Lillian Isbell, salary 11 months.....	1,710.00
Carrie Keever, salary 7 months.....	980.00
Reba Klump, salary 1 month.....	100.00
Hattie Tudor, salary 10 months.....	1,480.00
Isabelle Wilson, salary 8 months.....	1,760.00
J. L. Hypes, salary 2 months.....	360.00
Marie Johnson, salary 2 part months.....	99.96
Edna Preston, salary 2 months.....	180.00
Sylvia Reil, salary 2 months.....	270.00
Lee A. Wolford, salary 9 months.....	2,700.00
G. R. Sutton, salary 8 + months.....	1,218.75

Wilma Spears, salary 10 months.....	2,055.00
Queenie M. Bilbo, salary 9 months.....	1,800.00
Virgil E. Heltzel, salary 9 months.....	2,025.00
Ada B. Johnson, salary 9 months.....	1,980.00
Martha E. Lewis, salary 9 months.....	1,800.00
Ida K. Fagan, salary 1 + months.....	245.00
Helen M. Russell, salary 9 months.....	1,800.00
Mildred Wright, salary 9 months.....	1,350.00
Leita E. Jones, salary 9 months.....	1,350.00
Virginia Lewis, salary 9 months.....	1,350.00
Geo. W. Goode, salary 9 months.....	1,350.00
Mandana Magge, salary 5 months.....	750.00
R. I. Roudebush, salary 6 + months.....	1,950.00
C. G. Campbell, salary 10 months.....	3,140.00
Anna B. Chafin, salary 2 months.....	210.00
Ethel Davis, salary 3 months.....	435.00
St. Elmo Fox, salary 10 months.....	1,380.00
Mildred MacGeorge, salary 1 month.....	200.00
Selma C. Johnson, salary 9 months.....	1,800.00
Clare E. Davis, salary 7 months.....	1,050.00
Jessie Stark, salary 1 month.....	340.86
Virginia Sutherland, salary 1 month.....	154.00
Vera Andrews, salary 10 months.....	2,250.00
Frances Burgess, salary 10 months.....	2,360.00
Student Assistants:	
Maude Sike, salary 1 month.....	8.40
Julian Cobb, salary 1 month.....	25.00
Carrie Coffman, salary 10 months.....	452.50
Gladys Hastings, salary 10 months.....	470.00
J. L. Patterson, salary 9 months.....	225.00
Isaac Pitzemberger.....	25.00
Erville Sowards.....	25.00
Virgil Shepherd.....	15.00
A. E. Stoddard, 2 months.....	60.00
Goldie Varney, salary 10 months.....	127.50
Ruth Woodson, 8 months.....	300.00
Clyde Bonar, 9 months.....	135.00
Alonzo Huffman, 9 months.....	225.00
Mildred McDaniel, 1 month.....	25.00
Louise Leadbetter, 6 months.....	75.00
Mae Travis, 4 months.....	70.82
Catherine Williams, 3 months.....	75.00
Raymond Potter, 2 months.....	40.00
Wirt Hatfield, 1 month.....	25.00
Janitors:	
R. H. Black, salary 12 months.....	1,790.00
Millie Gerren, salary 12 months.....	835.00
M. C. Gartin, salary 12 months.....	1,495.00
Anna Long, salary 12 months.....	835.00
Esther Morris, salary 12 months.....	765.00
E. M. Scott, salary 12 months.....	1,380.00
C. B. Stewart, salary 11 months.....	1,650.00
Margaret Darst, salary 8 + months.....	412.50
John Dolby, salary 1 month.....	85.00
Total Salaries.....	\$ 127,194.76
Wherever a part of the same class of expenditure is paid out of "State Fund, General Revenue," and part out of "State Fund, Special Revenue," the total amount is included in above General Revenue classification.	
Amount of above paid out of General Revenue.....	\$ 114,714.90
Amount of above paid out of Special Revenue.....	12,479.86
Total.....	\$ 127,194.76



263.—*Appropriation for Current General Expense, Marshall College.*

Desks.....	\$ 827.21
Chairs.....	1,349.59
Tables.....	494.45
Other furniture.....	363.42
Carpets and rugs.....	711.50
Window shades and curtains.....	105.69
Safe.....	220.00
Transfers of Funds:	
From Music Fees to Boarding House.....	36.00
From Enrollment and Tuition to Athletic Gate Receipts.....	30.15
From Enrollment and Tuition to Model School Fund.....	1,730.00
Library books.....	189.71
Maps.....	13.67
Model school supplies.....	382.83
Public exercise (including presentation of "Page- ant").....	1,199.72
Diplomas and certificates.....	63.32
Bulletins and programs.....	984.49
Other advertising.....	257.34
Newspapers.....	16.50
Magazines.....	113.20
Domestic cooking material.....	377.12
Domestic cooking utensils.....	10.85
Domestic sewing supplies.....	172.72
Domestic canning supplies.....	32.25
Football traveling expense.....	1,019.75
Baseball traveling expense.....	117.08
Basketball traveling expense.....	675.77
Football supplies.....	1,061.14
Baseball supplies.....	228.22
Basketball supplies.....	75.07
Guarantees for games.....	1,267.80
Other athletic expense.....	1,303.48
Expense Louisville team.....	455.20
Blue prints, Physical Education Building.....	3.75
Refund tuition.....	117.50
Medical attendance.....	383.50
Lockers.....	2,117.63
Steel shutters.....	142.00
Laundry.....	38.18
Gold Dust.....	15.00
Other cleansers.....	87.47
Brooms.....	37.10
Maps and brushes.....	50.61
Toilet paper.....	167.35
Disinfectants.....	2.00
Towels.....	258.30
Other janitor supplies.....	280.97
Gas.....	3,268.13
Electricity.....	2,737.12
Gasoline.....	49.16
Lubricating oil.....	6.88
Water.....	794.17
Ice.....	6.00
Gas supplies.....	1.12
Electric supplies.....	625.16
Plumbing supplies.....	26.23
Copies of Parthenon.....	201.00
Postage.....	750.69
Telephone.....	678.10

Telegraph.....	104.71
Freight, express and drayage.....	1,255.82
Stationery.....	1,756.21
Typewriters and supplies.....	1,244.00
Office supplies.....	578.62
Office furniture.....	636.28
Photo supplies.....	107.39
Premium on official bond (Hamilton).....	12.50
Engine-room repairs.....	63.84
Blacksmithing.....	17.95
Farm tools.....	33.55
Other farm supplies.....	151.88
Auto supplies.....	74.57
Paint, oil and varnish.....	111.88
Miscellaneous hardware.....	654.69
Educational tests and measurements.....	60.00
Rent of garage.....	150.00
Association dues:	
American Council of Education.....	3.00
National Educational.....	10.00
Musical instruments.....	9.47
Music supplies.....	432.52
Laboratory equipment.....	3,836.97
Drugs and chemicals.....	239.34
Other laboratory supplies.....	2.50
Spray supplies.....	17.70
Fertilizer.....	39.70
Seeds.....	102.00
Plants and trees.....	100.52
Poultry food and supplies.....	90.43
Taxi to farm.....	11.50
Chop or middlings.....	75.08
Other feed.....	19.18
Compensation:	
J. L. Patterson.....	52.50
Geo. Kincaid.....	27.30
W. J. Nash.....	134.10
D. P. Damron.....	251.10
Sam Leonard.....	179.32
E. F. Spencer.....	86.40
C. Wiseman.....	255.00
J. Dolby.....	175.50
L. Terry.....	43.35
Sam Simons.....	27.15
Sundry services 25 persons each receiving less than \$25	356.98
Total Labor.....	\$ 1,588.70
Traveling Expense:	
F. R. Hamilton.....	213.46
Vera Andrew.....	11.62
D. F. Sheets.....	23.34
J. B. Shouse.....	394.66
C. E. Haworth.....	9.11
Queenie M. Bilbo.....	19.10
Elizabeth Stalnaker.....	102.73
Wilma C. Spears.....	16.61
Lucille B. Pummell.....	20.00
A. Soupart.....	117.79
C. E. Derbyshire.....	8.96
R. E. Potter.....	20.00
Martha Lewis.....	23.12
Christian Post.....	23.02
Hannah M. Cundiff.....	32.44
Helen H. Russell.....	23.12

E. E. Myers.....		20.00
Isabel Wilson.....		46.90
Total Traveling Expense.....	\$ 1,125.98	
Total.....		\$ 43,448.84
Less advance allowance former year re- turned.....	\$ 800.00	
Less discount and freight deducted.....	132.19	932.19
Net Total.....	\$	42,516.65

Wherever a part of the same class of expenditure is paid out of "State Fund, General Revenue," and part out of "State Fund, Special Revenue," the total amount is included in above General Revenue classification.

Amount of above paid out of General Revenue.....	\$	26,843.24
Amount of above paid out of Special Revenue.....		15,673.41
Total.....	\$	41,516.65

The above traveling expense of F. R. Hamilton was incurred as follows:

May 1921, Parkersburg.....	\$	15.61
May and June, 1921, three trips to Charleston.....		38.48
November, Fairmont.....		40.69
January 1922, two trips to Charleston.....		17.32
March 1922, two trips to Charleston.....		13.77
February and March, 1922, Chicago.....		36.29
May 1922, Parkersburg.....		12.87
May 1922, Charleston.....		23.76
May 1922, Parkersburg.....		13.67
Total.....	\$	213.46

264.—*Appropriation for Books and Library Equipment, Marshall College.*  
Books and periodicals..... \$ 4,439.20  
Transfer to current expense..... 22.75

Total..... \$ 4,461.95

265.—*Appropriation for Vocational Education, Marshall College.*  
Anna B. Chafin, physical director, salary 1 month... \$ 150.00  
H. L. Cramer, athletic director, salary 1 month..... 260.00  
Brent Smith, farmer, salary 1 month..... 91.66

Total..... \$ 501.66

266.—*Appropriation for Repairs and Improvements, Marshall College.*  
Chas. H. Hagan & Co., contract plumbing..... \$ 1,739.87  
Building chimney and installing heater..... 470.00  
G. W. Gibson, contract concrete walk..... 648.92  
Bockway Plumbing & Supply Co., contract plumbing..... 5,737.03  
West Virginia Decorating Co., decorating room..... 610.90  
Morgan Lumber Co., builders' supplies..... 98.57  
Steel Lockers..... 716.44  
Engine-room repairs..... 301.02  
Leavitt Manufacturing Co., bleachers..... 552.50  
Fencing..... 2,270.12  
Linoleum..... 428.76  
Fire extinguishers..... 578.55  
Fire hose..... 146.75  
Plate glass..... 25.34  
Paint..... 1,581.43

Lumber.....	720.84
Windows.....	51.18
Plumbing supplies.....	608.10
Awnings.....	25.70
Lime and cement.....	585.03
Sand and gravel.....	138.00
Miscellaneous hardware.....	257.11
Hauling.....	1,121.82
Electric supplies.....	277.32
Seed.....	8.00
Heater supplies.....	81.60
Surveying land.....	10.00
Labor and Compensation:	
S. Lane.....	321.00
A. Lane.....	295.00
M. Lane.....	216.00
L. Odell.....	163.00
C. Bonar.....	301.38
C. Adams.....	1,016.55
John Dolby.....	787.80
B. Zerkle.....	24.00
Tom Ball.....	13.00
M. J. Bayles.....	13.00
E. A. Reynolds.....	647.50
C. Wiseman.....	56.70
Velma Lane.....	110.00
B. Lane.....	144.00
H. Adams.....	198.45
Morton McClure.....	24.00
E. F. Damron.....	185.25
H. Damron.....	111.00
Margaret Darst.....	32.00
J. Ullom.....	192.00
J. W. Nash.....	328.80
L. E. Bell.....	27.00
C. P. Donovan.....	96.05
D. P. Damron.....	712.80
E. F. Shaver.....	25.20
Walter Mills.....	3.60
E. F. Shaw.....	7.20
B. Lemley.....	7.20
Sam Leonard.....	70.63
H. W. Ferguson.....	22.50
Total Labor.....	\$ 6,152.61
Traveling Expense:	
A. Soupart.....	32.00
W. H. Franklin.....	24.42
Total Traveling Expense.....	\$ 56.42
Total Repairs and Improvements.....	\$ 25,999.93

267.—*Appropriation for Buildings and Lands, Physical Education Building, Marshall College.*

W. McNulty & Co., contract, Physical Education Building.....	\$ 5,128.63
Bockway Plumbing Co., contract plumbing.....	31,278.84
J. W. Taylor, contract, Physical Education Bldg. ....	2,515.30
H. Rus Warne, architect, plans and specifications....	1,198.92
B. G. Conrath, contract airoilite door panels.....	320.00
Joseph Pasquala, contract, tile and concrete.....	744.75
Eureka Supply Co., window and door guards.....	401.54
Roanoke Iron and Bridge Works, stairway.....	546.00

Morgan Lumber Co., builders' supplies.....	21.58
Plumbing supplies.....	153.82
Advertising.....	28.64
Lumber.....	543.34
Brick.....	54.00
Miscellaneous hardware.....	122.34
Lime and cement.....	368.14
Leavitt Manufacturing Co., knock-down bleachers... ..	1,142.42
Sand.....	4.50
Paint.....	585.56
Wire guards.....	316.78
Plate glass.....	19.80
Narragansett Machine Co., equipment for building... ..	879.16
Labor:	
W. J. Nash.....	510.50
J. L. Turner.....	91.00
W. A. Via.....	429.00
D. P. Damron.....	309.05
C. Adams.....	75.60
John Dolby.....	64.50
Sam Leonard.....	35.10
L. H. Bell.....	97.20
J. F. Marshall.....	59.40
H. L. Young.....	5.40
W. H. Ferguson.....	5.40
E. S. Shaver.....	5.40
Joe Wiley.....	5.40
Carl Williams.....	14.40
Total Labor.....	\$ 1,707.35
Traveling Expense:	
A. Soupart.....	379.88
Total Physical Education Building.....	\$ 48,461.29

Wherever a part of the same class of expenditure is paid out of "State Fund, General Revenue," and part out of "State Fund, Special Revenue," the total amount is included in above General Revenue classification.

Amount of above paid out of General Revenue.....	\$ 35,000.00
Amount of above paid out of Special Revenue.....	13,461.29
Total.....	\$ 48,461.29

268.—*Appropriation for Buildings and Land, Marshall College.*

D. F. Sheets, abstracting.....	\$ 600.00
Traveling expense.....	84.11
F. R. Hamilton, advance allowance.....	1,500.00
Total.....	\$ 2,184.11

Recapitulation—General Revenue Expenditures:

Salaries of Teachers, Officers and Employees.....	\$ 114,714.90
Current Expenses.....	26,843.24
Repairs and Improvements.....	25,999.93
Buildings and Land, Physical Education Building... ..	35,000.00
Building and Lands.....	2,184.11
Books and Library Equipment.....	4,461.95
Vocational Education.....	501.66

Grand Total—Marshall College..... \$ 209,705.79

## CONCORD NORMAL SCHOOL.

269.— <i>Appropriation for Salaries of Teachers, Officers and Employees.</i>	
C. C. Rossey, president, salary 12 months.....	\$ 4,183.33
Lois Henderson, secretary-treasurer, salary 12 months	1,550.00
Ethel Dean, secretary-treasurer, salary 12 months....	1,050.00
Mrs. E. E. McComas, preceptress, salary 9 months...	900.00
Mrs. W. B. Williams, matron, salary 2 months.....	280.00
W. B. Caldwell, janitor, salary 12 months.....	1,420.80
Teachers:	
Fred A. Forster, salary 10 months.....	3,210.00
Jessie Acker, salary 2 months.....	300.00
Virginia Baker, salary 2 months.....	300.00
Virgil A. Bailey, salary part month.....	60.00
Ida M. Edwards, salary 10 months.....	570.00
R. S. Gatherum, salary 12 months.....	3,210.00
Queenie Garvin, salary 2 part months.....	100.00
T. G. Little, salary 2 months.....	195.00
Laura McKenzie, salary 2 months.....	400.00
S. L. McGraw, salary 2 part months.....	60.00
R. L. Meryweather, salary 1 month.....	400.00
Lelia S. Nelson, salary 1 month.....	400.00
G. S. Pierce, salary 11 months.....	3,210.00
Elizabeth Rucker, salary 2 months.....	350.00
Laura Sarvay, salary 11 months.....	2,365.00
Ora Peters, salary 11 months.....	1,665.00
S. A. Rich, salary 9 months.....	1,755.00
Ben. Ingalls, salary 9 months.....	1,755.00
Cuba Morgan, salary 9 months.....	1,770.00
Wilford McCutcheon, salary part month.....	62.50
Marion Dargon, salary 10 months.....	2,750.00
S. A. Steger, salary 9 months.....	2,280.00
L. E. Vandergalm, salary 10 months.....	3,180.00
Elizabeth Zimand, salary 4 months.....	1,080.00
Joanna T. Gallagher, salary 4 months.....	780.00
W. M. Buckley, salary 4 part months.....	180.00
Hazel Brown, salary 1 month.....	90.00
W. H. Brown, salary 1 month.....	230.00
D. S. Crockett, salary 1 month.....	108.04
Marion Struthers, salary 1 month.....	200.00
Model School Teachers:	
T. A. Cook, salary 10 months.....	1,297.50
Ruth Graybeal, salary 1 month.....	50.00
Gertrude Pettry, salary 1 month.....	80.00
Mrs. J. M. England, salary 9 months.....	525.00
Marion Nelson, salary 9 months.....	360.00
Anna Peters, salary 9 months.....	360.00
Mrs. Ruth Trail, salary 9 months.....	547.50
Edna Perkins, salary 9 months.....	360.00
Mary Dickinson, salary 9 months.....	360.00
A. B. Kissinger, salary 9 months.....	180.00
Bess Shannon, salary 10 months.....	455.00
Mrs. P. Cooper, salary 1 month.....	147.50
Beulah Caldwell, salary 1 month.....	25.00
Joe Daugherty, salary 1 month.....	32.50
Mary Repair, salary 1 month.....	50.00
Refund Summer School Fees.....	1,500.00
Refund Model School Fees.....	740.44
Total Salaries.....	\$ 49,470.11

Wherever a part of the same class of expenditure is paid out of "State Fund, General Revenue," and part out of "State Fund, Special Revenue," the total amount is included in above General Revenue classification.

Amount of above paid out of General Revenue.....	\$	43,563.32
Amount of above paid out of Special Revenue.....		5,906.79

Total.....	\$	49,470.11
------------	----	-----------

270.—*Appropriation for Current General Expenses, Concord Normal School.*

Chairs and Tables.....	\$	18.97
Mirrors.....		11.76
Other furniture.....		77.78
Carpets and rugs.....		18.80
Window shades and curtains.....		49.87
Table linen.....		35.97
Pillow Cases.....		31.80
Transfer from Laboratory Fees to Enrollment and Tuition Fees.....		13.11
Library books.....		812.10
Maps.....		35.00
Model school supplies.....		300.82
Blackboard supplies.....		15.04
Public exercise.....		68.19
Diplomas and certificates.....		26.50
Programs.....		76.50
Refund tuition and other fees.....		55.50
Catalogues and bulletins.....		812.59
Other advertising.....		478.43
Newspapers.....		12.25
Magazines.....		157.99
Domestic cooking material.....		135.69
Domestic cooking utensils.....		335.91
Domestic sewing supplies.....		89.48
Copies of Argos (school paper).....		209.00
Athletic Expense:		
Football traveling expense.....		22.75
Football supplies.....		658.74
Baseball supplies.....		218.59
Basketball supplies.....		104.75
Guarantee for games.....		430.03
Other athletic expense.....		101.77
Laundry.....		100.75
Brooms.....		13.71
Mops and brushes.....		10.78
Toilet paper.....		43.80
Other janitor supplies.....		108.41
Coal.....	1,655.49	
Electricity.....		600.94
Gasoline.....		460.88
Lubricating oil.....		106.27
Electric supplies.....		314.63
Plumbing for heating system.....		391.55
Postage.....		139.47
Telephone.....		146.97
Telegraph.....		19.16
Freight and express.....		545.56
Hauling.....		404.43
Stationery.....		535.39
Office supplies.....		548.54
Typewriters and supplies.....		240.44
Office furniture.....		232.42
Photo supplies.....		137.33
Premium on official bond (C. C. Rossey).....		6.25
Auto supplies.....		19.59
Oil, paint and varnish.....		37.79
Miscellaneous hardware.....		146.78

Musical instruments.....	776.66
Music supplies.....	4.17
Laboratory equipment.....	320.90
Drugs and chemicals.....	228.74
Compensation:	
T. A. Cook.....	51.00
Mrs. L. B. Martin.....	104.39
Mattie Bowling.....	146.00
W. L. Williams.....	14.40
D. L. Thompson.....	30.00
W. R. Kegley.....	31.83
Ethel Dean.....	10.00
Elma Scheff.....	40.35
J. H. Graham.....	40.00
Ray Grimm.....	30.00
Mrs. B. Cobern.....	14.50
S. Martin.....	4.20
J. J. Martin.....	4.20
M. Bird.....	4.20
Total Labor.....	\$ 525.07
Traveling Expense:	
Mabel Carney.....	137.28
Mattie Small.....	49.06
F. A. Forster.....	56.34
G. S. Pierce.....	186.69
M. Dargon.....	43.90
R. S. Gatherum.....	56.88
C. T. Kelley.....	4.50
L. E. Vanderzalm.....	158.98
S. A. Steger.....	4.75
S. G. Rich.....	13.53
Ben Ingalls.....	43.41
D. F. Sheets.....	64.73
C. W. Grimm.....	29.09
Cuba Morgan.....	86.73
C. C. Rossey.....	718.74
Total Traveling Expense.....	\$ 1,654.61
Total.....	\$ 15,893.16
Less freight and discount deducted.....	27.85
Net Total.....	\$ 15,865.31

Wherever a part of the same class of expenditure is paid out of "State Fund, General Revenue," and part out of "State Fund, Special Revenue," the total amount is included in above General Revenue classification.

Amount of above paid out of General Revenue.....	\$ 12,358.93
Amount of above paid out of Special Revenue.....	3,506.38
Total.....	\$ 15,865.31

The above traveling expense of C. C. Rossey was incurred as follows:

June 1921, Bluefield, Princeton, Welch and other towns visiting prospective students.....	\$ 83.27
August and September, 1921, Gap Mills, Ronceverte, White Sulphur Springs, Lewisburg, Renick, Williamsburg and Princeton.....	64.15
September, Mingo and McDowell counties.....	18.98
October 1921, visiting schools in Mercer County.....	63.55
November, Charleston.....	19.80
November, Fairmont.....	27.46
November, Bluefield.....	7.60



November, Charleston.....	32.00
November and December, 1921, Matoaka, Bluefield, Mont Calm and Princeton.....	44.45
December 1921 and January 1922, two trips to Charleston.....	72.80
January 1922, Charleston and schools in Mercer County.....	54.49
January 1922, visiting Superintendents in Mercer and Mingo Counties.....	27.21
January 1922, Charleston.....	28.60
February and March, 1922, Chicago, Ill.....	50.73
March 1922, visiting rural schools.....	69.20
May 1922, Peterstown.....	3.00
June, two trips to Bluefield and visiting various high schools.....	51.45
<b>Total.....</b>	<b>\$ 718.74</b>
<b>271.—Appropriation for Repairs and Improvements, Concord Normal School.</b>	
Virginia Supply Co., builders' supplies.....	\$ 221.30
Jacob Huether, builders' supplies.....	678.81
Wysong & Jones, architects.....	1,000.00
F. C. Welch Company, heating contract.....	1,367.36
Paint.....	545.34
Miscellaneous hardware.....	76.58
Hauling.....	188.50
Plumbing supplies.....	110.62
Lumber.....	130.17
Supplies for heating system.....	110.45
Auto supplies.....	30.80
Electric supplies.....	19.76
Coal.....	107.35
Freight.....	77.87
Tables.....	713.88
Janitor supplies.....	41.74
Chairs.....	629.52
Plate glass.....	42.54
Dynamite.....	13.50
Swings.....	52.00
Seeds.....	52.90
Roofing.....	229.00
<b>Labor and Compensation:</b>	
Doc Oxley.....	408.66
J. W. Wirtz.....	281.33
Ed. Wirtz.....	362.67
J. B. Powell.....	319.31
J. F. Brown.....	236.79
W. R. Kegley.....	270.32
F. Wiley.....	49.20
G. W. Barber.....	70.67
H. Martin.....	33.60
G. W. Price.....	70.67
R. Wiley.....	18.40
D. B. Wagner.....	143.00
R. White.....	35.60
H. Wiley.....	40.80
C. Bird.....	343.96
Greeley White.....	126.90
J. W. Powell.....	47.40
H. Alvis.....	37.20
J. E. Ritter.....	193.16
G. M. Bird.....	84.00
G. Brooks.....	54.75

O. L. Martin.....	74.40
C. Morgan.....	54.75
G. Beckett.....	75.75
W. Cook.....	88.99
L. Wiley.....	40.80
R. Cobern.....	29.20
T. Beckett.....	46.80
E. Pennington.....	57.30
W. R. Oxley.....	160.50
M. Wiley.....	81.20
W. W. Lilly.....	101.06
J. A. Rowland.....	39.75
J. G. Earls.....	88.80
J. J. Martin.....	62.10
Joe Glover.....	219.45
M. Glover.....	159.95
C. W. Grimm.....	235.33
S. Grimm.....	99.00
Ray Grimm.....	146.66
J. P. Easley.....	50.70
Gilmer White.....	75.90
John Martin.....	39.60
J. W. Robinette, Supt. of Building.....	200.00
L. Dove.....	72.90
Quincy White.....	29.70
John Bird.....	27.00
T. R. Grimm.....	87.33
Fred Wiley.....	31.20
Geo. Thompson.....	65.25
Sundry compensation 16 persons each receiving less than \$25.00.....	226.10
Total Compensation.....	\$ 5,995.86
Traveling Expense:	
A. Soupart.....	31.00
Joe Thomas.....	33.15
Total Traveling Expense.....	\$ 64.15
Total.....	\$ 12,500.00

272.—*Appropriations for Buildings and Lands and Girl's Dormitory, Concord Normal School.*

Wysong & Jones, architects.....	\$ 3,200.00
W. A. Wilson & Sons, contract, Girls' Dormitory....	8,174.37
Moore & Roach, contract brick and concrete work..	5,060.36
McDowell Engineering and Construction Co., contract masonry.....	1,245.71
Ingalls Stone Co., contract stone.....	400.00
E. W. Morris, contract lathing and plastering.....	6,907.28
Warner Elevator Co., contract elevator.....	360.00
Penn Hardware Co., contract hardware for dormitory	1,066.67
Acme Asbestos and Covering Supply Co., floor and stairs.....	3,166.24
Woodrum Tinning and Roofing Co., roofing.....	2,178.00
Fairmont Wall Plaster Co., plaster.....	2,256.80
Virginia Supply Co., builders' supplies.....	2,126.08
Jas. J. Wiler & Sons Co., ornamental and miscellaneous iron work.....	6,241.69
Re-enforcing steel.....	362.68
F. C. Welch Co., contract heating and plumbing....	13,877.39
Hughes, Bird & Bogges, hauling.....	2,450.53
McConnell Construction Co., laying brick.....	239.70
Burgess Electric Co., electric work.....	900.00

Georgia Lumber Co., lumber.....	1,630.91
Ritter Lumber Co., lumber.....	424.10
Morgan Lumber Co., lumber.....	346.92
Charleston Lumber Co., lumber.....	2,539.75
Brown Bros. Lumber Co., lumber.....	350.04
Babcock Lumber Co., lumber.....	2,051.56
Other lumber.....	1,049.69
Whitacre Gree Fire-proofing Co., tile.....	2,407.10
J. W. Robinette, Supt. of Construction.....	1,810.30
D. F. Sheets, abstractor.....	100.00
Mercer Motor Co., grading and hauling.....	150.00
Noyes, Thomas Co., rugs.....	1,388.66
Pittsburgh Plate Glass Co., mirrors.....	204.08
Home Furnishing Co., (Clarksburg), chairs.....	903.82
Woodrum Home Outfitting Co., chiffoniers.....	1,198.78
The Specialty Mattress Co., mattresses.....	877.50
Union Bed Spring Co., beds.....	1,485.00
Kitchen equipment.....	89.45
Table silver.....	443.90
Table china.....	292.35
Window shades.....	410.62
Dressers.....	1,254.89
Roofing.....	1,747.08
Brick.....	3,450.52
Lime and limestone.....	1,056.85
Sand.....	479.76
Cement.....	1,298.93
Hauling.....	659.38
Freight.....	4,098.40
Miscellaneous hardware.....	1,037.40
Locust posts.....	30.00
Plumbing supplies.....	308.09
Electric supplies.....	231.75
Advertising.....	15.75
Paint.....	1,490.71
Boiler.....	492.00
Drilling and equipping well.....	531.68
Expense of taking motor truck to Charleston.....	83.12
Supplies for heating system.....	11.52
Floor scrapers.....	44.50
Auto supplies.....	31.90
Wagon.....	15.00
Fertilizer.....	35.88
Coal.....	427.93
Doors and windows.....	59.90
Sash pulleys.....	76.95
Lettering doors.....	97.35
Labor:	
W. B. Cook.....	642.05
A. Caperton.....	62.50
J. B. Powell.....	725.31
G. W. Grimm.....	49.33
W. R. Oxley.....	497.40
J. E. Ritter.....	342.07
G. W. Barber.....	751.55
G. W. Price.....	738.33
W. H. Houston.....	625.80
J. W. Thompson.....	569.30
Doc Oxley.....	283.65
C. W. Grimm.....	226.99
J. J. Martin.....	674.60
J. A. Rowland.....	423.75
L. Dove.....	510.70

W. R. Kegley.....	746.80
C. Bird.....	1,072.22
D. B. Wagner.....	669.15
M. Bird.....	240.50
A. Blanchard.....	134.66
J. Wirtz.....	36.00
J. M. Thaxton.....	108.00
R. M. Hobbs.....	234.00
J. C. Underwood.....	63.33
D. Lytton.....	21.20
Ed. Wirtz.....	186.53
James Smith.....	40.40
Ernest Martin.....	39.40
Quincy White.....	372.80
Greeley White.....	426.60
Wade Dunn.....	199.20
J. V. Davis.....	207.19
P. C. Brickhouse.....	167.94
Gilmer White.....	251.80
N. A. Boggess.....	88.50
J. H. McManaway.....	14.40
L. E. Padgett.....	430.12
C. H. Yeakley.....	282.94
W. W. Lilly.....	499.66
L. Brammer.....	92.40
E. Pennington.....	43.60
H. Alvis.....	204.50
Fred Wiley.....	35.40
L. Wiley.....	103.60
H. Wiley.....	110.40
M. Wiley.....	110.40
H. Martin.....	102.00
O. L. Martin.....	114.70
E. Martin.....	20.00
R. Cobern.....	101.40
W. Barrett.....	165.80
J. H. Martin.....	43.20
E. Dove.....	91.20
A. L. Holdren.....	119.20
Geo. Struthers.....	382.05
W. B. Caldwell.....	200.00
G. W. Bird.....	63.00
John Martin.....	38.00
Jean Martin.....	107.90
Tom Beckett.....	31.10
M. A. Magann.....	261.44
B. M. Thaxton.....	140.67
Jas. Glover.....	575.05
Joe Glover.....	679.32
M. Glover.....	586.95
W. R. Wood.....	307.12
F. C. Jenkins.....	204.75
C. W. Deck.....	126.00
J. A. Dudley.....	204.75
J. E. Early.....	118.50
J. W. Tucker.....	186.97
W. R. Wilson.....	192.60
C. E. Wilson.....	84.00
H. E. Yost.....	113.24
R. B. Broils.....	105.70
John Wall.....	105.70
J. F. Brown.....	178.50
G. B. Beckett.....	150.10

G. W. Price.....	30.00
J. G. Earls.....	137.70
J. W. Powell.....	185.33
Geo. Campbell.....	64.50
J. P. Easley.....	29.70
G. Pennington.....	37.00
S. Grimm.....	90.00
T. R. Grimm.....	53.99
C. A. Grimm.....	112.00
Claude Martin.....	72.00
Sundry compensation 18 persons each receiving less than \$25.00.....	220.18
Total Labor.....	\$21,290.28
Traveling Expense:	
C. C. Rossey.....	41.09
A. Soupart.....	804.37
Total Traveling Expense.....	\$ 845.46
Total.....	\$ 121,571.01
Amount of above paid of appropriations for Buildings and Lands.....	\$ 76,571.01
Amount of above paid out of appropriation to complete Girls' Dormitory.....	45,000.00
Total.....	\$ 121,571.01
Recapitulation—General Revenue Expenditures:	
Salaries of Teachers, Officers and Employees.....	\$ 43,563.32
Current Expense.....	12,358.93
Repairs and Improvements.....	12,500.00
Buildings and Land.....	76,571.01
To complete Girls' Dormitory.....	45,000.00
Grand Total—Concord Normal School.....	\$ 189,993.26

#### FAIRMONT NORMAL SCHOOL.

##### 273.—Appropriation for Salaries of Teachers, Officers and Employees.

Joseph Rosier, president, salary 12 months.....	\$ 5,100.00
Jane Ashcraft, secretary, salary 12 months.....	1,394.92
Blanche Price, secretary, salary 1 month.....	116.16
Dorcas Prichard, Dean of Women, salary 10 months.....	2,480.00
E. F. McKinney, librarian, salary 12 months.....	1,919.09
Susan Gibson, librarian, salary part month.....	15.00
Harriet Groves, librarian, salary part month.....	25.00
Lucile Gundlach, librarian salary 8 months.....	200.00
H. C. Toothman, athletic director, salary 10 months.....	1,220.00
M. C. Johnson, engineer, salary 12 months.....	1,650.00
Alfred Audin, janitor, salary 12 months.....	1,320.00
Teachers:	
Walter Barnes, salary 11 months.....	3,628.25
Laura E. Briggs, salary 11 months.....	2,205.00
Virginia Gaskill, salary 11 months.....	2,205.00
Frances Dowd, salary 1 month.....	165.00
Jessie Ice, salary 1 month.....	195.00
Laura F. Lewis, salary 11 months.....	2,410.00
E. L. Lively, salary 11 months.....	3,101.18
E. E. Mercer, salary 10 months.....	2,000.00
N. R. C. Morrow, salary 10 months.....	2,070.00
Violet Noland, salary 1 month.....	460.00
H. F. Rodgers, salary 10 months.....	2,720.00
Francis Shreve, salary 11 months.....	3,019.16

M. K. Turner, salary 1 month.....	240.00
Rachel Toivenen, salary 10 months.....	1,880.00
F. S. White, salary 10 months.....	2,428.12
I. O. Ash, salary 2 months.....	320.00
Sadie Shaw, salary part month.....	40.00
Blanche Gibson, salary 10 + months.....	2,030.00
K. E. Beltzhoover, salary 9 months.....	450.00
Dorcas Prichard, salary 2 months.....	320.00
Eva D. Complin, salary 8 + months.....	1,220.00
Maude Hull, salary 9 months.....	1,800.00
Ethel Ice, salary 9 months.....	1,890.00
Irene Osborne, salary 9 months.....	1,530.00
Lillian Compton, salary 1 month.....	150.00
Otis Milam, salary part month.....	50.00
Training School Teachers:	
Evelyn Prickett, 9 months.....	599.94
Beryl Morgan, 9 months.....	533.25
Florence White, 9 months.....	533.25
Carolyn Barnes, 9 months.....	533.25
Louise Leonard, 9 months.....	533.25
F. Willard Clayton, 9 months.....	533.25
Ida Orr, 9 months.....	533.25
Agnes Irwin, 9 months.....	533.25
Willa Leonard, 9 months.....	533.25
Total Salaries.....	\$ 58,832.82

Wherever a part of the same class of expenditure is paid out of "State Fund, General Revenue," and part out of "State Fund, Special Revenue," the total amount is included in above General Revenue classification.

Amount of above paid out of General Revenue.....	\$ 54,996.28
Amount of above paid out of Special Revenue.....	3,836.54
Net Total.....	\$ 58,832.82

274.—*Appropriation for Current General Expense, Fairmont Normal School.*

Transfer from Enrollment and Tuition Fees to Athletic Fees.....	\$ 150.00
Library books.....	1,029.91
Model school supplies.....	57.01
Blackboard supplies.....	12.16
Public exercise.....	496.89
Diplomas and certificates.....	66.95
Catalogues and bulletins.....	585.80
Other advertising.....	202.43
Newspapers.....	29.50
Magazines.....	179.90
Domestic cooking material.....	266.77
Domestic cooking utensils.....	23.94
Domestic sewing supplies.....	153.22
Baseball traveling expense.....	58.00
Basketball traveling expense.....	245.89
Football supplies.....	708.23
Baseball supplies.....	443.89
Basketball supplies.....	208.46
Guarantees for games.....	969.60
Other athletic expense.....	813.37
Medical attendance.....	75.00
Laundry.....	87.40
Toilet soap.....	5.00
Gold Dust.....	8.00
Brooms.....	5.00

Mops and brushes.....	19.20
Toilet paper.....	29.20
Mower.....	55.45
Other janitor supplies.....	200.52
Gas.....	2,080.84
Electricity.....	449.79
Illuminating oil.....	1.25
Water.....	298.73
Ice.....	166.28
Electric supplies.....	139.15
Plumbing supplies.....	29.48
Postage.....	330.00
Telephone.....	271.43
Freight and express.....	79.84
Stationery.....	810.54
Office supplies.....	668.42
Typewriter supplies.....	89.10
Educational tests and measurements.....	36.33
Photo supplies.....	217.58
Premium on official bond (Rosier).....	7.50
Engine-room supplies.....	23.69
Paint, oil and varnish.....	1.95
Miscellaneous hardware.....	130.56
Music supplies.....	61.85
Laboratory equipment.....	128.83
Drugs and chemicals.....	75.53
Other laboratory supplies.....	2.07
Fertilizer.....	23.92
Seeds.....	21.00
Compensation:	
Susan Gibson.....	15.00
Peter Andrew.....	10.50
E. L. Lively.....	864.70
A. Audin.....	10.00
W. B. Owen.....	30.00
Total Labor.....	\$ 930.20
Traveling Expense:	
E. L. Lively.....	120.12
Blanche Gibson.....	2.80
Gertrude Cunningham.....	5.00
Francis Shreve.....	13.78
Walter Barnes.....	39.31
Joseph Rosier.....	274.84
Total Traveling Expense.....	\$ 455.85
<b>Total.....</b>	<b>\$ 14,718.40</b>

Wherever a part of the same class of expenditure is paid out of "State Fund, General Revenue," and part out of "State Fund, Special Revenue," the total amount is included in above General Revenue classification.

Amount of above paid out of General Revenue.....	\$ 10,867.38
Amount of above paid out of Special Revenue.....	3,851.02
<b>Total.....</b>	<b>\$ 14,718.40</b>

The above traveling expense of Joseph Rosier was incurred as follows:

June 1921, Charleston.....	\$ 43.73
July 1921, Des Moines, Iowa.....	66.81
September, 1921, two trips Clarksburg.....	4.64
November 1921, Huntington.....	21.92
February and March 1922, Chicago.....	40.81
April 1922, Parkersburg.....	13.53

April 1922, Clarksburg.....	6.84
April 1922, Clarksburg.....	2.14
May 1922, Clarksburg.....	2.10
May 1922, Charleston.....	37.17
June 1922, Charleston.....	35.15
Total.....	\$ 274.84
<b>275.—Appropriation for Repairs and Improvements, Fairmont Normal School.</b>	
W. P. Thurston, contract Girls' Dormitory.....	\$ 6,251.13
F. C. Welch Co., contract electric work Girls' Dormitory.....	2,702.37
Bartley O'Neill Co., contract Girls' Dormitory.....	1,487.58
Case Electric Co., contract wiring.....	946.84
Delaware Chair Co., chairs.....	225.00
C. F. Toothman, work in Physical Education Bldg..	138.93
Transfer to State Board of Control to pay existing contracts.....	365.48
Plumbing supplies.....	196.70
Engine-room supplies.....	14.85
Sewing machine equipment.....	28.93
Plate glass.....	28.00
Awning.....	58.75
Sewer pipe.....	32.88
Miscellaneous hardware.....	20.75
Fertilizer.....	173.50
Lumber.....	31.33
Cement.....	2.18
Ed Mathew, painting.....	392.50
E. L. Lively, work on grounds.....	21.50
Total.....	\$ 13,119.50
<b>276.—Appropriation for Buildings and Lands, Fairmont Normal School.</b>	
W. P. Thurston Co., contract Girls' Dormitory.....	\$ 110,940.92
Bartley O'Neill Co., contract Girls' Dormitory.....	5,823.15
F. C. Welch Co., contract electric work Girls' Dormitory.....	3,066.83
Case Electric Co., contract wiring.....	408.81
R. A. Gillis, architect, contract Girls' Dormitory....	1,792.20
R. W. Temple, contract Girls' Dormitory.....	1,361.70
Advertising.....	148.10
Electric supplies.....	1,204.75
D. F. Sheets, abstracting.....	200.00
Traveling Expense:	
A. Soupart.....	15.00
D. F. Sheets.....	39.62
Total Traveling Expense.....	\$ 54.62
Total.....	\$ 125,001.08
<b>Recapitulation—General Revenue Expenditures:</b>	
Salaries, Teachers, Officers and Employees.....	\$ 54,996.28
Current Expense.....	10,867.38
Repairs and Improvements.....	13,119.50
Buildings and Lands.....	125,001.08
Grand Total—Fairmont Normal School.....	\$ 203,984.24



## GRANVILLE STATE NORMAL SCHOOL.

277.—*Appropriation for Salaries of Teachers, Officers and Employees.*

E. G. Rohrbough, president, salary 12 months.....	\$	4,466.67
Evalena McCutcheon, clerk, salary 7 part months...		148.88
Lillian H. Rohrbough, clerk, salary 11 months.....		820.00
Opal Morrison, clerk, salary part month.....		20.20
Alma Arbuckle, librarian, salary 9 months.....		598.50
George Firestone, janitor, salary 11 months.....		1,200.00
<b>Teachers:</b>		
Bessie B. Bell, salary 1 month.....		160.00
Annie Cokeley, salary 1 month.....		180.00
W. D. Cooper, salary 10 months.....		2,400.00
Frank Cutright, salary 2 months.....		500.00
Lorena L. Fries, salary 3 months.....		424.97
E. R. Grose, salary 10 months.....		2,370.00
Lucile Hays, salary 10 months.....		1,214.00
W. W. Lovell, salary 10 months.....		2,000.00
Marie McCord, salary 10 months.....		1,820.00
Clarence Post, salary 10 months.....		2,090.00
Elwina Sample, salary 10 months.....		1,485.00
John R. Wagner, salary 9 + months.....		2,285.00
Jessie Trotter, salary 1 month.....		300.00
H. G. Wheat, salary 10 months.....		3,260.00
Carey Woofter, salary 10 months.....		1,655.00
Willa Brand, salary 9 months.....		2,250.00
W. A. Rivelay, salary 7 months.....		280.00
Annie C. Wagner, salary 9 months.....		1,710.00
Vivian Liggett, salary 2 months.....		449.94
G. F. Queen, salary 2 months.....		449.94
Hunter Whiting, salary 1 month.....		195.00
Mildred Arbuckle, salary 1 month.....		30.00
A. E. Weaver, salary 1 month.....		24.00
<b>Critic Teachers:</b>		
Glen S. Callaghan, salary 1 month.....		20.00
Kenneth Chenoweth, salary 1 month.....		20.00
C. W. Crawford, salary 9 months.....		180.00
Emmett Hull, salary 9 months.....		180.00
May Bramlett, salary 9 months.....		180.00
<b>Compensation:</b>		
Ben Bias, part month.....		21.75
Doyle Fitzpatrick, 4 months.....		364.90
A. L. Fitzpatrick, 1 month.....		63.00
J. J. Ellis, 8 months.....		750.00
O. K. Wilfong, part month.....		2.00
George McQuain, 3 part months.....		24.25
Willa Powell, part month.....		27.60
H. M. Evans, part month.....		3.00
Mamie Morrison, part month.....		4.20
Spencer Maxwell, part month.....		6.00
E. Fitzpatrick, part month.....		9.25
L. Powell, part month.....		3.00
Eleanor Patterson, 1 month.....		75.00
<b>Total Salaries.....</b>	<b>\$</b>	<b>36,721.05</b>

Wherever a part of the same class of expenditure is paid out of "State Fund, General Revenue," and part out of "State Fund, Special Revenue," the total amount is included in above General Revenue classification.

Amount of above paid out of General Revenue.....	\$	35,510.66
Amount of above paid out of Special Revenue.....		1,210.39
<b>Total.....</b>	<b>\$</b>	<b>36,721.05</b>

278.— <i>Appropriation for Current General Expenses, Glenville Normal School.</i>	
Desks.....	\$ 35.50
Chairs.....	257.10
Carpets and rugs.....	107.25
Window shades and curtains.....	19.25
Pillow cases.....	13.60
Bed spreads.....	25.72
Kitchen equipment.....	155.09
Library books.....	443.46
Maps.....	144.00
Blackboard supplies.....	19.09
Public exercise.....	220.25
Catalogues and bulletins.....	416.86
Other advertising.....	71.28
Newspapers.....	15.90
Magazines.....	149.75
Manual training tools.....	224.87
Domestic cooking material.....	15.62
Domestic cooking utensils.....	21.14
Domestic sewing supplies.....	26.56
Football traveling expense.....	103.75
Baseball traveling expense.....	107.50
Basketball traveling expense.....	39.28
Football supplies.....	150.95
Baseball supplies.....	120.18
Basketball supplies.....	107.30
Guarantees for games.....	357.38
Other athletic expense.....	198.85
Medical attendance.....	2.50
Transfer from enrollment and tuition fees to athletic fees.....	18.14
Laundry.....	102.55
Brooms.....	22.73
Mops and brushes.....	16.69
Toiletpaper.....	26.46
Disinfectants.....	35.50
Other janitor supplies.....	32.61
Coal.....	610.65
Gas.....	417.55
Gasoline.....	2.15
Water.....	700.00
Gas supplies.....	98.59
Electric supplies.....	5.00
Plumbing supplies.....	5.20
Postage.....	38.78
Telephone.....	154.45
Freight.....	157.91
Drayage.....	167.82
Stationery.....	168.68
Typewriters and supplies.....	187.26
Office supplies.....	271.23
Engine-room supplies.....	9.23
Blacksmithing.....	16.90
Pruning trees.....	22.50
Harness supplies.....	1.00
Lumber.....	117.60
Other farm supplies.....	40.58
Paint, oil and varnish.....	10.23
Miscellaneous hardware.....	212.70
Photo supplies.....	51.21
Veterinary service.....	70.00
Refrigerator.....	166.50
Music supplies.....	46.36

Laboratory equipment.....	451.38
Drugs and chemicals.....	91.80
Laboratory subjects.....	66.73
Other laboratory supplies.....	121.14
Fertilizer.....	28.03
Seeds.....	86.08
Oats.....	84.22
Chop or middlings.....	150.92
Other feed.....	36.44
Compensation:	
H. Fitzpatrick.....	9.50
W. W. Lovell.....	20.00
J. J. Ellis.....	121.85
Wm. McGinnis.....	6.00
D. Fitzpatrick.....	249.78
Paul Woodford.....	5.20
Frank Conley.....	8.50
G. W. McQuain.....	9.50
Gae Smith.....	.75
Evalena McCutcheon.....	14.13
H. Lorentz.....	2.40
Ray Ellis.....	61.50
Total Compensation.....	\$ 509.11
Traveling Expense:	
H. G. Wheat.....	10.24
Carey Woofter.....	50.12
W. H. Maxwell.....	11.80
Asa V. Cooper.....	3.40
H. K. Sommerville.....	14.15
T. A. Reed.....	1.25
G. S. Callaghan.....	1.25
E. G. Rohrbough.....	188.29
Total Traveling Expense.....	\$ 311.48
Total.....	\$ 9,512.07
Less freight and discount deducted.....	50.39
Net Total.....	\$ 9,461.68

Wherever a part of the same class of expenditure is paid out of "State Fund, General Revenue," and a part out of "State Fund, Special Revenue," the total amount is included in above General Revenue classification.

Amount of above paid out of General Revenue.....	\$ 7,321.21
Amount of above paid out of Special Revenue.....	2,140.47
Total.....	\$ 9,460.68

The above traveling expense of E. G. Rohrbough was incurred as follows:

June 1921, Charleston.....	\$ 35.88
August 1921, Morgantown.....	17.00
August 1921, Sutton, Webster Springs.....	18.26
August 1921, Charleston.....	29.48
August 1921, Clarksburg.....	8.15
September 1921, Weston.....	6.00
October 1921, Charleston.....	21.58
November 1921, Fairmont.....	23.13
March 1922, Charleston.....	28.81
May 1922, Charleston.....	30.98
Total.....	\$ 219.27

**279.—Appropriation for Farm Machinery and Equipment, Glenville Normal School.**

Blacksmithing.....	\$	31.00
Hauling.....		36.00
Cow.....		125.00
Sprayer.....		143.08
Farm machinery.....		217.78
Other farm supplies.....		116.90
<b>Total.....</b>	<b>\$</b>	<b>669.76</b>

**280.—Appropriation for Repairs and Improvements, Glenville Normal School.**

Sewer pipe.....	\$	515.99
Transfer to State Board of Control Special Revenue to pay existing contracts.....		1,236.17
Plumbing supplies.....		306.32
Electric supplies.....		153.11
Lumber.....		48.65
Stable supplies.....		12.00
Pump.....		10.50
Lime and cement.....		34.11
Glass.....		24.50
Freight.....		3.60
Hauling.....		137.29
Paint.....		49.00
Fertilizer.....		84.00
Motor.....		166.61
Miscellaneous hardware.....		20.57
<b>Labor:</b>		
D. Fitzpatrick.....		311.00
Wm. Sager.....		73.52
Ray Ellis.....		206.35
Theo. Hauman.....		356.00
Herbert Brannon.....		82.50
R. F. Woodyard.....		87.00
J. J. Ellis.....		75.00
Sundry labor 6 persons each receiving less than \$25.00		48.65
<b>Total Labor.....</b>	<b>\$</b>	<b>1,240.02</b>
<b>Total.....</b>	<b>\$</b>	<b>4,042.44</b>

**281.—Appropriation for Buildings and Lands, Glenville Normal School.**

Horses.....	\$	700.00
Ray Ellis, hauling and grading.....		69.00
<b>Total.....</b>	<b>\$</b>	<b>769.00</b>

**Recapitulation—General Revenue Expenditures:**

Salaries of Teachers, Officers and Employees.....	\$	35,510.66
Current expense.....		7,321.21
Repairs and Improvements.....		4,042.44
Buildings and Lands.....		769.00
Farm Machinery and Equipment.....		669.76

**Grand Total—Glenville Normal School..... \$ 48,313.07**

## SHEPHERD COLLEGE NORMAL SCHOOL.

282.—*Appropriation for Salaries of Teachers, Officers and Employees.*

W. H. S. White, president, salary 12 months.....	\$	4,045.88
Mrs. C. W. Boyers, matron (boys), salary 9 months..		375.03
Alice M. Myers, matron (girls), salary 9 months.....		825.03
Etta O. Williams, secretary, salary 11 months.....		2,410.00
A. T. Stanley, engineer, salary 12 months.....		1,200.00
James Washington, janitor, salary 12 months.....		1,200.00
Pauline Shriver, librarian, salary 11 months.....		1,490.00
<b>Teachers:</b>		
Mabel H. Gardiner, salary 11 months.....		2,596.25
Ella M. Turner, salary 11 months.....		2,590.25
A. D. Kenamond, salary 12 months.....		3,036.66
J. D. Muldoon, salary 1 month.....		216.66
Addie R. Ireland, salary 10 months.....		2,125.00
Paul R. Morrow, salary 12 months.....		3,454.16
Jessie Trotter, salary 10 months.....		2,180.00
Katherine Freese, salary part month.....		110.00
Lottie M. Schneider, salary 11 months.....		2,220.00
Katrina Bumgardner, salary 11 months.....		2,095.00
Mary E. Gibson, salary 3 months.....		380.00
Denny Wright, salary 2 months.....		240.00
Edith M. Todd, salary 2 + months.....		210.00
W. R. Legge, salary 11 months.....		2,356.72
Evelyn J. Maxson, salary 2 months.....		240.00
J. F. Glandson, salary 2 months.....		240.00
Florence Hoffman, salary 10 months.....		1,257.50
Charlotte Pendleton, salary part month.....		25.00
H. W. Piggott, salary 1 month.....		100.00
<b>Model School Teachers:</b>		
Florence M. Grubbs, salary 9 months.....		135.00
Bessie B. Bell, salary 9 months.....		135.00
Ella McKelsey, salary 9 months.....		135.00
Julia Hill, salary 9 months.....		135.00
Louise Rightstine, salary 9 months.....		135.00
Abbie Banks, salary 9 months.....		135.00
Lola W. Tabler, salary 9 months.....		135.00
Ruth A. Taylor, salary 9 months.....		135.00
Mabel Thompson, salary 9 months.....		135.00
Total Salaries.....	\$	38,434.14

Wherever a part of the same class of expenditure is paid out of "State Fund, General Revenue," and part out of "State Fund, Special Revenue," the total amount is included in above General Revenue classification.

Amount of above paid out of General Revenue.....	\$	36,680.14
Amount of above paid out of Special Revenue.....		1,754.00
Total.....	\$	38,434.14

283.—*Appropriation for Current General Expense, Shepherd College Normal School.*

Tables.....	\$	75.50
Dressers.....		369.00
Bookcases.....		273.50
Other furniture.....		58.31
Quilts and blankets.....		147.71
Sheets and pillows.....		125.11
Mattresses.....		248.40
Beds and springs.....		351.00
Carpets and rugs.....		139.91

Library books.....	323.52
Maps and globes.....	44.59
Model school supplies.....	2.00
Public exercise.....	57.49
Diplomas and certificates.....	57.63
Catalogues.....	296.00
Bulletins.....	65.03
Other advertising.....	323.60
Newspapers.....	35.00
Magazines.....	256.13
Copies of "Picket" (school paper).....	51.00
Printing school paper.....	125.00
Domestic cooking material.....	86.49
Domestic sewing supplies.....	44.48
Football supplies.....	649.35
Baseball supplies.....	183.28
Basketball supplies.....	129.23
Guarantee for games.....	119.05
Other athletic expense.....	305.52
Medical attendance.....	32.00
Mops and brushes.....	8.82
Toilet paper.....	49.00
Other janitor supplies.....	39.69
Coal.....	1,514.73
Electricity.....	1,075.28
Gasoline.....	3.00
Water.....	230.62
Ice.....	16.77
Electric supplies.....	106.47
National Education Association dues.....	10.00
Postage.....	142.33
Telephone.....	142.25
Telegraph.....	15.56
Freight, express and drayage.....	434.75
Stationery.....	166.13
Typewriter and supplies.....	340.89
Office supplies.....	158.14
Photo supplies.....	47.80
Refund, tuition fees.....	33.75
Premium on official bond (White).....	7.50
Auto supplies.....	29.95
Miscellaneous hardware.....	119.73
Musical instruments.....	50.00
Music supplies.....	37.34
Laboratory supplies.....	109.31
Drugs and chemicals.....	30.07
Seeds.....	25.94
Chop or middlings.....	5.75
Compensation:	
James Hopewell.....	90
Grace Y. White.....	15.00
Elizabeth Richardson.....	35.00
Total Compensation.....	\$ 50.90
Traveling Expense:	
C. T. Kelley.....	3.03
Paul R. Morrow.....	105.23
W. R. Legge.....	27.65
W. H. S. White.....	400.21
Total Traveling Expense.....	\$ 536.12
<b>Total.....</b>	<b>\$ 10,513.42</b>
<b>Less discount for cash.....</b>	<b>24.78</b>
<b>Net Total.....</b>	<b>\$ 10,488.64</b>

Wherever a part of the same class of expenditure is paid out of "State Fund, General Revenue," and a part out of "State Fund, Special Revenue," the total amount is included in above General Revenue classification.

Amount of above paid out of General Revenue.....	\$	8,053.34
Amount of above paid out of Special Revenue.....		2,435.30
<b>Total.....</b>	<b>\$</b>	<b>10,488.64</b>

The above traveling expense of W. H. S. White was incurred as follows:

June, 1921, Charleston.....	\$	51.73
September, 1921, Grafton.....		27.11
October, 1921, Chestnut, Piedmont and Parsons.....		40.67
November, 1921, Huntington, Keyser and Fairmont.....		79.47
January, 1922, visiting high schools.....		40.44
February, 1922, Clarksburg.....		39.15
February, 1922, Chicago.....		55.74
May, 1922, Charleston.....		65.90
<b>Total.....</b>	<b>\$</b>	<b>400.21</b>

284.—*Appropriation for Repairs and Improvements, Shepherd College Normal School.*

Builders' supplies.....	\$	77.84
Electric supplies.....		74.95
Window screens.....		42.00
Lawn mower.....		21.50
Roofing and spouting.....		65.45
Plumbing supplies.....		671.23
Auto supplies.....		8.90
Linoleum.....		39.58
Chairs.....		248.42
Wardrobes.....		176.00
Tables.....		162.00
Carpet.....		215.62
Window shades.....		11.22
Wall-paper.....		45.62
Hauling.....		104.15
Crushed stone.....		52.89
Sand and gravel.....		28.66
Cement.....		166.42
Plaster.....		119.92
Paint.....		164.32
Miscellaneous hardware.....		519.78
Fertilizer.....		3.00
Plants.....		3.70
<b>Labor:</b>		
Wm. Wilson.....		132.45
Chas. Wilson.....		25.20
James Hopewell.....		125.33
R. B. McCann.....		25.50
L. S. Stanley.....		41.00
W. R. Miller.....		306.00
E. H. Miller.....		306.50
R. W. Miller.....		50.60
John Ross.....		73.60
W. C. Spence.....		28.00
M. G. Bast.....		34.00
G. W. Ferrell.....		37.50
E. Giegas.....		33.50
S. Muck.....		66.00
W. Munroe.....		36.00
Irvin Myers.....		52.50

R. P. Shaffer.....	70.25
Sundry labor 11 persons each receiving less than \$25.00.....	137.70
Total Labor.....	\$ 1,581.63
Total.....	\$ 4,604.80

Wherever a part of the same class of expenditure is paid out of "State Fund, General Revenue," and part out of "State Fund, Special Revenue," the total amount is included in above General Revenue classification.

Amount of above paid out of General Revenue.....	\$ 2,436.33
Amount of above paid out of Special Revenue.....	2,168.47
Total.....	\$ 4,604.80

285.—*Appropriation for Buildings and Lands, Shepherd College Normal School.*

Land, (Baker and Renhart).....	\$ 10,578.78
G. M. Beltzhoover, legal services.....	125.00
Plumbing supplies.....	291.62
Wall-paper.....	94.07
Lubricating oil.....	15.00
Hauling.....	30.20
Window shades.....	65.66
Lumber.....	190.38
Electric supplies.....	42.51
Plaster.....	48.60
Recording deed.....	2.50
Labor:	
J. Voegle.....	78.43
H. L. Robinson.....	69.25
S. Munroe.....	78.20
R. W. Miller.....	89.30
W. C. Spence.....	68.00
B. Harris.....	4.50
M. G. Bast.....	64.00
G. W. Ferrell.....	96.00
E. Giegas.....	97.50
W. R. Miller.....	110.00
E. H. Miller.....	110.00
S. Muck.....	108.00
L. S. Stanley.....	42.50
Total Labor.....	\$ 1,015.68
Total.....	\$ 12,500.00

Recapitulation—General Revenue Expenditures:

Salaries of Teachers, Officers and employees.....	\$ 36,680.14
Current Expense.....	8,053.34
Repairs and Improvements.....	2,436.33
Buildings and Lands.....	12,500.00

Grand Total—Shepherd College Normal School.. \$ 59,669.81

**WEST LIBERTY NORMAL SCHOOL.**

286.—*Appropriation for Salaries of Teachers, Officers and Employees.*

H. J. McGinnis, president, salary 12 months.....	\$ 3,483.26
Virginia Powell, secretary, salary 12 months.....	1,255.00
Olen Rutan, athletic director, salary part month.....	75.00
C. W. Rogers, supt. building, salary 9 months.....	1,331.64
A. M. Montgomery, farmer, salary 8 months.....	500.00
Walter Pierce, farmer, salary 6 + months.....	535.40



Anna S. McKinley, matron, salary 1 month.....	90.00
Clara L. McMillan, librarian, salary 9 months.....	1,342.00
Mildred O. Boggess, librarian, salary 2 months.....	120.00
Josephine Shook, cook, salary 1 month.....	60.00
Ruth Mogino, maid, salary part month.....	23.00
Elizabeth Magers, maid, salary part month.....	23.00
<b>Teachers:</b>	
C. T. Boggess, salary 10 months.....	2,295.00
Carrie M. Dague, salary 1 month.....	190.00
C. M. Koon, salary 10 months.....	3,395.00
Maude I. Jefferson, salary 10 months.....	2,160.00
Mary E. Morgan, salary 10 months.....	1,950.00
D. B. Rogers, salary 10 months.....	2,085.00
Mary L. Yager, salary 1 month.....	180.00
Maude I. Witherson, salary 11 months.....	1,785.00
P. E. King, salary 1 month.....	500.00
Emily Riggs, salary 1 month.....	380.00
W. D. Cooper, salary 1 month.....	380.00
Florence M. Rose, salary 9 months.....	1,342.00
Adda Gardner, salary 10 months.....	239.94
Maude O. Curtis, salary 10 months.....	239.94
Adda Connor, salary 1 month.....	90.00
<b>Other Employees:</b>	
Alvan Slater, salary part month.....	21.00
Alvan Hunt, salary part month.....	19.20
Garland Boggess, salary part month.....	35.00
<b>Total Salaries.....</b>	<b>\$ 26,125.38</b>

Wherever a part of the same class of expenditure is paid out of "State Fund, General Revenue," and a part out of "State Fund, Special Revenue," the total amount is included in above General Revenue classification.

Amount of above paid out of General Revenue.....	\$ 23,991.98
Amount of above paid out of Special Revenue.....	2,133.40
<b>Total.....</b>	<b>\$ 26,125.38</b>

**287.—Appropriation for Current Expenses, West Liberty Normal School.**

Desks.....	\$ 254.34
Chairs.....	370.25
Carpets and rugs.....	70.00
Bookcases.....	346.16
Boarding house food.....	547.78
Transfer from Miscellaneous Fund to Athletic Fees..	39.00
Library books.....	349.91
Blackboard supplies.....	4.56
Public exercise.....	209.00
Diplomas and certificates.....	7.25
Catalogues.....	300.00
Other advertising.....	181.33
Newspapers.....	32.87
Magazines.....	123.15
Domestic cooking material.....	100.98
Domestic cooking utensils.....	40.38
Domestic sewing supplies.....	3.09
Basketball traveling expense.....	43.33
Baseball supplies.....	198.24
Basketball supplies.....	71.19
Guarantee for games.....	255.33
Other athletic expense.....	95.43
Medical attendance.....	31.00
Laundry.....	4.75

Mops and brushes.....	12.98
Other janitor supplies.....	75.50
Coal.....	188.00
Gas.....	1,161.44
Gasoline.....	237.96
Lubricating oil.....	87.60
Illuminating oil.....	124.27
Gas supplies.....	30.20
Electric supplies.....	39.37
Plumbing supplies.....	5.45
H. J. McGinnis, advance allowance.....	400.00
Postage.....	163.23
Telephone.....	178.29
Freight.....	15.56
Hauling.....	415.56
Stationery.....	239.43
Office supplies.....	170.72
Typewriter and supplies.....	113.87
Adding machine.....	150.00
Safe.....	180.00
Photo supplies.....	68.89
Premium on automobile insurance.....	25.00
Engine-room supplies.....	13.27
Farm tools.....	156.00
Other farm supplies.....	10.23
Auto supplies and repairs.....	447.70
Reo Bus.....	2,226.53
Oil, paint and varnish.....	5.75
Miscellaneous hardware.....	219.07
Music supplies.....	9.75
Laboratory equipment.....	100.55
Drugs and chemicals.....	16.75
Other laboratory supplies.....	55.21
Fertilizer.....	15.35
Seeds.....	80.45
Recording fees.....	2.00
Cattle.....	185.00
Hogs.....	16.00
Chop or middlings.....	15.95
Other feed.....	18.15
Compensation:	
C. W. Rogers.....	20.25
D. B. Rogers.....	19.36
A. Hunt.....	16.00
Garland Boggess.....	48.00
Walter Pierce.....	166.60
Alvin Slater.....	24.00
Katherine Wheatley.....	4.00
Matilda Lorentz.....	25.00
Total Compensation.....	\$ 323.21
Traveling Expense:	
P. C. King.....	4.00
C. M. Koon.....	305.96
Maude I. Witherson.....	115.87
Maude I. Jefferson.....	86.94
Mary E. Morgan.....	10.00
C. W. Rogers.....	3.00
C. T. Boggess.....	1.25

J. H. McGinnis.....		309.94
Total Travling Expense.....	\$ 836.96	
Total.....	\$	12,516.52
Less discount for cash.....		10.76
Net Total.....	\$	12,505.76

Wherever a part of the same class of expenditure is paid out of "State Fund, General Revenue," and a part out of "State Fund, Special Revenue," the total amount is included in above General Revenue classification.

Amount of above paid out of General Revenue.....	\$	10,000.00
Amount of above paid out of Special Revenue.....		2,505.76
Total.....	\$	12,505.76

288.—*Appropriation for Repairs and Improvements, West Liberty Normal School.*

M. L. Wells, architect and supt. Girls' Dormitory...	\$	500.00
Morgantown Lumber Co., lumber.....		1,297.83
Cecil Lumber Co., lumber.....		388.23
Babcock Lumber Co., lumber.....		1,625.13
Other lumber.....		64.06
Russell & Erwin Mfg. Co., builders' supplies.....		151.55
Charleston Building Supply Co., builders' supplies...		68.86
Building paper.....		15.60
Linoleum.....		267.93
Sand and gravel.....		2,027.53
Cement.....		912.64
Plaster.....		170.97
Brick.....		13.50
Tile.....		220.50
Sewer pipe.....		241.50
Paint.....		49.78
Asphalt.....		96.75
Hardware.....		74.48
Plumbing supplies.....		242.15
Terra Cotta.....		80.00
Stoves.....		136.05
Hauling.....		435.88
Bookcases.....		345.00
Fruit trees and shrubs.....		299.05
Recording deeds.....		12.78
H. J. McGinnis, advance allowance.....		1,404.79
<b>Labor:</b>		
B. F. Shields.....		253.06
S. Johnson.....		140.08
Roy Douglass.....		11.70
F. Seatt.....		51.75
Ray Bonar.....		68.40
G. W. White.....		100.80
Walter Pierce.....		54.75
C. H. Davies.....		127.47
H. Johnson.....		69.45
W. A. Crupe.....		20.25
S. McDonald.....		34.57
A. Montgomery.....		27.58
J. R. Windsor.....		112.65
A. Hunt.....		10.85
L. Heft.....		10.65
D. Johnson.....		26.40
Wm. McCoy.....		34.50

L. Wilson.....	27.50
W. De Garmo.....	161.90
D. Van Dine.....	10.80
C. Marple.....	21.32
O. V. Leach.....	92.80
James Frost.....	5.40
D. Ryan.....	5.40
Thos. Shaw, foreman.....	800.00
S. S. McKain.....	42.00
Earl McKain.....	32.00
Earl Waytt.....	16.00
J. L. Virgin.....	272.70
A. Crawford.....	77.12
John Stoltz.....	218.40
Ray Wetsell.....	163.00
M. Lucas.....	185.60
J. C. Wells.....	151.20
S. Grimm.....	72.00
Harry Thornburg.....	52.50
W. C. Smith.....	116.40
M. Daugherty.....	82.80
Frank Doney.....	273.00
John May.....	18.00
George Payne.....	3.45
L. Waddell.....	10.00
G. A. Burley.....	49.40
R. H. Milliken.....	30.15
J. W. Kiume.....	282.85
Total Labor.....	\$ 4,428.60
Total.....	\$ 15,571.14

Wherever a part of the same class of expenditure is paid out of "State Fund, General Revenue," and part out of "State Fund, Special Revenue," the total amount is included in above General Revenue classification.

Amount of above paid out of General Revenue.....	\$ 15,000.00
Amount of above paid out of Special Revenue.....	571.14
Total.....	\$ 15,571.14

289.—*Appropriation for Buildings and Lands, West Liberty State Normal School.*

Morgan Lumber Co., builders' supplies.....	\$ 1,622.44
W. A. Wilson & Sons, builders' supplies.....	106.55
Cecil Lumber Co., builders' supplies.....	322.71
Other lumber.....	1,700.22
Blumberg Electrical Co., contract electric work.....	488.75
Bartley O'Neill Co., heating system.....	2,205.65
Fred F. Faris, architect, extra work Girls' Dormitory	275.00
C. C. Smith & Son, surveying.....	89.68
Re-enforcing for concrete.....	14.50
J. W. Krume, plumbing.....	1,612.67
Other plumbing supplies.....	1,836.62
Dynamite.....	14.72
Tile.....	34.63
Lime and cement.....	1,789.24
Sand and gravel.....	1,635.30
Stone.....	32.20
Brick.....	161.14
Paint.....	169.62
Roofing.....	709.55
Drayage.....	200.00
Miscellaneous hardware.....	281.53

<b>Labor:</b>	
R. Crawford.....	38.40
R. Bonar.....	159.60
S. Johnson.....	178.13
D. Johnson.....	48.75
G. W. White.....	211.90
W. A. Crupe.....	32.40
D. Van Dine.....	139.50
J. Frost.....	150.99
D. Ryan.....	159.75
Eli Lowe.....	165.60
J. May.....	62.18
B. F. Shields.....	669.05
C. H. Davies.....	83.61
C. Lowe.....	185.60
C. Marple.....	31.75
G. Payne.....	208.85
L. Wilson.....	141.50
O. V. Leach.....	672.80
U. G. Lowe.....	203.20
H. Crawford.....	47.10
M. De Garno.....	249.30
V. L. Gosney.....	36.40
Thos. Shaw.....	400.00
M. Daugherty.....	186.85
W. Churchman.....	36.15
A. M. Montgomery.....	42.00
A. Crawford.....	622.20
B. McKain.....	83.00
J. R. Windsor.....	114.30
J. L. Virgin.....	481.05
John Stoltz.....	325.60
Ray Wetzell.....	389.80
C. H. Wells.....	42.40
S. Grimm.....	245.20
M. Lucas.....	318.80
H. Thornburg.....	220.15
J. C. Wells.....	255.40
Chris. Shaffer.....	28.80
Steve Johnson.....	64.26
Chas. Gregory.....	28.80
Frank Doney.....	131.00
W. C. Smith.....	120.40
G. A. Burley.....	71.54
Robt. Milliken.....	40.15
Sundry labor 23 persons each receiving less than \$25.00	278.86
Total Labor.....	\$ 8,403.07
Total.....	\$ 23,705.79

Wherever a part of the same class of expenditure is paid out of "State Fund, General Revenue," and a part out of "State Fund, Special Revenue," the total amount is included in above General Revenue classification.

Amount of above paid out of General Revenue.....	\$ 15,000.00
Amount of above paid out of Special Revenue.....	8,705.79
Total as above.....	\$ 23,705.79
<b>Recapitulation—General Revenue Expenditures:</b>	
Salaries of Teachers, Officers and Employees.....	\$ 23,991.98
Current Expense.....	10,000.00

Repair and Improvements.....	15,000.00
Buildings and Lands.....	15,000.00
Grand Total—West Liberty Normal School.....	\$ 63,991.98

**SCHOOL FOR DEAF AND BLIND.**

*290.—Appropriation for Salaries of Teachers, Officers and Employees.*

H. F. Griffey, superintendent, salary 12 months.....	\$ 3,005.60
Mrs. H. F. Griffey, asst. supt., salary 12 months.....	966.69
M. H. Keller, principal of School for Deaf, salary 10 months.....	1,500.00
C. O. Hiser, principal of School for Blind, salary 10 months.....	1,328.55
A. B. Davis, secretary, salary 5 months.....	700.00
E. F. Staub, clerk, salary 6 + months.....	800.00
Ruth Snyder, stenographer, salary 12 months.....	1,150.01
Mrs. Ada Hannah, housekeeper, salary part month..	23.94
Ethel Oates, maid, salary 3 part months.....	69.25
Luella Pleasant, maid, salary 10 months.....	252.01
L. P. Parker, engineer, salary 2 months.....	220.00
John Maphis, fireman, salary 10 months.....	682.53
Cleve Davis, fireman, salary 3 + months.....	291.82
Henry Friemel, carpentry, salary 10 months.....	913.00
George Brown, janitor, salary 10 months.....	610.00
S. L. Davis, farm foreman, salary 10 months.....	723.00
S. Keckley, dairyman, salary 3 months.....	150.00
Lloyd Hoyt, dairyman, salary 10 months.....	325.00
Minnie Douglass, waitress, salary 9 months.....	403.50
M. G. Reynolds, watchman, salary 12 months.....	630.00
A. L. Wise, watchman, salary 6 + months.....	413.84

**Teachers:**

C. D. Seaton, salary 10 months.....	1,200.00
Margaret Scanlon, salary 10 months.....	1,092.00
Mrs. Ella Heiskill, salary 10 months.....	940.00
Nettie Lucas, salary 9 months.....	378.00
Edna Offut, salary 1 month.....	85.00
May Burns, salary 1 month.....	95.00
Bettie C. Jones, salary 1 month.....	95.00
Frances McAndrews, salary 1 month.....	60.00
Ruth Park, salary 1 month.....	100.00
Sarah Hudgin, salary 10 months.....	1,101.50
Grace Jerauld, salary 1 month.....	62.40
Minnie Auldridge, salary 1 month.....	40.00
A. E. Estill, salary 10 months.....	564.00
Rebecca Dailey, salary 10 months.....	960.00
Winifred Buckwalter, salary 1 month.....	101.60
Mrs. A. R. Carson, salary 10 months.....	810.00
Irma Nuss, salary 3 + months.....	432.00
Annie Moylan, salary 10 months.....	587.50
Marvin Hockman, salary 10 months.....	890.00
Ruth Drinkworth, salary 10 months.....	1,145.00
Lucy Wilmot, salary 9 months.....	1,170.00
A. P. Herdfelder, salary 9 months.....	1,044.00
Edith Study, salary 9 months.....	1,157.00
Olene Karges, salary 9 months.....	988.50
Mattie Martin, salary 9 months.....	1,077.00
Niota Parker, salary 9 months.....	765.00
Shirley Eye, salary 9 months.....	765.00
Mrs. A. P. Herdfelder, salary 5 months.....	409.50
Nancy Curtis, salary 4 months.....	520.00
Eleanor A. Sims, salary 4 months.....	471.50
Mrs. Blair Haines, salary 4 months.....	524.50

A. J. Thompson, salary 10 months.....	1,080.00
C. E. Whipp, salary 10 months.....	960.00
<b>Cooks:</b>	
Bernice Jordan, salary 9 + months.....	489.00
Nettie Bowman, salary 3 months.....	166.55
John Douglass, salary 9 months.....	613.34
Bertha Douglass, salary 8 + months.....	483.34
<b>Supervisors:</b>	
Ed Shrader, salary 10 months.....	492.00
Jos. Daigle, salary 10 months.....	500.00
Harry Daigle, salary 10 months.....	500.00
O. H. Judy.....	20.00
George Drake, salary 10 months.....	600.00
Maurice Relihan, salary 10 months.....	595.00
<b>Matrons:</b>	
Leona Watkins, salary 10 months.....	453.00
Ida F. Beans, salary 10 months.....	413.00
Minnie F. Study, salary 10 months.....	540.00
Mrs. W. J. Lantry, salary 1 month.....	40.00
Mrs. S. E. Burke, salary 10 months.....	365.40
Lucinda Golliday, salary 10 months.....	450.00
Alice Combs, salary 10 months.....	395.00
Mary Carder, salary 9 months.....	350.00
Margaret Munday, salary 9 months.....	450.00
Della Ullery, salary 2 + months.....	70.83
Mrs. I. P. Parker, salary 3 part months.....	34.00
<b>Nurses:</b>	
Myrtle Orndorff, salary 10 months.....	795.00
Mrs. Forqueran, salary part month.....	27.00
<b>Laundry Workers:</b>	
Maude Davis, 1 + month.....	56.25
Mollie Amick, 1 + month.....	33.12
Ethel Amick, 3 + months.....	113.79
Mollie Hines, 11 months.....	339.19
Ada Blue, 4 + months.....	161.07
Mrs. John Dayton, 6 months.....	234.00
John Dayton, 10 months.....	553.00
Allie Hines, 4 months.....	122.14
<b>Other Employees:</b>	
Ethel Surbaugh, 10 months.....	290.00
A. W. Hershey, 12 months.....	750.00
C. H. Simmonds, 10 months.....	444.00
James Stansbury, 1 month.....	30.89
Harry Parker, 2 months.....	107.25
Fannie Davis, 1 month.....	38.06
Caleb Davis, 1 month.....	31.30
Lillian Foltz, 1 month.....	39.04
Robt. McDonald, 4 + months.....	151.17
Reginald Roberts, 9 months.....	140.00
Lewis Douglass, 9 months.....	405.00
Cora Douglass, 8 months.....	260.00
Earl Bushing, 8 months.....	85.00
Don Boggs, 9 months.....	194.67
James Davis, 1 month.....	29.60
Cecil Spears, 1 month.....	30.00
Wilbur Singleton, 4 part months.....	31.00
Raymond Grover, 5 part months.....	52.50
Ed. Brown, 9 part months.....	199.80
Corbin Fenton, 6 part months.....	44.00
Andrew Holland, 6 part months.....	29.00
Sundry services 24 persons each receiving less than \$25	229.89
<b>Total.....</b>	<b>\$ 50,896.93</b>

Wherever a part of the same class of expenditure is paid out of "State Fund, General Revenue," and a part out of "State Fund, Special Revenue," the total amount is included in the above General Revenue classification.

Amount of above paid out of General Revenue.....	\$	48,875.49
Amount of above paid out of Special Revenue.....		2,021.44
<b>Total.....</b>	<b>\$</b>	<b>50,896.93</b>

291.—*Appropriation for Current General Expenses School for Deaf and Blind.*

Beef.....	\$	1,031.26
Pork.....		375.09
Poultry.....		360.09
Fish.....		33.15
Oysters.....		21.05
Canned meats.....		36.38
Other meats.....		24.20
Eggs.....		298.11
Oleomargarine.....		1,071.15
Lard.....		569.48
Milk.....		15.00
Ice cream.....		56.64
Cheese.....		48.08
Flour.....		2,111.65
Bread.....		14.70
Crackers.....		132.04
Macaroni.....		103.20
Hominy.....		14.90
Sugar.....		425.23
Coffee.....		235.00
Tea.....		12.45
Potatoes.....		814.35
Beans.....		367.62
Onions.....		3.75
Cabbage and kraut.....		72.68
Rice.....		61.95
Cereals.....		161.15
Canned tomatoes.....		81.30
Canned corn.....		13.10
Canned peas.....		75.65
Other canned vegetables.....		129.75
Fresh tomatoes.....		64.38
Fresh beans.....		19.85
Other fresh vegetables.....		106.67
Canned peaches.....		14.50
Canned pears.....		66.70
Canned plums.....		34.99
Canned apricots.....		63.15
Canned apples.....		4.90
Other canned fruit.....		55.85
Fresh apples.....		51.80
Other fresh fruits.....		105.49
Dried peaches.....		3.25
Dried prunes.....		35.25
Dried apples.....		17.50
Other dried fruit.....		11.58
Syrup.....		141.67
Pepper.....		5.10
Salt.....		67.51
Yeast.....		130.30
Vinegar.....		28.56
Ketchup.....		3.60
Flavoring extracts.....		22.67



Other food supplies.....	464.77
Canning supplies.....	252.35
Laundry soap.....	304.36
Other cleansers.....	81.31
Laundry supplies.....	185.23
Broom factory supplies.....	1,121.43
Mops and brushes.....	90.11
Toilet paper.....	198.00
Disinfectants.....	21.25
Other janitor supplies.....	114.57
Wall paper.....	77.30
Table silver.....	37.52
Table china.....	119.61
Kitchen utensils.....	168.65
Carpets and rugs.....	261.40
Quilts and blankets.....	181.00
Sheets and cases.....	311.75
Other household supplies.....	98.77
Music supplies.....	31.14
Shoes.....	289.87
Shoe repairs.....	194.15
Clothing.....	1,067.91
Dry goods.....	545.24
Notions.....	138.63
Amusements.....	112.97
Religious services.....	30.00
Funeral expenses.....	65.00
Transportation of children.....	5,216.80
Meals and lodging for children.....	222.40
Rent.....	50.00
Coal.....	3,530.08
Electricity.....	175.44
Gasoline.....	337.45
Lubricating oil.....	152.62
Illuminating oil.....	25.38
Ice.....	255.96
Electrical supplies.....	176.67
Plumbing supplies.....	6.16
Barbering and supplies.....	15.60
Premium on official bond.....	6.25
Maryland School for Blind, board and tuition.....	2,018.89
Dr. V. T. Churchman, surgical treatment, 90 children.....	2,600.00
Athletic supplies.....	83.30
Cattle.....	159.70
Threshing grain.....	130.89
Corn.....	87.60
Oats.....	24.80
Chop and middlings.....	30.40
Bran.....	194.30
Hay.....	52.10
Straw.....	19.72
Other feed.....	135.10
Fertilizer.....	77.75
Seeds.....	90.54
Plants.....	74.01
Stable supplies.....	27.66
Vehicle repairs.....	91.60
Auto repairs.....	571.99
Blacksmithing.....	130.80
Paint, oil and varnish.....	70.83
Engine room supplies.....	19.13
Engine room repairs.....	44.20
Farm machinery (tractor).....	500.00

Farm tools.....	114.97
Other farm supplies.....	91.55
Lumber.....	174.36
Miscellaneous hardware.....	572.25
Text books.....	443.82
Maps.....	3.95
Newspapers.....	46.89
Magazines.....	6.50
Other publications.....	29.53
Advertising.....	6.22
Printer's supplies.....	92.86
Drugs.....	291.80
Surgical instruments.....	23.12
Surgical supplies.....	27.83
Other hospital supplies.....	49.87
Hospital tables.....	24.00
Medical attendance.....	801.56
Dental work.....	28.00
Veterinary services.....	97.50
Postage.....	260.76
Telephone.....	116.84
Telegraph.....	54.96
Freight, express and drayage.....	4,367.56
Typewriter repairs.....	13.00
Stationery.....	496.71
Office supplies.....	78.34
David F. Sheets, abstractor, salary 1/2 month.....	100.00
Labor:	
James Stansbury.....	59.21
Harry Parker.....	113.00
C. H. Parsons.....	28.00
C. H. Simmons.....	57.19
Ethel Surbaugh.....	29.00
Robert McDonald.....	89.79
Mrs. Elizabeth Forqueran.....	108.00
Sundry labor 37 persons each receiving less than \$25.00.....	366.40
Total Labor.....	\$ 850.59
C. T. Kelly, traveling expense.....	5.65
H. F. Griffey, traveling expense to Charleston June 17, 1921.....	41.20
November 1-5, 1921, Huntington (self and wife).....	69.03
Total.....	\$ 43,177.05
Less discount for cash.....	\$ 164.41
Less freight paid and deducted.....	120.53
Total.....	\$ 42,892.11

Wherever a part of the same class of expenditure is paid out of "State Fund, General Revenue," and a part out of "State Fund, Special Revenue," the total amount is included in above General Revenue classification.

Amount of above paid out of General Revenue.....	\$ 39,872.12
Amount of above paid out of Special Revenue.....	3,019.99
Total.....	\$ 42,892.11

292.—*Appropriation for Repairs and Improvements, Deaf and Blind School.*

Transfer to State Board Control, Special Revenue to pay existing contracts.....	2,130.52
Fuller Bernard, contract, plastering.....	1,120.00
Robert W. Kyle, contract, plumbing.....	1,411.00
Heating.....	289.00

Morgan Lumber Co., lumber.....	3,966.44
Other lumber.....	127.21
Vendor Slate Co., roofing slate.....	331.20
Bolger Bros., roofing slate.....	199.70
Rubberoid roofing.....	40.14
Galvanized roofing.....	45.20
Repairs for roof and spouting.....	76.15
Paint, oil and varnish.....	342.62
J. Hoadley and Son, builders' stone.....	774.80
Sash weights and cord.....	167.13
Nails.....	49.94
Gasoline.....	2.94
Cement.....	367.19
Plaster.....	153.10
Sand.....	150.32
Repairs to plastering.....	20.70
Plumbing supplies.....	136.34
Electrical supplies.....	170.84
Retorts for cooking vegetables.....	100.00
Can sealing machine.....	92.58
Butchers' supplies (scalding tubs, etc.).....	199.54
Clothes pressing machine.....	406.70
Pipe covering.....	186.08
Grate bars for boilers.....	103.20
Repairs to laundry machinery.....	153.44
Repairs to engines.....	303.18
Engine room supplies.....	25.86
Repairs for pump.....	34.87
Blacksmithing.....	4.90
Window glass.....	58.60
Sand paper.....	29.28
Broom factory supplies.....	6.00
Sewer pipe.....	15.50
Beaver board, \$11.41, doors, \$3.33.....	14.74
Repairs to ensilage cutter, \$13.74, repairs to floor, \$2.00.....	15.74
Miscellaneous hardware.....	108.73
Freight.....	1,484.90
A. A. Soupart, per diem.....	82.00
Traveling expense.....	46.14
W. M. Milhorn, transportation.....	22.98
M. A. Martin, transportation.....	22.98
Labor:	
I. P. Parker.....	1,100.00
B. H. Haines.....	293.40
G. H. Haines.....	345.00
M. A. Haines.....	108.60
R. S. Fisher.....	114.80
G. H. Thomas.....	96.30
Charles Pugh.....	148.50
Wm. Wagoner.....	215.10
C. T. Pyle.....	213.90
R. L. Branson.....	235.20
R. W. Snyder.....	97.20
John C. Clower.....	243.90
Leslie Arnold.....	145.80
Sell Burch.....	222.30
Burr Hines.....	111.50
C. H. Simmons.....	65.00
Henry Friemel.....	451.05
Clyde Brown.....	47.50
W. W. Keister.....	35.00
C. D. Seaton.....	155.90
G. W. Arnold.....	30.00

Harry Longenbecker.....	226.50
Howard Boone.....	41.19
J. C. Powell.....	72.50
John Maphis.....	64.75
A. J. Thompson.....	86.00
J. H. Newhouse.....	47.40
H. P. Harmison.....	27.90
John M. Harmison.....	27.90
A. K. Martin.....	33.60
L. B. Cookus.....	248.40
Charles Howard.....	123.45
Homer Burch.....	630.00
John C. Linthicum.....	450.00
I. W. Kline.....	321.90
G. P. Miller.....	97.20
Wm. Milhorn.....	123.62
M. A. Martin.....	173.40
Raymond Wood.....	45.60
Floyd Davis.....	143.70
Wm. Blackburn.....	147.90
Howard Lewis.....	128.10
E. W. Kirby.....	273.60
Jesse Mauk.....	133.20
S. L. Everett.....	186.50
R. W. Snyder.....	90.60
Joe Glover.....	140.90
C. M. Glover.....	96.60
Irwin Ganoë.....	42.15
G. W. Hawes.....	43.80
Charles Smith.....	42.60
Jake Ganoë.....	31.80
Tom Gardner.....	41.10
A. R. Warles.....	43.75
Sundry labor 32 persons each receiving less than \$25.00.....	361.63
Total Labor.....	\$ 9,265.19

Total..... \$ 24,865.61

Wherever a part of the same class of expenditure is paid out of "State Fund, General Revenue," and part out of "State Fund, Special Revenue," the total amount is included in above General Revenue classification.

Amount of above paid out of General Revenue.....	\$ 18,999.29
Amount of above paid out of Special Revenue.....	5,856.32
Total.....	\$ 24,855.61

293.—*Appropriation for Buildings and Land, School for Deaf and Blind.*

Robert W. Kyle, contract, plumbing and heating....	\$ 5,815.70
Barrett and Stratton, contract, brick work.....	5,600.00
Potomac Electric Co., contract, wiring.....	722.50
Charles Waight & Co., contract, roofing.....	2,754.80
Fuller Bernard, contract, plastering.....	2,220.00
Charleston Builders' Supply Co., plaster.....	956.48
Fire Proof Material Co., metal laths and strips.....	1,432.04
Flue lining.....	122.24
Charleston Lumber Co., lumber.....	2,241.42
Thomas F. Martin, lumber.....	117.00
T. F. Rayne, lumber.....	60.23
Buckhannon Lumber Co., lumber.....	89.66
Morgan Lumber Co., lumber.....	3,286.97
Westwood Mfg. Co., lumber.....	1,473.23
Ramsey-Wheeler Co., lumber.....	1,236.71

Other lumber.....	192.08
Consolidated Stone Co., builders' stone.....	2,631.80
Belmont State Co., roofing slate.....	196.89
Publishing notice to contractors.....	45.15
Sand and gravel.....	928.86
Crushed stone.....	390.23
Cement.....	1,751.78
Sewer pipe.....	202.97
Lime.....	100.00
Wall tile.....	439.47
Brick.....	4,387.99
Freight on material.....	4,712.20
Paint, oil and varnish.....	163.39
Paint brushes.....	4.00
Gasoline.....	11.87
Rubberoid roofing.....	36.96
Nails.....	107.00
Enameled wire, \$12.75, flue lining, \$16.08.....	28.83
Repairs to wagons.....	22.34
Engine room supplies.....	10.86
Miscellaneous hardware.....	228.49
H. F. Griffey, advance allowance (to pay laborers)...	2,000.00
A. A. Soupart, per diem.....	377.00
Traveling expense.....	128.57
<b>Labor:</b>	
J. C. Linthicum, foreman.....	1,350.00
Howard Lewis.....	54.90
G. H. Haines.....	769.80
L. W. McCauley.....	25.05
Alex Singleton.....	151.63
Boyd Smith.....	136.33
L. B. Cookus.....	228.45
Warner Jackson.....	169.52
Jake Ganoe.....	61.65
G. P. Miller.....	779.40
Homer Burch.....	1,548.00
Charles Howard.....	256.20
S. H. Williams.....	68.80
R. W. Snyder.....	31.80
Dave Heavner.....	45.00
Leslie Arnold.....	27.00
C. M. Glover.....	39.90
Joe Glover.....	39.90
D. R. Kitzmiller.....	45.00
B. M. Grim.....	32.40
Claude Howard.....	46.50
Guy Haines.....	27.00
New Century Garage, truck driver.....	36.90
C. A. McIlwee.....	79.20
D. W. Shank.....	26.70
Sell Burch.....	413.70
B. J. Smith.....	105.30
Barrett and Tratton.....	70.65
Wm. Wagoner.....	308.25
A. R. Marler.....	36.00
Wm. Haines.....	462.60
S. L. Everett.....	103.00
A. X. Schuller.....	37.80
Jess Method.....	52.42
Irwin Ganoe.....	52.65
Thomas Mauck.....	106.95
B. H. Haines.....	741.30
I. W. Kline.....	635.40

E. W. Kirbey.....	622.50
R. L. Branson.....	567.00
M. A. Haines.....	479.70
S. C. Cline.....	326.40
C. T. Pyle.....	25.20
C. A. Adams.....	25.20
R. S. Fisher.....	26.40
John G. Clower.....	26.40
Sundry labor 38 persons each receiving less than \$25.00	450.51
Total Labor.....	\$11,752.36
<hr/>	
Total.....	\$ 58,980.07
<hr/>	
Recapitulation—General Revenue Expenditures:	
Salaries Officers, Teachers and Employees.....	\$ 48,875.49
Current Expense.....	39,872.12
Repairs and Improvements.....	18,999.29
Buildings and Land.....	58,980.07
<hr/>	
Grand Total—School for Deaf and Blind.....	\$ 166,726.97
<hr/>	
<b>COLORED DEAF AND BLIND SCHOOL.</b>	
294.— <i>Appropriation for Current Expense, Colored Deaf and Blind School.</i>	
Maryland School for the Blind, board and tuition....	\$ 1,350.00
Transfer to State Board Control, Special Revenue, to pay existing contracts.....	2,700.00
David F. Sheets, traveling expense.....	81.09
<hr/>	
Total.....	\$ 4,131.09
295.— <i>Appropriation for Buildings and Land, Colored Deaf and Blind School.</i>	
J. M. Canty, land.....	\$ 22,000.00
David F. Sheets, abstracting.....	200.00
Recording deed.....	1.75
<hr/>	
Total.....	\$ 22,201.75
<hr/>	
Recapitulation—General Revenue Expenditures:	
Current Expense.....	\$ 4,131.09
Buildings and Land.....	22,201.75
<hr/>	
Grand Total—Colored Deaf and Blind School..	\$ 26,332.84
<hr/>	
<b>STORER COLLEGE.</b>	
296.— <i>Appropriation for Salaries of Teachers of Storer College.</i>	
H. T. McDonald, teacher, salary 11 months.....	\$ 650.00
W. A. Saunders, teacher, salary 11 months.....	425.00
B. I. Motte, teacher, salary 11 months.....	425.00
<hr/>	
Total.....	\$ 1,500.00
297.— <i>Appropriation for Salaries of Industrial Department of Storer College.</i>	
H. H. Winters, teacher, salary 11 months.....	\$ 550.00
Eliza W. Simms, teacher, salary 11 months.....	275.00
W. R. Peregoy, teacher, salary 11 months.....	550.00
<hr/>	
Total.....	\$ 1,375.00
<hr/>	
Recapitulation—General Revenue Expenditures:	
Salaries of Teachers.....	\$ 1,500.00
Industrial Department.....	1,375.00
<hr/>	
Grand Total—Storer College.....	\$ 2,875.00

## WEST VIRGINIA COLLEGIATE INSTITUTE.

298.—*Appropriation for Salaries of Teachers, Officers and Employees.*

John W. Davis, president, salary 12 months.....	\$ 3,758.26
C. E. Mitchell, business manager, salary 12 months....	2,183.29
Wm. F. Savoy, secretary, salary 12 months.....	1,491.66
Jennie Reed, stenographer, salary 1 month.....	75.00
M. T. Sinclair, physician, salary 1 month.....	989.00
Sam Dunlap, physical director, salary 1 month.....	150.00
A. C. Spurlock, supt. buildings, salary 12 months....	1,958.26
A. D. Fleming, matron, salary 8 months.....	1,180.00
R. L. Brown, repairman, salary 12 months.....	1,183.33
Roscoe Howard, farmer, salary 10 months.....	985.00
Jacob Johnson, messenger, salary 12 months.....	991.63
Carl Hairston, watchman, salary 3 + months.....	275.00
Alonzo Harden, watchman, salary 2 months.....	144.00
Beah Meadows, cook, salary 1 month.....	50.00
Andrew Wicks, cook, salary 1 month.....	91.67
Marcellus Broady, mail carrier, sala' 5 months.....	70.00
Earle Dickerson, bugler, salary 5 months.....	70.00
Marie Robinson, chapel work, salary 5 months.....	70.00
Robt. Carroll, fireman, salary 5 months.....	390.00
Teachers:	
S. H. Guss, salary 12 months.....	1,766.66
Frank F. McMurry, summer school.....	250.00
Dr. Henry Newmann, summer school.....	250.00
Walter Barnes, summer school.....	176.50
Wm. Spriggs, salary 6 months.....	1,583.29
C. G. Woodson, salary 11 months.....	2,975.00
R. W. James, salary 6 months.....	1,583.29
A. G. Brown, salary 5 months.....	1,483.60
G. D. Brock, salary 10 months.....	1,545.40
A. A. Taylor, salary 5 months.....	1,763.57
Geneva Jackson, salary 10 months.....	1,681.76
D. A. Lane, salary 5 months.....	1,772.66
F. A. Parker, salary 5 months.....	1,681.76
J. S. Price, salary 10 months.....	1,786.30
D. M. Prillerman, salary 5 months.....	1,472.69
A. D. Spriggs, salary 10 months.....	1,090.90
M. E. Eubank, salary 11 months.....	1,383.26
D. L. Ferguson, salary 11 months.....	1,883.29
E. L. Kelley, salary 5 months.....	750.00
A. W. Curtis, salary 6 months.....	1,879.16
C. E. Jones, salary 11 months.....	1,485.00
Cornella D. Lampton, salary 2 months.....	1,104.52
H. S. Blackiston, salary 6 months.....	1,744.50
H. L. Dickason, salary 1 month.....	150.00
H. W. Taylor, salary 10 months.....	1,181.80
Louise Daniels, salary 10 months.....	1,090.90
Mary Webb, salary 7 months.....	763.63
F. C. Summer, salary 10 months.....	1,636.30
A. P. Hamblin, salary 10 months.....	1,636.30
Solomon Brown, salary 4 months.....	1,470.00
Hattie R. King, salary 10 months.....	1,090.90
Joseph Lovette, salary 4 months.....	1,470.00
Don W. Jones, salary 8 months.....	1,175.81
Exie Lee King, salary 5 months.....	900.00
Mary W. Lane, salary 3 months.....	327.27
E. M. Mitchell, salary 3 months.....	409.08
M. E. Price, salary 10 months.....	1,090.90
Fay L. Handley, salary 1 month.....	125.00
Mary Roan, salary 1 month.....	100.00
Amanda Spriggs, salary 1 month.....	90.90

Lorain Upthegrove, salary 1 month.....	100.00
Maude E. Price, salary 1 month.....	95.45
Dr. Guy M. Whipple, summer school.....	200.00
C. J. Michaels, salary 1 month.....	120.00
C. O. Hubbard, salary 11 + months.....	1,458.33
Janitors:	
F. H. Marshall, salary 12 months.....	1,185.00
James Phillips, salary 2 months.....	150.00
Otis Taylor, salary 3 + months.....	275.00
Percy Banks, salary 8 months.....	470.00
Max Weatherband, salary 2 + months.....	175.00
Watkins Haynes, salary 5 months.....	495.00
Hallie Logwood, salary 5 months.....	470.00
Clerks:	
J. A. Kinney, salary 8 months.....	375.00
Alex Washington, salary 4 months.....	275.00
Ruth Burke, salary 9 months.....	720.00
Farmers:	
Emmett Edens, salary 4 months.....	275.00
Theo. James, salary 4 months.....	271.25
Roscoe Hubbard, salary 2 months.....	200.00
Fitzhugh Eaves, salary 5 months.....	100.00
Other Employees:	
Aubrey Harris, salary 3 + months.....	275.00
Margaret Smith, salary 2 + months.....	169.48
Elizabeth Wilson, salary 2 months.....	94.00
Emma Austin, salary 2 + months.....	84.50
Maurice Jones, salary 2 months.....	88.50
Joseph Smith, salary 2 months.....	120.00
Willis Crawford, salary 2 months.....	75.50
B. Jackson, salary 5 months.....	60.00
Wm. Morris, salary 5 months.....	70.00
Madeline Marshall, salary 5 months.....	70.00
Fannie Garrett, salary 5 months.....	140.00
Clarence Bowles, salary 3 months.....	216.00
Sundry salaries 43 persons each receiving less than \$25	380.94
Total Salaries.....	\$ 73,161.95

Wherever a part of the same class of expenditure is paid out of "State Fund, General Revenue," and a part out of "State Fund, Special Revenue," the total amount is included in above General Revenue classification.

Amount of above paid out of General Revenue.....	\$ 60,030.65
Amount of above paid out of Special Revenue.....	13,131.30
Total.....	\$ 73,161.95

299.—*Appropriation for Current Expenses, West Virginia Collegiate Institute.*

Desks.....	\$ 55.50
Chairs.....	169.08
Window shades and curtains.....	13.10
Mattresses.....	123.00
Pillows.....	15.00
Table Linen.....	192.71
Towels.....	289.41
Table china.....	32.53
Table silver.....	267.90
Kitchen equipment.....	359.14
Library books.....	252.10
Text books.....	5,191.22
Public exercise.....	157.00
Prizes and awards.....	39.50



Catalogues.....	362.78
Other advertising.....	483.32
Newspapers.....	73.30
Magazines.....	43.94
Mechanical department.....	53.75
Manual training machinery.....	197.63
Manual training tools.....	285.33
Domestic cooking utensils.....	16.98
Domestic sewing supplies.....	1,036.73
Domestic canning supplies.....	325.31
American Economic Association dues.....	5.00
Football supplies.....	537.61
Baseball supplies.....	113.47
Basketball supplies.....	236.47
Guarantees for games.....	1,342.78
Other athletic expense.....	192.35
Printing supplies.....	102.18
Transfer from Book Fund to Current Expense.....	665.92
Transfer from Laboratory Fees to Medical Fees.....	134.82
J. W. Davis, advance allowance.....	375.00
Laundry.....	867.26
Laundry soap.....	166.58
Gold Dust.....	302.40
Other cleansers.....	28.50
Brooms.....	136.44
Mops and brushes.....	60.00
Toilet paper.....	165.24
Disinfectants.....	24.50
Other janitor supplies.....	238.43
Coal.....	392.74
Gas.....	5,007.49
Gasoline.....	460.60
Lubricating oil.....	181.83
Illuminating oil.....	17.34
Ice.....	392.32
Gas supplies.....	53.85
Electric supplies.....	461.07
Plumbing supplies.....	139.01
Refund tuition and other fees.....	41.75
Postage.....	606.36
Telephone.....	656.40
Freight, express and drayage.....	1,063.79
Stationery.....	650.80
Office supplies.....	1,363.98
Typewriters and supplies.....	487.19
Photo supplies.....	113.50
Engine-room supplies.....	10.78
Blacksmithing.....	23.30
Veterinary supplies.....	64.42
Farm machinery.....	219.06
Farm tools.....	146.09
Other farm supplies.....	63.12
Harness and stable supplies.....	13.70
Payment on Ford automobile.....	125.00
Payment on Ford tractor.....	500.00
Auto supplies.....	72.53
Oil, paint and varnish.....	14.70
Miscellaneous hardware.....	439.83
Cement machine.....	629.40
Music supplies.....	321.32
Laboratory equipment.....	3,607.09
Drugs and chemicals.....	646.21
Laboratory subjects.....	120.86

Spray supplies.....	33.20
Fertilizer.....	107.50
Seeds.....	132.16
Plants.....	30.55
Recording fees.....	7.00
Live poultry.....	14.50
Corn.....	69.50
Oats.....	98.23
Chop or middlings.....	1,064.60
Poultry feed.....	510.69
Dairy feed.....	420.40
Versa Wood, labor.....	28.00
Traveling Expense:	
A. Soupart.....	51.25
R. A. Colley.....	7.02
S. H. Guss.....	15.82
J. S. Price.....	31.97
A. A. Taylor.....	11.76
John W. Davis.....	255.69
Sundry trips to Charleston.....	42.50
Total Traveling Expense.....	\$ 416.01
Total.....	\$ 37,770.99
Less freight and discount deducted.....	124.38
Net Total.....	\$ 37,646.61

Wherever a part of the same class of expenditure is paid out of "State Fund, General Revenue," and a part out of "State Fund, Special Revenue," the total amount is included in above General Revenue classification.

Amount of above paid out of General Revenue.....	\$ 28,182.55
Amount of above paid out of Special Revenue.....	9,464.06
Total.....	\$ 37,646.61

The above traveling expense of John W. Davis was incurred as follows:

June 1921, Fayetteville, Harper, Beckley, Thurmond, Kimball, Huntington and Charleston.....	\$ 35.89
June 1921, Charleston and Montgomery.....	5.25
June 1921, Charleston, S. C.....	36.24
Aug. 1921, Washington, D. C. and New York.....	65.00
Dec. 1921, Cincinnati, Ohio.....	32.48
Feb. 1922, Nashville, Tenn.....	52.77
Feb. 1922, Williamson.....	16.20
Mar. 1922, High Coal and Eccles.....	11.86
Total.....	\$ 255.69

300.—*Appropriation for Repairs and Improvements, West Virginia Collegiate Institute.*

Standard Brick Co., brick.....	\$ 382.44
Fairmont Wall Plaster Co., plaster.....	896.90
Engine-room supplies.....	150.36
Engine-room repairs.....	457.88
Kanawha Plumbing Supply Co., plumbing and supplies.....	557.65
Frick & Lindsay, water pipes and other plumbing supplies.....	719.41
West Virginia Heating Co., plumbing Girls' Dor- mitory.....	1,836.85
Other plumbing supplies.....	773.95
Banks Supply Co., supplies for heating system.....	287.00

Kanawha Manufacturing Co., supplies for heating system.....	116.44
Other supplies for heating system.....	380.89
W. T. Turner, contract water well.....	319.50
Geo. Barnett, contract water well.....	244.15
Morgan Lumber Co., builders' supplies.....	3,887.31
Kanawha Valley Lumber Co., lumber.....	191.84
Charleston Lumber Co., lumber.....	270.84
Other lumber.....	239.09
H. A. Carpenter, locust posts.....	405.00
Crescent Sewer Pipe Co., sewer pipe.....	314.25
Pfaff & Smith Co., cement, sand and gravel.....	478.76
H. A. Thurman, repairing roof.....	283.50
Structural steel.....	94.32
Express.....	108.15
Lime.....	40.60
Miscellaneous hardware.....	846.67
Electric supplies.....	571.18
Gas supplies.....	11.14
Paint and brushes.....	1,664.60
Farm machinery.....	23.22
Farm tools.....	17.82
Window glass.....	79.64
Wire fencing.....	184.37
Auto supplies.....	138.44
Payment on auto.....	250.00
Manual training tools.....	212.80
Roofing.....	346.44
Kitchen equipment.....	170.08
Pipe.....	105.88
Hauling.....	47.20
Building smoke house.....	182.20
Brick.....	280.94
Labor:	
L. N. Brown.....	936.00
W. A. Brown.....	100.00
Bazil Brown.....	156.00
S. Brown.....	71.25
Dallas Brown.....	96.00
Geo. Hunt.....	32.00
Will Brown.....	70.00
L. Woody.....	182.70
Will Bush.....	154.00
Maurice Jones.....	139.20
Connally Jones.....	156.00
Terry Sinclair.....	134.60
P. H. Payne.....	453.40
Harry Davis.....	105.70
Houston Davis.....	53.90
Ed Hicks.....	275.40
H. Gregory.....	115.20
H. Austin.....	234.90
Frank Fairfax.....	106.20
H. Johnson.....	80.00
R. Carroll.....	81.60
R. Allen.....	406.00
Leroy Hall.....	418.00
J. M. Jones.....	285.00
Louie Chatham.....	56.40
Eugene Chatham.....	34.00
Wm. Sears.....	119.40
Albert Proctor.....	60.00
S. Cox.....	60.80

Edward Hicks.....	56.70
W. M. Brown.....	58.40
Sundry labor 32 persons each receiving less than \$25.00	370.62
Total Labor.....	\$ 5,636.15
Total.....	\$ 24,205.85

Wherever a part of the same class of expenditure is paid out of "State Fund, General Revenue," and part out of "State Fund, Special Revenue," the total amount is included in above General Revenue classification.

Amount of above paid out of General Revenue.....	\$ 24,145.85
Amount of above paid out of Special Revenue.....	60.00
Total.....	\$ 24,205.85

301.—*Appropriation for Building and Lands, West Virginia Collegiate Institute.*

Whitmore Electric Co., contract electric work.....	\$ 1,485.00
J. S. Glenn, contract plastering.....	3,617.95
Kanawha Valley Heating and Plumbing Co., contract plumbing.....	2,550.00
C. L. Ritter Lumber Co., lumber.....	533.96
Charleston Lumber Co., lumber.....	8,544.49
Morgan Lumber Co., builders' supplies.....	221.88
Kanawha Plumbing Co., plumbing supplies.....	378.66
Johns-Manville, plumbing supplies.....	2,136.00
Elger Co., plumbing supplies.....	2,681.16
Pfaff & Smith Co., plaster, cement and lath.....	1,170.46
Alpha Portland Cement Co., cement.....	639.87
Charleston Hardware Co., hardware.....	1,212.58
Miscellaneous hardware.....	128.87
Warne, Tucker & Patterson, architects, plans and specifications Dormitory.....	2,518.27
C. E. Mitchell, advance allowance.....	500.00
Paint.....	211.68
Lime.....	270.00
Sand.....	111.20
Plaster.....	176.00
Labor:	
James Welcher.....	107.43
R. M. Rousey.....	264.00
Frank Holbert.....	204.00
J. W. Baker.....	189.00
B. F. Bington.....	168.00
J. H. Cunningham.....	108.00
P. H. Payne.....	272.00
J. M. Trammer.....	44.00
E. Nash.....	104.00
H. E. Gillis.....	124.00
C. L. Jewell.....	124.00
E. B. Hicks.....	64.40
W. H. Gatewood.....	56.40
W. Austin.....	44.00
B. Winston.....	117.50
R. S. Rogers.....	38.50
G. Cunningham.....	96.00
S. B. Smith.....	88.00
W. S. Brown.....	27.00
Will Brown.....	495.10
Leroy Hall.....	75.75
Ed. Hicks.....	39.00
H. Austin.....	34.00

C. L. Woody.....	45.90
Taylor Brown.....	37.40
L. N. Brown.....	1,438.00
Geo. Hunt.....	556.40
Dallas Brown.....	304.20
Geo. Nips.....	73.00
S. Brown.....	272.50
Red Johnson.....	175.80
W. A. Brown.....	442.00
Bazil Brown.....	84.00
S. M. Lambert.....	216.00
B. F. Lambert.....	132.00
R. A. Bingham.....	84.00
R. L. Perdue.....	52.00
E. Polhames.....	40.00
E. L. Huffman.....	148.00
R. A. Bell.....	72.00
J. F. Jarvins.....	84.00
W. H. Baer.....	164.00
D. Spurlock.....	204.00
F. M. Taylor.....	488.00
W. D. Nash.....	622.00
L. E. Workman.....	264.00
G. T. Trout.....	198.00
Claude Hurt.....	282.00
M. H. Beckehour.....	408.00
C. L. Brouder.....	228.00
R. W. Bell.....	88.00
Hugh Ferrell.....	244.00
C. E. Arbaugh.....	244.00
U. V. Higginbotham.....	56.00
L. Markroutz.....	104.00
D. R. Wagner.....	108.00
A. D. Henson.....	44.00
W. J. Bird.....	235.00
J. H. Brewer.....	200.00
B. F. Bingham.....	180.00
G. D. Conley.....	212.00
C. B. Haymond.....	344.00
J. H. Smith.....	40.00
Sundry labor 16 persons each receiving less than \$25.00	180.15
Total Labor.....	\$12,278.43
A. Soupart, traveling expense.....	70.70
<hr/>	
Total Buildings and Lands.....	\$ 41,437.16

302.—*Appropriation for Dawson Hall, West Virginia Collegiate Institute.*

Kanawha Valley Heating and Plumbing Co., contract plumbing.....	\$ 4,387.65
Charleston Lumber Co., lumber.....	275.40
L. N. Brown, contract superintendent construction..	4,796.62
Whitmore Electric Co., contract electric work.....	240.00
P. A. Donovan, electric supplies.....	390.00
W. F. Shawver, contract roofing.....	1,377.00
Warner Elevator Manfg. Co., contract elevator.....	360.00
J. S. Glenn, contract lathing and plastering.....	507.21
Woodrum Home Outfitting Co., furniture.....	1,895.43
Home Furnishing Co., chairs and beds.....	2,473.72
Special Mattress Co., mattresses.....	838.62
Mattresses.....	110.25
Pugh Furniture Co.:	
Desks.....	97.36
Dressers.....	360.64

Chairs.....	349.95
Students' tables.....	617.40
S. Spencer Moore & Co., waste baskets.....	52.48
Noyes Thomas Co., sheets and pillow cases.....	174.62
Watts, Ritter Co., bedding.....	2,727.69
Delaware Chair Co., chairs.....	352.80
Colonial Woolen Mills Co., quilts and blankets.....	428.40
Acme Window Shade Co., window shades.....	274.40
Vacuum cleaners.....	164.75
Plumbing supplies.....	57.72
Labor:	
D. Spurlock.....	88.60
C. B. Hammond.....	88.00
J. W. Baker.....	140.00
W. D. Nash.....	88.00
P. H. Payne.....	264.00
H. M. Rousey.....	148.00
Edward Hicks.....	36.55
Frank Holbert.....	136.00
D. F. Barington.....	84.00
Leroy Hall.....	45.00
J. B. Cunningham.....	60.00
J. A. Shaver.....	30.00
E. Nash.....	41.50
Bazil Brown.....	88.00
G. D. Conley.....	88.00
Howard Austin.....	43.35
W. A. Brown.....	144.00
Will Brown.....	129.60
W. H. Gatewood.....	32.00
Sundry labor 11 persons each receiving less than \$25	134.30
Total Labor.....	\$ 1,908.90
A. Soupart, traveling expense.....	115.83
Total.....	\$ 25,334.84

Wherever a part of the same class of expenditure is paid out of "State Fund, General Revenue," and part out of "State Fund, Special Revenue," the total amount is included in above General Revenue classification.

Amount of above paid out of General Revenue.....	\$ 25,182.63
Amount of above paid out of Special Revenue.....	152.21
Total.....	\$ 25,334.84

Recapitulation—General Revenue Expenditures:	
Salaries of Teachers, Officers and Employees.....	\$ 60,030.65
Current Expenses.....	28,182.55
Repairs and Improvements.....	24,145.85
Buildings and Lands.....	41,437.16
Building and Lands (Dawson Hall).....	25,182.63
Grand Total—West Virginia Collegiate Institute	\$ 178,978.84

## BLUEFIELD COLORED INSTITUTE.

**303.—Appropriation for Salaries of Teachers, Officers and Employees.**

R. P. Sims, president, salary 12 months.....	\$	3,084.00
Stella J. Sims, preceptress, salary 12 months.....		1,466.00
May Z. Marshall, secretary, salary 6 + months.....		567.00
<b>Teachers:</b>		
Fannie C. Carter, salary part month.....		38.34
J. D. Coleman, salary 10 months.....		1,679.00
Janie M. Dawson, salary 11 months.....		1,529.97
Diana S. Dent, salary 10 months.....		1,275.00
H. L. Dickason, salary 10 months.....		2,335.00
D. F. Dunlap, salary 10 months.....		1,770.00
H. Hatter, salary 12 months.....		1,725.00
Viola T. Lewis, salary 10 months.....		1,195.00
Mercedes Poindexter, salary 11 months.....		1,116.67
E. L. Rann, salary 10 + months.....		1,481.67
M. P. Robinson, salary 1 month.....		140.00
S. L. Wade, salary 10 months.....		1,776.30
Truxie J. Warren, salary 10 months.....		1,260.00
N. Wiley, salary 10 months.....		1,770.00
Ruth A. Dean, salary 9 months.....		1,080.00
Elizabeth J. Miles, salary 9 months.....		1,116.00
<b>Janitors and Assistants:</b>		
B. Kendrick, salary 9 months.....		810.00
R. P. Sims, Jr., salary 7 months.....		160.00
Vernard Howard, salary 2 months.....		138.25
Taylor Williams, salary part month.....		15.00
N. G. Sims, salary part month.....		15.00
S. R. Dickason, salary part month.....		5.00
John Poindexter, salary 7 months.....		46.67
W. Austin, salary part month.....		8.50
<b>Total Salaries.....</b>	<b>\$</b>	<b>27,603.37</b>

Wherever a part of the same class of expenditure is paid out of "State Fund, General Revenue," and part out of "State Fund, Special Revenue," the total amount is included in above General Revenue classification.

Amount of above paid out of General Revenue.....	\$	27,220.04
Amount of above paid out of Special Revenue.....		383.33
<b>Total.....</b>	<b>\$</b>	<b>27,603.37</b>

**304.—Appropriation for Current General Expenses, Bluefield Colored Institute.**

Chairs.....	\$	70.50
Hat Stands.....		31.85
Dressers.....		370.50
Window shades and curtains.....		185.44
Electric irons.....		120.00
Bookcases.....		161.67
Blankets.....		435.18
Sheets and pillows.....		463.50
Beds.....		295.50
Towels.....		52.92
Text books.....		10.09
Maps.....		114.31
Model school supplies.....		80.01
Blackboard supplies.....		14.40
Public exercise.....		172.06
Catalogues.....		691.05
Other advertising.....		20.00
Newspapers.....		51.65

Magazines.....		39.30
Domestic ooking material.....		8.08
Domestic cooking utensils.....		69.69
Domestic sewing supplies.....		305.02
Domestic canning supplies.....		9.93
Brooms.....		13.60
Mops and brushes.....		12.95
Other janitor supplies.....		102.53
Coal.....		373.23
Gas.....		33.95
Electricity.....		233.77
Water.....		336.02
Electric supplies.....		86.85
Plumbing supplies.....		48.78
Postage.....		159.36
Telephone.....		179.69
Freight.....		180.79
Drayage.....		31.97
Stationery.....		83.67
Office supplies.....		96.70
Farm tools.....		10.50
Miscellaneous hardware.....		158.92
Medical attendance.....		3.00
Music supplies.....		15.00
Laboratory equipment.....		1,048.86
Drugs and chemicals.....		24.78
Fertilizer.....		7.20
<b>Labor:</b>		
Rufus Moss.....		25.07
D. Davis.....		3.60
S. Wade, Jr.....		9.60
Theo. Barnes.....		11.20
R. P. Sims, Jr.....		54.00
N. G. Sims.....		36.20
Gladys Simpson.....		14.00
J. K. Davids.....		5.00
H. Pettus.....		12.00
A. B. Mahood.....		10.00
J. O. Mitchell.....		39.72
Savannah Scott.....		7.35
Winfield Coleman.....		9.00
John Poindexter.....		5.00
C. H. Lawson.....		49.00
Total Labor.....	\$	290.74
<b>Traveling Expense:</b>		
C. T. Kelley.....		2.29
J. D. Coleman.....		135.36
H. L. Dickason.....		16.42
S. L. Wade.....		11.87
A. Soupart.....		19.34
D. F. Sheets.....		28.86
R. P. Sims.....		199.72
Total Traveling Expense.....	\$	413.86
<b>Total.....</b>	<b>\$</b>	<b>7,719.37</b>
Less advance allowance previous year re- turned.....	\$	100.00
Less discount deducted.....		51.10
Net Total.....	\$	7,568.27



Wherever a part of the same class of expenditure is paid out of "State Fund, General Revenue," and a part of "State Fund, Special Revenue," the total amount is included in above General Revenue classification.

Amount of above paid out of General Revenue.....	\$	5,902.19
Amount of above paid out of Special Revenue.....		1,666.08
<b>Total.....</b>	<b>\$</b>	<b>7,568.27</b>
The above traveling expense of R. P. Sims was incurred as follows:		
March 1921, Charleston.....	\$	16.61
May 1921, Charleston.....		18.70
June 1921, Institute.....		23.29
Aug. 1921, New York.....		25.97
Sept. 1921, Williamson.....		7.90
Oct. 1921, New York.....		21.47
Nov. 1921, Huntington.....		21.78
Nov. 1921, Clarksburg and Fairmont.....		40.35
Dec. 1921, Charleston.....		17.95
Feb. 1922, Northfork and Welch.....		5.70
<b>Total.....</b>	<b>\$</b>	<b>199.72</b>
<b>305.—Appropriation for Repairs and Improvements, Bluefield Colored Institute.</b>		
Acme Asbestos Covering and Supply Co., laying floor	\$	250.00
Georgia Lumber Co., lumber.....		178.49
American Laundry Machine Co., machinery for laundry.....		1,000.00
Cleveland Laundry Machine Co., machinery for laundry.....		775.00
Ironing boards.....		150.00
Laundry repairs and supplies.....		14.17
Tuning piano.....		2.50
Stone.....		45.50
Sewer pipe.....		60.00
Electric supplies.....		88.68
Plumbing supplies.....		161.64
Drayage.....		71.26
Engine-room supplies.....		30.42
Pipe line.....		10.50
Paint.....		156.45
Miscellaneous hardware.....		250.07
Lumber.....		497.06
Seed.....		1.50
<b>Labor:</b>		
Sam Wade.....		25.40
Theo. Barnes.....		31.60
Rufus Moss.....		25.80
Booker Kendrick.....		128.00
R. P. Sims, Jr.....		104.40
H. J. Olinger.....		257.60
Ed McClintock.....		190.20
David Bolen.....		363.80
N. G. Sims.....		73.20
A. Brown.....		67.60
Wm. Thomas.....		56.55
H. A. Lee.....		51.00
W. Woodson.....		36.00
Wm. Dillard.....		36.00
David Bolen.....		39.37
Sundry labor 17 persons each receiving less than \$25.00		168.20
<b>Total Labor.....</b>	<b>\$</b>	<b>1,654.72</b>
<b>Total.....</b>	<b>\$</b>	<b>5,397.96</b>

<b>Recapitulation—General Revenue Expenditures:</b>	
Salaries of Officers, Teachers and Employees.....	\$ 27,220.04
Current Expense.....	5,902.19
Repairs and Improvements.....	5,397.96
<b>Grand Total—Bluefield Colored Institute.....</b>	<b>\$ 38,520.19</b>

**RECAPITULATION OF DISBURSEMENTS BY STATE BOARD OF  
CONTROL OUT OF "STATE FUND, GENERAL REVENUE,"  
DURING THE YEAR ENDING JUNE 30, 1922**

State Board of Control Office.....	\$ 56,902.71
Huntington State Hospital.....	188,188.54
Spencer State Hospital.....	125,919.89
Weston State Hospital.....	227,695.17
State Colored Hospital for Insane.....	8,675.75
Welch Hospital No. 1.....	58,489.14
McKendree Hospital No. 2.....	33,570.19
Fairmont Hospital No. 3.....	35,089.45
State Tuberculosis Sanitarium.....	128,937.66
State Colored Tuberculosis Sanitarium.....	24,876.44
West Virginia Industrial School for Boys.....	115,239.78
State Industrial School for Colored Boys.....	641.96
West Virginia Industrial Home for Girls.....	37,915.53
State Industrial Home for Colored Girls.....	200.00
West Virginia Children's Home.....	16,856.89
West Virginia Colored Orphans' Home.....	11,635.52
State Board of Children's Guardians.....	34,767.48
Insurance on Public Buildings.....	50,000.00
State Geological and Economic Survey.....	48,568.55
Private Hospitals—Treatment.....	39,222.00
Hill Crest Tuberculosis Sanitarium.....	10,000.00
Florence Crittenden Home.....	3,050.00
Treatment of Drug Addicts.....	1,739.33
Berkeley Springs Board.....	500.00
Point Pleasant Monument.....	6,561.44
Rumseyan Monument.....	686.10
Vicksburg Monument.....	3,121.83
Commissioners of Pharmacy.....	3,245.44
Forestry, Game and Fish Commission.....	1,029.99
Hotel Inspector.....	2,809.86
West Virginia Penitentiary.....	20,000.00
West Virginia University.....	897,700.69
Agricultural Experiment Station.....	137,847.63
Community Packing House.....	21,027.20
New River State School.....	42,767.46
Potomac State School.....	65,346.46
Marshall College.....	209,705.79
Concord State Normal School.....	189,993.26
Fairmont State Normal School.....	203,984.24
Glenville State Normal School.....	48,313.07
Shepherd College State Normal School.....	59,669.81
West Liberty State Normal School.....	63,991.98
West Virginia School for the Deaf and Blind.....	166,726.97
Colored Deaf and Blind School.....	26,332.84
Storer College.....	2,875.00
West Virginia Collegiate Institute.....	178,978.84
Bluefield Colored Institute.....	38,520.19

**Total Amount Disbursed by State Board of Control out of "State Fund, General Revenue"..... \$ 3,649,918.07**

**PAYMENTS OF REQUISITIONS BY OTHERS THAN STATE BOARD  
OF CONTROL OUT OF MONEY COLLECTED FOR THE  
SPECIFIC PURPOSE, "STATE FUND, SPECIAL REVENUE"**

**STATE AUDITOR'S OFFICE.**

<b>306.—Appropriation for Fire Marshal (Special Revenue).</b>	
C. L. Topping, salary 12 months.....	\$ 4,000.00
Jno. S. Horan, salary 3 months.....	999.99
C. A. Bryant, salary 12 months.....	2,500.00
J. H. Riddle, Jr., salary 2 months.....	400.00
C. H. Wheatley, salary 8 + months.....	1,700.00
M. C. Kindleberger, salary 2 months.....	350.00
P. C. Horan, salary 12 months.....	2,150.00
Alice Nightengale, salary 12 months.....	1,370.00
A. A. Dorsey, salary 3 months.....	450.00
A. Bliss McCrum, salary 10 months.....	2,000.00
Walter G. Russell, salary 7 + months.....	1,249.95
Grover C. Hite, salary 8 months.....	1,600.00
Edw. Ritz, salary 8 months.....	1,600.00
Fred Jesser, salary 6 months.....	600.00
Howard Welcher, salary 3 + months.....	630.00
Chas. M. Bond, salary 1 month.....	225.00
Ray Ours, salary 1 month.....	100.00
Ralph White, salary 1 month.....	125.00
Fred B. Salmons, salary 1 month.....	100.00
H. C. Parsons, services.....	14.75
H. A. Kayser, services.....	90.00
R. H. Clendenin, services.....	6.85
J. E. Spurlock, services.....	15.00
Jno. T. Simms, Attorney Fee-Reynolds Case.....	25.00
LeRoy Clemens, mimeograph work.....	66.80
<b>Stenographic Services:</b>	
Junia J. Hite.....	15.00
Dora M. Shanaberger.....	17.00
Ruth Gibson.....	6.00
J. G. Nesbitt.....	86.65
Mary E. Wilson.....	56.50
The Letter Shop.....	254.40
Wesley Frazier.....	16.00
Harry Caldwell.....	11.00
Tom Hardy.....	3.40
Laura J. Coyle.....	62.30
Gaynelle R. Davis.....	60.70
Pansy Cunningham.....	25.00
Mrs. H. R. Dearth.....	23.38
Packie Anderson.....	27.00
Louis E. Schrader.....	20.00
Ersa Hamilton.....	31.70
Madison L. Davis.....	111.50
A. B. Moore.....	112.75
Total Salaries and Services.....	\$23,308.62
C. L. Topping, transportation.....	1,358.48
Hotel and Meals.....	911.20
Telephone and Telegraph.....	32.46
Baggage.....	2.15
Porter.....	.50
Stenographer and requisition fees.....	4.00
Transportation of witnesses.....	12.00
Jno. S. Horan, transportation.....	121.70
Hotel and meals.....	112.65
Telephone and telegraph.....	2.53

M. C. Kindelberger, transportation.....	206.38
Hotel and meals.....	349.55
Telephone and telegraph.....	4.13
Stenographer.....	13.40
Postage.....	.50
Taxi.....	1.00
Office Rent.....	40.00
C. H. Wheatley, transportation.....	728.63
Hotel and meals.....	1,127.42
Telephone and telegraph.....	19.62
Photos of fires.....	7.00
Expense of witnesses.....	26.10
Guarding prisoners.....	5.00
J. H. Riddle, Jr., Transportation.....	139.96
Hotel and meals.....	159.45
Telegraph.....	.85
Taxi.....	11.60
C. A. Bryant, transportation.....	195.93
Hotel and meals.....	275.15
Telephone.....	1.25
Postage.....	1.00
Stenographer.....	5.00
Photos of fires.....	12.00
P. C. Horan, transportation.....	273.83
Hotel and meals.....	497.79
Telegraph.....	.35
Freeman Carte, transportation.....	59.82
Hotel and meals.....	46.50
Telephone.....	.45
Edw. Ritz, transportation.....	198.64
Hotel and meals.....	393.10
Telephone and telegraph.....	4.30
Postage.....	.25
Grover C. Hite, transportation.....	674.66
Hotel and Meals.....	938.23
Telephone and Telegraph.....	68.57
Taxi.....	5.65
Baggage.....	.20
Expense of witness.....	7.00
Business cards.....	18.00
Walter G. Russell, transportation.....	458.33
Hotel and meals.....	495.45
Telephone and telegraph.....	33.75
Taxi.....	11.75
Porter.....	1.75
A. Bliss McCrum, transportation.....	71.40
Hotel and meals.....	28.40
Telephone.....	.25
Porter.....	.50
Ralph W. White, transportation.....	86.42
Hotel and meals.....	105.85
Telephone and telegraph.....	.97
Fred B. Salmons, transportation.....	57.76
Hotel and meals.....	32.40
Telephone and telegraph.....	2.55
Howard Welcher, transportation.....	186.34
Hotel and meals.....	130.80
Telephone and telegraph.....	3.55
Fee for requisition papers.....	2.00
J. B. Concill, attorney fee.....	5.00
A. A. Dorsey, transportation.....	35.17
Hotel and meals.....	53.60

John C. Bond, transportation.....	45.63
Hotel and meals.....	106.05
Telegraph.....	.79
Total Traveling Expense.....	\$11,032.39
Postage.....	87.00
Telephone.....	261.28
Telegraph.....	85.04
Freight, express and drayage.....	13.00
Office supplies and stationery.....	412.10
Office furniture and fixtures.....	139.70
Rug.....	67.50
Drinking water.....	30.60
Newspaper clippings.....	120.00
Books.....	9.00
Placards and bulletins.....	353.50
Typewriter.....	47.64
Dictagraph and supplies.....	198.75
Electric supplies.....	6.45
Keys.....	2.85
Business cards.....	17.00
Photos of fires.....	103.50
Badges.....	49.78
Reporting fires.....	625.48
National Fire Marshals Association, dues.....	20.00
The National Board of Fire Underwriters, 52,395 copies W. Va. edition, safeguarding homes.....	2,277.21
Wallace Knight, labor and material, work in basement, Annex.....	333.43
W. Va. Heating and Plumbing Co., labor and mater- ial, work in basement, Annex.....	343.50
Refunding erroneous payments.....	18.32
Total Miscellaneous.....	\$ 5,622.63
<b>Total—Fire Marshal Department.....</b>	<b>\$ 39,963.64</b>

Note—The above traveling expense of John C. Bond was incurred as follows:

December 1921, Parkersburg.....	\$ 38.72
January 1922, Huntington.....	20.61
January 1922, Parkersburg.....	44.07
March 1922, Ravenswood and Parkersburg.....	49.07
<b>Total.....</b>	<b>\$ 152.47</b>

**307.—Appropriation of Investment Company Fees (Special Revenue).**

J. G. Groninger, salary 5 + months.....	\$ 1,966.65
Chas. M. Bond, salary 5 + months.....	1,406.73
P. H. Anderson, salary 1 month.....	200.00
Carolyn C. Walker, salary 1 month.....	210.00
L. L. Mahoney, services.....	50.00
C. H. Bell, services.....	7.50
Total Services.....	\$ 3,840.88
P. H. Anderson, transportation.....	32.42
Hotel and meals.....	29.65
Telephone and telegraph.....	.55
Lawrence B. Harris, transportation.....	48.22
Hotel and meals.....	129.55
Telephone.....	2.75
Taxi.....	.50
Porter and baggage.....	.35
Chas. M. Bond, transportation.....	268.31
Hotel and meals.....	884.45
Telepone.....	4.40
John C. Bond, transportation.....	31.59
Hotel and meals.....	28.85

L. O. Curtis, transportation.....	40.60
Hotel and meals.....	33.10
Telephone and telegraph.....	1.53
Porter.....	.50
Taxi.....	2.50
Chas. E. Ours, transportation.....	84.68
Hotel and meals.....	89.25
Total Traveling Expense.....	\$ 1,713.75
Postage.....	25.00
Subscription to paper.....	7.50
R. G. Dunn, subscription.....	162.50
Total—Investment Company Fees.....	\$ 5,749.63

Note—The above traveling expense of John C. Bond was incurred as follows:  
 Nov. 1922, Wheeling, Morgantown and Clarksburg.. \$ 60.44

#### ADJUTANT GENERAL.

##### 308.—Appropriation of Militia Fines and Collection (Special Revenue).

Ida Borstein, stenographic services.....	\$ 25.00
Lottie Harrison, janitress.....	15.00
Heat, water and light.....	62.91
Drinking water.....	4.80
Telegraph.....	3.75
Total—Adjutant General.....	\$ 111.46

#### STATE TAX COMMISSIONER'S OFFICE.

##### 309.—Appropriation of Moneys Collected by Chief Inspector of Public Offices. (Special Revenue.)

The following are payments made to the examiners for services and transportation in auditing counties, districts and municipalities.

This fund is made up of moneys collected from the various taxing districts audited. Section 8 of the Uniform Accounting Act provides that the costs of the audits when collected shall be paid into the State Treasury and disbursed by the Chief Inspector in the same manner as appropriations are disbursed.

George W. Beaire, services.....	\$ 3,234.00
R. R. Bell, services.....	2,363.50
Transportation.....	149.59
E. E. Ballard, services.....	2,482.00
Stenographic services.....	5.00
Transportation.....	252.15
C. D. Bray, services.....	3,268.00
Transportation.....	199.89
I. E. Brammer, services.....	2,373.50
Transportation.....	160.77
W. B. Calder, services.....	798.00
Transportation.....	35.14
W. B. Cobun, services.....	2,277.50
Transportation.....	184.61
Hunter Graham, services.....	2,998.00
Transportation.....	233.78
Mark C. Kyle, services.....	320.00
R. M. Kittle, services.....	3,100.00
Transportation.....	79.32
W. W. Lemley, services.....	2,290.00
Transportation.....	108.18
J. E. Mathews, services.....	3,504.00
Transportation.....	120.48

H. C. Owen, services.....	2,375.50
Expressage.....	1.57
Transportation.....	65.84
J. H. Otto, services.....	3,312.00
Transportation.....	53.24
Elmer Price, services.....	1,714.50
Transportation.....	195.62
Julius Scherr, services.....	3,272.00
Transportation.....	166.15
H. R. Wears, services.....	1,824.00
<b>Total.....</b>	<b>\$ 43,517.83</b>
Less amount paid from Uniform System of Public Accounting and treated as a disbursement from said fund (See. No. 87).....	984.27
<b>Net Total—Chief Inspector.....</b>	<b>\$ 42,533.56</b>

**DEPARTMENT OF AGRICULTURE.**

<i>310.—Department of Agriculture.</i>	
Appropriation of fertilizer registration tags.....	\$ 13,475.18
Appropriation of Nurserymen's registration cer- tificates.....	1,684.72
Appropriation of Commercial Stock Food Inspection Tax.....	33,894.20
Appropriation of Sire Registration Fees.....	215.00
<b>Total—Department of Agriculture.....</b>	<b>\$ 49,269.10</b>
See No. 64 for classification.	

**DEPARTMENT OF HEALTH.**

<i>311.—Appropriation for Expense of Bureau of Venereal Diseases (Special Revenue.)</i>	
Sundry payments (See No. 135 for classification)....	\$ 878.23
<i>312.—Appropriation of Rockefeller Endowment. (Special Revenue.)</i>	
Sundry payments (See No. 135 for classification)....	\$ 7,438.90
<i>313.—Appropriation of Shepherd-Towner Fund.</i>	
Sundry payments (See No. 135 for classification)....	\$ 387.96
<b>Total—Department of Health.....</b>	<b>\$ 8,705.09</b>

**ARCHITECTS, BOARD FOR EXAMINATION.**

<i>314.—Appropriation for Expenses of Board of Examiners and Registration of Architects. (Special Revenue.)</i>	
Irene C. Hill, stenographic services.....	\$ 306.00
J. C. Masten, stenographic services.....	12.00
A. F. Wysong, per diem.....	45.00
Mileage.....	85.00
T. T. Sausberry, per diem.....	45.00
Mileage.....	30.70
C. L. Hickman, per diem.....	45.00
Mileage.....	67.00
M. F. Giesey, per diem.....	45.00
Mileage.....	71.65
W. A. Meanor, per diem.....	35.00
Mileage.....	29.20
Postage.....	34.30
Office Supplies.....	116.56

Certificates.....	44.30
Lettering certificates.....	15.30
Telephone and telegraph.....	2.70
Drayage.....	3.00
Advertising meeting.....	29.89
Rent of meeting places.....	40.25
Total.....	\$ 1,102.85

**ENGINEERS, BOARD FOR REGISTRATION.**

**315.—Appropriation for the Expenses of the State Board of Registration for Engineers. (Special Revenue.)**

Anderson and Taylor for stenographic services.....	\$ 75.00
G. E. Taylor, stenographic services.....	150.00
G. E. Taylor, per diem.....	40.00
G. E. Taylor, secretary.....	600.00
Keener McClung, services.....	55.00
Max Bloch, drawing.....	21.57
City Multigraph Co., letters.....	20.68
Frank Haas, per diem.....	20.00
Transportation.....	26.40
Hotel and meals.....	13.00
C. S. McCalla, per diem.....	30.00
Refund of Fees.....	120.00
Protest fees on check.....	1.72
Postage.....	85.00
Telephone and telegraph.....	9.10
Office furniture and supplies.....	149.71
Letter heads, envelopes and application blanks.....	145.75
Certificates.....	103.60
Lettering certificates.....	78.75
Premium on bond of Secretary.....	12.50
Electrotype.....	22.74
Total.....	\$ 1,780.52

**STATE COUNCIL OF DEFENSE WAR FUND.**

**316.—Appropriation of State Council of Defense War Fund. (Special Revenue)**

Stout & Co., medicine.....	\$ 23.05
E. C. Hatfield, meals for prisoners.....	184.50
W. J. Hatfield, meals for prisoners.....	288.70
Chrystal Cafe, meals for guards.....	7.65
Vaughan Hotel, meals and lodging Major Wood.....	39.75
Vaughan Hotel, meals and lodging Major Davis.....	217.65
Home Hardware Co., ammunition.....	31.40
C. A. Wood, expressage.....	5.29
C. & O. R. R., transportation.....	9.52
N. & W. R. R., transportation.....	81.57

Total..... \$ 889.08

**SPECIAL LICENSE TAX—PUBLIC SERVICE COMMISSION.**

**317.—Appropriation of Special License Tax Assessed Against Public Service Corporations for Expenses of the Public Service Commission. (Special Revenue.)**

R. B. Bernheim, salary 12 months.....	\$ 6,000.00
Chas. O. Wolfes, salary 12 months.....	2,785.00
Fredona Gluesenkamp, salary 12 months.....	1,720.00
Mary Hanger, salary 12 months.....	1,460.00
Garnett Hamilton, salary 11 + months.....	1,170.00



Ruth Grose, salary 12 months.....	1,460.00
Grace Calhoun, salary 10 months.....	1,395.00
L. W. Stanard, salary 12 months.....	3,075.00
H. E. Nease, salary 12 months.....	3,300.00
Keener McClung, salary 12 months.....	2,400.00
Geo. W. Johnson, salary 2 months.....	833.32
Rose McGee, salary 12 months.....	1,514.00
F. A. Britton, salary 7 months.....	1,050.00
George Williams, salary 12 months.....	2,400.00
R. H. Harris, salary 12 months.....	300.00
T. W. V. O'Rielly, salary 11 months.....	2,000.00
F. W. Livezey, salary 10 months.....	4,166.60
Boyd Cain, salary 1 + month.....	201.00
Carolyn Walker, salary 2 months.....	240.00
W. Q. Gallaher, salary 12 months.....	3,000.00
W. B. Hall, salary 12 months.....	2,740.00
Hartzell Kennedy, salary 12 months.....	1,260.00
J. A. Robertson, salary 2 months.....	400.00
Charles B. Ebert, salary 12 months.....	1,680.00
H. D. Northcott, salary 12 months.....	1,680.00
Wm. F. Weir, salary 12 months.....	1,500.00
J. S. Porter, salary 12 months.....	1,500.00
L. E. Richardson, salary 12 months.....	1,455.00
J. T. Handlan, salary 12 months.....	2,400.00
E. E. Winters, salary 12 months.....	3,000.00
Total Salaries.....	<b>\$58,084.92</b>
Ernest D. Lewis, transportation.....	534.83
Hotel and meals.....	558.45
Telephone and telegraph.....	14.04
Taxi.....	1.90
Porter, tips and baggage.....	15.05
E. G. Rider, transportation.....	203.97
Hotel and meals.....	125.08
Telephone.....	1.80
Stenographer.....	.75
Geo. R. C. Wiles, transportation.....	215.23
Hotel and meals.....	68.40
Taxi.....	3.00
Porter and baggage.....	9.85
Keener McClung, transportation.....	121.40
Hotel and meals.....	82.60
Telephone.....	.65
Taxi.....	.25
Porter.....	3.25
E. E. Winters, transportation.....	119.38
Hotel and meals.....	93.80
Telephone and telegraph.....	1.82
Baggage.....	1.27
L. W. Stanard, transportation.....	174.06
Hotel and meals.....	172.70
Telephone and telegraph.....	.65
Porter and baggage.....	1.75
Chas. B. Ebert, transportation.....	67.57
Hotel and meals.....	134.85
Telephone.....	.50
Supplies.....	1.27
W. B. Hall, transportation.....	327.26
Hotel and meals.....	166.83
Telephone and telegraph.....	3.80
Express.....	3.89
Supplies.....	.75
H. E. Nease, transportation.....	140.52
Hotel and meals.....	78.40
Taxi.....	.50

Baggage.....	.40
Wm. V. Reilly, transportation.....	25.39
Hotel and meals.....	15.15
W. Q. Gallaher, transportation.....	152.13
Hotel and meals.....	103.55
Telephone and Telegraph.....	.40
Photo for exhibit.....	1.75
Wm. F. Weir, transportation.....	7.43
Hotel and meals.....	6.50
Postage.....	.50
T. W. V. O'Reilly, transportation.....	130.64
Hotel and meals.....	91.00
Telephone and telegraph.....	1.43
Taxi.....	1.00
Porter and baggage.....	4.65
Supplies.....	.50
R. B. Bernheim, transportation.....	111.67
Hotel and meals.....	88.00
Taxi.....	3.00
Porter.....	1.00
J. T. Handlan, transportation.....	6.64
Hotel and meals.....	2.00
F. M. Liveley, transportation.....	47.26
Hotel and meals.....	9.75
H. D. Nortcott, transportation.....	12.70
Hotel and Meals.....	2.05
Total Traveling Expense.....	\$ 4,278.56
Postage.....	557.52
Telephone.....	991.67
Telegraph.....	143.29
Freight, express and drayage.....	40.39
Office supplies and stationery.....	987.16
Office furniture and fixtures.....	50.40
Awnings.....	24.50
Books.....	154.38
Maps.....	2.50
Brief case.....	36.00
Subscription to papers.....	44.00
Typewriters and supplies.....	200.00
Addressograph supplies.....	32.34
Engineers supplies.....	48.46
J. B. Walker, secretary National Association of Rail- way and Utilities Commission, Share of expense...	550.00
F. W. Hughes, lettering.....	2.50
Treasurer of United States, annual report forms.....	145.59
Public Utilities Reports, Inc., reports.....	162.50
Tribune Printing Co., printing.....	1,784.25
Houston G. Young, Secretary of State, supplies and stock furnished.....	709.37
State West Virginia, payment of overdraft of former year.....	9,017.44
Total Miscellaneous.....	\$15,684.26
Total.....	\$ 78,047.74

#### FORESTRY, FISH AND GAME WARDEN.

318.—Appropriation for Forestry, Fish and Game Protection—Chapter 69 of the Acts of 1909. (Special Revenue.)

C. E. Landacre, salary 3 months.....	\$ 300.00
L. H. Rogers, salary 3 months.....	225.00
F. C. Turley, salary 4 months.....	300.00
Alba C. Collett, salary 3 months.....	300.00

Neil B. Harding, salary 3 months.....	75.00
L. E. Arbogast, salary 2 months.....	60.00
Samuel Murphy, per diem.....	236.00
Warmack Ratliff, per diem.....	10.50
Hauling men to and from forest fires.....	168.25
Meals for men fighting fires.....	10.45
Hardware for telephone line.....	25.29
Labor on telephone line.....	9.50
Drayage.....	9.00
Postage.....	25.00
Telephone and telegraph.....	25.38
Office supplies.....	7.75
A. C. Collett, traveling expense.....	40.68
C. W. Harding, traveling expense.....	23.95
Sam Murphy, traveling expense.....	27.50
L. H. Rogers, traveling expense.....	29.69
<b>Total.....</b>	<b>\$ 1,908.94</b>

#### GAME AND FISH COMMISSION.

#### 319.—Appropriation for Game and Fish Protection—Chapter 116 Acts of 1921. (Special Revenue.)

Expense of the Commissioners:	
A. F. Francis, transportation.....	\$ 82.07
Hotel and meals.....	21.75
Telephone and telegraph.....	10.20
Charles A. Cabell, per diem.....	51.00
Transportation.....	2.64
Hotel and meals.....	7.25
Telephone.....	1.10
Postage.....	.54
G. O. Young, transportation.....	183.78
Hotel and meals.....	208.63
Postage.....	34.20
Telephone and telegraph.....	56.84
Stenographer.....	55.25
Porter, 25c, office supplies, 65c.....	.90
<b>Total Expense of the Commission. . .</b>	<b>\$ 721.15</b>
G. W. Sharp, chief deputy, salary 10 months.....	2,000.00
Transportation.....	578.06
Hotel and meals.....	425.54
Expense from Marlinton to Charleston.....	22.50
Hotel expense of attendance at meeting of the commission.....	49.75
Telephone and telegraph.....	22.46
Stenographer.....	28.50
Postage.....	5.21
Gasoline, \$1.40, memorandum book, 25c.....	1.65
Notary fees.....	1.50
Expense moving office from Elkins to Charleston	81.82
Transferring fish.....	26.32
B. G. Dunkle, chief clerk, salary 10 + months.....	1,716.54
Transportation.....	9.02
Postage.....	1.30
Beatrice Sharp, stenographer 9 + months.....	1,195.89
A. B. Brooks, chief game protector, salary 8 months.	2,000.00
Transportation.....	466.16
Hotel and meals.....	331.65
Porter.....	4.50
Telephone.....	18.78
Postage.....	11.15
Association dues.....	5.00

Office supplies.....	74.78
Operator license.....	1.00
Janitor service.....	2.50
Drayage.....	2.00
Edward Bond, district deputy, salary 7 + months...	773.24
Transportation.....	205.55
Hotel and meals.....	209.59
Telephone.....	2.82
Postage.....	1.66
Stationery and supplies.....	5.95
Laborer, \$2.00, horse feed, \$1.37.....	3.37
David Frame, district deputy, salary 9 + months...	943.33
Transportation.....	246.56
Hotel and meals.....	324.06
Horse feed.....	8.70
Telephone.....	17.05
Office rent.....	35.25
Stenographer.....	27.55
Postage.....	10.76
Notary.....	1.25
Stationry and supplies.....	22.70
J. E. Saner, district deputy, salary 9 + months.....	975.00
Transportation.....	188.61
Hotel and meals.....	30.06
Postage.....	4.50
Telephone.....	2.48
Auto supplies.....	20.68
Horse feed.....	5.00
A. F. Bennett, district deputy, salary 10 + months...	1,005.33
Transportation.....	249.10
Hotel and meals.....	264.97
Postage.....	9.42
Telephone.....	17.90
Letterheads.....	6.00
J. E. Woodson, district deputy, salary 8 + months...	850.00
Transportation.....	478.10
Hotel and meals.....	194.24
Stenographer.....	35.00
Telephone.....	3.22
Postage.....	2.00
Pistol license.....	10.00
John H. Parker, district deputy, salary 9 months.....	900.00
Transportation.....	333.93
Hotel and meals.....	100.65
W. S. Clay, district deputy, salary 7 months.....	700.00
Transportation.....	99.26
Hotel and meals.....	75.45
C. P. McNeil, district deputy, salary 3 months.....	300.00
Transportation.....	89.28
Hotel and meals.....	69.58
Transferring fish.....	6.70
Pistol license.....	10.00
Auto expense.....	7.80
Boat.....	10.00
Cartridges.....	1.25
Postage, 91c, Stationery, 20c.....	1.11
C. W. Harding, salary 2 + months.....	333.33
A. C. Collett, salary 2 + months.....	222.21
Wade Pepper, publicity work, salary 1 month.....	200.00
E. N. Wriston, field manager for patrolmen, salary 2 + months.....	278.22
Expense.....	113.72
Duplicate payment check returned.....	180.27

R. M. Ross, field manager for forest protection, salary 1 month.....	300.00
Expense.....	136.80
Lookout Watchmen:	
J. P. Walker, per diem.....	122.50
W. D. Smith, per diem.....	122.50
Silas J. Lambert, per diem.....	119.00
R. A. Burdette, per diem.....	120.00
L. B. Massey, per diem.....	162.00
Duplicate payment, check returned.....	81.00
P. G. Jarrell, per diem.....	138.29
G. G. Wriston, per diem.....	45.00
C. P. Martin, per diem.....	210.00
Ed. J. Cosner, per diem.....	117.50
Moses R. Bennett, per dem.....	318.50
James A. Hensel, per diem.....	360.50
Herbert Arnold, per diem.....	367.50
O. O. Nutter, per diem.....	367.50
L. L. Westfall, per diem.....	112.00
C. B. Blankenship, per diem.....	367.50
W. B. Ratliff, per diem.....	374.50
Warwick Ratliff, per diem.....	374.50
Floyd Gladwell, per diem.....	164.50
Geo. M. Tasker, per diem.....	364.00
Expense.....	4.50
Frank Hamrick, per diem.....	374.50
Forest Patrolmen:	
Jake Reed, per diem.....	102.00
G. H. Lambert, per diem.....	102.00
F. M. Morgan, per diem.....	102.00
G. B. Laxton, per diem.....	102.00
Emanuel Church, per diem.....	102.00
Jim Harman, per diem.....	102.00
J. A. Sharp, per diem.....	180.00
W. C. Westfall, per diem.....	144.00
Geo. L. Jarrell, per diem.....	90.00
Duplicate payment, check returned.....	78.00
John L. Jarrell, per diem.....	99.00
G. M. Stewart, per diem.....	31.50
B. M. Yokum, per diem.....	120.00
Local Game Protectors:	
J. N. Duke, per diem.....	159.00
Expense.....	35.02
Eli Hamrick, per diem.....	447.00
Expense.....	50.19
Fred B. Salmon, per diem.....	258.00
Expense.....	131.79
C. M. Suck, per diem.....	117.00
Expense.....	44.87
S. D. Rice, per diem.....	252.75
Expense.....	105.82
A. B. Workman, per diem.....	135.00
Expense.....	76.35
Theodore Moore, per diem.....	630.00
Expense.....	214.74
Howard Underwood, per diem.....	135.00
Expense.....	28.43
C. A. Little, per diem.....	198.00
Expense.....	36.95
A. T. Dodrill, per diem.....	66.00
Expense.....	4.90
E. M. Smith, per diem.....	108.00
Expense.....	46.22

C. B. Floyd, per diem.....	6.00
Expense.....	3.50
Sam Murphy, per diem.....	748.00
Expense.....	183.88
Hunter W. Brannon, per diem.....	48.00
Expense.....	14.50
W. E. Allen, per diem.....	45.00
Expense.....	60.00
L. S. Spencer, per diem.....	48.00
Expense.....	1.48
Wm. Alcott, per diem.....	120.00
Expense.....	54.64
T. N. Newhouse, per diem.....	138.00
Expense.....	63.49
F. Gabbert, per diem.....	180.00
Expense.....	91.48
W. W. Marshall, per diem.....	180.00
Expense.....	58.21
F. H. Merrick, salary 2 months.....	200.00
Expense.....	49.07
W. S. Johnson, per diem.....	183.00
Expense.....	49.97
Otto B. Clem, per diem.....	108.00
Expense.....	159.35
Lete Young, per diem.....	54.00
Expense.....	19.24
D. W. Cunningham, per diem.....	183.00
Expense.....	161.65
C. W. Boyles, per diem.....	99.00
Expense.....	72.31
R. H. Mahlke, expense.....	21.99
W. M. Young, per diem.....	84.00
Expense.....	46.73
T. B. Zinn, per diem.....	81.00
Expense.....	65.15
Clifford Casto, per diem.....	90.00
Expense.....	32.45
Geo. A. Judy, per diem.....	126.00
Expense.....	156.60
C. H. Willis, per diem.....	90.00
Expense.....	66.48
Expense State Game Farm:	
A. K. Perry, superintendent, per diem.....	346.50
Transportation.....	11.77
Hotel and meals.....	4.30
Freight, express and drayage.....	18.62
Postage, \$1.13, Notary, 75c.....	1.88
Supplies.....	25.32
Lumber.....	124.21
Rubberoid roofing.....	24.54
Chickens.....	95.75
Pheasant eggs.....	280.41
Trout eggs.....	125.00
Feed.....	25.73
Poultry wire.....	89.87
Poultry supplies.....	5.35
Hardware.....	58.02
L. B. Young, labor.....	26.80
J. A. McDonald, labor.....	25.20
O. E. Smalridge, labor.....	53.60
Expense Transporting Fish:	
Moody McNeil, per diem.....	6.00
Expense.....	10.19

B. M. Higginbotham, per diem.....	20.00
Expense.....	5.00
Everett Ballard, per diem.....	59.00
Expense.....	79.96
Claire Haught, per diem.....	24.00
Expense.....	28.08
Franklyn Taxicab Co.....	3.50
Office and other expense:	
Frankenberger and Co., office rent.....	450.00
C. F. Zimmerman, office rent.....	357.50
Jeffers and Richards, shelving office.....	38.40
Postage and box rent.....	233.00
Telephone and telegraph.....	156.58
Freight, express and drayage.....	171.18
Stationery.....	47.54
Office supplies.....	192.49
Typewriting machine.....	93.29
Typewriter repairs.....	22.50
Adding machine.....	213.64
Office table.....	43.00
Office chairs.....	86.25
Storage on furniture and supplies.....	30.00
Office books and binders.....	55.35
Rugs.....	102.93
Carpet sweeper.....	5.50
Scales for office.....	49.50
H. G. Young, Secretary of State, stationery and supplies.....	1,134.23
Mathews Storage Co., storage and moving office.....	83.00
Towel service.....	11.25
Tribune Printing Co., printing hunters license and blanks.....	671.58
Printing game laws.....	614.70
Printing posters.....	41.52
McClure Bros., printing blanks.....	18.35
Southern W. Va. Fire Protective Association, fire protection.....	858.20
Advertising, notices closing streams.....	324.62
Other advertising and notices.....	747.57
Badges.....	26.75
Posters and bulletins.....	51.45
Painting signs on doors.....	20.10
Balopticon machine.....	83.33
Lantern slides and coloring slides.....	107.69
Kodak and films.....	84.35
Camera and supplies for A. B. Brooks.....	200.00
Automobiles, two.....	2,037.50
Automobile licenses.....	29.96
Automobile repairs.....	103.34
Pistols and cartridges.....	49.48
Electrical supplies.....	33.01
Supplies for Fire Stations:	
Supplies for telephone lines.....	314.51
Telephone and electrical supplies.....	147.55
Lumber.....	112.80
Tools for men fighting fires.....	21.75
Stove.....	14.00
Drayage, \$8.00, telephone rent, \$2.00.....	10.00
Hardware.....	127.33
Other material and supplies.....	109.47
Labor on Fire Stations:	
James W. Barr.....	36.00
R. M. Tansler.....	46.85

Rickley and Davis.....	42.10
W. B. Massie.....	64.50
Charles Eggers.....	48.00
John Adams.....	32.80
Pat Alexander.....	32.00
George Smoot.....	34.00
Sundry labor 14 persons each receiving less than \$25.00	143.10
Bounty Claims Paid:	
111 Wild Cats at \$5.00.....	555.00
Total.....	\$ 48,288.77

Note—The above traveling expense of G. O. Young was incurred as follows:

Aug. 1921, Charleston.....	\$ 38.86
Aug. 1921, Charleston.....	57.91
Nov. 1921, Richwood, Marlinton and Pickens.....	55.14
Dec. 1921, Charleston.....	38.24
Dec. 1921, New York City.....	78.89
Jan. 1922, Charleston.....	29.09
Jan. 1922, Clarksburg.....	9.15
Feb. 1922, Fairmont.....	12.69
Mar. 1922, Huntington.....	42.65
Mar. 1922, Charleston.....	29.79
Total.....	\$ 392.41

Note—The above traveling expense of A. F. Francis was incurred as follows:

Aug. 1921, Charleston.....	\$ 77.20
Dec. 1921, Charleston.....	36.82
Total.....	\$ 114.02

Note—The above traveling expense of C. A. Cabell was incurred as follows:

Dec. 1921, Charleston.....	\$ 11.53
Total.....	\$ 11.53

RECAPITULATION OF DISBURSEMENTS BY OTHERS THAN  
STATE BOARD OF CONTROL OUT OF "STATE FUND, SPECIAL  
REVENUE," DURING THE YEAR ENDING JUNE 30, 1922

Auditor's Office—Fire Marshall Expense.....	\$ 39,963.64
Auditor's Office—Investment Company Fees.....	5,749.63
Adjutant General's Office, Militia Fines and Collections....	111.46
Tax Commissioner's Office, Auditing Counties, Districts and Municipalities.....	42,533.56
Commissioner of Agriculture.....	49,269.10
Commissioner of Health.....	8,705.09
Board for Examination of Architects.....	1,102.85
Board for Registration of Civil Engineers.....	1,780.52
State Council of Defense War Fund.....	889.08
Public Service Commission, Special License Tax.....	78,047.74
Forestry, Game and Fish Commission.....	50,197.71

Grand Total—"State Fund, Special Revenue," by  
others than Board of Control..... \$ 278,350.38



PAYMENTS OF REQUISITIONS OF STATE BOARD OF CONTROL  
OUT OF MONEYS COLLECTED FOR THE SPECIFIC  
PURPOSE—"STATE FUND SPECIAL REVENUE"  
WEST VIRGINIA STATE PENITENTIARY.

320.—*Appropriation for General Expenses. (Special Revenue.)*

Salaries:

J. Z. Terrell, warden, salary 12 months.....	\$ 4,700.00
D. E. Shildts, capt. of guards, salary 12 months.....	2,191.25
E. W. Athey, commissary, salary 12 months.....	1,558.75
Ashworth & Wilson, physicians, salary 12 months....	2,570.00
W. O. Ewing, chief clerk, salary 12 months.....	1,920.00
Pearl B. Stultz, secretary, salary 12 months.....	1,800.00
Wilda Jones, stenographer, salary 12 months.....	1,028.00
H. A. Carver, engineer, salary 11 months.....	1,815.00
David Spicer, engineer, salary 3 + months.....	381.33
B. Nichols, matron, salary 12 months.....	1,020.00
Elizabeth Gregory, asst. matron, salary 12 months...	860.00
Lizzie Giffin, asst. matron, salary 11 months.....	590.00
H. G. Gaunt, chaplain, salary 12 months.....	900.00
M. J. Coghlan, chaplain, salary 12 months.....	480.00
Emma Scott, organist, salary 12 months.....	240.00
Wallace Smith, chorister, salary 12 months.....	240.00
H. H. High, P. M., salary 12 months.....	1,366.09
J. W. Long, carpenter, salary 12 months.....	1,345.00
G. W. Miller, gardener, salary 12 months.....	1,202.00
E. E. Brown, yard supervisor, salary 1 + month....	196.91
G. W. Berry, yard supervisor, salary 9 + months....	1,042.67
David Sheets, abstractor, salary 3 months.....	600.00

Guards:

Sherard Baker, salary 12 months.....	1,378.92
Encil Blake, salary 11 months.....	1,123.90
Green Burk, salary 12 months.....	1,264.92
C. L. V. Calvert, salary 12 months.....	1,353.09
W. M. Charlton, salary 9 + months.....	1,202.83
John Chapman, salary 12 months.....	1,353.08
George Drake, salary 12 months.....	1,102.33
J. P. Fitzsimmons, salary part month.....	19.00
W. E. Gillespie, salary part month.....	77.00
John Hill, salary 12 months.....	1,351.25
C. J. Hood, salary 12 months.....	1,471.25
Thos. Israel, salary 9 part months.....	428.38
S. Grafton, salary 10 months.....	1,102.84
F. A. Kelley, salary 12 months.....	1,199.58
J. A. Layfield, salary 12 months.....	1,351.25
H. C. Love, salary 6 months.....	673.59
O. S. Miller, salary 12 months.....	1,336.59
R. D. Miller, salary 7 months.....	709.16
J. A. Martin, salary 12 months.....	1,150.67
Lester McSwans, salary 12 months.....	1,308.41
John Parker, salary 12 months.....	1,477.09
J. E. Rinehart, salary 2 + months.....	255.58
C. W. Ramsey, salary 12 months.....	1,336.92
John Simmons, salary 3 + months.....	327.65
J. W. Sivert, salary 12 months.....	1,351.41
T. J. Steele, salary 12 months.....	1,409.56
Chas. Stilwell, salary 12 months.....	1,475.17
Noah Stewart, salary 12 months.....	1,338.67
W. K. Steele, salary 12 months.....	1,320.10
J. D. Travis, salary 12 months.....	1,077.92
T. B. Wilson, salary 12 months.....	1,045.00
J. M. Williams, salary 12 months.....	1,341.92
P. V. Wilson, salary 12 months.....	1,356.75
I. A. Wise, salary 12 months.....	1,354.92

G. W. Wright, salary 11 months.....	981.59
J. N. Wayne, salary 12 months.....	1,336.01
H. F. Williams, salary 12 months.....	1,389.59
H. O. Whitworth, salary 5 + months.....	627.00
Ralph Yeater, salary 12 months.....	1,308.76
Rex Rader, salary 3 months.....	875.00
A. J. Williams, salary 10 months.....	1,060.67
M. F. Crum, salary part month.....	65.00
C. M. Dudding, salary 9 months.....	899.67
John Jefferson, salary 8 + months.....	941.67
Chas. Broyles, salary part month.....	63.40
J. O. Wilson, salary 8 months.....	827.33
A. D. Davis, salary part month.....	49.00
A. J. Buzzard, salary 1 + month.....	126.00
L. E. Shields, salary 7 months.....	730.67
Frank Norrington, salary 4 + months.....	561.83
W. P. Gorby, salary 1 + month.....	203.00
Harry Epler, salary 4 months.....	539.75
W. H. Yates, salary 2 + months.....	264.00
A. J. Montgomery, salary 2 + months.....	227.50
P. M. McVey, salary 2 + months.....	248.50
V. G. Echols, salary 1 + month.....	252.00
Preston Downs, salary part month.....	59.50
W. C. Dudding, salary part month.....	45.50
J. R. Fisher, salary 1 month.....	100.00
Total Salaries.....	\$79,256.64
Beef.....	13,337.65
Pork.....	3,636.01
Poultry.....	219.14
Fish.....	40.63
Oysters.....	102.86
Canned meats.....	1,357.61
Other meats.....	33.80
Eggs.....	35.50
Butter.....	21.60
Oleomargarine.....	1,906.74
Lard.....	2,311.58
Ice cream.....	5.70
Cheese.....	389.56
Flour.....	12,292.39
Crackers.....	22.33
Macaroni.....	193.93
Hominy.....	82.90
Sugar.....	1,366.38
Coffee.....	1,228.63
Tea.....	6.20
Potatoes.....	6,264.82
Beans.....	2,487.59
Onions.....	185.75
Rice.....	906.75
Cereals.....	150.94
Canned corn.....	284.70
Canned peas.....	461.50
Other canned vegetables.....	25.70
Fresh vegetables.....	63.92
Canned peaches.....	121.00
Canned apples.....	7.50
Other canned fruit.....	25.70
Fresh apples.....	199.50
Other fresh fruit.....	172.84
Dried pears.....	138.75
Dried peaches.....	1,061.25
Dried prunes.....	780.00
Dried apples.....	998.75

Raisins.....	528.44
Syrup.....	884.88
Pepper.....	84.92
Salt.....	387.75
Spices.....	11.50
Yeast.....	331.19
Baking powders.....	180.53
Vinegar.....	56.24
Ketchup.....	12.84
Flavoring extracts.....	29.10
Dried corn.....	386.20
Other food supplies.....	607.28
Canning supplies.....	820.00
Ammonia for ice plant.....	516.20
Calcium chloride for ice plant.....	78.10
Premium on official bond.....	30.00
Court cost in lunacy case.....	5.00
Handcuffs.....	60.00
Pistols and ammunition.....	145.13
Execution of convicts.....	50.00
Bloodhounds.....	125.00
Tobacco.....	1,000.64
Laundry soap.....	1,256.77
Toilet soap.....	190.90
Other cleansers.....	596.61
Other laundry supplies.....	648.26
Brooms.....	537.00
Mops and brushes.....	87.15
Toilet paper.....	852.55
Disinfectants and bug exterminator.....	581.00
Other janitor supplies.....	264.23
Table silver.....	190.85
Table china.....	285.06
Kitchen utensils.....	230.93
Springs, cots and bedsteads.....	117.25
Carpets and rugs.....	41.50
Quilts and blankets.....	3,067.39
Sheets and cases.....	274.00
Other bedding.....	23.10
Other household supplies.....	99.16
Shoes.....	2,075.58
Shoe repairs.....	23.56
Leather.....	377.56
Clothing.....	5,624.03
Dry goods.....	7,615.46
Notions.....	54.14
Window shades and curtains.....	26.65
Amusements.....	238.80
Funeral expense.....	360.92
Transportation prisoners.....	271.99
Expense escaped prisoners.....	69.05
Rewards.....	300.00
Discharged prisoners.....	2,919.35
State Tuberculosis Sanitarium, treatment prisoners..	47.00
Reynolds Memorial Hospital, treatment prisoners... .	65.00
Rent (farm).....	900.00
Gas.....	4,925.46
Electricity.....	40.25
Gasoline.....	835.10
Lubricating oil.....	1,121.76
Illuminating oil.....	16.85
Water.....	5,852.08
Ice.....	24.30
Electrical supplies.....	1,062.85

Plumbing supplies.....	331.86
Barbering and supplies.....	80.05
Photographs and supplies.....	111.59
Musical instruments and supplies.....	186.00
Cattle.....	70.00
Horses.....	592.00
Hogs.....	1,318.73
Corn.....	46.30
Bran.....	263.50
Straw.....	72.96
Other feed.....	30.58
Baling hay.....	126.75
Threshing grain.....	66.90
Fertilizer.....	89.64
Seeds.....	334.37
Plants.....	88.00
Vehicles.....	245.00
Automobile.....	325.90
Harness.....	60.09
Vehicle repairs.....	17.83
Auto repairs.....	334.80
Blacksmithing.....	52.82
Paint, oil and varnish.....	405.90
Engine room supplies.....	408.95
Engine room repairs.....	493.31
Farm machinery.....	65.00
Farm tools.....	33.56
Other farm supplies.....	22.28
Miscellaneous hardware.....	2,009.52
Text books and school supplies.....	292.48
Printers supplies.....	197.76
Newspapers.....	45.40
Other publications.....	23.60
Printing and advertising.....	63.40
Drugs.....	1,464.01
Surgical supplies.....	93.56
Gauze.....	31.35
Other hospital supplies.....	341.54
Medical attendance.....	30.00
Veterinary service.....	5.00
Postage.....	1,265.62
Telephone.....	838.33
Freight, express and drayage.....	2,781.11
Stationery.....	576.25
Office supplies.....	71.95
J. Z. Terrell, traveling expense, two trips to Charleston.....	65.27
C. T. Kelly, traveling expense.....	4.56
E. W. Athey, traveling expense.....	9.59
David F. Sheets, traveling expense.....	392.05
D. E. Shildts, traveling expense.....	9.61
W. S. Phillips, traveling expense.....	1.50
Total Current Expense.....	<b>\$ 120,338.62</b>
Repairs and Improvements:	
S. Resinger, lumber.....	962.12
Kanawha Valley Lumber Co., lumber.....	372.39
Moundville Lumber Co., lumber.....	103.45
F. T. Moore, lumber.....	193.00
Westwood Lumber Co., lumber.....	114.64
Hood Lumber Co., lumber.....	60.00
Riggs and Kull, drilling water well.....	691.00
Tri-Lutz, plumbing supplies.....	359.25
Geo. M. Shultz, repairs to plumbing.....	119.91
Frick and Lindsay, plumbing supplies.....	144.21

Other plumbing supplies.....	153.24
Crank shaft for ice plant.....	200.00
Repairs for ice plant.....	234.07
Erie City Iron Works, boiler.....	1,487.00
Bodeley and Phillips, brick work in boiler room.....	209.88
Bryan and Bippes, repairs to boilers.....	224.07
Repairs for boilers and engines.....	327.50
Grate bars for boilers.....	85.40
Engine room supplies.....	30.84
Repairs for roof and spouting.....	105.90
Roof paint.....	307.23
Repairs for pumps.....	172.49
Pumps.....	376.00
Repairs for elevator.....	37.44
Repairs to belts.....	25.09
Repairs for heaters.....	60.32
Repairs for broom shop.....	11.53
Repairs for cells.....	14.10
Repairs for steam line.....	21.90
Repairs for printing press.....	66.60
Motor for printing press.....	73.56
Repairs for roof.....	4.44
Boiler paint.....	66.00
Paint, oil and varnish.....	141.96
Wall paper.....	143.76
Wire fencing.....	57.75
Lumber for fence.....	22.44
Sand.....	93.07
Cement.....	221.88
Sewer pipe.....	215.72
Brick.....	409.36
Lime.....	94.50
Screenings.....	137.88
Plate glass.....	125.32
Railroad ties.....	8.64
Electrical supplies.....	62.22
Fire hose.....	104.00
Nails.....	24.70
Payment on land (old Fair Ground property).....	100.00
Coal Mine:	
Rental air compressor.....	750.00
Explosives.....	947.31
Tools.....	160.57
Cement.....	49.34
Blacksmithing.....	60.95
Steel rail for tracks.....	44.88
Water analysis.....	25.00
Lumber for tipple.....	912.70
Clarke and Krebs, plans for tipple.....	150.00
Survey and mine map.....	54.81
Wire rope and pulleys.....	126.29
Brick and fire clay.....	65.55
Fan belt.....	18.60
Carbide.....	69.26
Engine room repairs.....	58.80
Hardware.....	125.76
Total Repairs and Improvements....	\$12,997.59
Grand Total.....	\$ 212,592.85
Less discount for cash.....	\$ 569.40
Less freight paid and deducted.....	252.54
Net Total.....	\$ 211,770.91

Wherever a part of the same class of expenditure is paid out of "State Fund, General Revenue," and part out of "State Fund, Special Revenue," the total amount is included in above General Revenue classification.

Amount of above paid out of General Revenue.....	\$	20,000.00
Amount of above paid out of Special Revenue.....		191,770.91
<b>Total.....</b>	<b>\$</b>	<b>211,770.91</b>

Recapitulation:

Salaries.....	\$	79,256.64
Current Expense.....		119,516.68
Repairs and Improvements.....		12,997.59
<b>Total—Penitentiary.....</b>	<b>\$</b>	<b>211,770.91</b>

**STATE BOARD OF CONTROL.**

- 321.—*State Board of Control (Special Revenue) Miscellaneous Collections.*  
Sundry payments (See No. 172 for classification).... \$ 1,127.88

**HUNTINGTON STATE HOSPITAL.**

- 322.—*State Board of Control Fund (Special Revenue).*  
Sundry payments (See Nos. 173-174-175 for classification)..... \$ 38,398.23

**WESTON STATE HOSPITAL.**

- 323.—*State Board of Control Fund (Special Revenue).*  
Sundry payments (See Nos. 179-180 for classification) \$ 26,461.78

**WELCH HOSPITAL NO. 1.**

- 324.—*State Board of Control Fund (Special Revenue).*  
Sundry payments (See Nos. 182-183 for classification) \$ 20,799.33

**McKENDREE HOSPITAL NO. 2.**

- 325.—*State Board of Control Fund (Special Revenue).*  
Sundry payments (See Nos. 184-185 for classification) \$ 5,797.33

**FAIRMONT HOSPITAL NO. 3.**

- 326.—*State Board of Control Fund (Special Revenue).*  
Sundry payments (See Nos. 186-187 for classification) \$ 11,321.84

**STATE TUBERCULOSIS SANITARIUM.**

- 327.—*State Board of Control Fund (Special Revenue).*  
Sundry payments (See No. 188-189 for classifications) \$ 23,987.44

**STATE COLORED TUBERCULOSIS SANITARIUM.**

- 328.—*State Board of Control Fund (Special Revenue).*  
Sundry payments (See Nos. 190-191 for classification) \$ 1,650.04

**WEST VIRGINIA INDUSTRIAL SCHOOL FOR BOYS.**

- 329.—*State Board of Control Fund (Special Revenue).*  
Sundry payments (See Nos. 194-195 for classification) \$ 1,002.17

**WEST VIRGINIA INDUSTRIAL HOME FOR GIRLS.**

330.—*State Board of Control Fund (Special Revenue).*  
Sundry payments (See Nos. 199-200 for classification) \$ 494.26

**STATE COLORED HOSPITAL FOR THE INSANE.**

331.—*State Board of Control Fund (Special Revenue).*  
Sundry payments (See No. 192 for classification) . . . \$ 27.98

**STATE GEOLOGICAL AND ECONOMIC SURVEY.**

332.—*State Board of Control Fund (Special Revenue).*  
Sundry payments (See Nos. 210-211 for classification) \$ 14,803.65

**INSURANCE ON PUBLIC BUILDINGS.**

333.—*State Board of Control Fund (Special Revenue).*  
Sundry payments (See No. 208 for classification) . . . \$ 10,030.68

**HOTEL INSPECTOR.**

334.—*State Board of Control Fund (Special Revenue).*  
Sundry payments (See Nos. 232-233 for classification) \$ 3,466.29

**POINT PLEASANT MONUMENT.**

335.—*State Board of Control Fund (Special Revenue).*  
Sundry payments (See Nos. 225-226 for classification) \$ 2,503.40

**RUMSEYAN SOCIETY.**

336.—*State Board of Control Fund (Special Revenue).*  
Sundry payments (See No. 230 for classification) . . . \$ 78.47

**BERKELEY SPRINGS BOARD.**

337.—*State Board of Control Fund (Special Revenue).*  
Sundry payments (See No. 229 for classification) . . . \$ 247.41

**WEST VIRGINIA STATE BOARD OF DENTAL EXAMINERS.**

338.—*State Board of Control Fund (Special Revenue).*

R. Mason Hite, services as secretary . . . . .	\$	500.00
Transportation . . . . .		30.89
Hotel and meals . . . . .		45.50
Telephone and telegraph . . . . .		18.75
Postage . . . . .		37.00
Supplies for examinations . . . . .		8.35
Express . . . . .		1.88
O. W. Burdatts, services . . . . .		100.00
Transportation . . . . .		26.07
Hotel and meals . . . . .		46.15
Express . . . . .		1.82
L. L. Belcher, services . . . . .		100.00
Transportation . . . . .		19.64
Hotel and meals . . . . .		25.35
Printing examination questions . . . . .		4.00
H. H. Smallridge, services . . . . .		100.00
E. L. Martin, services . . . . .		100.00
C. F. Statler, lettering diplomas . . . . .		8.60
Printing, examination questions . . . . .		8.00
Printing notices . . . . .		12.00

Printing instruction blanks.....	20.94
Printing renewal licenses.....	22.61
Printing posters.....	3.00
Office supplies.....	16.84
Association dues.....	40.00
<b>Total.....</b>	<b>\$ 1,297.39</b>

**STATE VETERINARY EXAMINING BOARD.**

339.—*Appropriation to pay Per Diem and Expenses. (Special Revenue.)*

W. E. Langford, services as secretary.....	\$ 125.00
Per diem.....	12.00
Transportation.....	16.20
Hotel and meals.....	16.95
J. C. Calender, per diem.....	8.00
Stationery.....	15.50
Postage.....	3.00
Ernest Layne, per diem.....	12.00
Transportation.....	9.42
Hotel and meals.....	10.25
Letter heads and envelopes.....	10.00
Postage.....	18.00
Membership cards.....	4.00
<b>Total.....</b>	<b>\$ 260.32</b>

**STATE BOARD OF EMBALMERS.**

340.—*State Board of Control Fund. (Special Revenue.)*

Fred B. Martin, services as secretary.....	\$ 33.44
Per diem.....	15.00
Transportation.....	29.96
Hotel and meals.....	28.75
F. G. Lobban, per diem.....	24.00
Transportation.....	49.42
Hotel and meals.....	36.90
Paul E. Tetrick, per diem.....	24.00
Transportation.....	44.50
Hotel and meals.....	39.35
F. E. Vandale, per diem.....	9.00
Transportation.....	8.94
Hotel and meals.....	15.10
Telephone.....	.10
Louis Burtschy, per diem.....	9.00
Transportation.....	40.64
Hotel and meals.....	33.00
L. E. Kramer, per diem.....	24.00
Transportation.....	46.34
Hotel and meals.....	30.80
Mrs. Fred B. Martin, stenographer.....	20.50
Postage.....	9.00
Freight and drayage.....	11.47
Stationery.....	50.00
Letterheads and envelopes.....	16.45
Engraving licenses.....	6.50
<b>Total.....</b>	<b>\$ 656.16</b>



## STATE BOARD OF EXAMINERS FOR NURSES.

341.—*Appropriation to pay the State Board of Examiners for the Examination and Registration of Nurses. (Special Revenue.)*

Anna M. Tremble, secretary, salary 1 month.....	\$	75.00
Postage, \$1.00, stationery, 80c.....		1.80
Stenographer.....		3.00
Jessie A. Clark, secretary, salary 12 months.....		900.00
Transportation.....		125.16
Hotel and meals.....		68.50
Stenographer.....		5.00
Baggage and porter.....		.45
Postage.....		8.71
Stationery and supplies.....		3.30
Frank L. Hupp, per diem.....		20.00
Transportation.....		20.46
Postage.....		1.00
Printing examination questions.....		15.75
Irene B. Bullard, per diem.....		16.00
Transportation.....		79.56
Hotel and meals.....		6.20
Harriet B. Jones, per diem.....		16.00
Transportation.....		20.48
Hotel and meals.....		5.16
C. S. Hoffman, per diem.....		32.00
Transportation.....		26.05
Hotel and meals.....		7.50
John E. Cannady, per diem.....		3.00
Examination questions.....		2.50
B. S. Preston, per diem.....		16.00
Thomas G. Edwards, stenographer.....		7.50
Office supplies.....		4.20
Mailing tubes.....		12.00
Stationery.....		33.04
Postage.....		16.56
200 copies of House Bill No. 331.....		8.30
Total.....	\$	1,560.18

## STATE BOARD OF EXAMINERS IN OPTOMETRY.

342.—*State Board of Control Fund. (Special Revenue.)*

E. F. Collins, services as secretary.....	\$	126.95
Per diem.....		10.00
Transportation.....		22.34
Hotel and meals.....		3.25
Drayage.....		1.00
C. Cole, per diem.....		10.00
Transportation.....		16.94
Hotel and meals.....		5.25
F. P. Small, per diem.....		15.00
Transportation.....		26.89
Hotel and meals.....		6.90
W. H. Haynes, per diem.....		10.00
Transportation.....		19.90
Hotel and meals.....		13.30
Taxi 50c, porter 50c.....		1.00
J. H. Zilliken, per diem.....		20.00
Transportation.....		37.74
Hotel and meals.....		11.30
Stenographer.....		.50
A. B. Scott, per diem.....		10.00
Transportation.....		26.00

Hotel and meals.....	3.00
Postage.....	10.00
Freight and drayage.....	7.44
Letter file.....	1.00
David A. Jayne and Co., auditing accounts of E. F. Collins, secretary.....	75.00
Tribune Printing Co., stationery and printing.....	56.44
F. M. Fleming, stationery and supplies.....	42.75
<b>Total.....</b>	<b>\$ 589.89</b>

**STATE VOCATIONAL BOARD.**

**343.—Appropriation for Agricultural Teachers, Supervisors and Directors. (Special Revenue).**

**SMITH-HUGHES FUND (Federal Aid)**

Reimbursement to West Virginia University for amount paid teachers.....	\$ 7,571.03
College of Engineering.....	2,085.11
Mining Extension.....	750.00
W. Va. Collegiate Institute.....	629.50
F. B. Trotter, transfer from State Rehabilitation to Vocational Training.....	420.00
State Department of Education (other clerks fund).....	150.00
Printing fund.....	30.06
J. F. Marsh.....	200.00
Exie Lee.....	17.86
Edward S. Machin.....	222.92
Owen D. Evans.....	25.00
Marion F. Breck.....	6.07
Rachel H. Colwell.....	282.30
<b>Total.....</b>	<b>\$ 12,389.85</b>

**344.—Appropriation for Trades and Home Economic Teachers. (Special Revenue).**

Reimbursement to West Virginia University.....	\$ 2,462.07
College of Engineering, West Virginia University....	650.00
Keyser Preparatory School.....	750.00
Bluefield Colored Institute.....	187.00
Sheriff Wood County, aid to Parkersburg schools....	297.50
Sheriff Kanawha County, aid to Charleston High School.....	41.00
Sheriff Cabell County, aid to Huntington High School.....	73.50
Wheeling Independent District.....	1,765.80
W. G. Carpenter.....	300.00
George E. Hubbs.....	68.84
<b>Total.....</b>	<b>\$ 6,595.71</b>

**345.—Appropriation for Preparing Teachers, Supervisors and Directors of Vocational Subjects. (Special Revenue).**

Reimbursement to West Virginia University for amount paid teachers.....	\$ 1,300.00
W. Va. Collegiate Institute.....	140.00
Potomac State School.....	400.00
Payments to the following Sheriffs as aid to schools:	
J. H. Hutchison, Braxton County.....	340.00
P. S. Young, Clay County.....	500.00
R. E. Allen, Doddridge County.....	150.00
L. L. Graybeal, Greenbrier County.....	600.00

Laco L. Young, Harrison County.....	1,852.18
Oliver P. White, Lewis County.....	188.85
J. D. Charlton, Marion County.....	416.65
John F. Lewis, Mason County.....	687.50
B. B. Hunt, Mercer County.....	465.00
Wm. McK. Yost, Monongalia County.....	500.00
R. E. Smith, Monroe County.....	125.00
A. L. Hinkle, Nicholas County.....	500.00
B. B. Beard, Pocahontas County.....	1,100.00
John F. Copeman, Preston County.....	1,044.60
R. L. Maple, Ritchie County.....	425.00
W. J. Mays, Taylor County.....	625.00
James B. Close, Tucker County.....	385.00
C. H. Watson, Tyler County.....	600.00
D. C. Bennett, Wetzel County.....	300.00
Hiram Sizemore, Wyoming County.....	219.96
Total.....	\$ 12,864.74
Grand Total—Smith-Hughes Fund.....	\$ 31,850.30

## WEST VIRGINIA UNIVERSITY.

## 346.—State Board of Control Fund. (Special Revenue.)

## SMITH-LEVER

Clerks, Typists and Stenographers:	
May Wade, salary 12 months.....	\$ 510.00
Mrs. N. Walker, salary part month.....	43.33
Jeannette Weil, salary 12 months.....	1,800.00
Club Agents:	
J. E. Banks, salary 12 months.....	1,638.66
Roy Bean, salary 7 months.....	35.00
Sanna Black, salary 4 + months.....	235.00
A. W. Curtis, salary 7 months.....	70.00
F. P. Donaldson, salary 5 + months.....	220.00
R. J. Glass, salary 12 months.....	250.00
Neva Gwinn, salary 4 months.....	40.00
John Hartman, salary 12 months.....	127.50
G. L. Harold, salary 1 month.....	20.00
Millie Hunter, salary 12 months.....	120.00
Mary Middleton, salary 12 months.....	1,074.00
Gladys Patton, salary part month.....	10.00
E. V. Parsons, salary part month.....	15.00
E. T. Rannells, salary 12 months.....	655.00
Grant Rinehart, salary 3 months.....	60.00
B. W. Russell, salary 3 months.....	150.00
Kathryn Spangler, salary 4 months.....	240.00
Earl White, salary 2 months.....	20.00
F. L. Feaster, salary 11 months.....	365.00
R. A. Ross, salary 1 month.....	30.00
L. T. Tustin, salary 12 months.....	515.00
L. D. Heavener, salary 5 months.....	120.00
Ann R. Austin, salary 2 months.....	30.00
J. G. Auville, salary 6 months.....	105.00
Charlotte Campbell, salary 11 months.....	1,535.33
C. H. Conway, salary 2 months.....	40.00
Ella Cunningham, salary 6 months.....	68.33
W. H. Dawson, salary 11 months.....	110.00
Mrs. F. L. Feaster, salary 3 months.....	60.00
E. O. Gregory, salary 2 + months.....	287.50
Virginia Hogsett, salary 5 months.....	130.00
C. B. Wilson, salary 1 month.....	10.00

C. F. Ingram, salary 6 months.....	120.00
Eleanor McClung, salary 3 months.....	150.00
Ralph Neel, salary 3 months.....	180.00
Mrs. Anna M. Parker, salary 3 months.....	60.00
Sallie Sattes, salary 7 months.....	70.00
J. R. Shanklin, salary 3 months.....	60.00
F. G. Peck, salary 1 month.....	10.00
J. H. Simmons, salary 4 months.....	520.00
B. W. Russell, salary 1 month.....	50.00
A. G. Springer, salary 2 months.....	50.00
N. P. Taylor, salary 3 months.....	90.00
Ray Taylor, salary 5 months.....	280.00
L. G. Thrash, salary 3 months.....	120.00
Frank Donaldson, salary 2 months.....	80.00
G. A. Vass, salary 5 months.....	100.00
Martha Thompson, salary 1 month.....	5.00
Clara Arnet, salary 2 months.....	90.00
C. N. Malcolm, salary 1 month.....	80.00
G. E. McAtee, salary 5 months.....	60.00
Elizabeth E. Burgess, salary 2 months.....	30.00
Martha Bonar, salary 4 months.....	50.00
Beatrice Cogar, salary 2 months.....	115.00
Pearl Carter, salary 1 month.....	50.00
John I. Allman, salary 9 months.....	85.00
H. L. Wintermeyer, salary 6 months.....	90.00
E. A. Grow, salary 6 months.....	36.87
G. J. Wood, salary 6 months.....	255.00
L. L. Lycan, salary 1 month.....	45.00
R. J. Friant, salary 2 months.....	170.00
M. D. L. Corrick, salary 2 months.....	40.00
Instructors:	
D. R. Dodd, salary 12 months.....	2,500.00
B. F. Creech, salary 12 months.....	2,683.37
Fred Shaffer, salary 12 months.....	1,165.83
E. C. Sherwood, salary 11 months.....	1,603.13
C. J. Van Derveer, salary 11 months.....	1,650.00
County Agents:	
R. P. Lowe, salary 3 months.....	235.00
C. W. Mason, salary 12 months.....	1,155.00
R. M. Musser, salary 12 months.....	1,117.50
W. E. Simpson, salary 12 months.....	1,246.74
H. H. Thompson, salary 12 months.....	955.00
J. A. Wolfrau, salary 12 months.....	1,200.00
Eva Blair, salary 12 months.....	729.96
J. H. Boyd, salary 12 months.....	1,309.50
G. H. Castrup, salary 12 months.....	1,000.76
W. D. Click, salary 12 months.....	1,270.00
H. R. Cokeley, salary 12 months.....	1,255.00
C. G. Degen, salary 12 months.....	1,255.00
R. T. Gray, salary 12 months.....	1,220.00
F. G. Hall, salary 12 months.....	1,013.35
E. G. Hibbs, salary 12 months.....	1,185.00
C. C. Housh, salary 12 months.....	1,230.00
E. M. Hunter, salary 12 months.....	930.00
W. E. McComas, salary 12 months.....	1,237.50
T. Y. McGovran, salary 12 months.....	1,246.74
I. S. Middaugh, salary 12 months.....	1,155.00
A. G. Middleton, salary 12 months.....	1,538.37
B. H. Questol, salary 12 months.....	1,200.00
F. J. Reid, salary 4 months.....	415.00
W. H. Roberts, salary 12 months.....	1,255.00
J. E. Romine, salary 12 months.....	1,255.00
H. G. Sturm, salary 12 months.....	1,154.92

Gertrude Humphreys, salary 12 months.....	840.00
G. B. Clark, salary 12 months.....	92.19
E. S. Kegley, salary 12 months.....	955.00
J. D. King, salary 12 months.....	1,200.00
J. O. Knapp, salary 12 months.....	1,200.00
B. P. Kocher, salary 12 months.....	1,255.00
J. D. Farmer, salary 10 + months.....	105.00
H. C. Bailey, salary 11 months.....	1,568.00
R. A. Hall, salary 1 month.....	84.00
P. E. Nefflew, salary 11 months.....	1,313.33
C. R. Bibbee, salary 10 months.....	1,351.66
R. E. Nofflin, salary 2 months.....	240.00
Harry Muffly, salary 9 + months.....	1,057.74
D. W. McFarland, salary 8 months.....	823.28
H. W. Henry, salary 5 months.....	12.50
C. H. Hylton, salary 5 months.....	75.00
H. K. Rowley, salary 3 months.....	383.33
Addie Harry, salary 2 months.....	110.00
Home Demonstration Agents:	
Margaret George, salary 12 months.....	794.03
Fay Griffith, salary 12 months.....	913.33
Marjorie Mann, salary part month.....	33.33
May Prichard, salary 11 months.....	818.26
Mary O. Sutton, salary 11 months.....	503.93
Josephine Malcolm, salary 11 months.....	690.27
Mary M. Morrow, salary 11 months.....	696.63
Della Thompson, salary 11 months.....	872.33
Flora L. Carl, salary 7 months.....	455.00
M. D. Corrick, salary 1 month.....	40.00
Mrs. Frank Echols, salary 3 months.....	50.00
Coupons of Credit:	
Beulah Burke.....	40.00
D. M. Dorsey.....	20.00
Pauline Ellis.....	30.00
Lucille Ferguson.....	15.00
Geo. W. Harpold.....	10.00
Lula Hogsett.....	30.00
C. L. Hunt.....	20.00
Elsie King.....	30.00
Grace Mann.....	20.00
Martha Moore.....	15.00
Boyd Parsons.....	30.00
Flora Parsons.....	30.00
L. E. Powers.....	30.00
J. W. Santee.....	30.00
Miriam Thomas.....	30.00
J. M. Washington.....	30.00
E. W. Webb.....	30.00
Beulah Likin.....	30.00
Ethel C. West.....	30.00
Mamie H. Cook.....	20.00
A. Z. Everett.....	20.00
Total Smith-Lever Salaries.....	\$71,082.33

**Smith-Hughes Salaries.****DEPARTMENT OF PHYSICS**

Instructors:	
Glen Lazelle, salary 1 month.....	\$ 60.00
Helen Russell, salary 1 month.....	128.58
H. C. Davies, salary 1 month.....	171.45
W. B. Sherer, salary 1 month.....	117.87
R. A. Rufener, salary 1 month.....	150.00

L. D. Hayes, salary 1 month.....	200.00
J. H. Gill, salary 1 month.....	200.00

## DEPARTMENT OF ROMANCE LANGUAGES

Instructors:	
A. J. Provost, salary 1 month.....	230.00
Carrie Edmondson, salary 1 month.....	185.74
Agnes C. Johnston, salary 1 month.....	157.16
W. L. Beauchamp, salary 1 month.....	228.58
Inez Brookfield, salary 1 month.....	171.45
C. S. Crow, salary 2 months.....	525.00
E. A. Erickson, salary 1 month.....	303.58
A. H. Fairchild, salary 1 month.....	342.87
R. C. Joslin, salary 1 month.....	186.16
Clara E. Kaps, salary 1 month.....	185.74
W. F. Kennedy, salary 1 month.....	400.00
Agatha L. Sulis, salary 1 month.....	207.16
W. P. Shortridge, salary 1 month.....	214.29
Lula E. Wright, salary 1 month.....	207.16

## DEPARTMENT OF ZOOLOGY

Instructors:	
C. S. Simpkins, salary 1 month.....	160.00
Helen Weistling, salary 1 month.....	60.00
F. H. Lane, salary 1 month.....	300.00
W. B. Shirey, salary 1 month.....	75.00
Edith M. Gump, stenographer, salary 8 months.....	323.00

## COLLEGE OF MEDICINE

Instructors:	
S. J. Simpson, salary 1 month.....	375.00
C. S. Beers, salary 1 month.....	150.00
J. E. Thomas, salary 1 month.....	270.00
H. E. Vander Hyde, salary 1 month.....	150.00
C. G. Fuss, salary 1 month.....	170.00
R. M. Moler, salary 1 month.....	150.00
J. F. Morrow, salary 1 month.....	150.00
T. J. Murray, salary 1 month.....	270.00

## COLLEGE OF LAW

Instructors:	
Geo. S. Osborn, salary 1 month.....	250.00

## COLLEGE OF ENGINEERING

Instructors:	
C. B. Brown, salary 3 months.....	937.50
Adam Crawford, salary 3 months.....	591.66
William Norris, salary 3 months.....	575.00
L. C. Hutson, salary 2 months.....	300.00
E. E. Criswell, salary 2 months.....	300.00
E. E. Keass, salary 2 months.....	300.00
Frank Maurice, salary 2 months.....	300.00
J. B. Benson, salary 2 months.....	30.00
E. S. Macklin, industrial education, salary 5 months.....	1,800.00
Arthur P. Dye, vocational instructor, salary 3 months.....	50.00
Calvin Kenney, vocational instructor, salary 4 months.....	150.00
Total Smith-Hughes Salaries.....	\$12,759.95

## MORRILL FUND:

Instructors:	
C. P. Boomsliiter, salary 1 month.....	370.00
W. J. Carl, salary 12 months.....	2,200.00
C. H. Cather, salary 1 month.....	210.00
H. M. Cather, salary 1 month.....	180.00

H. P. Davis, salary 10 months.....	3,900.00
A. H. Forman, salary 10 months.....	3,900.00
J. H. Gill, salary 10 months.....	3,690.00
G. W. Grow, salary 10 months.....	2,690.00
L. D. Hayes, salary 10 months.....	3,890.00
E. W. Hodge, salary 1 month.....	363.00
R. L. Morris, salary 10 months.....	3,900.00
C. M. Runner, salary 12 months.....	1,800.00
R. E. Seaman, salary 12 months.....	2,300.00
D. G. Fishback, salary 1 month.....	200.00
A. A. Hall, salary 10 months.....	3,300.00
R. E. Nelson, salary 10 months.....	1,490.00
B. S. White, salary 10 months.....	2,370.00
J. C. Early, salary 2 months.....	360.00
C. D. Kerslick, salary 7 months.....	1,176.00
Total Morrill Fund Salaries.....	\$38,286.00

## FARM FUND

## Instructors and Other Employees:

Lee Frankenberry, salary 8 months.....	800.00
A. S. Hall, salary 8 months.....	621.20
J. W. Baird, salary 1 month.....	25.30
Paul Brown, salary 1 month.....	36.40
John Seaman, salary 1 month.....	34.90
Henry Spiker, salary 5 months.....	188.10
Howard Johnston, salary 5 months.....	168.84
A. P. Dye, salary 7 months.....	335.90
John Dye, salary 2 months.....	86.85
Joe Thomas, salary 5 months.....	224.33
C. E. Brown, salary 8 months.....	538.68
D. A. Davis, salary 8 months.....	539.60
Bruce Davis, salary 8 months.....	486.83
A. J. Leach, salary 1 month.....	100.00
Wm. Brighton, salary 1 month.....	85.00
Walter Vickers, salary 1 month.....	52.80
J. J. Hildreth, salary 1 month.....	26.10
R. F. Payne, salary 1 month.....	30.00
C. M. Stalnaker, salary 1 + month.....	52.70
Wm. Frankhouser, salary 2 months.....	36.50
Joe Seaman, salary 1 month.....	87.20
Al Davis, salary 9 months.....	225.00
Leslie Longanecker, salary 9 months.....	912.30
Harry Davis, salary 9 months.....	785.63
D. W. McFarland, salary 2 + months.....	148.88
E. L. Heaster, salary 8 + months.....	441.63
James Anderson, salary 1 month.....	58.63
G. C. Adams, salary 2 months.....	174.06
H. Warman, salary 3 months.....	94.10
Warren Gifford, salary 4 months.....	215.25
T. E. N. Steele, salary 1 + months.....	58.48
S. C. Butler, salary 1 + months.....	99.20
J. D. Conley, salary 8 + months.....	160.00
Wayne McClure, salary 7 months.....	595.00
Dale McClure, salary 6 months.....	600.00
F. T. Miles, salary 4 + months.....	351.00
E. J. Wilford, salary 1 month.....	41.50
J. L. Anderson, salary 3 + months.....	137.10
M. Warman, salary 1 + month.....	41.10
J. B. Noud, salary 1 + month.....	44.55
Angelo Cicco, salary 2 + months.....	85.50
Charlie Dye, salary 8 months.....	265.26
L. W. Frame, salary 1 + month.....	63.70
Chas. Anderson, salary 8 months.....	313.25
E. L. Potter, salary 3 + months.....	432.65

Bruce Price, salary 2 + months.....	133.35
J. H. Cavendish, salary 8 months.....	352.56
Harper Hoffman, salary 6 months.....	250.00
J. C. Nacotte, salary 3 months.....	92.48
Maston King, salary 4 months.....	155.94
Ezra Pitzenberger, salary 5 months.....	102.50
Austin Westerhold, salary 2 months.....	44.10
Monroe Mack, salary 2 + months.....	29.70
J. J. Reiner, salary 1 month.....	46.05
G. P. Corbitt, salary 8 part months.....	43.65
Lloyd Trader, salary 5 months.....	307.95
Henry Snider, salary 2 months.....	143.33
Chas. Shaffer, salary 1 month.....	26.00
Raymond Burkhardt, salary 2 months.....	80.00
Chas. Hilton, salary 1 month.....	43.75
C. S. Price, salary 1 month.....	49.50
Geo. L. Itwood, salary 1 month.....	50.00
Claude Goff, salary 1 month.....	45.22
E. R. Davis, salary 1 + month.....	84.75
F. L. Miles, salary 2 months.....	182.64
Salaries 50 persons each receiving less than \$25.00...	681.73
Total Farm Fund Salaries.....	\$13,846.20

## STUDENTS' FEES

## Instructors and Other Employees:

T. C. McIlvaine, salary 1 month.....	25.00
C. E. Weakley, salary 1 month.....	193.07
Truman Willis, salary 1 month.....	37.50
W. N. McClung, salary 1 month.....	37.50
R. F. Payne, salary 1 month.....	37.50
Sam Emsweller, salary 1 month.....	37.50
E. A. Grow, salary 1 month.....	20.00
Jennie Boughner, salary 4 months.....	500.00
Elizabeth Hoge, salary 4 months.....	480.00
Thos. C. Miller, salary 1 month.....	150.00
Vivian Reynolds, salary 4 months.....	240.00
Pauline Shriver, salary 1 month.....	25.00
Fred Schaber, salary 1 month.....	25.00
E. A. Erickson, salary 1 month.....	96.42
Helen Russell, salary 1 month.....	96.42
Richard Joslin, salary 1 month.....	117.84
A. R. Bancroft, salary 1 month.....	128.55
H. C. Davies, salary 1 month.....	128.55
C. S. Crowe, salary 1 month.....	150.00
L. D. Hayes, salary 1 month.....	150.00
J. H. Gill, salary 1 month.....	150.00
H. R. Fairchild, salary 1 month.....	257.13
Rebecca Pollock, salary 1 month.....	117.84
Lulu Wright, salary 1 month.....	117.84
Agnes Sulis, salary 1 month.....	117.84
Inez Brookfield, salary 1 month.....	128.55
Carrie Edmondson, salary 1 month.....	139.26
Walter Beauchamp, salary 1 month.....	171.42
Clara E. Kapps, salary 1 month.....	139.26
Agnes C. Johnston, salary 1 month.....	117.84
F. A. Molby, salary 1 month.....	128.55
A. T. Bragonier, salary 1 month.....	75.00
R. E. Nelson, salary 1 month.....	75.00
G. P. Boomsliter, salary 1 month.....	150.00
P. D. Daughenbaugh, salary 9 months.....	225.00
Hannibal Davis, salary 9 months.....	450.00
C. Y. Fordyce, salary 9 months.....	270.00
Francis Hileman, salary 9 months.....	225.00
Harry Hill, salary 9 months.....	540.00



Violet Houseman, salary 9 months.....	135.00
Mary M. Johnson, salary 9 months.....	585.00
W. J. Jones, salary 9 months.....	1,800.00
W. E. Roberts, salary 9 months.....	270.00
C. D. L. Ropp, salary 9 months.....	1,170.00
W. B. Shirey, salary 9 months.....	585.00
Wilda Soupart, salary 4 months.....	120.00
Nell Summers, salary 9 months.....	540.00
Anna Traubert, salary 9 months.....	180.00
G. W. Prove, salary 5 months.....	50.00
O. C. Campbell, salary 9 months.....	180.00
C. F. Schroeder, salary 9 months.....	180.00
A. T. Hopwood, salary 9 months.....	540.00
John Adair, salary 9 months.....	180.00
Francis F. Emory, salary 4 + months.....	150.00
Mary L. Christy, salary 8 months.....	120.00
Addie Cokeley, salary 8 months.....	400.00
Odas Williams, salary 8 months.....	80.00
Blanche Emery, salary 1 month.....	50.00
Sylvia Soupart, salary 5 months.....	150.00
H. C. Humphreys, salary 5 months.....	1,250.00
Ethel B. Black, salary 2 months.....	715.00
Max Donner, salary 2 months.....	540.00
Flora Hayes, salary 2 months.....	288.00
Lydia Hinkle, salary 2 months.....	560.00
Grace M. Snee, salary 2 months.....	360.00
Alma Martin, salary 1 month.....	234.00
Lucy B. Dille, salary 2 months.....	554.85
S. W. Carpenter, salary 3 part months.....	80.00
H. U. Forest, salary 4 months.....	720.00
Montague Modder, salary 4 months.....	720.00
John Withrow, salary 4 months.....	720.00
Lee Frankenberry, salary 1 month.....	100.00
A. S. Hill, salary 1 month.....	80.00
A. P. Dye, salary 1 month.....	58.05
Bruce Davis, salary 1 month.....	95.00
Bruce Price, salary 1 month.....	80.00
D. A. Davis, salary 1 month.....	85.00
C. E. Brown, salary 1 month.....	100.00
Chas. Shafer, salary 1 month.....	25.00
Angelo Cicco, salary 1 month.....	51.60
Angus Jenkins, salary 4 months.....	300.00
Robt. Garnet,, salary 4 months.....	200.00
Sanford Combs, salary 4 months.....	240.00
Clary Wilson, salary 4 months.....	160.00
R. M. Sunderlin, salary 1 + month.....	49.60
Lee Combs, salary 4 months.....	221.50
Lena Heishman, salary 2 months.....	62.50
Thos. Miller, salary 4 months.....	253.50
Ray Heishman, salary 2 months.....	64.50
Floyd Garrett, salary 4 months.....	144.00
Evelyn Hite, salary 3 months.....	225.00
Virginia Carter, salary 3 months.....	90.00
Edith Frankhauser, salary 3 months.....	210.00
Zelma Mercer, salary 3 months.....	75.00
Glenn Nay, salary 3 months.....	150.00
J. E. Wilson, salary 3 months.....	75.00
L. N. Doolittle, salary 3 months.....	45.00
L. A. McKee, salary 3 months.....	45.00
G. Reader, salary 3 months.....	45.00
Madge Heishman, salary 3 months.....	158.00
Luther Sutton, salary 1 month.....	40.00
Geo. Reynolds, salary 3 months.....	180.00
I. S. Godlove, salary 2 + months.....	132.00

B. F. Pilgrim, salary 2 + months.....	137.10
Philip Wilkins, salary 2 months.....	85.00
Harry Miller, salary 2 months.....	65.00
H. W. Cochran, salary 2 + months.....	75.40
Wm. Miller, salary 2 months.....	106.70
Gertrude Davisson, salary 1 month.....	60.75
Alma Martin, salary 1 month.....	301.50
Sundry services 12 persons each receiving less than \$25	146.25
Total Students' Fees Salaries.....	\$25,296.18

#### ENDOWMENT INTEREST

##### Librarian and Assistants:

Ida V. Carter, salary 7 months.....	205.00
Jennue Boughner, salary 8 months.....	1,000.00
Elizabeth Hoge, salary 8 months.....	960.00
T. C. Miller, salary 6 months.....	900.00
Vivian Reynolds, salary 8 months.....	480.00
L. N. Doolittle, salary 6 months.....	90.00
Edith Frankhouser, salary 6 months.....	420.00
L. A. McKee, salary 6 months.....	90.00
Zelma Mercer, salary 6 months.....	150.00
Glenn Nay, salary 6 months.....	300.00
G. Reeder, salary 6 months.....	90.00
G. E. Wilson, salary 6 months.....	150.00
Evelyn Hite, salary 2 months.....	112.50
Total.....	\$ 4,947.50

#### MUSIC FEES

##### Instructors:

Ethel Black, salary 9 months.....	2,983.25
Max Donner, salary 9 months.....	2,430.00
Flora R. Hayes, salary 8 months.....	1,152.00
Agnes Johnston, salary 1 month.....	200.00
Grace M. Snee, salary 9 months.....	1,814.00
J. W. Simonton, salary 1 month.....	390.00
Albert Lass, salary 1 month.....	15.00
L. A. McKee, salary 1 month.....	15.00
Stanley C. Morris, salary 1 month.....	15.00
C. R. Bibbee, salary 1 month.....	25.00
Edith Hess, salary 1 month.....	180.00
Francis Young, salary 1 month.....	150.00
Mabelle Whetsell, salary 1 month.....	131.00
Mildred Reed, salary 1 month.....	410.63
Lydia Hinkel, salary 7 months.....	1,960.00
Lucie B. Dille, salary 1 month.....	189.00
Alma Martin, salary 1 month.....	152.00
Clyde Beckett, salary 1 month.....	45.00
Total Music Fee Salaries.....	\$12,256.88

#### EDUCATION BOARD

Earl Hudelson, of Education, salary 10 months.....	3,600.00
--	----------

#### BOOK STORE

J. S. Stewart, salary 12 months.....	1,800.00
--------------------------------------	----------

#### MISCELLANEOUS FUND

E. R. Scheffell, teacher, salary 1 month.....	117.84
Wm. Shortridge, teacher, salary 1 month.....	160.71
Marian Breck, teacher, salary 1 month.....	117.84
Total.....	\$ 396.39

## MEDICAL FEES

Assistants in College of Medicine:	
C. L. Beers, salary 9 months.....	1,350.00
Ira R. Frame, salary 9 months.....	1,350.00
R. M. Scott, salary 7 + months.....	1,100.00
R. H. Wharton, salary 9 months.....	1,350.00
Total.....	\$ 5,250.00

## ATHLETIC FEES AND GATE RECEIPTS

Athletic Coaches:	
N. J. Cartmell, salary 8 months.....	2,720.00
Ira E. Rodgers, salary 8 months.....	2,750.00
Sophie W. Brunhoff, salary 8 months.....	1,260.00
Zach Jordan, salary 3 months.....	1,900.00
Ward Lanham, salary 3 months.....	2,000.00
Okey Ogden, salary 7 months.....	525.00
C. W. Spears, salary 3 months.....	7,000.00
R. B. Dayton, salary 3 months.....	499.98
F. H. Stadsvoid, salary 3 months.....	1,500.00
Total.....	\$20,154.98

## WOMEN'S HALL

Susan M. Moore, dean of women, salary 12 months..	1,164.00
Mrs. Bertha Purinton, chaperon annex, salary 12 months.....	1,350.00
Mrs. J. H. Abbott, manager, salary 12 months.....	999.96
Annie Howard, housekeeper, salary 12 months.....	765.00
Cora Brooks, cook, salary 11 months.....	1,004.40
Goldie Murray, maid, salary 10 months.....	373.75
Della Lake, maid, teacher 11 months.....	550.00
Belle Dixon, cook, salary 8 + months.....	577.60
Emily Tinker, maid, salary 1 + month.....	57.25
Sadie Smith, waitress, salary 10 + months.....	577.00
Nannie Sammons, waitress, salary 10 + months.....	564.67
Edyth Alkire, waitress, salary 11 months.....	644.00
Pauline Alkire, waitress, salary 10 months.....	150.50
Sadie Shaffer, waitress, salary 4 months.....	130.00
Troy M. Currence, waiter, salary 8 months.....	120.50
Albert Pitzenberger, waiter, salary 8 months.....	81.50
C. E. Potzenberger, waiter, salary 12 months.....	223.00
Verdie Shafer, waitress, salary 2 months.....	76.00
Other Assistants:	
H. J. Briscoe, salary 1 month.....	87.37
Jennie Conner, salary 1 month.....	31.20
Sallie Hubbard, salary 1 + month.....	78.00
Goldie Sines, salary 1 month.....	23.33
J. E. Woofter, salary 1 month.....	86.45
Tessie Scott, salary 1 + months.....	75.00
Arlena G. Dewitt, salary 1 + month.....	88.31
Marvin Golden, salary 1 month.....	15.00
L. H. Kincaid, salary 3 months.....	53.33
Linnie Funnie, salary 1 month.....	35.07
E. P. Rodgers, salary 1 month.....	88.87
Lona Kincaid, salary 8 months.....	400.00
Total Women's Hall Salaries.....	\$10,471.06
Boarding house food.....	29,016.95
Rent.....	450.00
O. S. Tennant, roofing and spouting:	
Labor.....	663.00
Material.....	963.75
Refund board.....	24.00
Table silver.....	285.00
Table china.....	109.80

Other boarding house supplies.....	1,967.53
Total Women's Hall.....	\$43,951.09
Sundry payments, See Nos. 235, 236, 237, 239, 243 for classification.....	196,308.48
Grand Total—Special Revenue.....	\$ 449,935.98

**WEST VIRGINIA AGRICULTURAL EXPERIMENT STATION.**

347.— <i>State Board of Control Fund. (Special Revenue.)</i>	
See No. 244, 245, 246 for classification.....	\$ 53,231.88

**COMMUNITY PACKING HOUSE.**

348.— <i>State Board of Control Fund. (Special Revenue.)</i>	
Sundry payments (See No. 250, 251 for classification) ..	\$ 2,668.12

**POTOMAC STATE SCHOOL.**

349.— <i>State Board of Control Fund. (Special Revenue.)</i>	
Annie E. Moore, housekeeper, salary part month....	\$ 37.50
Isabel Morris, housekeeper, salary 8 months.....	800.00
Florence Rolls, cook, salary 9 months.....	440.00
Elizabeth Rolls, cook, salary 3 part months.....	59.00
Wilson Smith, janitor, salary 8 months.....	480.00
David Rolls, janitor, salary 7 months.....	525.00
Alma Singleton, labor, salary 2 part months.....	48.00
Sarah Jackson, labor, salary 2 part months.....	65.50
C. Shreve, labor, salary part month.....	15.00
Total Boarding House Salaries.....	\$ 2,470.00
Boarding house food.....	8,320.55
Other boarding house supplies.....	1,069.42
Sundry payments (See No. 253, 255 for classification)	6,254.89
Total.....	\$ 18,114.86

**NEW RIVER STATE SCHOOL.**

350.— <i>State Board of Control Fund. (Special Revenue.)</i>	
Mrs. L. D. Judy, matron, salary 12 months.....	\$ 690.00
Dyce McCoy, cook, salary 9 months.....	270.00
Frank Alaimo, kitchen help, salary part month.....	12.00
Elizabeth Stephenson, preceptress, salary 1 month...	137.50
L. D. Judy, janitor, salary 1 month.....	120.00
Total Boarding House Salaries.....	\$ 1,229.50
Boarding house food.....	7,858.29
Boarding house furniture.....	419.22
Refund board.....	274.10
Rugs.....	117.80
Other boarding house supplies.....	843.55
Sundry payments (See No. 257, 258 for classification)	5,072.27
Total.....	\$ 15,814.73

**MARSHALL COLLEGE.**

351.— <i>State Board of Control Fund. (Special Revenue.)</i>	
Elsie Bristowe, matron, salary 11 months.....	\$ 2,740.00
Ora Staats, treasurer, salary part month.....	10.00
Cooks:	
John Fain, salary 11 months.....	792.00
A. Lipscomb, salary 11 months.....	512.00
Mattie Atwell, salary 3 months.....	147.85

Mary Bradley, salary 4 months.....	255.00
Waiters, Waitresses and Other Employees:	
Hattie Garth, salary part month.....	21.12
Agnes Harris, salary part month.....	10.30
Susie Lewis, salary 2 months.....	54.00
Lelah Robinson, salary part month.....	12.90
Joe Garrett, salary part month.....	1.95
Beatrice Dean, salary part month.....	16.00
Eunice King, salary part month.....	18.80
Opal Lawson, salary part month.....	25.00
B. Wetherholt, salary part month.....	15.00
Ruby Snow, salary part month.....	15.71
F. Fain, salary part month.....	22.00
H. Welter, salary part month.....	25.12
E. Leffridge, salary part month.....	22.00
L. Brooks, salary part month.....	14.90
R. Wilbur, salary part month.....	5.20
Mary Simms, salary part month.....	6.50
Mattie Figg, salary part month.....	14.00
Lenora Cowan, salary part month.....	10.30
Estella Leyhew, salary part month.....	25.60
Lyda Davis, salary part month.....	18.75
Fannie Hill, salary part month.....	7.00
Robt. Robinson, salary part month.....	20.25
John Russell, salary part month.....	19.00
Anna Glenn, salary 6 months.....	261.50
Georgia Lewis, salary 2 months.....	36.00
Amanda Dawson, salary 1 month.....	40.00
Agnes Harris, salary 1 month.....	27.00
Lucy Lewis, salary 7 months.....	253.95
Susie Lewis, salary 7 months.....	306.50
E. McDermott, salary 8 months.....	201.70
Bessie Atwell, salary 1 month.....	31.36
Mamie Stroud, salary 4 months.....	141.00
Myrtle Johnson, salary 9 months.....	366.72
Ursula Lane, salary 2 months.....	84.85
Maggie Johnson, salary 1 month.....	24.00
Julia Perkins, salary 2 part months.....	31.00
Jeff Johnson, salary 4 months.....	167.72
Minnie Morton, salary 1 month.....	47.10
Martha Hartsford, salary 4 + months.....	125.25
Anna Graham, salary 1 month.....	36.00
Lyda Lewis, salary 6 months.....	207.00
Espanola Jones, salary part month.....	17.28
Anna Glass, salary part month.....	18.00
Vivian Silverstein, salary 3 part months.....	48.50
Mary Washington, salary 3 months.....	124.00
Chas. Washington, salary 6 months.....	451.00
Maude Wood, salary 5 months.....	107.00
Martha Yancy, salary 2 part months.....	31.10
Anna Morris, salary 2 + months.....	121.00
Robt. Johnson, salary 1 month.....	38.00
Total Salaries.....	\$ 8,202.78
Boarding house food.....	22,968.98
Boarding house furniture.....	1,230.71
Refund board.....	340.50
Rugs.....	1,173.99
Table china.....	134.56
Kitchen equipment.....	214.19
Refund from boarding house to dining hall.....	136.49
Books and periodicals for library.....	1,261.69
Other boarding house supplies.....	1,355.47
Total Boarding House.....	\$37,019.36

Sundry payments (See No. 262, 263, 267 for classification)		41,614.56
Total	\$	78,633.92
<b>CONCORD NORMAL SCHOOL.</b>		
352.— <i>State Board of Control Fund. (Special Revenue.)</i>		
Mrs. W. B. Williams, matron, 7 + months	\$	1,031.13
Daisy Higginbotham, preceptress, 2 months		180.00
Other Boarding House Employees:		
Mary Repass, salary 1 + month		135.00
Tessie Harris, salary part month		10.00
J. W. Holmes, salary part month		20.00
Mandy Holmes, salary 1 month		40.00
James Holmes, salary part month		15.00
Mrs. M. Lilly, salary 1 month		65.00
Mrs. L. B. Martin, salary 1 + month		53.50
Ada Pauley, salary 2 months		150.00
Ada Ross, salary part month		5.00
D. B. Wagner, salary 1 month		75.00
Wetzel Williams, salary 1 month		110.00
Lottie Gilkerson, salary 1 month		20.00
Robert Walker, salary 1 month		75.00
Mrs. W. L. Williams, salary part month		12.60
I. A. McCoy, salary part month		9.60
Frank Sanders, salary 1 month		25.00
Total Salaries	\$	2,031.83
Boarding house food		7,942.76
Rent		532.50
Refund board		116.90
Sheets and pillows		166.16
Other boarding house supplies		343.42
Sundry payments (See Nos. 269, 270 for classification)		9,413.17
Total	\$	20,546.74
<b>FAIRMONT NORMAL SCHOOL.</b>		
353.— <i>State Board of Control Fund. (Special Revenue.)</i>		
Sundry payments (See No. 273, 274 for classification)	\$	7,687.56
<b>GLENVILLE NORMAL SCHOOL.</b>		
354.— <i>State Board of Control Fund. (Special Revenue.)</i>		
Boarding House Employees:		
Cora Collins, salary 11 months	\$	397.49
Maxine Beall, salary 4 part months		126.08
Lillie Lewis, salary 3 months		125.79
Chas. Lewis, salary part month		23.60
Mrs. J. D. Woodyard, salary 7 months		280.28
Beatrice Springston, salary part month		2.38
A. E. Harris, salary part month		6.00
Goldie Collins, salary 2 part months		21.70
Nellie George, salary 4 part months		17.04
Mrs. G. Hart, salary part month		7.75
Gae Smith, salary part month		4.92
F. L. Conley, salary part month		15.45
Alice Hall, salary part month		2.56
Opal Collins, salary part month		1.44
Total Boarding House Salaries	\$	1,032.48
Boarding house food		7,282.78
Other boarding house supplies		590.22
Sundry payments (See No. 277, 278 for classification)		3,350.86
Total	\$	12,256.34

## SHEPHERD COLLEGE NORMAL SCHOOL.

<b>355.—State Board of Control Fund. (Special Revenue.)</b>	
Alice M. Myers, matron, salary 3 months.....	\$ 266.68
Henrietta Holmes, cook, salary 11 months.....	647.14
Other Boarding House Employees:	
Howard Holmes, salary 7 months.....	437.14
J. W. Perks, salary 2 part months.....	40.00
Hester Wilson, salary 1 month.....	30.00
Irene Domer, salary part month.....	28.00
Mrs. C. W. Boyer, salary part month.....	10.05
Total Boarding House Salaries.....	\$ 1,459.01
Boarding house food.....	6,906.33
Table china.....	89.63
Other boarding house supplies.....	393.10
Sundry payments (See No. 282-3-4 for classification).	6,357.77
<b>Total.....</b>	<b>\$ 15,205.84</b>

## WEST LIBERTY NORMAL SCHOOL.

<b>356.—State Board of Control Fund. (Special Revenue.)</b>	
Anna S. McKinley, matron, salary 8 months.....	\$ 720.00
Mary Orr, matron, salary 1 month.....	200.00
Josephine Shook, cook, salary 11 months.....	660.00
A. M. Montgomery, farmer, salary 9 months.....	700.00
Walter Pierce, farmer, salary 4 months.....	195.00
Other Boarding House Employees:	
Elizabeth Johnson, part month.....	3.45
Rose Cox, part month.....	9.20
Rebecca Murray, 4 part months.....	51.91
Elizabeth Magers, 11 part months.....	351.31
Jessie Magers, 4 part months.....	51.01
Alma Churchman, 3 part months.....	89.20
Delphia Cain, part month.....	12.00
Ruth Mozino, 8 months.....	284.35
Anna Crupe, 2 part months.....	43.45
Total Boarding House Salaries.....	\$ 3,370.88
Boarding house food.....	3,900.81
Boarding house furniture.....	843.26
Coal.....	126.50
Electric supplies.....	139.00
Plumbing supplies.....	389.23
Kitchen equipment.....	425.92
H. J. McGinnis, advance allowance.....	500.00
Other boarding house supplies.....	1,511.84
Sundry payments (See No. 286-7-8-9 for classification)	13,916.09
<b>Total.....</b>	<b>\$ 25,123.53</b>

## SCHOOL FOR DEAF AND BLIND.

<b>357.—State Board of Control Fund. (Special Revenue.)</b>	
Sundry payments (See No. 290-1-2 for classification)..	\$ 10,897.75

## WEST VIRGINIA COLLEGIATE INSTITUTE.

<b>358.—State Board of Control Fund. (Special Revenue.)</b>	
Biah Meadows, cook, salary 11 months.....	\$ 550.00
Andrew Wicks, cook, salary 11 months.....	999.97
J. A. Kinney, storekeeper, salary 4 months.....	100.00
Total Boarding House Salaries.....	\$ 1,649.97
Boarding house food.....	22,628.23

Boarding house furniture.....	367.35
Refund board.....	145.40
Kitchen equipment.....	56.45
Other boarding house supplies.....	199.09
Sundry payments (See Nos. 298, 299, 300, 302 for classification).....	22,807.57
<b>Total.....</b>	<b>\$ 47,854.06</b>

**BLUEFIELD COLORED INSTITUTE.**

<i>359.—State Board of Control Fund. (Special Revenue.)</i>	
Alice Brown, cook, salary part month.....	\$ 20.24
Rufus Moss, labor.....	11.80
Sam Wade, labor.....	9.80
Boarding house food.....	5,932.66
Blankets.....	340.30
Other boarding house supplies.....	2,182.62
Sundry payments (See No. 303, 304 for classification).....	2,049.41
<b>Total.....</b>	<b>\$ 10,546.83</b>

**RECAPITULATION OF DISBURSEMENTS BY STATE BOARD OF CONTROL OUT OF "STATE FUND, SPECIAL REVENUE," DURING THE YEAR ENDING JUNE 30, 1922**

West Virginia State Penitentiary.....	\$ 191,770.91
State Board of Control.....	1,127.88
Huntington State Hospital.....	38,398.23
Weston State Hospital.....	26,461.78
Welch Hospital No. 1.....	20,799.33
McKendree Hospital No. 2.....	5,797.33
Fairmont Hospital No. 3.....	11,321.84
State Tuberculosis Sanitarium.....	23,987.44
State Colored Tuberculosis Sanitarium.....	1,650.04
State Colored Hospital for the Insane.....	27.98
West Virginia Industrial School for Boys.....	1,002.17
West Virginia Industrial Home for Girls.....	494.26
State Geological and Economic Survey.....	14,803.65
Insurance on Public Buildings.....	10,030.68
State Hotel Inspector.....	3,466.29
Point Pleasant Monument.....	2,503.40
Rumseyan Society.....	78.47
Berkeley Springs Board.....	247.41
Dental Examiners.....	1,297.39
Veterinary Board.....	260.32
Board of Embalmers.....	656.16
Board of Examiners for Nurses.....	1,560.18
Optometry Board.....	589.89
Vocational Board (Smith-Hughes Fund).....	31,850.30
West Virginia University.....	449,935.98
Experiment Station.....	53,231.88
Community Packing House.....	2,668.12
Potomac State School.....	18,114.86
New River State School.....	15,814.73
Marshall College State Normal.....	78,633.92
Concord Normal School.....	20,546.74
Fairmont Normal School.....	7,687.56
Glennville Normal School.....	12,256.34
Shepherd College Normal School.....	15,205.84
West Liberty Normal School.....	25,123.53
School for Deaf and Blind.....	10,897.75
Collegiate Institute.....	47,854.06
Bluefield Colored Institute.....	10,546.83
<b>Total—Special Revenue.....</b>	<b>\$ 1,158,701.47</b>



## WORKMEN'S COMPENSATION FUND.

## 360.—Appropriation for Administration Expenses of Workmen's Compensation Fund.

F. J. McAndrews, salary 12 + months.....	\$	3,827.91
J. E. Brown, salary 13 months.....		3,380.00
Wm. Warner, Jr., salary 13 months.....		2,405.00
Ezra Hubbard, salary 13 months.....		1,040.00
R. H. Walker, salary 13 months.....		2,730.00
Jno. T. Moore, salary 13 months.....		2,925.00
J. W. Smiley, salary 13 months.....		4,355.00
G. H. Child, salary 13 months.....		2,275.00
Lewis J. Frey, salary 13 months.....		2,925.00
Lester Clark, salary 12 months.....		1,440.00
C. F. Harden, salary 12 months.....		1,920.00
Irene C. Dick, salary 1 + month.....		232.25
H. H. Morrison, salary 12 months.....		2,040.00
Evelyn Miller, salary 12 months.....		1,500.00
O. D. Grass, salary 8 months.....		800.00
Sarah L. Roth, salary 12 months.....		1,440.00
N. W. Reece, salary 12 months.....		2,100.00
H. G. Morgan, salary 13 months.....		2,275.00
Kate Davis, salary 11 + months.....		1,437.50
E. L. Brannon, salary 12 months.....		1,920.00
Cora Lewis, salary 12 months.....		1,490.00
J. H. Hill, salary 12 months.....		1,620.00
Louise Hutsinpillier, salary 12 months.....		1,440.00
Rose Roberts, salary 12 months.....		1,490.00
Grace Horan, salary 12 months.....		1,440.00
Christy Carpenter, salary 12 months.....		1,440.00
Jacqueline Pease, salary 3 months.....		360.00
Frank Graham, salary 12 months.....		2,100.00
A. W. Perry, salary 12 + months.....		2,187.50
W. M. Pearson, salary 13 + months.....		2,362.50
Frances L. Cramer, salary 12 months.....		1,320.00
Florence E. Gibbs, salary 12 months.....		1,320.00
Blanche White, salary 12 months.....		1,320.00
Alice B. Evans, salary 12 months.....		1,320.00
W. W. Burner, salary 12 months.....		2,100.00
Kathryn Peters, salary 2 months.....		220.00
G. A. Smith, salary 12 months.....		1,320.00
Alpha Raynes, salary 12 months.....		1,320.00
Dorothy M. Skcese, salary 11 + months.....		1,295.15
A. Louise Warwick, salary 6 months.....		660.00
W. D. M. Smith, salary 12 months.....		2,100.00
L. C. Chandler, salary 12 months.....		2,100.00
Winnie Willis, salary 11 + months.....		1,312.64
Florence Hendershot, salary 2 + months.....		290.96
Roy Reger, salary 11 months.....		2,310.00
O. R. Graham, salary 13 months.....		2,455.00
W. K. Hicks, salary 12 months.....		1,980.00
W. R. Mendenhall, salary 11 + months.....		2,066.12
Lloyd Knapp, salary 12 months.....		2,100.00
C. C. Warner, salary 12 months.....		2,100.00
Geo. H. Wolfes, salary 12 months.....		1,860.00
Wm. Richardson, salary 12 months.....		1,500.00
Rachel Coon, salary 12 months.....		1,440.00
Fannie Epner, salary 6 months.....		720.00

Freda A. Gibbs, salary 12 months.....	1,340.00
Lillian Hicks, salary 11 + months.....	1,295.16
Louis Buchwald, salary 10 months.....	2,250.00
M. L. West, salary 13 months.....	2,570.00
A. S. McDougal, salary 5 months.....	700.00
T. S. McIntire, salary 13 months.....	1,600.00
W. M. Ryan, salary 4 months.....	600.00
A. C. Minear, salary 13 + months.....	2,458.05
Anette Smiley, salary 11 + months.....	1,234.84
Goldie M. Pauley, salary 8 + months.....	982.90
B. T. McBee, salary 10 months.....	1,750.00
W. H. Shultz, salary 9 + months.....	1,715.00
Fannie B. Beckner, salary 6 months.....	720.00
Edward Morris, salary 1 + month.....	154.84
Virginia Chittum, salary 3 + months.....	393.90
Wm. Bendetto, salary 4 months.....	500.00
Henry Poindexter, salary 3 + months.....	345.16
W. J. Beckett, salary 2 + months.....	500.00
Ray Sanders, salary 1 + month.....	132.40
R. D. Benedetto, services.....	107.50
Dr. E. S. Bippus, services.....	10.00
Dr. A. Bruce Eagle, services.....	5.00
Adam Youngblood, services.....	8.00
J. D. Wilson.....	2.75
Total Salaries.....	\$116,803.03
Lee Ott, transportation.....	65.90
Hotel and meals.....	98.35
A. S. McDougal, transportation.....	114.75
Hotel and meals.....	56.95
Telephone.....	.75
Stenographer.....	3.45
Postage.....	1.00
Taxi.....	2.00
T. S. McIntire, transportation.....	139.50
Hotel and meals.....	127.30
Livery and auto hire.....	7.30
Jno. T. Moore, transportation.....	82.31
Hotel and meals.....	45.08
W. M. Ryan, transportation.....	135.75
Hotel and meals.....	157.90
Stenographer.....	9.10
Postage.....	3.20
Livery and auto hire.....	30.30
Certificate.....	1.00
Louis Buchwald, transportation.....	259.54
Hotel and Meals.....	66.00
Telephone.....	2.95
Stenographer.....	27.50
Postage.....	7.54
Livery and auto hire.....	6.75
A. C. Minear, transportation.....	365.13
Hotel and meals.....	558.30
Telephone.....	9.20
Stenographer.....	12.75
Postage.....	.60
Marriage certificate (copy).....	2.00
Livery and auto hire.....	97.25
M. L. West, transportation.....	206.25
Hotel and meals.....	198.05
Telephone.....	1.00
Stenographer.....	17.00
Livery and auto hire.....	6.50

J. W. Smiley, transportation.....	100.54
Hotel and meals.....	54.18
Taxi.....	1.00
R. H. Walker, transportation.....	68.41
Hotel and meals.....	95.67
Taxi.....	2.00
W. H. Shultz, transportation.....	307.83
Hotel and meals.....	458.10
Telephone.....	35
Notary Fee.....	50
Livery and auto hire.....	40.75
W. J. Becker, transportation.....	29.96
Hotel and meals.....	136.05
Z. T. McBee, transportation.....	299.43
Hotel and meals.....	381.10
Stenographer.....	2.75
Livery and auto hire.....	23.00
Total Traveling Expense.....	\$ 4,927.82
Postage.....	12,620.00
Telephone.....	490.18
Telegraph.....	39.61
Freight, express and drayage.....	1,245.84
Office supplies and stationery.....	2,949.12
Office furniture and fixtures.....	839.78
Drinking water.....	275.45
Water coolers.....	16.32
Typewriters and supplies.....	500.28
Addressograph supplies.....	45.50
Multigraph supplies.....	98.00
Adding machines.....	976.47
Monroe calculating machines.....	700.00
Letter sealer.....	100.00
Motor generator set.....	274.00
Books.....	90.80
Electric supplies and repairs.....	161.47
Awnings.....	153.14
Tabulating Machine Co.:	
Equipment.....	1,384.25
Supplies.....	700.10
Rental.....	855.00
The Safe Cabinet Co., safes.....	4,343.34
Standard Printing Co., jackets and folders.....	620.00
Binding.....	65.00
Kanawha National Bank (vault rent).....	150.00
David Dick & Son, labor and material.....	374.47
International Association of Industrial Accident Boards and Commissions, dues.....	50.00
H. G. Young, Secretary of State, supplies and stock furnished.....	8,000.00
Tribune Printing Co., printing.....	9,639.31
Premium on Workmen's Compensation Fund.....	14.20
Total Miscellaneous.....	\$47,771.63
DeVan and Company:	
Premium on official bond, W. S. Johnson.....	400.00
Premium on official bond, Lee Ott.....	25.00
Premium on official bond, John C. Bond.....	300.00
Premium on furniture and fixtures.....	203.84
Lohmeyer, Goldsmith and Patterson:	
Premium on official bond, John C. Bond.....	300.00
Gallaher and Sutherland:	
Premium on official bond, John C. Bond.....	300.00
Montgomery and Coles:	
Premium on official bond, John C. Bond.....	1,037.45

William Jones:		
Premium on official bond, John C. Bond.....	100.00	
C. R. Morgan:		
Premium on official bond, John C. Bond.....	300.00	
Bell and Crane:		
Premium on official bond, John C. Bond.....	300.00	
Premium on burglary and robbery insurance....	1,006.53	
Logan and Summers:		
Premium on official bond, W. S. Johnson.....	400.00	
The Wilkes Insurance Agency:		
Premium on burglary and robbery insurance....	637.45	
National Surety Company:		
Premium on burglary and robbery insurance....	637.45	
Federal Securities Co.:		
Premium on burglary and robbery insurance....	1,593.64	
Total Premium on Insurance.....	\$ 7,541.36	
Total.....	\$ 177,043.84	
Note—The above traveling expense of Lee Ott was incurred as follows:		
June 1921, Wheeling.....	\$ 34.02	
September 1921, Chicago, Ill.....	80.23	
May 1922, St. Louis, Mo.....	50.00	
Total.....	\$ 164.25	

361.—*Appropriation to pay Expense of Audit of Workmen's Compensation Department.*

Everett Hughes, salary 5 + months..... \$ 1,060.00

#### STATE FUND—MONEYS BELONGING TO COUNTIES, DISTRICTS AND MUNICIPALITIES.

362.—*Payments to Counties, Districts and Municipalities. The County, District and Municipal Taxes Collected and Delinquent Land.*

The following is a list of payments made during the year ending June 30, 1922, to Counties, Districts and Municipalities of County, District and Municipal Taxes collected by the State on Delinquent Land.

Payments to Counties and Districts:

Doddridge.....	\$ 23,748.42
Harrison.....	7,314.26
Kanawha.....	11,467.38
Marion.....	2,221.60
McDowell.....	2,199.02
Randolph.....	5,410.53
Roane.....	357.86
Taylor.....	1,047.00
Tucker.....	520.23
Upshur.....	659.04
Wayne.....	8,425.44
Webster.....	10,640.75
Wyoming.....	11,968.60

#### MUNICIPALITIES.

Bluefield.....	1,503.36
Charleston.....	2,310.14
Fairmont.....	1,695.17
Fairview.....	46.35
Gassaway.....	143.57
Grafton.....	1,863.09
Huntington.....	1,761.01
Salem.....	51.34
Total.....	\$ 95,354.16

363.—*Payments to Counties, Districts and Municipalities. The County, District and Municipal Taxes Collected from Public Service Corporations.*

The following is a list of payments made during the year ending June 30, 1922, to Counties, Districts and Municipalities of County, District and Municipal Taxes collected by the State on Public Service Corporations.

Payments to Counties and Districts:

Barbour.....	\$ 36,731.84
Berkeley.....	68,581.27
Boone.....	33,261.04
Braxton.....	49,255.02
Brooke.....	94,227.84
Cabell.....	201,491.00
Calhoun.....	41,241.87
Clay.....	36,276.87
Doddridge.....	128,285.50
Fayette.....	268,690.60
Gilmer.....	29,341.52
Grant.....	8,169.38
Greenbrier.....	76,039.20
Hampshire.....	37,262.04
Hancock.....	50,242.93
Hardy.....	4,119.73
Harrison.....	435,338.21
Jackson.....	47,368.83
Jefferson.....	55,834.97
Kanawha.....	689,304.74
Lewis.....	136,603.36
Lincoln.....	121,863.29
Logan.....	132,317.87
Marion.....	376,461.91
Marshall.....	164,184.24
Mason.....	73,600.28
Mercer.....	263,819.17
Mineral.....	102,572.54
Mingo.....	224,210.24
Monongalia.....	181,845.04
Monroe.....	10,360.07
Morgan.....	117,903.54
McDowell.....	316,004.50
Nicholas.....	12,925.42
Ohio.....	97,495.31
Pendleton.....	70.55
Pleasants.....	34,355.10
Pocahontas.....	38,355.69
Preston.....	134,153.56
Putnam.....	62,734.99
Raleigh.....	93,726.10
Randolph.....	57,769.92
Ritchie.....	120,158.02
Roane.....	85,088.65
Summers.....	70,000.24
Taylor.....	97,826.10
Tucker.....	33,084.25
Tyler.....	81,123.93
Upshur.....	24,615.46
Wayne.....	272,824.14
Webster.....	22,264.44
Wetzel.....	249,194.59
Wirt.....	9,663.82
Wood.....	109,622.02
Wyoming.....	45,685.26
Total Counties and Districts.....	\$6,365,548.01

## MUNICIPALITIES.

Addison.....	29.99
Adrian.....	78.97
Albright.....	8.73
Alburn.....	.52
Alderson.....	675.08
Ansted.....	53.91
Athens.....	10.37
Avis.....	1,920.64
Bath.....	170.08
Bayard.....	119.47
Beckley.....	815.40
Belington.....	1,948.08
Benwood.....	14,961.29
Beverly.....	84.27
Blacksville.....	26.42
Bluefield.....	32,738.35
Bolivar.....	12.57
Bramwell.....	666.48
Bridgeport.....	1,171.87
Brooklyn.....	633.67
Bruceton Mills.....	.31
Buckhannon.....	1,648.89
Buffalo.....	5.58
Burnsville.....	964.79
Cairo.....	562.79
Camden-on-Gauley.....	122.74
Cameron.....	647.08
Cass.....	60.48
Cassville.....	526.46
Cedar Grove.....	358.71
Centerville.....	.58
Ceredo.....	3,026.14
Charleston.....	57,230.60
Charles Town.....	586.21
Chester.....	2,304.29
Clark.....	278.09
Clarksburg.....	25,636.89
Clendenin.....	3,191.10
Coalton.....	80.17
Corinth.....	238.28
Cowen.....	104.56
Danville.....	172.29
Davis.....	199.11
Dunbar.....	850.55
Durbin.....	124.33
East Bank.....	436.02
Elizabeth.....	77.35
Elkins.....	4,591.14
Ellenboro.....	280.46
Fairmont.....	29,462.73
Fairview.....	1,424.95
Falling Springs.....	245.33
Farmington.....	301.61
Fayetteville.....	93.63
Flatwoods.....	380.99
Follansbee.....	1,594.42
Friendly.....	54.93
Gassaway.....	2,555.08
Gilbert.....	1.46
Glenville.....	46.24
Grafton.....	14,485.99

Grantsville.....	732.94
Hambleton.....	73.39
Harding.....	334.90
Harpers Ferry.....	1,038.99
Harrisville.....	40.66
Hartford.....	410.09
Hedgesville.....	13.15
Henderson.....	110.87
Hendricks.....	277.91
Henry.....	188.87
Hinton.....	3,714.44
Hill Top.....	11.65
Hillsboro.....	.86
Hollidays Cove.....	698.35
Hundred.....	1,997.08
Huntington.....	47,768.98
Hurricane.....	328.19
Huttonsville.....	41.27
Jaeger.....	1,094.70
Jane Lew.....	334.02
Junior.....	234.97
Kenova.....	12,616.76
Kermit.....	1,719.68
Keyser.....	8,071.44
Keystone.....	2,121.39
Kimball.....	487.21
Kingwood.....	1,385.68
Layapolis.....	169.07
Leon.....	93.17
Lester.....	291.48
Littleton.....	545.92
Logan.....	1,409.05
Lumberport.....	1,001.70
Mabscott.....	840.61
Madison.....	416.73
Man.....	21.28
Mannington.....	4,912.59
Marlinton.....	484.38
Marmet.....	393.08
Martinsburg.....	6,290.79
Mason City.....	518.77
Masontown.....	18.07
Matewan.....	918.73
Matoaka.....	232.47
Meadow Creek.....	421.23
Middlebourne.....	199.84
Mill Creek.....	108.29
Milton.....	287.17
Monongah.....	844.84
Montgomery.....	713.45
Montrose.....	119.21
Moorefield.....	44.38
Morgantown.....	21,773.82
Moundsville.....	4,617.31
Mount Hope.....	901.60
Mullens.....	13.15
McMechen.....	2,266.56
New Cumberland.....	1,153.89
New Martinsville.....	908.52
Newburg.....	1,722.74
North Fork.....	1,116.24
Oak Hill.....	161.48
Oak Vale.....	697.21

Paden City.....	362.38
Parkersburg.....	10,546.42
Parsons.....	401.77
Paw Paw.....	680.57
Pennsboro.....	840.52
Petersburg.....	262.19
Philippi.....	927.45
Piedmont.....	2,088.13
Pine Grove.....	128.02
Pt. Pleasant.....	5,141.45
Pratt.....	229.42
Princeton.....	9,415.58
Pullman.....	4.01
Rainelle.....	64.94
Ransom.....	562.35
Ravenswood.....	637.34
Reedsville.....	330.01
Reedy.....	90.52
Richwood.....	475.06
Ridgeley.....	603.05
Ripley.....	73.89
Riverside.....	441.70
Rivesville.....	183.12
Romney.....	163.56
Ronceverte.....	4,166.10
Rosedale.....	761.24
Rowlesburg.....	3,116.14
St. Albans.....	4,333.97
St. Marys.....	752.49
Salem.....	2,740.24
Shepherdstown.....	432.66
Shinnston.....	2,837.29
Sistersville.....	2,955.08
Smithfield.....	295.00
Sophia.....	53.65
South Charleston.....	3,863.60
Spencer.....	1,362.14
Star City.....	768.18
Sturgiss City.....	1,988.30
Sutton.....	231.91
Terra Alta.....	2,331.07
Triadelphia.....	120.70
Tunnelton.....	1,104.36
Thomas.....	718.33
Wayne.....	412.02
Welch.....	5,062.56
Wellsburg.....	5,924.56
West Union.....	461.12
Weston.....	2,714.97
Westover.....	2,903.74
Wheeling.....	105,895.57
Edgewood.....	144.11
Elm Grove.....	1,615.37
Fulton.....	47.30
Pleasant Valley.....	37.16
Warwood.....	1,738.31
Woodsdale.....	343.51
White Sulphur Springs.....	687.45
Winfield.....	1.00
Williamson.....	14,325.99
Williamstown.....	1,758.62
Worthington.....	370.20
Total.....	\$ 6,933,134.19



**SINKING FUND VIRGINIA DEBT.**

<b>364.—Appropriation for Virginia Debt Payment.</b>	
Redemption of bonds and fractional certificates . . . . .	\$ 287,246.44
Par Value of Redemption:	
Bonds . . . . .	\$316,200.00
Certificates . . . . .	1,631.24
	\$317,831.24
Interest on bonds redeemed . . . . .	4,766.81
Interest on O. S. registered and coupon bonds . . . . .	386,109.55
Expense . . . . .	18.00
	678,140.80
Total . . . . .	\$ 678,140.80

**STATE ROAD COMMISSION.****365.—Appropriation to pay Salaries of Road Commissioners. (Special Revenue.)**

C. P. Fortney, salary 12 months . . . . .	\$ 7,500.00
E. B. Stephenson, salary 12 months . . . . .	7,500.00
N. P. Whittaker, salary 7 + months . . . . .	4,895.83
	19,895.83
Total . . . . .	\$ 19,895.83

**366.—Appropriation to pay Salaries of Engineers, Draftsmen, Clerks and Stenographers. (Special Revenue.)**

Frank Arnold, salary 10 months . . . . .	\$ 1,566.66
John Amos, salary 10 months . . . . .	735.50
H. R. Anderson, services . . . . .	210.89
S. E. Bradley, salary 12 months . . . . .	3,600.00
J. P. Blundon, salary 12 months . . . . .	3,600.00
Catherine S. Blundon, salary 9 months . . . . .	1,035.00
W. I. Berthisell, salary 5 months . . . . .	690.00
J. L. Bissell, services . . . . .	75.83
Belle Basley, services . . . . .	34.00
Margaret Cracraft, salary 12 months . . . . .	1,575.00
E. B. Carskadon, salary 10 + months . . . . .	3,530.00
Mrs. M. E. Curtis, salary 7 + months . . . . .	786.67
E. E. Champ, services . . . . .	54.00
W. S. Downs, salary 12 months . . . . .	5,000.00
C. R. Duncan, salary 12 months . . . . .	3,600.00
Mary S. Dicker, salary 1 month . . . . .	90.00
S. Daniels, salary 1 month . . . . .	50.00
R. H. Frain, salary 7 + months . . . . .	1,403.33
Paul Fitzer, salary 4 + months . . . . .	637.50
Jane Forber, salary 5 + months . . . . .	700.00
D. H. Frye, salary 3 months . . . . .	450.00
B. E. Gray, salary 12 months . . . . .	5,000.00
Robert Gover, salary 1 month . . . . .	275.00
J. V. Goheen, services . . . . .	11.00
R. G. Gartner, salary 6 months . . . . .	1,500.00
E. G. Graban, salary 4 + months . . . . .	834.00
C. M. Geho, salary 10 months . . . . .	1,250.00
Geo. H. Hill, Sr., salary 12 months . . . . .	5,000.00
Louis H. Hall, salary 2 + months . . . . .	350.00
Gwen Haddock, salary 12 months . . . . .	1,545.00
J. M. Hawkins, salary 11 months . . . . .	1,375.00
Lorena Hooge, services . . . . .	107.25
R. C. Haven, salary 5 months . . . . .	250.00
J. C. Horman, salary 7 + months . . . . .	1,160.00
G. B. Hildebrand, salary 1 month . . . . .	130.00
E. E. Hanstead, salary 2 + months . . . . .	356.00
V. H. Hess, salary 3 months . . . . .	450.00

Nell Knight, salary 8 + months.....	1,058.33
B. L. Miller, salary 12 months.....	1,605.00
J. F. Mooney, salary 1 month.....	212.50
Irving Madison, services.....	33.33
Nina Marshall, salary 8 + months.....	958.33
E. G. Middleton, Sr., salary 9 + months.....	2,386.67
Irma Morris, salary 8 + months.....	677.50
J. T. Mann, salary 1 month.....	160.00
S. U. Morrisey, salary 5 + months.....	700.00
J. K. McGrath, salary 12 months.....	5,000.00
W. O. McCluskey, Jr., salary 12 months.....	3,966.66
E. M. McCabe, salary 12 months.....	1,435.00
H. D. McDonald, services.....	57.00
J. R. McDermott, salary 3 months.....	750.00
W. M. McCray, Jr., salary 7 + months.....	1,120.00
J. M. Oliver, salary 12 months.....	3,100.00
J. M. Oliver, Jr., salary 2 months.....	55.00
S. G. Oliver, services.....	36.00
Elizabeth Posten, salary 12 months.....	1,725.00
G. W. Roberts, services.....	32.00
Edith Rowley, salary 10 months.....	813.33
I. M. Rood, salary 8 + months.....	886.67
Mary Roberts, salary 1 month.....	110.00
Leah Sevy, salary 12 months.....	1,500.00
Randolph Specht, salary 2 + months.....	198.33
E. St. C. Smith, salary 12 months.....	5,000.00
H. J. Spellman, salary 12 months.....	5,000.00
H. E. Snyder, salary 12 months.....	5,000.00
Alex Short, services.....	12.00
Clarissa Stover, salary 9 + months.....	617.50
Elizabeth Scott, salary 1 + months.....	75.00
W. B. Surber, salary 8 + months.....	1,295.00
J. Straughn, services.....	10.00
Lura Stout, salary 2 + months.....	267.66
J. G. Tilton, salary 12 months.....	2,375.00
Ed. Turner, salary 9 + months.....	966.67
A. S. Winter, salary 11 months.....	2,505.00
Lucy Webb, services.....	1.50
Robt. Williamson, Jr., services.....	259.74
Elanor Williams, services.....	9.00
Marion Williams, salary 5 + months.....	405.33
Jno. C. Ward, salary 1 month.....	150.00
E. D. Yewell, salary 3 months.....	600.00
Transfer to Current General Expense.....	18.25
Transfer to Supervision War Material.....	6.81
Transfer to Distribution of Bond Fund.....	22.58
Transfer to Construction and Re-Construction.....	217.19
Total.....	\$ 102,728.51

367.—*Appropriation for Bridge Designs, Plans and Records and Testing Material.*

Salaries:	
L. L. Jemison, 12 months.....	\$ 3,966.66
R. B. Dayton, 12 months.....	4,200.00
J. T. Moore, 12 months.....	3,000.00
Geo. E. Miller, 12 months.....	2,700.00
W. F. Toney, 12 months.....	1,880.00
F. A. Davis, 12 months.....	3,500.00
C. L. Lewis, 12 months.....	2,282.50
G. F. Allen, 12 months.....	2,247.50
D. G. Runner, 9 + months.....	916.67
E. M. Day, 2 months.....	200.00

R. P. Davis, 12 months.....	2,500.00
Neil Forman, 5 months.....	500.00
D. G. Runner, 4 months.....	440.00
C. M. Glisan, 5 + months.....	530.00
A. S. Beyland, 4 + months.....	595.00
M. W. Gamble, 4 + months.....	403.33
Kinsey Fife, 1 + month.....	196.66
T. H. Meek, 1 month.....	115.00
Milton Jarrell, 1 month.....	115.00
R. E. Seamon, services.....	5.00
John Harner, services.....	5.00
W. T. Kraner, services.....	115.00
O. S. Tennant, services.....	50.00
A. M. Miller.....	80.65
Total Salaries and Services.....	\$30,543.97
R. B. Dayton, transportation.....	432.94
Hotel and meals.....	192.78
Express.....	3.00
Telephone and Telegraph.....	.70
Supplies.....	5.66
Rent of Dodge car.....	40.00
R. P. Davis, transportation.....	290.87
Hotel and meals.....	168.80
Express and telephone.....	1.18
Oil and gas.....	3.75
Photo supplies.....	4.14
L. L. Jemison, transportation.....	267.15
Hotel and meals.....	156.20
Photo supplies.....	51.33
Telephone and baggage.....	.35
Auto supplies and gas.....	27.73
Supplies.....	1.25
Geo. E. Miller, transportation.....	71.17
Hotel and meals.....	104.68
Photo supplies.....	14.70
Supplies, \$1.50, telephone, 30c.....	1.80
C. R. Collins, transportation.....	10.78
Hotel and meals.....	17.75
Gas, oil, storage and repairs.....	15.50
J. T. Moore, hotel and meals.....	17.25
G. F. Allen, transportation.....	50.09
Hotel and meals.....	57.51
Films.....	1.18
C. L. Lewis, transportation.....	32.18
Hotel and meals.....	45.85
Total Traveling Expense.....	\$ 2,088.27
Postage.....	132.00
Office supplies.....	192.99
Office furniture.....	452.52
Typewriter.....	109.35
Printed forms.....	354.11
Electric Fans.....	55.00
Freight and express.....	336.86
Laboratory equipment.....	1,474.45
Laboratory supplies.....	388.08
Engineers supplies.....	408.75
Blue prints.....	33.25
Films.....	2.30
Subscriptions to papers.....	10.00
Auto hire.....	90.00
Auto supplies.....	237.37
Oil and gasoline.....	25.65
Testing equipment.....	319.31

Testing material.....	56.50
Electric supplies.....	6.92
Stores.....	35.85
Plaster paris.....	10.10
Sand and cement.....	52.85
Lumber.....	75.44
Hardware.....	12.94
Plumbing supplies.....	75.17
Transfer to Construction and Re-construction.....	30.66
<b>Total.....</b>	<b>\$ 37,610.66</b>

368.—*Appropriation to pay Traveling Expenses. (Special Revenue.)*

C. P. Fortney, transportation.....	\$ 370.54
Hotel and meals.....	164.60
Baggage 20c, Telephone 75c.....	.95
Taxi.....	59.30
E. B. Stephenson, transportation.....	226.20
Hotel and meals.....	94.86
Taxi.....	2.50
N. P. Whittaker, transportation.....	88.71
Hotel and meals.....	22.83
J. K. Monroe, transportation.....	338.89
Hotel and meals.....	233.78
Telephone and telegraph.....	6.19
Taxi.....	7.75
Labor, material and repairs.....	80.88
Oil, gasoline and storage.....	56.25
Tires.....	56.50
J. R. McDermott, transportation.....	18.08
Hotel and meals.....	59.35
Supplies \$9.62, telephone 45c.....	10.07
Ed. St. C. Smith, transportation.....	587.32
Hotel and meals.....	527.95
Telephone and telegraph.....	7.95
II. J. Spelman, transportation.....	571.91
Hotel and meals.....	670.01
Telephone 45c, express \$12.50.....	12.95
Supplies.....	1.20
S. E. Bradley, transportation.....	256.11
Hotel and meals.....	232.64
Telegraph \$2.47, telephone \$2.15.....	4.62
Supplies \$2.00, notary fees 75c.....	2.75
Stenographic service.....	1.00
H. E. Snyder, transportation.....	701.00
Hotel and meals.....	539.44
Telephone and telegraph.....	6.40
P. O. box rent and postage.....	2.68
Express 94c, notary fee 25c.....	1.19
Washing windows.....	2.00
Keys \$5.40, films \$2.05.....	7.45
W. S. Downs, transportation.....	600.05
Hotel and meals.....	381.55
Telephone and telegraph.....	2.65
H. S. White, transportation.....	84.41
Hotel and meals.....	101.16
Telephone and telegraph.....	5.36
Postage \$2.11, tips \$1.45.....	3.54
Stenographer 75c, taxi 25c.....	1.00
W. O. McCluskey, transportation.....	359.14
Hotel and meals.....	372.46
Telephone and telegraph.....	4.75
Postage 43c, notary fee 50c.....	.93

R. B. Dayton, transportation.....	13.65
Hotel and meals.....	11.85
C. R. Duncan, transportation.....	132.67
Hotel and meals.....	87.70
Telephone, telegraph and supplies.....	2.05
J. P. Blundon, transportation.....	124.01
Hotel and meals.....	86.25
Oil and gasoline.....	1.60
J. K. McGrath, transportation.....	399.13
Hotel and meals.....	553.08
Telephone.....	3.60
B. E. Gray, transportation.....	491.09
Hotel and meals.....	567.45
Oil and gasoline.....	56.70
Auto supplies and repairs.....	187.00
Telephone and telegraph.....	5.55
Geo. H. Hill, transportation.....	36.21
Hotel and meals.....	16.20
Telephone.....	1.00
H. J. Grathwal, transportation.....	2.46
Robt. Williamson, transportation.....	77.71
Hotel and meals.....	60.00
H. R. Anderson, transportation.....	39.30
Hotel and meals.....	55.00
F. P. Arnold, transportation.....	206.12
Hotel and meals.....	106.95
Gasoline and oil.....	9.75
Telegraph.....	.35
E. G. Middleton, transportation.....	291.37
Hotel and meals.....	124.95
Gasoline \$1.40, supplies \$2.83.....	4.23
Telephone.....	1.30
B. L. Miller, transportation.....	6.16
Hotel and meals.....	14.75
S. W. K. Miller, transportation.....	16.04
Hotel and meals.....	10.00
Cleo Swecker, transportation.....	47.01
Hotel and meals.....	22.70
C. M. Gehoe, transportation.....	14.18
Hotel and meals.....	7.60
E. B. Carskadon, transportation.....	157.36
Hotel and meals.....	80.35
A. S. Winter, transportation.....	95.37
Hotel and meals.....	94.34
J. C. Kincaid, transportation.....	8.90
Hotel and meals.....	5.50
R. C. Gartner, transportation.....	10.24
Hotel and meals.....	4.50
N. F. Hathway, transportation.....	33.03
Hotel and meals.....	23.05
W. J. Birthisell, transportation.....	14.97
Hotel and meals.....	8.00
Elizabeth Posten, transportation.....	11.82
Hotel and meals.....	23.85
E. E. Hamstead, transportation.....	3.00
Hotel and meals.....	1.95
Davis Garage, labor.....	1.30
Material.....	20.27
Oil and gasoline.....	42.87
J. M. Bright, labor.....	.70
Material.....	1.50
Oil and gasoline.....	1.90
Storage.....	6.50

Bean's Garage, labor.....	12.27
Material.....	47.23
Gasoline.....	2.77
The Motormart, labor.....	84.92
Material.....	65.12
Gasoline.....	63.63
Storage.....	5.00
College Avenue Garage, labor.....	41.88
Material.....	8.48
Gasoline.....	1.25
Sixth Avenue Garage, material.....	19.05
Oil and gasoline.....	102.50
Storage.....	41.00
Parker and Grant Garage, labor.....	39.28
Material.....	10.55
E. H. Hager, labor.....	6.10
Oil.....	.25
Franklin Motor Car Co., labor.....	17.75
Material.....	81.53
Oil and gasoline.....	4.50
Central Auto Corporation, labor.....	19.45
Material.....	44.18
East End Garage, oil and gasoline.....	42.80
Fruth Garage Co., labor.....	39.10
Material.....	27.37
Oil and gasoline.....	51.02
Weaver Motor Car Co., labor.....	6.75
Oil and gasoline.....	9.36
Storage.....	34.50
Motor Car Supply Co., material.....	16.04
Fleigh Motor and Tire Co., labor.....	9.28
Material.....	28.52
The Berkeley Garage, labor.....	8.28
Material.....	7.11
Storage.....	6.00
W. E. Weimer, labor.....	10.00
Material.....	7.45
Oil and gasoline.....	1.65
Storage.....	1.00
Main Street Garage, material.....	4.20
Oil and gasoline.....	3.10
Overland Sales Co., material.....	3.75
Parkersburg Buick Co., labor.....	25.02
Material.....	5.14
S. W. Kent Miller, Jr., labor.....	50.75
Material.....	44.91
Oil and gasoline.....	73.12
Storage.....	21.75
L. A. Walcott & Co., labor.....	327.15
Material.....	248.97
Oil and gasoline.....	26.66
Modern Garage, labor.....	21.25
Material.....	8.55
Oil and gasoline.....	11.85
Storage.....	15.25
Miller-Napier Co., labor.....	4.50
Material.....	40.82
Oil and gasoline.....	105.00
Storage.....	24.00
Sundry parties, oil and gasoline.....	30.05
Auto hire or rent.....	841.55
Auto supplies.....	356.73
Expense of Notary Commission.....	10.00

Transfer to Construction and Re-construction.....	209.93
Ferriage or tolls.....	10.00

Total..... \$ 16,046.71

The above traveling expense of N. P. Whittaker was incurred as follows:

October 1921, Clarksburg and Elkins.....	\$ 22.69
December 1921, Fairmont, Elkins and Wheeling.....	28.91
February 1922, Wheeling and Grafton.....	33.46
March 1922, Huntington.....	9.91
April 1922, Hinton.....	11.41
April 1922, Huntington.....	5.16

Total..... \$ 111.54

The above traveling expense of C. P. Fortney was incurred as follows:

August 1921, Buckhannon.....	\$ 18.39
Aug. and Sept. 1921, Washington, D. C., and Columbus, S. C.....	190.38
September 1921, Clarksburg and Morgantown.....	42.10
October 1921, Wheeling, Wellsburg, Elkins and Clarksburg.....	72.29
November 1921, Gassaway.....	7.72
November 1921, Welch.....	29.15
December 1921, Omaha, Neb.....	127.38
April 1922, Grafton.....	27.07
May 1922, Fairmont.....	26.21
May 1922, Washington, D. C.....	54.70

Total..... \$ 595.39

The above traveling expense of E. B. Stephenson was incurred as follows:

July 1921, Clay Court House.....	4.61
September 1921, Clarksburg and Morgantown.....	56.49
October 1921, Wheeling, Elkins.....	26.60
November 1921, Gassaway.....	8.73
November 1921, Clay Court House.....	12.84
December 1921, Omaha, Neb.....	131.89
February and March, 1922, Columbus, Ohio.....	50.79
May 1922, Fairmont.....	31.61

Total..... \$ 323.56

369.—*Appropriation for Inspection and Supervision of War Material. (Special Revenue.)*

Frank P. Arnold, salary 10 months.....	\$ 1,733.33
Wm. C. Jaeger, salary 6 months.....	1,100.00
Hubert Hall, salary 2 months.....	450.00
W. T. Hamilton, salary 2 + months.....	476.58
Chas. E. Eberts, salary 1 + month.....	375.00
A. S. Winter, salary part 2 months.....	300.00
E. E. Hamstead, salary 1 month.....	160.00
A. S. Winter, cash advanced to W. T. Hamilton pay roll.....	107.50
W. W. Hall, transfer to Construction and Re-construction.....	175.00
F. P. Arnold, transportations.....	6.74
Hotel and meals.....	2.25

Total..... \$ 4,886.40

370.—*Appropriation to pay Office Rent of the State Road Commission. (Special Revenue.)*

U. G. Young.....	\$	5,635.90
Quarrier Street Realty Co.....		2,695.50
Robson-Prichard Company.....		2,160.00
City of Parkersburg.....		550.00
Shenandoah Valley Bank and Trust Co.....		412.50
C. G. Janutalo.....		345.00
E. M. Enright.....		336.48
F. M. Reynolds.....		165.00
American Legion.....		25.00
Jas. Straughter, janitor.....		14.00
Wm. Chamberlain, janitor.....		12.00
Irving Madison, janitor.....		46.67
Jas. Grafton, janitor service.....		2.00
E. R. Baker, repairs to office.....		90.15
I. M. Carper, repairs to office.....		69.14
E. M. Enright, repairs to office.....		140.00
Moving and cleaning office.....		78.31
Electric supplies.....		2.10
Plumbing and supplies.....		9.70
Electricity.....		244.02
Gas.....		4.60
Water.....		99.10
Ice.....		15.39
Towel service.....		27.50
Transfer to Auto Bureau.....		334.00
Transfer to Construction and Re-construction.....		12.00
Transfer to Distribution of Bond Fund.....		10.00
Total.....	\$	13,536.06

371.—*Appropriation for Furniture and Equipment. (Special Revenue.)*

Engineer instruments and supplies.....	\$	12,346.45
Office furniture and equipment.....		7,818.49
Office supplies, including folders and guide.....		1,634.14
Adding machines.....		1,950.20
Typewriters and supplies.....		2,180.50
Calculating machines.....		1,675.00
Equipment for drafting room.....		1,524.00
Four steel safes.....		1,589.83
Rugs.....		299.47
Scales.....		138.34
Electric fans.....		158.45
Electric supplies.....		377.37
Five kodaks.....		147.50
Repairs to offices.....		271.65
Window shades.....		54.04
Stoves.....		144.20
Plumbing and fixtures.....		284.26
Lettering doors.....		133.40
Water coolers.....		41.60
Hardware.....		65.15
Lumber.....		104.06
Brief case.....		19.90
Maps.....		91.00
Janitor supplies.....		85.95
Freight, express and drayage.....		192.18
Postage.....		1.72
Binding records.....		11.97
Books.....		2.50
Buzzer system.....		42.85
Charleston directories.....		20.00



Gas and oil.....	15.35
Transfer to Current General Expenses.....	189.95
Transfer to Construction and Re-construction.....	6.38
<b>Total.....</b>	<b>\$ 33,620.85</b>

**372.—Appropriation for Current General Expenses. (Special Revenue.)**

Postage.....	\$ 2,883.83
Telephone.....	2,431.19
Telegraph.....	453.28
Freight, express and drayage.....	964.44
Water.....	102.70
Ice.....	24.00
Electricity.....	371.87
Gas.....	13.90
Coal.....	5.00
Furniture and fixtures.....	179.88
Stationery and office supplies.....	7,255.02
Engineers supplies.....	902.96
Laboratory supplies.....	14.05
Books.....	25.50
Typewriter and supplies.....	157.44
Mimeograph repairs.....	10.00
Glass and glazing and lettering.....	17.17
Blue prints and maps.....	1,694.81
Plans.....	68.17
Surveyed and platted (Ohio State University).....	1,800.00
Officer's badges.....	65.87
Subscriptions to papers.....	243.70
Insurance on furniture.....	101.14
Premium on official bonds.....	95.00
American Legion, office rent.....	25.00
David Kahn, garage rent.....	100.00
L. A. Walcott Co., rent of building.....	180.00
Harvey Holland, labor and material.....	27.77
J. E. Laughorn, carpenter work.....	16.00
E. R. Baker, repairs to office.....	144.00
W. W. Myers, labor.....	20.00
Ralph Grafton, services.....	5.93
James Grafton, service.....	16.00
Sundry janitors.....	17.50
J. V. Goheen, stenographic services.....	14.50
Electrical supplies.....	113.09
Lumber.....	42.04
Hardware.....	36.05
Plumbing and supplies.....	87.12
Locks and keys.....	37.85
Janitor's supplies.....	49.08
Paint and brush.....	7.62
Auto supplies.....	69.19
Expense of notary (B. L. Miller).....	18.00
Assessment, American Association of State Highway Officials.....	200.00
Dues, American Road Builders' Association.....	6.00
Auto Hire:	
Grant County Court.....	30.00
Percy Walton.....	19.50
C. G. Scribner.....	20.00
G. P. Miller.....	32.00
East End Garage, labor.....	6.45
Oil and gas.....	55.09
Weaver Motor Car Co., storage.....	20.00
Oil and gas.....	1.98

Supplies.....	2.50
C. E. Ellis, labor.....	7.80
Material.....	12.15
Oil and gas.....	9.55
Sixth Avenue Garage, labor.....	2.25
Material.....	20.05
Oil and gas.....	5.79
Storage.....	12.00
Triple State Electric Co., material.....	266.70
Mountain State Motor Car Co., material.....	4.60
Gasoline.....	1.30
J. M. Bright, storage.....	5.00
The Motormart, oil and gas.....	5.50
Fruth Garage, oil and gas.....	15.28
S. E. Bradley, transportation.....	27.27
Hotel and meals.....	14.55
Notary fee 25c, supplies \$6.95.....	7.20
Geo. H. Hill, transportation.....	9.77
Hotel and meals.....	2.00
C. R. Duncan, transportation.....	9.32
Hotel and meals.....	7.10
W. S. Downs, transportation.....	30.64
Hotel and meals.....	18.90
Telephone.....	.85
R. B. Dayton, transportation.....	15.85
Hotel and meals.....	2.25
R. P. Davis, transportation.....	13.68
Hotel and meals.....	2.35
W. O. McCluskey, supplies \$4.13, notary fee 25c.....	4.38
J. K. McGrath, telephone.....	32.88
Supplies.....	5.47
Express.....	13.02
Maps.....	10.20
J. P. Blundon, supplies.....	1.90
B. E. Gray, gasoline.....	15.80
Auto storage.....	2.50
Supplies.....	11.25
Labor.....	2.00
Telegraph.....	1.32
Transfer to Traveling Expense.....	11.32
Transfer to Construction and Reconstruction.....	31.55
<b>Total.....</b>	<b>\$ 21,924.47</b>

373.—*Appropriation to Carry Out the Provisions of Chapter 39, Acts 1919, relating to Engineering Expense as Required by Federal Government. (Special Revenue.)*

Julius K. Monroe, salary 12 months.....	\$ 6,000.00
Neil F. Hathway, salary 9 months.....	2,966.67
Earl D. Yewell, salary 9 months.....	1,975.00
Neil F. Hathway, transportation.....	34.77
Hotel and meals.....	38.70
Telephone.....	.50
R. C. Haven, transportation.....	18.10
Hotel and meals.....	42.65
Express 66c, telegraph 60c, supplies 70c.....	1.96
<b>Total.....</b>	<b>\$ 11,078.35</b>

374.—*Appropriation for Collecting, Printing and Disseminating Statistics and Publications. (Special Revenue.)*

Mutual Printing Co., printing.....	\$ 501.60
------------------------------------	-----------

## 375.—Appropriation to pay Salaries of Clerks and Assistants in Automobile Bureau. (Special Revenue.)

Mrs. H. V. Arkle, salary 12 months.....	\$	1,800.00
John Amos, salary 2 months.....		220.00
M. L. Brown, salary 12 months.....		1,440.00
Velva Behler, salary 7 + months.....		765.00
T. W. Bryan, salary 6 + months.....		643.33
H. C. Ballengee, services.....		133.32
Jessie A. Campbell, salary 7 + months.....		937.50
Mrs. M. E. Curtis, salary 1 month.....		110.00
Hal Curtis, services.....		50.00
Bettie Clayton, services.....		69.00
Margaret Davis, services.....		83.33
Alice Floodas, services.....		99.00
T. F. Grogan, salary 2 + months.....		390.83
L. M. Gates, salary 1 + month.....		176.67
S. W. Gillespie, salary 2 + months.....		210.00
Mary Horan, salary 12 months.....		1,260.00
Emma Horan, services.....		20.00
L. C. Harmison, salary 2 + months.....		279.16
C. H. Hetzel, Jr., services.....		132.00
C. J. Haskinson, services.....		112.50
Florence Hughes, services.....		73.33
Opal Hubbard, services.....		110.00
W. C. Jaeger, services.....		200.00
A. P. Jones, salary 2 + months.....		297.00
N. H. Kincaid, services.....		140.00
Ada Lorenz, salary 12 months.....		1,400.00
Neil B. Lewis, salary 2 + months.....		296.67
Frederick Lively, salary 6 + months.....		788.33
L. G. Lundquist, services.....		89.99
Bessie Lopinsky, services.....		176.66
B. W. Laverty, services.....		126.66
Alford Lilly, salary 2 + months.....		264.00
C. E. McCoy, salary 12 months.....		3,966.67
M. C. McKay, salary 2 months.....		370.00
Elsie McCrary, salary 12 months.....		1,110.00
G. D. McConnel, services.....		120.00
Clara Maxwell, salary 12 months.....		1,320.00
Sadie U. Morrissey, services.....		50.00
Agnes Noyes, salary 12 months.....		1,370.00
Pearl Noel, salary 2 + months.....		241.00
Hanna Pearse, salary 6 + months.....		804.16
B. S. Ray, salary 9 + months.....		1,950.00
Mrs. L. B. Riffe, salary 5 + months.....		581.17
C. W. Ray, salary 1 + month.....		157.00
D. T. Ritchey, services.....		4.00
Mrs. E. S. Whitman, services.....		101.33
G. G. Wood, services.....		116.67
H. S. White, salary 12 months.....		4,000.00
Total Salaries.....	\$29,156.28	
H. S. White, transportation.....	\$	662.84
Hotel and meals.....		1,466.08
Telephone and telegraph.....		26.09
Postage.....		13.90
Taxi.....		34.20
Stenographic services.....		16.60
Porter.....		26.75
Messages.....		.50
<b>Total.....</b>	<b>\$</b>	<b>31,403.24</b>

376.—*Appropriation to pay for, and the Cost of, and Distribution of, Automobile Tags. (Special Revenue.)*

National Colortype Co.:		
Auto tags.....	\$	4,742.58
Combination tags.....		543.27
Dealers tags.....		21.50
The Press-Teel Mfg. and Enameling Co.:		
Pneumatic license plate.....		12,674.10
The Greenduck Co., chauffeurs' badges.....		1,254.80
The Vordeu Kappes Co., power press.....		929.04
The D. H. Stoll Co., power squaring shear.....		1,312.55
The Johns-Mansville Co., magnesia blocks.....		139.50
Charleston Sheet Metal Works, cutting tags.....		13.50
J. H. Barringer, salary 2 months.....		400.00
S. W. Gillespie, salary 4 months.....		400.00
C. W. Roy, salary 5 months.....		500.00
Hal Curtis, salary 7 + months.....		430.00
L. M. Gates, salary 8 months.....		800.00
D. D. Jones, salary 1 month.....		100.00
C. P. Hutchinson, salary 1 month.....		100.00
D. T. Ritchey, salary 1 month.....		100.00
H. C. Ballingee, salary 1 month.....		100.00
L. G. Lindquist, salary 1 month.....		100.00
Chas. Morrice, services.....		40.00
Postage.....		13,077.98
Freight and drayage.....		1,047.32
Envelopes.....		324.50
Electricity.....		9.50
Gas.....		2.00
Gasoline and oil.....		101.28
Auto supplies.....		118.77
Rental of warehouse.....		50.00
J. H. Barringer, transportation.....		54.10
Hotel and meals.....		34.25
Total.....	\$	39,520.54

377.—*Appropriation for Current General Expense, Automobile Bureau. (Special Revenue.)*

Postage.....	\$	142.72
Telephone.....		10.00
Telegraph.....		53.16
Office furniture and fixtures.....		1,590.70
Office supplies and stationery.....		10,956.87
Auto License books.....		1,893.88
Typewriters, supplies and repairs.....		534.06
Duplicator supplies.....		253.70
Letter scales.....		128.12
Paper cutter.....		253.90
Freight, express and drayage.....		13.00
Drinking water.....		48.90
Ice.....		17.81
Gas 50c, electricity \$53.32.....		53.82
Addressing machine supplies.....		10.26
Hardware.....		6.05
Auto supplies.....		16.55
Electrical supplies.....		18.70
Paint.....		2.35
Labor and material (H. Holland).....		15.00
Advertising—The Iron Age.....		15.75
Expense Notary Commission—W. C. Jaeger.....		7.50
C. E. McCoy, transportation.....		20.79
Hotel and meals.....		9.25

Telegraph.....	.40
East End Garage, labor.....	10.75
Material.....	1.70
Oil and gas.....	6.40
Storage.....	4.05
Fruth Garage, oil and gas.....	9.12
John Davidson, rent.....	334.00
Transfer to Current General Expense.....	80.53
Total.....	\$ 16,519.79

## 378.—Appropriation of the Road Fund for Distribution to the Various Counties.

## Counties:

Barbour.....	\$ 3,356.63
Berkeley.....	27,991.55
Boone.....	3,498.16
Braxton.....	27,301.01
Brooke.....	3,438.74
Cabell.....	23,036.37
Calhoun.....	9,995.43
Clay.....	19,632.23
Doddridge.....	17,251.56
Fayette.....	11,149.78
Gilmer.....	32,396.92
Grant.....	1,816.61
Greenbrier.....	12,751.85
Hampshire.....	18,982.75
Hancock.....	8,024.74
Hardy.....	15,248.05
Harrison.....	20,317.51
Jackson.....	17,992.51
Jefferson.....	37,598.26
Kanawha.....	73,670.43
Lewis.....	19,042.75
Lincoln.....	27,737.58
Logan.....	11,531.69
Marshall.....	10,991.92
Mason.....	53,327.21
Mercer.....	30,779.52
Mineral.....	9,570.75
Mingo.....	5,328.59
Monongalia.....	13,906.53
Monroe.....	45,393.75
McDowell.....	4,797.73
Nicholas.....	7,584.45
Pendleton.....	8,605.91
Pleasants.....	5,996.70
Pocahontas.....	40,211.94
Preston.....	41,545.40
Putnam.....	31,457.49
Raleigh.....	27,571.74
Randolph.....	27,715.45
Ritchie.....	41,309.62
Roane.....	9,215.96
Summers.....	20,063.56
Taylor.....	29,969.27
Tucker.....	23,478.93
Tyler.....	16,816.71
Upshur.....	22,680.34
Wayne.....	19,775.18
Webster.....	14,547.29
Wetzel.....	41,291.93
Wirt.....	5,451.59

Wood.....	57,301.00
Wyoming.....	43,042.96
General Road Fund.....	\$ 6,687.00
Total.....	\$ 1,160,179.93

## 379.—Appropriation of Special Privilege Automobile License Tax.

## Counties:

Barbour.....	\$ 1,216.17
Berkeley.....	3,327.08
Braxton.....	283.64
Brooke.....	1,598.35
Cabell.....	5,370.15
Calhoun.....	426.79
Clay.....	19.80
Doddridge.....	726.48
Fayette.....	5,969.46
Gilmer.....	351.87
Grant.....	1,216.47
Greenbrier.....	1,377.65
Hampshire.....	1,946.21
Hancock.....	1,659.84
Hardy.....	743.32
Harrison.....	6,959.49
Jackson.....	441.81
Jefferson.....	2,198.16
Kanawha.....	9,777.12
Lewis.....	1,536.96
Lincoln.....	292.56
Logan.....	2,675.00
Marion.....	4,723.60
Marshall.....	4,579.03
Mason.....	698.56
Mercer.....	5,616.20
Mineral.....	2,597.92
Mingo.....	2,004.15
Monongalia.....	4,492.17
Monroe.....	1,143.64
Morgan.....	970.47
McDowell.....	9,775.26
Nicholas.....	953.85
Ohio.....	8,543.16
Pendleton.....	1,024.96
Pleasants.....	555.24
Pocahontas.....	552.46
Preston.....	2,257.05
Putnam.....	428.43
Raleigh.....	4,720.55
Randolph.....	1,133.48
Ritchie.....	1,225.96
Roane.....	558.84
Summers.....	312.38
Taylor.....	1,012.91
Tucker.....	753.71
Tyler.....	864.39
Upshur.....	732.36
Wayne.....	431.79
Webster.....	214.05
Wetzel.....	873.36
Wirt.....	243.41
Wood.....	1,374.60
Wyoming.....	699.86
Total Counties.....	\$116,181.39

## Municipalities:

Addison.....	24.86
Albright.....	45.18
Alderson.....	94.59
Ansted.....	139.54
Athens.....	240.15
Auburn.....	35.28
Avis.....	130.73
Barboursville.....	97.44
Bayard.....	35.88
Beckley.....	1,282.75
Belington.....	202.97
Benwood.....	178.34
Berkeley Springs.....	339.03
Bethany.....	48.31
Beverly.....	64.53
Blacksville.....	42.34
Bluefield.....	3,130.46
Bolivar.....	67.89
Bramwell.....	104.52
Brandonville.....	77.36
Bridgeport.....	82.21
Bruceston Mills.....	77.61
Buckhannon.....	531.02
Buffalo.....	11.29
Burnsville.....	6.45
Cairo.....	153.87
Camden-on-Gauley.....	69.86
Cameron.....	238.06
Capon Bridge.....	75.26
Cass.....	33.56
Cedar Grove.....	43.02
Centerville.....	71.72
Ceredo.....	213.35
Charleston.....	10,137.49
Charles Town.....	773.79
Chester.....	199.24
Clark.....	625.68
Clarksburg.....	4,583.52
Clay.....	10.20
Cowen.....	56.48
Davis.....	174.81
Durbin.....	9.09
East Bank.....	17.21
Elizabeth.....	91.09
Elkins.....	680.06
Ellenboro.....	80.06
Fairmont.....	3,060.72
Fairview.....	135.58
Falling Springs.....	42.75
Farmington.....	180.15
Fayetteville.....	243.00
Flat Woods.....	19.33
Follansbee.....	287.53
Fort Gay.....	18.33
Franklin.....	19.04
Friendly.....	40.93
Gassaway.....	66.18
Glenville.....	106.93
Grafton.....	742.91
Grantsville.....	220.96
Harding.....	41.52
Hamlin.....	136.69

Harpers Ferry.....	182.72
Harrisville.....	116.84
Hartford.....	13.91
Hedgesville.....	98.19
Henderson.....	21.33
Hendricks.....	22.57
Hillsboro.....	26.50
Hinton.....	94.20
Hollidays Cove.....	164.94
Hundred.....	182.50
Huntington.....	4,661.32
Hurricane.....	60.99
Huttonsville.....	18.51
Jaeger.....	223.32
Jane Lew.....	76.11
Kenova.....	275.14
Kermit.....	57.45
Keyser.....	810.53
Keystone.....	532.78
Kimball.....	359.59
Kingwood.....	379.27
Leon.....	6.75
Lester.....	73.67
Littleton.....	77.22
Logan.....	1,516.86
Mabscott.....	141.44
Man.....	56.93
Mannington.....	668.75
Marlinton.....	174.17
Martinsburg.....	2,466.61
Mason City.....	80.31
Masontown.....	98.54
Matewan.....	80.93
Matoaka.....	380.29
Middlebourne.....	77.75
Mill Creek.....	19.03
Milton.....	156.00
Monongah.....	156.66
Montgomery.....	296.00
Moorefield.....	232.35
Morgantown.....	3,590.15
Moundsville.....	1,039.38
Mount Hope.....	461.22
Mullens.....	168.23
McMechen.....	120.00
New Cumberland.....	206.24
New Martinsville.....	49.34
Newburg.....	142.28
Oak Hill.....	359.27
Paden City.....	16.58
Parkersburg.....	4,247.73
Parsons.....	81.45
Paw Paw.....	80.75
Petersburg.....	392.53
Philippi.....	435.06
Piedmont.....	821.48
Pine Grove.....	49.89
Pt. Pleasant.....	234.35
Pineville.....	23.16
Princeton.....	718.07
Pullman.....	40.28
Ransom.....	168.22
Ravenswood.....	60.00



Reedsville.....	75.58
Reedy.....	26.44
Richwood.....	195.95
Ripley.....	61.08
Riverside.....	115.34
Rivesville.....	132.93
Ridgeley.....	21.75
Romney.....	192.91
Ronceverte.....	224.00
Rosedale.....	20.83
Rowlesburg.....	106.17
St. Marys.....	284.51
Sabraton.....	205.69
Salem.....	254.81
Sand Fork.....	40.25
Shepherdstown.....	181.72
Shinnston.....	378.49
Sistersville.....	317.39
Smithfield.....	64.59
Spencer.....	311.60
Star City.....	206.86
Summersville.....	232.95
Sutton.....	112.82
Terra Alta.....	202.65
Thomas.....	327.08
Tunnelton.....	316.96
Troy.....	25.05
Union.....	64.00
Wardensville.....	64.21
Wayne.....	9.51
Webster Springs.....	46.00
Welch.....	1,439.22
Wellsburg.....	836.07
Weston.....	1,087.69
Westover.....	127.84
West Union.....	192.78
Wheeling.....	11,619.52
White Sulphur.....	264.00
Williamson.....	1,574.42
Williamsburg.....	66.00
Williamstown.....	11.55
Winfield.....	11.29
Worthington.....	33.90
Yolyn.....	6.75
<b>Total.....</b>	<b>\$ 197,708.87</b>

380.—*Appropriation for Construction, Re-Construction and Maintenance of State Roads. (Special Revenue.)*

Salaries and Compensation:

F. P. Arnold, salary 2 + months.....	\$ 766.67
W. E. Alderman, salary 4 + months.....	620.83
H. R. Anderson, salary 10 + months.....	3,199.34
J. R. Atkins, salary 4 + months.....	586.66
H. A. Allen, salary 8 + months.....	1,706.66
C. E. Allen, salary 7 + months.....	613.33
S. B. Allison, salary 6 + months.....	642.70
J. F. Atkinson, salary 5 months.....	500.00
W. E. Altizer, salary 4 + months.....	571.29
Ed Anderson, salary 2 + months.....	192.50
Arthur Allison, salary 3 + months.....	507.50
James Allen, salary 2 months.....	350.00
H. S. Atkinson, cpmensation.....	338.00

A. T. Allison, compensation.....	399.25
Bill Alley, compensation.....	175.00
H. F. Atkinson, compensation.....	418.00
W. H. Allison, compensation.....	50.15
J. W. Altizer, compensation.....	142.50
Victor Adkins, compensation.....	292.50
Harry Adkins, compensation.....	39.00
Edgar Allison, compensation.....	156.84
Alvan Allison, compensation.....	418.67
A. Adkins, compensation.....	67.50
W. M. Anderson, compensation.....	39.17
G. W. Arthur, compensation.....	75.01
L. Auvil, compensation.....	39.38
Martin Anderson, compensation.....	119.18
Sherman Anderson, compensation.....	62.31
Hiron Abe, compensation.....	30.00
C. O. Anderson, compensation.....	74.29
A. A. Ables, compensation.....	52.00
F. L. Ables, compensation.....	72.48
J. C. Anderson, compensation.....	45.54
N. A. Ayers, compensation.....	75.16
Fred Allison, compensation.....	215.00
W. M. Artrip, compensation.....	27.45
Otto Adams, compensation.....	47.25
M. R. Adams, compensation.....	60.30
Staton Anderson, compensation.....	33.25
Mike Arfuso, compensation.....	40.50
K. Seaton Bailey, salary 7 + months.....	1,195.00
J. G. Beach, salary 6 + months.....	457.50
H. S. Berlin, salary 11 + months.....	1,827.19
J. S. Bell, sala' 2 months.....	200.00
J. L. Bissell, salary 7 + months.....	1,232.50
G. S. Bishoff, salary 3 months.....	150.00
Scott Blankenship, salary 10 + months.....	877.67
John Blankenship, salary 10 + months.....	877.67
Chas. H. Boggs, salary 10 + months.....	2,110.00
J. L. Booth, salary 3 months.....	270.00
J. E. Bowman, salary 3 months.....	270.00
A. Burrowes, salary 9 + months.....	1,688.35
Thos. H. Baker, compensation.....	140.00
W. H. Ballengee, compensation.....	263.46
W. M. Band, compensation.....	48.00
Wm. Baird, compensation.....	339.00
E. C. Baldwin, compensation.....	48.50
Calvin Baker, compensation.....	240.00
Alva Baker, compensation.....	277.50
Wesley Bartrum, compensation.....	209.55
Delbert Bailey, compensation.....	36.25
Whit Barton, compensation.....	111.00
Earl Barnum, compensation.....	105.67
Kenneth Barnum, compensation.....	45.49
Oris Bailey, compensation.....	28.50
W. Bauer, compensation.....	25.50
J. H. Barringer, compensation.....	295.00
Orist Baldecchi, compensation.....	26.25
M. O. Bennett, compensation.....	142.99
J. C. Bell, compensation.....	66.00
J. E. Bennett, compensation.....	83.00
L. W. Beatty, compensation.....	52.50
H. D. Berry, compensation.....	75.00
R. Beon, compensation.....	27.75
A. Bear, compensation.....	28.75
Robt. Bennett, compensation.....	60.00

H. W. Best, compensation.....	33.12
Lafayette W. Beatty, compensation.....	75.00
Jacob Beam, compensation.....	27.50
John Beller, compensation.....	25.50
Alden Bible, compensation.....	144.50
R. H. Birdsell, compensation.....	87.30
J. L. Bissell, compensation.....	214.17
Harry Billingslea, compensation.....	43.50
M. F. Bias, compensation.....	105.00
Pete Bibby, compensation.....	27.00
Grove Birck, compensation.....	98.70
Doe Bise, compensation.....	30.90
Bryant Bise, compensation.....	31.50
W. J. Birthisel, compensation.....	160.00
A. H. Black, compensation.....	60.00
C. Blevins, compensation.....	75.00
A. Blevins, compensation.....	42.90
L. Blevins, compensation.....	77.70
John Blanks, compensation.....	31.00
W. C. Board, compensation.....	44.50
J. W. Boyd, compensation.....	46.87
Walter Bonnett, compensation.....	40.00
P. V. Bonnett, compensation.....	208.33
A. W. Bowlby, compensation.....	36.63
Jos. Bossino, compensation.....	56.00
A. J. Booth, compensation.....	37.50
D. B. Boyers, compensation.....	175.00
Jas. W. Boyd, compensation.....	49.38
George Boyd, compensation.....	40.00
Marcus Board, compensation.....	27.50
Lloyd Bonenberger, compensation.....	27.25
Arthur Boyce, compensation.....	47.25
Earl Boyd, compensation.....	45.50
C. S. Bolar, compensation.....	58.20
A. T. Bragonier, compensation.....	439.99
A. W. Brown, compensation.....	345.38
A. C. Brunner, compensation.....	179.10
Frank Britell, compensation.....	36.30
Chas. Britt, compensation.....	271.84
Lester Branum, compensation.....	82.67
G. H. Bruffy, compensation.....	39.50
J. A. Brand, compensation.....	40.80
L. E. Brand, compensation.....	40.80
Walter Bryant, compensation.....	72.00
Morgan Brown, compensation.....	45.00
Geo. H. Bruffy, compensation.....	94.85
P. Brumfield, compensation.....	42.00
R. S. Bragg, compensation.....	32.88
Pete Braskey, compensation.....	58.56
Press Butcher, compensation.....	45.00
A. J. Buzzard, compensation.....	319.50
H. C. Bush, compensation.....	25.75
J. C. Bush, compensation.....	121.75
Harold Burks, compensation.....	85.01
A. A. Brown, compensation.....	110.00
George Buris, compensation.....	120.23
John Burke, compensation.....	114.28
James Burgess, compensation.....	71.63
Lewis Burks, compensation.....	55.60
Chas. Butler, compensation.....	51.75
R. S. Buchanon, compensation.....	94.50
Alexander Butterbaugh, compensation.....	41.00
D. B. Carver, salary 10 + months.....	1,518.00

W. T. Casto, salary 4 + months.....	915.70
M. E. Carter, salary 9 + months.....	1,624.50
W. M. Carder, salary 8 + months.....	1,310.00
L. B. Carnes, Jr., salary 7 + months.....	531.00
F. M. Campbell, salary 1 + month.....	212.50
J. S. Chase, salary 3 months.....	600.00
A. H. Cheesbrew, salary 2 months.....	300.00
S. A. Carlton, salary 2 + months.....	220.00
S. Cope, salary 9 + months.....	1,311.17
W. C. Counselman, salary 7 + months.....	984.33
B. M. Compton, salary 10 + months.....	796.10
C. R. Collirs, salary 5 + months.....	804.60
T. F. Conawy, salary 1 + month.....	200.00
Riley Cox, salary 1 + months.....	123.31
D. C. Creamer, salary 9 + months.....	2,134.33
E. N. Cuppett, salary 2 + months.....	375.00
Monte C. Catlette, salary 7 + months.....	1,329.32
Geo. R. Clarke, salary 5 + months.....	1,170.00
Mac Cavendish, salary 6 months.....	600.00
W. E. Carleton, salary 4 + months.....	612.50
H. F. Campbell, salary 4 + months.....	490.00
Ray Cavendish, salary 3 + months.....	460.00
C. B. Cooke, salary 6 months.....	1,350.00
L. W. Collins, salary 4 + months.....	863.33
J. I. Campbell, compensation.....	87.50
P. A. Camp, compensation.....	98.40
Lenord Cameron, compensation.....	36.33
Jake Carey, compensation.....	30.80
F. E. Carson, compensation.....	100.00
H. J. Campbell, compensation.....	193.66
Wm. Campbell, compensation.....	79.26
Clyde Carper, compensation.....	71.25
Marvin Carter, compensation.....	78.00
Carl Cauldwell, compensation.....	25.25
R. W. Casto, compensation.....	34.50
Henry Campbell, compensation.....	64.50
Harry L. Carmichael, compensation.....	26.50
Denzel Cain, compensation.....	76.66
Joe Castell, compensation.....	33.00
Rufus Casto, compensation.....	58.80
Carroll W. Caruthers, compensation.....	46.00
G. C. Casto, compensation.....	870.50
Wm. Catlette, compensation.....	66.90
Lawrence Carson, compensation.....	133.00
S. T. Casto, compensation.....	39.25
M. E. Carver, compensation.....	30.00
Martin Cestino, compensation.....	164.80
L. Childress, compensation.....	93.50
Paul Chattin, compensation.....	173.00
W. M. Channel, compensation.....	127.50
Steve Chomo, compensation.....	98.75
Wm. Chattin, compensation.....	30.00
Wm. Charlton, compensation.....	72.50
Mark Chandler, compensation.....	29.50
Arch Chase, compensation.....	230.25
W. G. Cline, compensation.....	166.38
L. Clark, compensation.....	52.20
A. Clark, compensation.....	90.96
J. J. Clifford, compensation.....	67.50
W. S. Clower, compensation.....	242.05
Jack Clinebell, compensation.....	121.65
B. D. Clay, compensation.....	30.45
Frank Clay, compensation.....	28.50

B. H. Clark, compensation.....	66.00
Clarence Clark, compensation.....	36.00
Aaron Clarke, compensation.....	91.66
G. W. Clinebell, compensation.....	214.55
E. G. Clifton, compensation.....	33.00
Geo. Cousner, compensation.....	57.00
J. O. Cosner, compensation.....	30.00
Wm. Curby, compensation.....	30.90
P. Cooper, compensation.....	42.00
C. R. Collins, compensation.....	112.50
Tom Collins, compensation.....	537.60
Bill Collins, compensation.....	524.40
Pat Conley, compensation.....	307.62
Leslie Collett, compensation.....	68.40
W. C. Cooper, compensation.....	66.20
L. W. Cole, compensation.....	136.00
Arnet Cox, compensation.....	53.25
A. F. Copen, compensation.....	52.50
W. Collins, compensation.....	45.00
P. Cooper, compensation.....	266.93
G. B. Cornwell, compensation.....	60.00
Dan. Cook, compensation.....	35.00
Frank Cothan, compensation.....	68.95
Jas. Coulson, compensation.....	80.00
John Cook, compensation.....	58.34
Milton Coffman, compensation.....	26.25
James Coffman, compensation.....	27.50
J. W. Copley, compensation.....	27.00
Watt Cook, compensation.....	42.00
J. H. Cook, compensation.....	49.00
Rice Cook, compensation.....	35.00
Jim Cooper, compensation.....	126.30
H. W. Corder, compensation.....	121.25
C. L. Collett, compensation.....	58.00
M. J. Copen, compensation.....	102.50
L. P. Copen, compensation.....	98.75
C. E. Copen, Jr., compensation.....	116.75
W. A. Cottrill, compensation.....	92.50
John Carles, compensation.....	102.50
Bruno Costa, compensation.....	53.75
John Coplen, compensation.....	42.90
A. Cook, compensation.....	60.20
Arthur Cosner, compensation.....	29.25
Archie Cowley, compensation.....	49.75
Allen Cross, compensation.....	106.66
Paul Criss, compensation.....	158.16
J. J. Criss, compensation.....	69.33
E. R. Crouse, compensation.....	255.00
Steve Cross, compensation.....	89.25
H. H. Cremcous, compensation.....	111.30
F. M. Cross, compensation.....	112.50
J. M. Creighton, compensation.....	159.00
Dave Cross, compensation.....	522.01
Geo. Crouch, compensation.....	71.75
J. B. Craig, compensation.....	275.72
D. Cutlip, compensation.....	56.88
S. P. Cullen, compensation.....	658.00
C. W. Cukendall, compensation.....	41.25
Leonard Curry, compensation.....	34.50
J. T. Davis, salary 3 + months.....	470.00
J. A. W. Davis, salary 7 + months.....	1,370.83
W. H. Davis, salary 8 months.....	2,100.00
Jos. Daugherty, compensation 3 months.....	270.00

James Daugherty, salary 2 months.....	180.00
G. H. Davis, salary 1 + month.....	320.00
John A. Dills, salary 2 months.....	210.00
D. R. Dewar, salary 10 + months.....	2,050.14
R. Doddrill, salary 10 + months.....	723.46
G. W. Duff, salary 6 + months.....	670.83
Jno. C. Duffey, salary 6 + months.....	427.50
J. A. Davisson, compensation.....	72.50
Josh Day, compensation.....	30.00
John Davis, compensation.....	85.80
W. O. Dawson, compensation.....	30.66
Silas David, compensation.....	144.90
John Daugherty, compensation.....	120.23
Pete Darrah, compensation.....	108.00
Felix D'Abate, compensation.....	75.00
A. S. Dawson, compensation.....	54.30
John Davie, compensation.....	38.70
Fred Dtrich, compensation.....	238.00
W. D. Deem, compensation.....	46.80
Louie Detch, compensation.....	71.00
C. B. O. Dell, compensation.....	115.00
Milton Dent, compensation.....	40.95
Ronald Dick, compensation.....	63.18
Chas. Dillion, compensation.....	42.75
J. R. Dillion, compensation.....	36.00
Chas. Dishons, compensation.....	54.60
Henry Dixon, compensation.....	39.90
Ben Dixon, compensation.....	39.90
Chas. A. Dinkle, compensation.....	158.34
C. C. Dorsey, compensation.....	90.00
G. A. Doolittle, compensation.....	125.14
Lawrence Dorsey, compensation.....	61.25
Harley Dorsey, compensation.....	49.25
William Drosey, compensation.....	67.80
W. K. Douns, compensation.....	110.00
F. Dominic, compensation.....	51.25
W. Downs, compensation.....	50.00
Peter Dou, compensation.....	26.25
Joe Doyle, compensation.....	33.75
M. O. Doonoon, compensation.....	52.20
H. Doddrill, compensation.....	32.50
J. M. Doddrell, compensation.....	26.00
Harry Drain, compensation.....	241.20
P. M. Dudley, compensation.....	85.00
B. M. Duckworth, compensation.....	126.90
R. W. Duckworth, compensation.....	31.80
J. E. Duckworth, compensation.....	42.00
Frank Dunigan, compensation.....	25.25
Theodore Dun, compensation.....	27.50
P. A. Early, salary 10 + months.....	2,633.33
W. H. Eary, salary 10 months.....	1,500.00
B. J. Etchison, salary 5 months.....	1,250.00
Guy Eakle, compensation.....	30.00
Ed Eary, compensation.....	44.35
J. T. Eddins, compensation.....	215.00
Wm. Eddy, compensation.....	25.25
Monroe Edens, compensation.....	32.50
C. E. Ellis, compensation.....	33.50
S. E. Ellison, compensation.....	38.40
E. G. Elliott, compensation.....	689.13
S. B. Ellison, compensation.....	66.30
Edw. G. Elliott, compensation.....	213.75
Harry Emory, compensation.....	31.50

Earl Enoch, compensation.....	148.89
Frank W. Estep, compensation.....	47.75
E. B. Estep, compensation.....	235.84
A. H. Evans, compensation.....	540.00
A. Ferguson, salary 7 months.....	1,225.00
Paul M. Fitzer, salary 6 + months.....	902.50
W. C. Fisher, salary 7 + months.....	1,095.00
W. J. Fielding, compensation 2 + months.....	437.50
Jno. E. Fissell, salary 1 + months.....	285.83
W. A. Friend, salary 9 + months.....	1,808.00
D. D. Frazier, salary 7 + months.....	753.83
Parrow Ferguson, compensation.....	98.00
Earl Feather, compensation.....	101.25
Ray Ferrell, compensation.....	96.25
H. Ferguson, compensation.....	28.17
J. B. Ferrari, compensation.....	38.75
Thos. H. Finicial, compensation.....	165.00
Cerotic Fisher, compensation.....	75.00
J. C. Fisher, compensation.....	85.75
H. H. Fisher, compensation.....	118.00
Charles Fisher, compensation.....	80.50
Noble Fisher, compensation.....	28.00
Glenn Flemming, compensation.....	60.00
Chas. Flanagan, compensation.....	67.67
H. B. Flack, compensation.....	555.33
June Foster, compensation.....	240.30
Tom Foster, compensation.....	258.90
Jay Fox, compensation.....	105.00
L. Folden, compensation.....	93.30
Jas. Ford, compensation.....	37.00
John Footner, compensation.....	172.00
Sanders Frye, compensation.....	55.00
H. H. Frash, compensation.....	90.86
F. S. French, compensation.....	70.37
J. M. Francis, compensation.....	107.50
R. E. Francis, compensation.....	195.50
A. E. Freeman, compensation.....	33.20
Earl Fry, compensation.....	92.25
B. Fulton, compensation.....	32.00
Mac Fuller, compensation.....	85.90
Haywood Fuller, compensation.....	97.90
R. G. Gartner, salary 5 + months.....	1,415.00
H. J. Gathwal, salary 11 + months.....	2,705.00
D. W. Gallimore, salary 6 months.....	1,050.00
Raymond S. Gaddis, salary 5 + months.....	392.50
A. C. George, salary 7 + months.....	787.00
Heondon, George, salary 2 + months.....	213.00
C. D. Graham, salary 8 + months.....	1,619.29
B. E. Gray, salary 1 month.....	500.00
Robt. Grover, salary 10 months.....	2,750.00
W. D. Grafton, salary 10 months.....	1,250.00
J. W. Gray, salary 7 + months.....	1,230.83
Robt. Gravelet, salary 6 months.....	1,050.00
W. R. Grose, salary 4 + months.....	787.50
S. Grafton, salary 2 months.....	270.00
L. S. Guy, salary 11 + months.....	1,634.17
Dorathy Gartner, compensation.....	49.00
T. J. Garrett, compensation.....	40.50
Pat Garrity, compensation.....	227.50
John Garrison, compensation.....	119.75
John Garden, compensation.....	96.00
Joe Gallo, compensation.....	93.75
Veri Ganito, compensation.....	50.00

John Galina, compensation.....	77.50
L. B. Garnes, compensation.....	45.00
Samuel Geho, compensation.....	151.50
William Geddens, compensation.....	41.50
Thos. D. Getzandner, compensation.....	125.00
Oran Given, compensation.....	175.00
O. Gille, compensation.....	158.75
Everett Gillwater, compensation.....	114.00
Robt. Gilmer, compensation.....	214.00
Guy Gillian, compensation.....	96.90
Herbrt Gillespie, compensation.....	100.55
Josh Gillwater, compensation.....	98.70
Joe Gibson, compensation.....	41.25
John Gillespie, compensation.....	35.00
John Gingo, compensation.....	37.50
Sam Gillespie, compensation.....	35.00
D. A. Gothard, compensation.....	72.00
W. B. O. Gorman, compensation.....	344.05
Jack Godfrey, compensation.....	128.75
J. M. Goodman, compensation.....	139.50
J. H. Goforth, compensation.....	101.60
John Gordon, compensation.....	35.10
J. F. Goforth, compensation.....	48.13
J. O. Goforth, compensation.....	28.88
Parker Gregory, compensation.....	39.00
A. Gribben, compensation.....	92.00
O. R. Griffeth, compensation.....	423.50
H. Greathouse, compensation.....	40.50
E. Green, compensation.....	31.05
Geo. Griffeth, compensation.....	97.25
Lawrence Griffeth, compensation.....	43.75
Floyd Greene, compensation.....	78.30
Leon Grotto, compensation.....	50.00
Angelo Grotto, compensation.....	50.00
Jeff Groves, compensation.....	54.00
V. E. Gwinn, compensation.....	88.50
C. Gump, compensation.....	98.75
Jas. F. Guinn, compensation.....	33.75
Wm. Gnoby, compensation.....	27.00
R. C. Haven, salary 2 + months.....	500.00
J. W. Hancock, salary 10 + months.....	2,175.00
H. Harris, salary 10 + months.....	717.50
L. C. Harland, salary 10 + months.....	1,405.60
J. Alfred Haws, salary 6 + months.....	726.65
H. C. Haynes, salary 2 + months.....	325.00
F. M. Halstead, salary 2 months.....	230.00
W. E. Hayes, salary 2 months.....	200.00
M. F. Hekmert, salary 7 months.....	455.00
H. W. Henderson, salary 7 + months.....	881.92
L. M. Henry, salary 2 + months.....	375.00
B. B. Hill, salary 1 + month.....	195.00
Geo. H. Hill, salary 1 + months.....	920.00
J. B. Hoke, salary 6 + months.....	680.50
W. A. Holland, salary 2 + months.....	162.50
R. F. Huling, salary 9 + months.....	1,740.28
B. Hudgins, salary 9 + months.....	1,555.00
K. S. Hou, salary 7 + months.....	963.46
W. H. Hutchison, salary 2 + months.....	308.33
S. Hall, compensation.....	53.90
Dow Halterman, compensation.....	95.70
M. L. Hamilton, compensation.....	100.00
Geo. Hays, compensation.....	75.45
C. C. Halterman, compensation.....	208.33



Marion Hayes, compensation.....	46.20
S. F. Hatfield, compensation.....	33.75
Chas. Har ley, compensation.....	65.63
E. T. Harmon, compensation.....	91.03
John Hevener, compensation.....	54.20
J. W. Hanley, compensation.....	34.50
Frank Haines, compensation.....	27.00
Roy Hayes, compensation.....	57.00
Geo. E. Harris, Jr., compensation.....	104.15
F. L. Hawkins, compensation.....	617.00
Ed W. Hamrick, compensation.....	92.80
O. M. Hauffman, compensation.....	49.00
Allen Harpold, compensation.....	186.00
H. Hamilton, compensation.....	235.03
A. H. Hager, compensation.....	216.66
W. M. A. Hardy, compensation.....	334.50
E. Hawley, compensation.....	61.10
R. C. Hawley, compensation.....	87.30
Russell Hayhurst, compensation.....	107.50
Henry Hays, compensation.....	76.70
E. G. Haney, compensation.....	613.83
L. J. Hackenburg, compensation.....	144.00
W. P. Hall, compensation.....	226.75
H. Hall, compensation.....	175.00
Frank Hays, compensation.....	66.30
B. S. Harmon, compensation.....	29.70
W. E. Hall, compensation.....	233.23
D. J. Harmon, compensation.....	174.56
D. Hammond, compensation.....	64.00
F. L. Hawkins, compensation.....	225.00
Geo. L. Hamrick, compensation.....	32.50
Good Haynes, compensation.....	42.50
Si Harvey, compensation.....	34.00
Roy Hale, compensation.....	59.63
A. P. Hall, compensation.....	30.08
Glen Hemming, compensation.....	32.50
E. F. Henson, compensation.....	213.00
Louis Heaton, compensation.....	41.70
Lee Henry, compensation.....	457.50
Evert Himes, compensation.....	89.38
Jack Higginbotham, compensation.....	182.60
Ben M. Higgonbotham, compensation.....	70.50
Cecil Hill, compensation.....	29.75
Walter Hill, compensation.....	26.00
Wm. Higgins, compensation.....	102.00
Wm. Holstein, Jr., compensation.....	255.00
S. T. Hoffman, compensation.....	208.80
A. Holycross, compensation.....	311.00
W. H. Holstein, compensation.....	265.00
C. W. Howe, compensation.....	112.16
Robt. Howe, compensation.....	32.33
Frank Holstein, compensation.....	134.15
Paul S. Hornor, compensation.....	563.50
Chas. E. Hodge, compensation.....	225.00
Chas. C. Hopkins, compensation.....	98.00
J. Holland, compensation.....	39.75
G. C. Hosteetler, compensation.....	69.00
Wm. Holderman, compensation.....	183.52
Paul Hornor, compensation.....	165.00
Marion Hodge, compensation.....	170.68
John Holland, compensation.....	35.00
Reymond Howland, compensation.....	48.00
B. Holly, compensation.....	30.00

Vester Holley, compensation.....	42.50
Howard Holtzman, compensation.....	43.75
Roy Howe, compensation.....	31.67
Plummer Hobbs, compensation.....	43.50
Jno. R. Hump, compensation.....	40.00
L. P. Huffman, compensation.....	264.60
Jno. R. Hunt, compensation.....	60.00
A. J. Hunt, compensation.....	51.45
John Hull, compensation.....	43.50
G. Huey, compensation.....	98.75
Vergil Huff, compensation.....	105.83
J. C. Hunt, compensation.....	50.00
Henry Hunt, compensation.....	30.00
Lawrence C. Huffman, compensation.....	55.25
Charley Hunter, compensation.....	30.00
J. W. Hunter, compensation.....	69.90
I. M. Irwin, compensation.....	32.40
George Isner, compensation.....	227.50
Jake Isner, compensation.....	131.66
C. Ice, compensation.....	84.38
Jake Ingram, compensation.....	35.50
Albert Ingram, compensation.....	150.00
O. L. Jarvis, salary 6 + months.....	1,201.00
L. C. James, salary 2 months.....	300.00
John Jewell, salary 4 + months.....	616.67
W. C. Jeager, salary 4 months.....	800.00
R. K. Johnson, salary 3 months.....	525.00
W. D. Johnson, salary 3 months.....	300.00
J. S. Juergens, salary 6 + months.....	1,079.17
Jim Janutolo, compensation.....	355.20
Hugh Jamieson, compensation.....	62.50
Harry Jarvis, compensation.....	35.75
Millard Jefferies, compensation.....	40.00
Thos. Jenkins, compensation.....	76.63
Sam Jones, compensation.....	293.00
Vam Jones, compensation.....	35.70
Man Johnson, compensation.....	163.80
Orville Johnson, compensation.....	115.00
Charles Jones, compensation.....	28.50
L. H. Johnson, compensation.....	102.85
Dee Johnson, compensation.....	56.25
Tom Johnson, compensation.....	173.45
C. T. Jones, compensation.....	98.00
Jack Jones, compensation.....	28.80
Carl T. Jones, compensation.....	135.34
Elmer Juergens, compensation.....	155.00
A. L. Judy, compensation.....	118.00
F. W. Kennedy, salary 2 + months.....	360.00
J. C. Kincaid, salary 10 months.....	1,500.00
W. K. Knauff, salary 6 + months.....	1,268.75
Hal Kain, compensation.....	341.25
Fred Kaylor, compensation.....	189.90
Pat Kane, compensation.....	110.08
Robt. F. Keller, compensation.....	165.00
James Kent, compensation.....	51.20
J. W. Kerns, compensation.....	69.33
Chas. Kelleson, compensation.....	199.00
L. O. Kessnr, compensation.....	84.00
B. L. Kesler, compensation.....	31.25
Virgie Kendall, compensation.....	61.25
A. S. Keifer, compensation.....	34.50
A. T. Kelley, compensation.....	31.50
D. E. Kenny, compensation.....	30.00

Don Kestolen, compensation.....	63.75
Guy Kerns, compensation.....	27.50
Joe Keefer, compensation.....	32.90
E. Kirby, compensation.....	141.98
C. E. Kirby, compensation.....	140.50
Damon Kirby, compensation.....	61.24
Clarence King, compensation.....	34.00
Frank Kincaid, compensation.....	83.85
D. C. Kirby, compensation.....	107.50
E. Kinty, compensation.....	42.50
W. H. Kiser, compensation.....	49.00
Hugh Kitts, compensation.....	138.25
Holly King, compensation.....	28.00
Jasper King, compensation.....	26.00
Austin S. Kiefer, compensation.....	115.00
John E. Kintylitt, compensation.....	75.00
Bert Knox, compensation.....	68.00
Earl Knotts, compensation.....	33.30
Dave Knapp, compensation.....	65.50
A. R. Koontz, compensation.....	421.50
Dan Kostelou, compensation.....	40.00
J. A. Lang, salary 10 + months.....	1,597.00
James Lewellou, salary 6 months.....	900.00
J. H. Lentz, salary 6 + months.....	1,005.00
Frank Lemley, salary 4 + months.....	242.40
Fred Lewis, salary 4 + months.....	936.00
Howard Levering, salary 4 + months.....	1,152.50
W. M. Linn, salary 6 months.....	1,600.00
W. H. Litman, salary 5 months.....	450.00
B. O. Litty, salary 5 months.....	750.00
J. C. Long, salary 9 + months.....	840.55
O. N. Long, salary 3 + months.....	363.33
W. T. Lane, compensation.....	73.47
J. E. Lane, compensation.....	137.50
Fred Lamar, compensation.....	93.00
A. E. Lacey, compensation.....	62.50
T. J. Lanham, compensation.....	61.20
Ed Lacy, compensation.....	100.00
Noah Layfield, compensation.....	98.75
Lonnie Lane, compensation.....	63.50
Rock Lassone, compensation.....	40.00
Tony Lavato, compensation.....	93.75
A. E. Lacey, compensation.....	160.00
Geo. Lawson, compensation.....	32.75
Robt. Larabee, compensation.....	43.50
Jos. Law, compensation.....	27.30
S. C. Lawson, compensation.....	44.00
W. D. Leferer, compensation.....	80.75
Chas. Lewis, compensation.....	47.00
Willie Lewis, compensation.....	67.40
David Lemley, compensation.....	34.00
Tracy Lewis, compensation.....	28.80
W. Lewis, compensation.....	41.25
Lacy Lewis, compensation.....	160.20
Russell Lee, compensation.....	40.00
Ashby Lee, compensation.....	27.00
B. L. Lester, compensation.....	51.00
Adam Lesk, compensation.....	45.62
Russell Ledsome, compensation.....	40.00
T. P. Liller, compensation.....	255.38
H. D. Likens, compensation.....	25.25
E. J. Livering, compensation.....	276.60
Lee Lively, compensation.....	101.30

C. H. Liller, compensation.....	55.80
C. Lofton, compensation.....	46.40
Chas. Love, Jr., compensation.....	31.00
Nich Loionte, compensation.....	36.25
C. C. Lovett, compensation.....	40.00
John Loionte, compensation.....	31.25
Bernard Loyd, compensation.....	26.75
Tom Lockwood, compensation.....	31.50
Elmer D. Lucas, compensation.....	59.50
George Lucas, compensation.....	97.28
W. L. Lybrook, compensation.....	123.90
A. J. Lyons, compensation.....	36.60
Myron Lytton, compensation.....	42.00
S. D. Lyons, compensation.....	179.17
Watt Mays, salary 3 + months.....	262.50
E. L. Mayberry, salary 6 + months.....	1,313.33
B. A. Marshall, salary 4 + months.....	745.00
J. R. McDermott, salary 10 months.....	2,500.00
J. K. McGrath, salary 1 month.....	500.00
Earl McGraw, salary 5 + months.....	439.46
W. W. McDonald, salary 2 + months.....	312.53
Geo. H. McCauglin, salary 2 + months.....	360.00
Glen Mealey, salary 10 + months.....	875.00
G. L. Meadows, salary 6 + months.....	500.00
C. H. Meek, salary 5 + months.....	335.82
W. E. Mitchell, salary 9 + months.....	689.00
W. C. Mitchell, salary 5 + months.....	300.00
J. F. Mooney, salary 9 + months.....	719.67
W. L. Moore, salary 6 + months.....	1,223.00
D. L. Moneymaker, salary 6 + months.....	850.00
W. T. Mann, compensation.....	701.29
L. E. Marsh, compensation.....	105.00
A. J. Martin, compensation.....	159.00
Guy R. Martin, compensation.....	210.00
Roy Martin, compensation.....	185.90
C. T. Mann, compensation.....	112.00
J. D. Madden, compensation.....	132.00
A. D. Madden, compensation.....	135.00
Frank Martin, compensation.....	45.75
Edgar Mayberry, compensation.....	27.00
W. F. Martin, compensation.....	77.10
W. P. Mawyer, compensation.....	88.75
Lewis Marlow, compensation.....	90.00
Edgar Mahew, compensation.....	42.00
Ora Masters, compensation.....	42.00
William Martin, compensation.....	118.65
Gilbert Martin, compensation.....	101.85
John Masser, compensation.....	101.11
Thos. F. Martin, compensation.....	69.80
T. Marshall, compensation.....	105.00
Ed Mance, compensation.....	37.50
W. S. Matheny, compensation.....	50.00
Lingi Mazzoma, compensation.....	82.50
Jack Martin, compensation.....	55.00
Lloyd Martin, compensation.....	34.12
Joe Mawson, compensation.....	27.90
C. Martiner, compensation.....	64.00
C. E. McMullen, compensation.....	75.00
Fred McCoy, compensation.....	55.00
J. T. McGarvey, compensation.....	150.00
Ruben K. McCue, compensation.....	28.75
Samuel G. McNair, compensation.....	30.00
Walter McMillion, compensation.....	25.50

H. McCutcheon, compensation.....	127.26
S. C. MacMair, compensation.....	28.75
Russell McQuain, compensation.....	170.00
W. M. McDonald, compensation.....	62.50
W. T. McMillon, compensation.....	156.25
H. D. McKown, compensation.....	07.25
R. J. McFadden, compensation.....	28.25
J. McGreery, compensation.....	71.75
W. McGreery, compensation.....	69.80
D. H. McVickers, compensation.....	31.88
Earl McMillion, compensation.....	136.00
F. G. McWilliam, compensation.....	217.20
Edward McIntuoff, compensation.....	122.50
Melvin McGlaughlin, compensation.....	114.10
O. L. McGlothlin, compensation.....	89.24
F. McGreev, compensation.....	73.00
Elmer McMillion, compensation.....	49.25
J. C. McKeand, compensation.....	40.00
William McCoy, compensation.....	37.75
M. F. Mekmert, compensation.....	119.16
L. G. Merrill, compensation.....	370.00
R. L. Meadows, compensation.....	106.80
T. Mencer, compensation.....	139.84
Jess Mellow, compensation.....	43.00
Raymond Meadows, compensation.....	174.56
Geo. Merchant, compensation.....	31.75
G. L. Meadows, compensation.....	80.00
Roman Medinsky, compensation.....	28.75
E. G. Middleton, compensation.....	491.66
A. F. Miller, compensation.....	76.00
B. F. Mitchell, compensation.....	53.75
Jas. Minter, compensation.....	159.30
Lester Midcap, compensation.....	81.88
Wm. Mickens, compensation.....	64.20
Lee A. Minder, compensation.....	30.50
Harry S. Miller, compensation.....	27.22
Jno. L. Minsker, compensation.....	140.00
W. L. Michael, compensation.....	78.12
O. J. Mollohan, compensation.....	76.65
Dam Mouse, compensation.....	77.50
E. Mollihan, compensation.....	223.67
John Moser, compensation.....	187.06
Chas. Morton, compensation.....	43.85
Luther Moseley, compensation.....	87.63
Wm. E. Moreau, compensation.....	101.93
C. E. Morris, compensation.....	155.00
Okey Moore, compensation.....	85.00
J. L. Moore, compensation.....	62.50
John Moriarty, compensation.....	98.75
John Moore, compensation.....	147.00
Amos Moore, compensation.....	26.00
John Morgan, compensation.....	319.67
L. Moore, compensation.....	31.20
Robt. Moore, compensation.....	32.67
C. A. Morris, compensation.....	88.67
C. A. Mott, compensation.....	34.75
Pete Marballo, compensation.....	50.00
Wm. Morton, compensation.....	30.25
N. T. Moore, compensation.....	111.00
John Mullins, compensation.....	43.00
Everett Musick, compensation.....	141.00
Gilbert Mullens, compensation.....	26.40
Thos. Murray, compensation.....	101.25
E. P. Murphy, compensation.....	53.82

P. Murphey, compensation.....	32.75
H. R. Muldoom, compensation.....	202.50
Jeremiah Murphy, compensation.....	79.16
Ben. P. Neihause, salary 4 months.....	360.00
C. F. Nichols, salary 5 + months.....	250.00
Frank Nay, compensation.....	31.25
Ed Nance, compensation.....	154.50
Edgar Nance, compensation.....	26.25
F. Newsome, compensation.....	37.50
Henry Neihause, compensation.....	293.23
H. D. Nestor, compensation.....	31.50
A. F. Neal, compensation.....	39.00
E. E. Neece, compensation.....	164.90
Earl Newman, compensation.....	30.75
Ernest Newman, compensation.....	31.75
Albert Newman, compensation.....	57.90
John Nida, compensation.....	34.50
A. M. Norman, compensation.....	45.00
C. L. Noland, compensation.....	250.00
Jas. Noble, compensation.....	74.70
R. J. Oates, compensation.....	31.20
Oran Odell, compensation.....	27.00
C. B. Odell, compensation.....	61.33
John O'Dell, compensation.....	26.25
Pat O'Conner, compensation.....	35.00
Jas. F. Offett, Jr., compensation.....	37.50
A. H. Ours, compensation.....	50.00
Thos. Owsly, compensation.....	26.25
A. W. Paine, salary 8 + months.....	1,942.50
D. E. Partridge, salary 8 months.....	650.00
G. E. Phillips, salary 10 + months.....	1,012.00
J. D. Price, salary 2 + months.....	216.66
N. C. Payne, compensation.....	40.50
Jos. Pappert, compensation.....	265.23
G. W. Parsons, compensation.....	165.00
C. E. Patterson, compensation.....	108.46
V. T. Parsons, compensation.....	31.50
Jas. E. Payne, compensation.....	77.50
Grover P. Payne, compensation.....	51.25
G. Parsons, compensation.....	30.00
L. Paine, compensation.....	32.10
W. R. Patterson, compensation.....	120.75
Lawrence Pegram, compensation.....	28.25
Sylvester Peraldo, compensation.....	228.80
M. Phipps, compensation.....	48.00
David Philips, compensation.....	44.75
John Philfrey, compensation.....	31.50
Chas. Pierce, compensation.....	175.00
W. S. Pierson, compensation.....	27.30
C. Powell, compensation.....	28.50
Ira E. Prichett, compensation.....	136.50
Sam Price, compensation.....	122.25
Ira Prichett, compensation.....	63.00
John Price, compensation.....	28.50
Leo Pugh, compensation.....	67.50
Clyde Pugh, compensation.....	68.00
W. Pulliam, compensation.....	51.00
Evan Pugh, compensation.....	28.12
Geo. Puffenburg, compensation.....	60.00
R. C. Quinn, salary 7 + months.....	961.58
W. H. Raynes, salary 8 + months.....	1,254.00
G. S. Rhodes, salary 8 + months.....	647.50
I. L. Riggs, salary 11 months.....	2,200.00

H. A. Reed, salary 4 + months.....	665.00
Albert Rogers, salary 5 months.....	300.00
W. H. Rush, compensation.....	156.50
F. Ruddle, compensation.....	31.00
W. E. Russell, compensation.....	141.83
Albert Rutledge, compensation.....	78.10
J. Rader, compensation.....	67.90
Lee Rausher, compensation.....	137.67
M. Rader, compensation.....	53.13
Wm. Randolph, compensation.....	62.25
P. H. Rankin, compensation.....	138.70
Thorton F. Randall, compensation.....	75.00
Fred Ravencraft, compensation.....	34.50
W. P. Ravencraft, compensation.....	29.25
J. R. Radford, compensation.....	30.30
Dock Renner, compensation.....	50.00
E. E. Reppert, compensation.....	150.00
C. J. Reed, compensation.....	36.41
R. M. Reed, compensation.....	75.00
Cecil Reed, compensation.....	103.67
Dayton Rhodes, compensation.....	184.00
Daniel Rhodes, compensation.....	31.00
Eugene Reid, compensation.....	156.00
J. R. Rich, compensation.....	230.90
R. Ridgeley, compensation.....	101.50
O. P. Richards, compensation.....	142.00
Deck Richards, compensation.....	137.50
James Richardson, compensation.....	81.13
Tony Ricupero, compensation.....	343.20
Roy Rice, compensation.....	36.00
Cleve Riley, compensation.....	26.25
C. H. Ridgeway, compensation.....	80.00
Harry Richards, compensation.....	35.62
William Richards, compensation.....	33.12
J. A. Rogers, compensation.....	78.00
L. B. Robinson, compensation.....	472.29
M. A. Rogers, compensation.....	966.28
Lee Rousher, compensation.....	84.78
Philip Rupp, compensation.....	77.78
A. Roderick, compensation.....	33.50
O. B. Roush, compensation.....	30.00
Jose. Ross, compensation.....	35.70
Smith Robinson, compensation.....	231.75
Abe Roberts, compensation.....	46.50
Fred Rohlfs, compensation.....	61.00
T. Romawazzo, compensation.....	40.00
Matz Rommella, compensation.....	96.25
Myrt Rose, compensation.....	41.40
Wesley Robinson, compensation.....	36.25
Al Rosensteel, compensation.....	25.50
W. D. Sanford, salary 2 + months.....	130.00
J. E. Schultz, salary 4 + months.....	963.59
R. E. Sexton, salary 3 + months.....	520.00
H. L. Shakelford, salary 6 + months.....	1,265.00
Fred Singer, salary 4 months.....	240.00
Land Smith, salary 10 + months.....	775.00
R. M. Smales, salary 7 + months.....	620.00
W. E. Smith, salary 7 months.....	1,050.00
Eugene Smith, salary 2 months.....	300.00
W. H. Smith, salary 2 + months.....	472.00
Chas. S. Spurlock, salary 2 months.....	245.00
F. A. Spencer, salary 6 + months.....	960.00
J. P. Stover, salary 6 + months.....	1,355.86

John H. Stormfetz, salary 5 + months.....	557.67
Wm. Stobbs, salary 5 + months.....	465.00
J. E. Sage, salary 3 + months.....	216.00
H. C. Sallaz, salary 8 + months.....	718.00
W. W. Shinn, salary 9 + months.....	805.33
Earl A. Smith, salary 9 + months.....	750.00
Cleo. Swecker, salary 9 + months.....	2,425.00
R. L. Stum, salary 8 + months.....	479.00
H. E. Snider, salary 1 month.....	500.00
H. J. Spelman, salary 1 + month.....	538.00
J. E. Sage, compensation.....	60.00
J. C. Sargent, compensation.....	187.56
Newt Samuels, compensation.....	51.50
Matz Sana, compensation.....	58.75
W. B. Sargent, compensation.....	63.25
Geo. Schnoberger, compensation.....	45.81
Tony Scarcello, compensation.....	91.25
Lace Scott, compensation.....	31.80
Lee Scribner, compensation.....	51.00
Paul Schoff, compensation.....	30.51
W. A. Seaman, compensation.....	47.25
T. D. Setzandaner, compensation.....	108.32
Earl Selman, compensation.....	40.25
J. W. Sexton, compensation.....	93.33
Tom Sears, compensation.....	45.90
T. E. Sears, compensation.....	113.82
Earl Seay, compensation.....	32.55
H. B. Selby, compensation.....	135.00
D. R. Short, compensation.....	162.30
Chas. Shiner, compensation.....	142.00
G. W. Shinn, compensation.....	182.60
Joe Shaver, compensation.....	61.78
Cecil Sheets, compensation.....	62.20
T. D. Shears, compensation.....	70.45
Jas. Sherman, compensation.....	103.08
H. A. Short, compensation.....	27.25
J. W. Shrader, compensation.....	69.31
Brown Sherman, compensation.....	53.40
P. L. Shoff, compensation.....	60.00
Clyde Sheers, compensation.....	27.50
J. H. Short, compensation.....	45.00
C. E. Shorre, compensation.....	60.50
Andy Shafer, compensation.....	58.80
W. S. Shuttleworth, compensation.....	50.00
G. C. Shanklin, compensation.....	87.50
W. M. Sine, compensation.....	286.52
Harrison Sizemore, compensation.....	38.50
W. P. Simmons, compensation.....	28.50
J. F. Simpson, compensation.....	75.00
Herman Sigman, compensation.....	42.25
F. C. Simpson, compensation.....	34.50
Paxton Simmons, compensation.....	32.00
Fred Singer, compensation.....	60.00
Clyde Simpson, compensation.....	87.00
James Simon, compensation.....	43.38
Frank Simpson, compensation.....	115.00
J. A. Sims, compensation.....	136.67
Roy Smith, compensation.....	86.35
Dean Smith, compensation.....	86.75
J. L. Smith, compensation.....	62.00
E. J. Smith, compensation.....	61.75
G. H. Smith, compensation.....	42.08
Geo. W. Smith, compensation.....	110.25



Earl Smith, compensation.....	92.88
W. R. Smith, compensation.....	27.25
Arvin Smith, compensation.....	51.50
James Smith, compensation.....	72.00
C. Smith, compensation.....	57.48
W. B. Smith, compensation.....	80.50
Charles D. Smith, compensation.....	45.50
John Slovish, compensation.....	735.00
R. A. Snider, compensation.....	140.25
Clark Snoderly, compensation.....	238.65
Chas. A. Snyder, compensation.....	34.45
J. C. Snyder, compensation.....	150.00
R. O. Sparks, compensation.....	122.83
Ronald Spencer, compensation.....	30.15
R. H. Spaulding, compensation.....	165.80
Geo. Speck, compensation.....	56.25
R. G. Speronda, compensation.....	27.50
Joe Speronda, compensation.....	45.00
Richard Speronda, compensation.....	53.75
Wm. Stout, compensation.....	258.75
Marion Staley, compensation.....	66.00
Howard Strater, compensation.....	66.90
Chas. L. Strobe, compensation.....	65.00
Geo. Stroble, compensation.....	105.54
Earl Strum, compensation.....	28.92
Anthony Staten, compensation.....	67.50
Jack Staten, compensation.....	45.90
O. L. Stewart, compensation.....	73.50
H. S. Stowasser, compensation.....	39.00
A. A. Stowasser, compensation.....	45.00
H. West Stuck, compensation.....	250.00
Jno. P. Stroder, compensation.....	58.34
F. Stineberg, compensation.....	25.75
A. J. Staten, compensation.....	368.80
Orville Stewart, compensation.....	45.50
J. E. Stringer, compensation.....	63.00
W. R. Stein, compensation.....	130.67
W. D. Steele, compensation.....	61.88
F. Stenebough, compensation.....	54.00
E. F. Suck, compensation.....	284.12
O. G. Stewart, compensation.....	112.50
Rudolph Stump, compensation.....	80.00
Joseph Swartz, compensation.....	276.81
Alvin Swain, compensation.....	74.36
J. N. Swilk, compensation.....	69.00
T. W. Swope, compensation.....	112.50
E. D. Taylor, salary 6 + months.....	437.50
W. J. Tavenner, salary 5 + months.....	870.00
C. E. Tauszky, salary 4 + months.....	891.67
K. Taylor, salary 3 + months.....	477.83
E. A. Taylor, salary 4 months.....	600.00
Frank L. Taylor, salary 1 + month.....	265.00
C. E. Thompson, salary 10 + months.....	1,058.34
G. L. Thurston, salary 2 + months.....	207.00
F. C. Todd, salary 4 + months.....	361.33
Wm. Taylor, compensation.....	32.00
Jess Taylor, compensation.....	28.50
Clarence Taylor, compensation.....	43.05
John Taylor, compensation.....	143.17
Earl Taylor, compensation.....	135.00
E. O. Taylor, compensation.....	50.00
Chas. Taylor, compensation.....	107.40
R. M. Taylor, compensation.....	110.83

Sonnie Tate, compensation.....	47.50
Burl Tate, compensation.....	52.50
John Tate, compensation.....	42.50
Hamp Tate, compensation.....	37.50
Marshall Taylor, compensation.....	31.50
Jasper Tennant, compensation.....	75.00
Ruben Teets, compensation.....	25.50
M. A. Thomas, compensation.....	28.00
Samuel Thompson, compensation.....	354.47
R. Thompson, compensation.....	42.25
C. E. Thorn, compensation.....	231.00
Will Thomas, compensation.....	25.95
R. P. Thomas, compensation.....	37.50
R. H. Thorn, compensation.....	28.57
Elmer Thaxton, compensation.....	107.33
Walter Thomas, compensation.....	26.25
Jas. Thaxton, compensation.....	75.50
Roy Thaxton, compensation.....	46.25
Archie Thaxton, compensation.....	32.50
Doyal Thaxton, compensation.....	41.25
Romie Thaxton, compensation.....	36.25
Edward Thaxton, compensation.....	50.00
Ottis Thaxton, compensation.....	26.25
W. F. Tipton, compensation.....	186.67
Ed. Tolly, compensation.....	430.00
Lon Totten, compensation.....	124.25
C. C. Townsend, compensation.....	125.00
Ben Toney, compensation.....	27.50
G. G. Townsend, compensation.....	54.17
Ed Tolly, compensation.....	111.00
William Tross, compensation.....	62.20
M. S. Trevillian, compensation.....	363.00
Okey Tredway, compensation.....	75.00
Guy Trenter, compensation.....	31.50
Jas. Trenter, compensation.....	34.65
W. R. Trail, compensation.....	97.20
Homer Trogden, compensation.....	36.90
John Trogden, compensation.....	25.95
Math Turkovitch, compensation.....	233.32
C. E. Tucker, compensation.....	51.20
Clyde Tudor, compensation.....	56.00
Henry Turner, compensation.....	68.83
F. Tweedle, compensation.....	28.49
A. M. Tyler, compensation.....	38.36
A. Tyler, compensation.....	26.75
R. Umstat, compensation.....	31.75
R. Van Gilder, salary 9 + months.....	1,595.19
R. R. Vance, salary 9 months.....	1,350.00
F. Van Roy, Jr., salary 3 + months.....	693.33
W. B. Virgil, salary 2 months.....	200.00
Domnick Vanity, compensation.....	42.50
Roy Vaile, compensation.....	63.48
John Vessels, compensation.....	236.25
Roy Vettors, compensation.....	293.45
John Vermillion, compensation.....	75.00
Vincent Vircellott, compensation.....	47.81
P. C. Virden, compensation.....	38.88
Roy Virden, compensation.....	40.38
Adlair Vineyard, compensation.....	245.00
Earl Watkins, salary 4 + months.....	795.00
M. S. Wehrle, salary 9 + months.....	717.50
J. White, salary 6 + months.....	353.75
H. R. Williams, salary 9 + months.....	1,549.44

Geo. E. Williams, salary 9 + months.....	773.33
Robt. Williams, salary 5 months.....	1,608.97
O. Wiseman, salary 8 months.....	250.00
O. R. Wilson, salary 6 months.....	350.00
John Wilson, salary 5 + months.....	665.00
R. Williamson, Jr., salary 5 + months.....	1,579.99
M. B. Winters, salary 4 months.....	360.00
E. M. Wilson, salary 3 months.....	225.00
S. D. Woods, salary 11 + months.....	1,387.50
H. W. Wagner, compensation.....	45.00
David Ward, compensation.....	175.00
Chas. Waters, compensation.....	282.60
H. D. Wartenberg, compensation.....	650.00
John Waugh, compensation.....	187.10
Olie Walden, compensation.....	145.00
Walter Warwick, compensation.....	104.50
Frank Walites, compensation.....	64.00
Paul Wakerswich, compensation.....	96.25
C. L. Waddle, compensation.....	25.03
Floyd Ware, compensation.....	70.00
Davis Walker, compensation.....	40.50
Cyrus Walton, compensation.....	25.80
Percy Welton, compensation.....	44.00
J. Weatheral, compensation.....	83.33
L. E. Weber, compensation.....	250.50
J. B. Wendell, compensation.....	178.55
Earl Wells, compensation.....	33.00
E. E. Werner, compensation.....	133.50
Bernard L. Werner, compensation.....	270.83
Eugene Weigand, compensation.....	124.20
J. H. Welfong, compensation.....	52.50
C. L. Welton, compensation.....	127.00
J. Westfall, compensation.....	26.80
James Wells, compensation.....	27.00
Stanley Weltner, compensation.....	48.00
Boyless Welch, compensation.....	34.65
Dee White, compensation.....	116.55
R. J. White, compensation.....	171.68
Alfred White, compensation.....	28.75
Bosie Whetzel, compensation.....	70.00
Chas. Whetzel, compensation.....	28.20
C. C. Whitted, compensation.....	48.50
M. Whitted, compensation.....	48.50
Geo. White, compensation.....	83.46
Alvey Whiting, compensation.....	41.40
Geo. Wheaton, compensation.....	83.72
Paul Williams, compensation.....	90.00
F. H. Williams, compensation.....	90.00
Wm. Wilson, compensation.....	257.50
E. W. Wilson, compensation.....	30.50
F. M. Wilt, compensation.....	87.17
R. A. Wilson, compensation.....	107.49
G. W. Wiseman, compensation.....	80.62
Herbert Wine, compensation.....	213.50
A. Winter, compensation.....	159.80
R. E. Wiseman, compensation.....	25.55
P. E. Withroe, compensation.....	102.00
Morris Wiseman, compensation.....	94.20
Chas. Wine, compensation.....	59.11
Russell Williams, compensation.....	38.33
Reed Williams, compensation.....	35.00
Joe Wilkins, compensation.....	112.50
Chas. Windel, compensation.....	39.50

H. G. Wiseman, compensation.....	59.37
Eugene Wiggins, compensation.....	31.50
G. C. Williams, compensation.....	69.00
L. J. Williams, compensation.....	125.00
A. W. William, compensation.....	56.00
Will Williams, compensation.....	27.13
Thorton Williams, compensation.....	27.13
Marrs Wiseman, compensation.....	32.40
William Wilson, compensation.....	51.60
M. Wooddell, compensation.....	126.42
Mack Wood, compensation.....	156.50
John Wolfe, compensation.....	194.90
H. C. Wolf, compensation.....	43.80
Chas. F. Woodell, compensation.....	37.50
John H. Wolfong, compensation.....	75.00
Frank Woods, compensation.....	92.00
Douglas Wolf, compensation.....	45.00
Walter Wright, compensation.....	260.70
J. W. Wright, compensation.....	88.09
David Wright, compensation.....	79.25
P. S. Yen, salary 5 months.....	500.00
W. H. Yates, compensation.....	189.00
L. M. Yost, compensation.....	96.00
D. K. Yonker, compensation.....	202.50
R. R. Yonker, compensation.....	117.60
J. York, compensation.....	96.00
Charles Youger, compensation.....	42.50
Marie Young, compensation.....	31.50
Mary Zimmerman, compensation.....	29.10
Frank Zirkle, compensation.....	82.60
Quest Zinn, compensation.....	62.50
Sundry compensation 912 persons each receiving \$25.00 or less.....	9,858.80
Total Salaries and Compensation... <b>\$279,770.72</b>	
Traveling Expense:	
A. H. Allen, transportation.....	125.56
Hotel and meals.....	506.37
Telephone.....	3.45
Postage.....	4.49
Supplies.....	16.21
H. R. Anderson, transportation.....	463.90
Hotel and meals.....	697.88
Telephone.....	.70
James Allen, transportation.....	9.55
Hotel and meals.....	4.50
Supplies.....	2.50
Frank P. Arnold, transportation.....	31.19
Hotel and meals.....	74.35
A. T. Bragonier, hotel and meals.....	37.00
Gasoline and supplies.....	2.55
Chas. H. Boggs, transportation.....	427.87
Hotel and meals.....	316.12
Gasoline and supplies.....	33.32
H. S. Berlin, transportation.....	319.20
Hotel and meals.....	543.54
Express.....	.39
Aubrey Burrowes, transportation.....	13.11
Hotel and meals.....	29.05
A. W. Brown, Jr., transportation.....	191.70
Hotel and meals.....	13.85
D. C. Creamer, transportation.....	4.56
Hotel and meals.....	15.90
William Carder, transportation.....	30.04

Hotel and meals.....	125.40
Notary.....	.75
C. B. Cooke, transportation.....	59.29
Hotel and meals.....	33.70
Telephone.....	1.25
Gasoline and supplies.....	15.50
E. E. Cuppett, transportation.....	51.30
Hotel and meals.....	140.68
Telephone.....	1.95
A. W. Chase, hotel and meals.....	30.00
F. F. Conoway, transportation.....	2.48
Hotel and meals.....	5.75
J. S. Chase, transportation.....	6.75
Hotel and meals.....	1.40
W. C. Counselman, transportation.....	1.56
Hotel and meals.....	44.90
Supplies.....	3.45
L. W. Cole, transportation.....	11.00
Hotel and meals.....	2.50
S. Cope, transportation.....	3.80
Hotel and meals.....	2.75
John Cook, transportation.....	3.84
Supplies.....	1.50
Wm. Carder, transportation.....	2.17
A. C. Brunner, hotel and meals.....	7.70
W. H. Ballengee, hotel and meals.....	6.95
D. B. Boyers, transportation.....	15.64
Hotel and meals.....	15.75
Telephone.....	4.65
K. S. Bailey, transportation.....	4.24
Hotel and meals.....	14.50
E. R. Crouse, transportation.....	3.12
Hotel and meals.....	7.65
D. B. Craver, transportation.....	229.28
Hotel and meals.....	995.05
M. E. Carter, transportation.....	36.55
Hotel and meals.....	112.28
Postage.....	2.13
Telephone.....	.85
Telegraph.....	1.60
Supplies.....	.55
W. W. Cornwell, hotel and meals.....	171.00
C. R. Collins, transportation.....	26.14
Hotel and meals.....	65.60
Gasoline and supplies.....	43.15
Geo. R. Clarke, transportation.....	136.21
Hotel and meals.....	10.05
Telephone.....	7.50
Supplies.....	30.76
M. C. Catlette, transportation.....	79.82
Hotel and meals.....	86.28
Express.....	2.71
W. S. Downs, transportation.....	77.29
Hotel and meals.....	922.73
Telephone.....	3.97
Gasoline.....	22.13
Supplies.....	35.27
Express and drayage.....	6.23
Postage.....	3.23
Taxi.....	4.50
Notary.....	.25
R. Dodrill, transportation.....	7.35

D. R. Dewar, transportation.....	551.41
Hotel and meals.....	1,215.41
Supplies.....	23.00
J. T. Davis, transportation.....	17.52
Hotel and meals.....	113.45
Supplies.....	4.59
Chas. A. Dinkel, transportation.....	6.27
Hotel and meals.....	19.00
W. H. Davis, transportation.....	136.95
Hotel and meals.....	339.95
Supplies.....	43.70
J. A. W. Davis, transportation.....	37.02
Hotel and meals.....	25.80
Supplies.....	.10
G. H. Davis, transportation.....	50.18
Hotel and meals.....	90.25
P. A. Early, transportation.....	445.20
Hotel and meals.....	1,679.75
Telephone.....	10.20
Telegraph.....	2.00
Postage.....	1.50
Express.....	5.15
Supplies.....	63.00
W. H. Eary, Jr., transportation.....	144.96
Hotel and meals.....	1,056.55
Edw. G. Elliott, transportation.....	61.97
Hotel and meals.....	18.10
Postage.....	2.86
Freight and express.....	9.78
Supplies.....	29.40
B. G. Etchison, transportation.....	188.79
Hotel and meals.....	43.65
Frank French, transportation.....	10.42
Hotel and meals.....	8.25
W. A. Friend, transportation.....	737.55
Hotel and meals.....	1,427.35
Telephone.....	2.42
Drayage and stakes.....	78.00
Angus Ferguson, transportation.....	246.76
Hotel and meals.....	685.85
Telephone.....	4.20
Express and drayage.....	7.71
Supplies.....	16.93
W. J. Fielding, transportation.....	54.47
Hotel and meals.....	42.55
Supplies.....	12.84
Paul Fitzer, transportation.....	.75
Supplies.....	2.35
Robt. Gover, transportation.....	205.04
Hotel and meals.....	160.00
Roy G. Gartner, transportation.....	293.28
Hotel and meals.....	62.10
J. W. Gray, transportation.....	67.18
Hotel and meals.....	133.20
Supplies.....	3.22
W. D. Grafton, transportation.....	283.61
Hotel and meals.....	484.30
H. J. Grathwal, transportation.....	46.63
Hotel and meals.....	15.70
Telephone.....	2.80
Postage.....	.10
Express.....	3.64
Supplies.....	6.88
Notary.....	.35

Raymond Gaddis, transportation.....	12.80
Hotel and meals.....	23.15
Telephone.....	1.00
Supplies.....	.51
Claude D. Graham, transportation.....	9.20
N. F. Hathaway, transportation.....	128.42
Hotel and meals.....	123.30
Telephone.....	.80
Supplies.....	11.84
H. Hamilton, hotel and meals.....	7.35
Jack W. Hancock, transportation.....	350.33
Hotel and meals.....	131.52
Telephone.....	6.65
Telegraph.....	.85
Postage.....	4.87
Express.....	7.02
Office Rent.....	66.64
L. C. Harland, transportation.....	72.93
Hotel and meals.....	170.05
Supplies.....	.50
Boutwell Hudgins, transportation.....	4.56
Hotel and meals.....	.75
R. C. Haven, transportation.....	42.54
Hotel and meals.....	8.60
Telephone.....	1.85
Express.....	.63
John R. Hunt, transportation.....	9.16
Hotel and meals.....	6.00
Express.....	4.00
Supplies.....	2.05
R. F. Huling, transportation.....	19.23
Hotel and meals.....	11.75
Supplies.....	1.00
J. A. Haws, transportation.....	12.30
Hotel and meals.....	13.50
Supplies.....	.20
W. H. Holstein, transportation.....	15.86
Hotel and meals.....	10.85
F. L. Hawkins, transportation.....	12.14
Hotel and meals.....	31.35
Supplies.....	3.77
Geo. H. Hill, Jr., transportation.....	56.11
Hotel and meals.....	7.00
Telephone.....	1.15
Telegraph.....	.50
Drayage and supplies.....	13.67
Lee Henry, transportation.....	21.85
Hotel and meals.....	50.50
Supplies.....	2.85
E. G. Haney, transportation.....	7.83
Hotel and meals.....	32.25
W. H. Henderson, transportation.....	3.70
Hotel and meals.....	47.25
W. A. Hardy, transportation.....	6.16
Hotel and meals.....	1.50
W. H. Hutchison, transportation.....	4.94
Hotel and meals.....	2.50
A. C. Haynes, transportation.....	30.32
Hotel and meals.....	.95
Supplies.....	18.46
Geo. E. Harris, Jr., transportation.....	3.53
Hotel and meals.....	45.85
B. B. Hill, transportation.....	37.47

Hotel and meals.....	7.25
J. S. Juergens, transportation.....	325.11
Hotel and meals.....	815.10
Postage.....	3.70
Taxi.....	2.50
Supplies and stakes.....	29.21
R. K. Johnson, transportation.....	73.74
Hotel and meals.....	2.00
W. D. Johnson, transportation.....	9.74
Hotel and meals.....	1.00
Supplies.....	2.54
Wm. C. Jaeger, transportation.....	16.95
Hotel and meals.....	14.50
J. C. Kincaid, transportation.....	22.55
Hotel and meals.....	18.85
W. K. Knauff, transportation.....	21.85
Hotel and meals.....	22.10
Supplies.....	4.90
F. W. Kennedy, transportation.....	12.06
Hotel and meals.....	3.20
L. O. Kesner, transportation.....	4.96
Hotel and meals.....	5.70
Supplies.....	3.25
W. D. LeFevre, hotel and meals.....	9.00
Postage.....	.33
Supplies.....	.15
J. A. Laing, transportation.....	14.59
Hotel and meals.....	119.70
Telephone.....	1.05
Postage.....	.50
Supplies.....	13.02
W. M. Linn, transportation.....	340.81
Hotel and meals.....	596.84
Telephone.....	5.92
Supplies.....	4.80
B. O. Lilly, transportation.....	53.98
Hotel and meals.....	30.20
Telephone.....	.55
Supplies.....	21.32
Howard A. Levering, transportation.....	34.39
Hotel and meals.....	32.93
Telegraph.....	.70
Postage.....	.26
Fred Lewis, hotel and meals.....	3.85
Supplies.....	11.40
James Lewellen, transportation.....	10.10
Hotel and meals.....	.75
Matt Mays, hotel and meals.....	7.50
E. L. Mayberry, transportation.....	118.54
Hotel and meals.....	184.85
Supplies.....	5.73
W. E. Mitchell, transportation.....	55.54
Hotel and meals.....	15.50
Telephone.....	.35
Supplies.....	1.20
Leland G. Merrill, transportation.....	2.07
Hotel and meals.....	31.33
Supplies.....	4.30
H. R. Muldoon, transportation.....	1.44
Hotel and meals.....	20.50
Supplies.....	3.60
J. F. Mooney, telegraph.....	1.00
Postage.....	.05



Gasoline and oil.....	3.09
J. R. McDermott, transportation.....	52.14
Hotel and meals.....	189.35
Telephone.....	3.05
Telegraph.....	.35
Postage.....	.75
Express.....	9.00
Gasoline and supplies.....	58.00
H. McCutcheon, transportation.....	4.13
W. O. McCluskey, transportation.....	217.38
Hotel and meals.....	430.37
Telephone.....	24.71
Telegraph.....	1.68
Postage.....	1.71
Geo. H. McCoughin, transportation.....	15.03
Hotel and meals.....	29.10
Postage.....	.12
Jas. W. Offutt, Jr., transportation.....	3.05
Hotel and meals.....	8.25
Albert W. Payne, transportation.....	138.61
Hotel and meals.....	38.30
Telephone.....	9.19
Postage.....	.49
Supplies.....	61.82
E. Phillips, transportation.....	2.78
Hotel and meals.....	18.08
D. E. Partridge, transportation.....	2.66
R. C. Quinn, transportation.....	7.12
Baggage.....	.50
J. R. Rich, transportation.....	3.43
Supplies.....	.65
I. L. Riggs, transportation.....	23.82
Hotel and meals.....	10.80
Supplies.....	1.50
M. A. Rogers, transportation.....	64.88
Hotel and meals.....	170.15
Telegraph.....	1.96
Postage.....	7.00
Supplies.....	15.98
L. B. Robinson, transportation.....	60.43
Hotel and meals.....	118.20
Supplies.....	2.00
Cleo Swecker, transportation.....	258.94
Hotel and meals.....	184.99
Express.....	.42
Supplies.....	5.04
B. E. Shanklin, hotel and meals.....	7.80
J. P. Stover, transportation.....	11.13
Hotel and meals.....	108.55
Films.....	.75
Supplies.....	18.81
J. Elmer Shultz, transportation.....	89.20
Hotel and meals.....	300.92
Telephone.....	2.55
Postage.....	1.20
Express and drayage.....	4.79
Gasoline.....	16.20
Auto storage and repairs.....	42.89
Supplies and stakes.....	111.42
R. M. Smales, transportation.....	4.66
Hotel and meals.....	1.35
H. L. Shackelford, transportation.....	231.70
Hotel and meals.....	250.40

Postage.....	1.65
Notary.....	1.25
Supplies.....	26.79
Chas. R. Spurlock, transportation.....	12.78
Hotel and meals.....	3.75
R. E. Sexton, transportation.....	29.20
Hotel and meals.....	7.30
Telephone.....	.40
Supplies.....	1.35
W. H. Smith, transportation.....	9.45
Hotel and meals.....	29.65
Supplies.....	1.00
F. A. Spencer, transportation.....	2.24
Supplies.....	1.22
J. V. Snyder, transportation.....	3.68
Hotel and meals.....	58.65
Eugene M. Smith, transportation.....	24.96
Hotel and meals.....	154.50
Supplies.....	2.10
Orva. L. Stewart, transportation.....	5.08
Hotel and meals.....	48.00
W. J. Tavenner, transportation.....	7.88
Hotel and meals.....	.75
Supplies.....	.15
C. E. Thompson, transportation.....	9.17
N. S. Trevillian, transportation.....	8.90
C. E. Tauszky, transportation.....	92.53
Hotel and meals.....	140.25
Supplies.....	17.92
E. A. Taylor, transportation.....	4.77
Hotel and meals.....	1.75
Fred L. Taylor, transportation.....	4.65
Hotel and meals.....	48.35
Supplies.....	4.35
R. M. Taylor, transportation.....	3.27
Hotel and meals.....	29.80
R. H. Thorn, transportation.....	9.60
Roy Van Gilder, transportation.....	167.14
Hotel and meals.....	1,186.24
Telephone.....	4.23
Express and freight.....	3.59
Taxi.....	75.85
Notary.....	.25
Supplies.....	6.63
F. Von Roy, Jr., transportation.....	36.82
Hotel and meals.....	36.35
Supplies.....	6.38
William B. Vorgie, transportation.....	2.29
Hotel and meals.....	38.65
Supplies.....	.30
M. Wooddell, hotel and meals.....	4.27
K. R. Willman, transportation.....	17.45
Hotel and meals.....	12.00
Robt. Williamson, Jr., transportation.....	676.19
Hotel and meals.....	812.33
Supplies.....	37.94
G. E. Williams, transportation.....	7.61
Hotel and meals.....	12.25
J. B. Wendell, hotel and meals.....	6.30
Earl Watkins, transportation.....	76.72
Hotel and meals.....	168.25
Telephone.....	.30
Express.....	1.91

Supplies.....	36.40
H. D. Wastenburg, transportation.....	4.10
Hotel and meals.....	.30
Supplies.....	.75
O. Wiseman, transportation.....	7.06
Hotel and meals.....	3.55
Supplies.....	.60
Total Traveling Expense.....	\$31,864.03
Cost of Bonds:	
W. S. Johnson and John C. Bond:	
Transportation.....	308.30
Hotel and meals.....	703.80
Taxi.....	20.10
Telegraph and telephone.....	14.75
Baggage.....	6.50
Pictures.....	10.00
Seal on bonds.....	30.00
Porter, messenger, guards and tips.....	36.00
Signature Co., use of machine.....	600.00
Refund.....	342.09
H. G. Young, transportation.....	67.82
Hotel and meals.....	131.50
Telegraph.....	.68
E. A. Dover, transportation.....	57.94
Hotel and meals.....	104.85
Taxi and baggage.....	2.50
Refund.....	34.71
John C. Thomson, legal services, passing on legality	
W. Va. State Road Bond Issue.....	2,500.00
American Bank Note Co., printing bonds.....	9,400.00
W. S. Johnson, postage and insurance on bonds.....	100.00
Total Cost of Bonds.....	\$14,471.54
Autos, Repairs and Supplies:	
Automobiles and tractors.....	11,527.91
Auto rental and storage.....	4,897.63
Auto supplies and repairs.....	42,738.32
Oil tank and pump.....	320.00
Gasoline.....	5,744.14
Oil and grease.....	1,830.09
Auto Sales Co., labor.....	2.50
Material.....	19.63
Oil and gasoline.....	22.50
Storage.....	12.00
E. E. Kissel, oil and gasoline.....	12.90
Triple State Elect. Co., labor.....	10.25
Material.....	250.55
East End Garage, oil and gasoline.....	67.10
Storage.....	2.25
The Motormart, material.....	216.89
Davis Garage, gasoline.....	10.07
College Avenue Garage, labor.....	180.30
Material.....	52.44
Oil and gasoline.....	.90
Kanawha Motor Co., labor.....	2.00
Material.....	5.65
Oil and gasoline.....	9.98
Mineral County Garage, labor.....	8.95
Material.....	34.00
Oil and gasoline.....	.60
Overland Sales Co., material.....	183.24
Central Automobile Corporation, labor.....	6.50
Material.....	36.08
Sixth Avenue Garage, oil and gasoline.....	23.56

McCoy and Waugh, material.....	51.06
Oil and gasoline.....	26.23
Moats and Westfall, labor.....	7.50
Material.....	53.30
Oil and gasoline.....	35.40
Storage.....	3.00
M. A. Bean Garage, labor.....	133.45
Material.....	113.82
Oil and gasoline.....	78.78
The Berkeley Garage.....	12.57
Oil and gasoline.....	28.50
Storage.....	4.50
Grantsville Garage, material.....	7.60
Oil and gasoline.....	26.00
Storage.....	4.00
W. O. Coveys, labor.....	38.76
Material.....	3.80
S. W. Kent Miller Modern Garage, labor.....	37.45
Material.....	125.84
Fayetteville Garage, labor.....	165.50
Material.....	77.68
Oil and gasoline.....	127.30
Parker and Grant, labor.....	21.00
Material.....	18.22
Gasoline.....	.80
Union Sales Co., labor.....	1.10
Material.....	11.70
Oil and Gasoline.....	8.40
Storage.....	5.00
Auto Hire:	
G. P. Miller.....	45.00
H. O. Clower.....	23.50
J. Sloan Arnold.....	48.00
Ray Woodsell.....	17.50
W. W. Shinn.....	91.00
H. Gillespie.....	12.00
John Hancock.....	25.00
E. J. Gillespie.....	47.00
Taggarts Valley Motor Co.....	37.50
Hartowe and Bailey.....	7.50
Total Autos, Gasoline, Oil, Storage and Supplies.....	<b>\$69,811.19</b>
Payments on Contracts:	
F. N. Anderson.....	7,872.00
Burriss and Wilson.....	6,253.03
Bitting and Karr.....	19,717.03
Oregonia Bridge Co.....	2,610.00
Cordell and Bayers.....	5,653.44
Corns-Thomas Engineering Co.....	6,654.59
Cohen Construction Co.....	13,345.67
Cisler and Morse.....	23,114.44
Calvin and Powers.....	19,471.98
L. J. Chandler and Co.....	37,306.70
Joe Carola.....	10,428.64
J. M. Cain.....	2,310.30
W. T. Chancy.....	2,190.60
Cooper-Piper Co.....	4,699.21
R. S. Dayton and Co.....	22,848.66
John E. Dougher and Sons.....	1,423.35
Ebersbach Construction Co.....	21,913.94
Engstrom and Knapp.....	3,620.88
Ferguson Bros.....	26,035.20
W. J. and J. T. Gephardt.....	11,973.15

A. C. Gridelli Co.....	6,153.79
Hunt-Forbes Construction Co.....	32,464.58
J. H. Henning.....	6,961.50
Hardman and McKown.....	4,046.49
Hardman and Minns.....	4,971.49
Heger Bros.....	510.30
P. S. Homer.....	9,520.20
Julian Construction Co.....	10,377.81
A. Keathley.....	66,102.19
Kennedy Construction Co.....	18,516.75
Keeley Construction Co.....	60,845.11
J. M. Lipscomb and Bro.....	3,874.14
Lambert and Cole.....	1,156.50
Monongahelia Construction Co.....	124,690.68
Henry Minnis.....	7,511.09
W. C. Merkle.....	12,889.25
McClintic-Marshall Co.....	5,130.00
McClain Construction Co.....	7,527.85
A. L. Nickolish.....	22,463.10
E. K. Newell Co.....	1,002.64
Geo. L. Pence.....	4,567.50
Pipes and Johnson.....	2,701.80
Smelle Quinn.....	17,527.04
R. L. Richmond Construction Co.....	23,120.06
J. M. Randish and Co.....	15,375.15
Rogers and Shuway.....	4,712.40
M. M. Sheesley.....	13,209.70
Soudier Construction Co.....	11,916.38
Standard Engineering Co.....	8,544.60
Shaid Construction Co.....	10,085.97
Sutton Construction Co.....	32,429.16
Lookout Construction Co.....	9,616.14
Stringer and Springer.....	2,237.40
Sutter-Cooper and Foye.....	5,205.60
T. Towles and Co.....	20,656.15
Thompson and Doss.....	3,746.17
Tulley Construction Co.....	3,539.07
C. S. Waugh.....	34,053.91
Total Payments on Contracts.....	\$879,402.47
Truck and Team Hire:	
Jenkins and Brown.....	273.75
G. W. Gray.....	31.50
J. T. Eddins.....	284.00
M. Matheny.....	332.00
Guy Lamar.....	211.10
Waugh Bros.....	822.36
Shane and Co.....	72.51
Bird and Taylor.....	7.00
Frank D. Allen.....	6.00
Black and Lawson.....	204.00
Total Truck and Team Hire.....	\$ 2,244.22
Subsistence:	
Subsistence for survey parties.....	9,611.80
Superior Coal Co.....	126.50
V. L. Kelly.....	165.00
J. Rush Cook.....	79.00
Baileys Hotel.....	143.33
Commercial Hotel.....	399.00
The Old Inn.....	60.50
J. M. Trimble.....	79.65
R. J. Oates.....	37.06
City Hotel.....	106.45
Mrs. Lee A. Clenduist.....	22.50

Mrs. Wade Clenduist.....	40.00
R. L. Burks.....	524.00
Hamilton Hotel Restaurant.....	14.50
Dora E. Johnson.....	256.00
Mrs. E. D. High.....	25.00
James Van Meter.....	72.50
Mrs. J. T. Somerville.....	36.50
Mrs. Chas. M. Burris.....	40.50
T. F. Payne.....	11.25
W. E. McBride.....	7.50
Y. M. C. A., Elkins.....	8.00
J. M. Trimble.....	62.50
J. W. Hevener.....	141.75
W. S. Smith.....	15.00
Mrs. J. L. Foy.....	201.50
Blackwater Hotel.....	6.00
Otha O. Hays.....	42.00
G. M. Fisher.....	28.25
John Ralston.....	31.25
W. W. Cornwell.....	138.00
T. J. Sprouse.....	18.00
Hotel Northfork.....	26.00
Mrs. Mary Carroll.....	31.00
Bluestone Inn.....	259.50
Mrs. W. E. Dye.....	81.25
Frank D. Allen.....	54.50
M. M. Adkins.....	80.00
Sites Hotel.....	33.90
O. M. Smith.....	4.00
The Hermitage.....	7.00
Total Subsistence.....	\$13,127.94
<b>Rent:</b>	
Office, Garage, Warehouse and Magazine Rental:	
J. M. Gillespie.....	16.66
American Legion, Martinsburg.....	75.00
N. W. Wilson.....	480.00
Matthews Lumber & Mfg. Co.....	675.00
O. J. Wise.....	400.00
American Legion, Keyser.....	20.00
Jas. F. Atkinson, Yard.....	20.00
L. A. Wolcott.....	100.00
Mrs. Harry Bivens.....	28.00
C. & O. R. R. Co.....	125.00
The Davis News.....	8.00
Potomac Improvement Co.....	100.00
Russell Morris.....	16.00
Mrs. M. J. Bartlett.....	262.50
City of Wheeling.....	300.00
Dr. W. J. McClaren.....	320.00
Total Rent.....	\$ 2,946.16
<b>Advance Allowances:</b>	
H. E. Snyder.....	300.00
H. S. Spelman.....	300.00
W. S. Downs.....	800.00
J. K. McGrath.....	300.00
Frank P. Arnold.....	100.00
R. B. Dayton.....	200.00
A. S. Winter.....	400.00
J. H. Barringer.....	200.00
B. E. Gray.....	300.00
Total Advance Allowance.....	\$ 2,900.00

Transfers to	
Current General Expense.....	2,239.34
Salaries Engineers, etc.....	82.00
Distribution of Bond Fund.....	1,379.66
Total Transfers.....	<b>\$ 3,701.00</b>
Material and Supplies:	
Tarvia and asphalt.....	23,220.09
Picric acid.....	20,520.00
Dynamite, powder and fuse.....	366.50
Carbide, oxygen and acetyline gas.....	416.68
Stone, sand, gravel and slag.....	8,573.04
Sewer pipe and casing.....	2,561.40
Cement and lime.....	3,074.95
Grating and culvert lids.....	98.26
Paint.....	659.74
Lumber.....	1,742.77
Stakes.....	2,471.50
Piling and posts.....	343.15
Rggers and Shumway, material and labor.....	91.35
Dempsey Rice, material and labor.....	50.00
John W. Beltz, material and labor.....	1,949.00
Gree and Stowe, material and labor.....	361.18
J. S. Harry, material and labor.....	404.25
Total Material and Supplies.....	<b>\$66,903.86</b>
Plant and Equipment:	
Charleston Industrial Corporation:	
Purchase of property.....	10,000.00
Unloading cars.....	2,280.02
Switching charges.....	757.84
Demurrage.....	18.00
Labor and material on building.....	2,422.14
Plant equipment.....	4,217.16
Electric work.....	10.99
Plumbing and material.....	20.69
Tools.....	101.93
Water.....	8.14
Gas.....	14.70
Power.....	4.96
Phone.....	27.30
Rent.....	200.00
Road machinery.....	33,488.17
Hardware and tools.....	10,278.33
Pipe, plumbing and supplies.....	1,477.44
Shop and engine supplies.....	1,550.62
Steel Roofing and conductor pipe.....	372.66
Belting.....	293.71
Water hose.....	43.45
Rubber boots.....	32.25
The Hydrauling Steel Co., steel building.....	1,437.52
O. D. Norman, drilling and casing.....	899.50
Chief of Finance, War Department.....	6,438.90
Quartermaster, War Department.....	685.60
U. S. Department of Agriculture.....	9,772.88
Total Plant and Equipment.....	
Freight, Drayage and Express:	
K. and M. R. R. Co.....	109,994.85
C. and O. R. R. Co.....	13,162.53
B. and O. R. R. Co.....	1,207.69
N. and W. R. R. Co.....	8,612.40
Virginian Ry. Co.....	277.21
Wheeling Terminal.....	75.64
Nelson Transfer Co., drayage and storage.....	1,806.58
Sundry freight, express and drayage.....	4,845.68
Total Freight, Express and Drayage.....	<b>\$139,982.58</b>

<b>Sundry Expenditures:</b>	
Telephone.....	99.05
Telegraph.....	9.20
Office supplies and stationery.....	800.95
Office furniture.....	94.25
Gas.....	125.35
Electricity.....	93.52
Coal.....	90.72
Water.....	184.51
Drinking water.....	4.80
Ice.....	1.80
Engineer's supplies.....	1,765.15
Blue prints, maps and paper.....	5,391.84
Advertising and publishing notices.....	2,301.13
Sign boards.....	1,181.36
Electric supplies.....	88.10
H. C. Nutting Co., inspecting material.....	34.48
R. C. Sloan, survey and plans.....	3,900.00
Motor Sales and Trucking Co., School of Instruction..	100.99
B. L. Bonham, notary fee.....	10.00
Dr. Nelson P. Yeardley, medical attention.....	12.00
<b>Total Sundry.....</b>	<b>\$16,289.20</b>
<b>Unclassified Expenditure:</b>	
Prison Camp supplies.....	3,198.55
Sheriff McDowell County, labor and supplies.....	8,522.98
Sheriff of Boone County, excavating.....	10,522.46
Sheriff of Summers County, labor and material.....	7,575.55
Monongalia County Road Dept., labor.....	181.56
Clay County Court, machinery.....	2,384.24
Transportation of convict labor.....	476.70
Transportation of survey parties.....	330.29
State Board of Control, convict labor.....	2,708.01
J. Z. Terrill, convict labor.....	1,391.90
State Road Commission, to apply on account of Joe Carola certified check.....	1,993.99
Union Trust Co., for recall of certified check of Joe Carola.....	12,200.00
<b>Total.....</b>	<b>\$51,486.23</b>
<b>Premiums on Insurance:</b>	
C. R. Morgan, Nitro equipment.....	5,115.00
Official bond.....	225.00
Alexander and Alexander, Nitro building.....	175.00
W. Va. Agency Co., stock.....	495.00
A. B. Abbott.....	312.50
Southern Surety Co., E. B. Stephenson.....	25.00
C. P. Fortney.....	25.00
<b>Total Insurance.....</b>	<b>\$ 6,372.50</b>
<b>Total.....</b>	<b>\$ 1,668,039.18</b>
<b>The above classified as follows:</b>	
Payments on contracts.....	879,402.47
Plant and Equipment.....	86,854.90
Material and Supplies.....	66,903.86
Freight, Express and Drayage.....	139,982.58
Salaries, Compensation and Labor.....	279,770.72
Traveling Expense.....	31,864.03
Autos, Repairs, Oil, Gas and Hire.....	69,721.83
Truck and Team Hire.....	2,244.22
Subsistence.....	13,127.94
Rent.....	2,946.16
Sundry Expenditures.....	16,289.20
Premium on Insurance.....	6,372.50



Cost of Bonds.....	14,471.54
Advance Allowances.....	2,900.00
Transfers.....	3,701.00
Unclassified.....	51,486.23

Total as Above..... \$ 1,668,039.18

**381.—Appropriation for Interest and Sinking Fund, State Road Bonds.**  
(Special Revenue.)

State Road Bond Sinking Fund..... \$ 1,450,000.00

**Recapitulation:**

**Administration:**

Salaries of the Commissioners.....	\$ 19,895.83
Salaries, Clerks, Engineers and Assistants.....	102,728.51
Bridge Designs, Plans and Records.....	37,610.66
Traveling Expenses.....	16,046.71
Inspectors and Supervision, War Material.....	4,886.40
Office Rent.....	13,536.06
Furniture and Equipment.....	33,620.85
Current General Expenses.....	21,924.47
Engineering Expense.....	11,078.35
Collecting Statistics.....	501.60

**Automobile Bureau:**

Tags, Purchase and Distribution.....	39,520.54
Salaries Clerks, Field Agent and Field Agent Expense.....	31,403.24
Current General Expenses.....	16,519.79

Total..... \$ 349,273.01

Distribution of Road Fund.....	\$ 1,160,179.93
Distribution of Special Privilege Tax.....	197,708.87
Construction, Re-Construction and Maintenance.....	1,668,039.18
Transfer to Interest and Sinking Fund.....	1,450,000.00

Grand Total—State Road Fund..... \$ 4,825,200.99

**CLASSIFICATION OF PRINTING, BINDING AND STATIONERY.**

Printing, binding, stationery and supplies paid for during the year ending June 30, 1922, out of appropriation for "Printing, Binding and Stationery," classified by departments and offices. Supplies purchased for "Stock" are included under heading "Superintendent of Printing."

**ADJUTANT GENERAL.**

**Printing:**

Composition.....	\$ 390.52
Tokens.....	54.12
Quires, 7 cents.....	40.60
Quires, 2 cents.....	22.16
Letter Heads.....	19.50
Envelopes.....	16.50
File Jackets.....	10.00
Postage.....	.42

**Binding:**

Folding only.....	6.65
Folding and Stitching.....	19.00
Pamphlet Binding.....	10.00
Buckram Binding.....	150.00
Blank Book Binding.....	12.00
Commercial Binding.....	30.75
Requisition Book Binding.....	3.00

Padding.....	1.50
Ruling.....	.96
Perforating.....	3.45
Punching.....	31.20
Gathering.....	.75
Numbering.....	2.80
<b>Total.....</b>	<b>\$ 825.88</b>

**AGRICULTURE, DEPARTMENT OF.**

<b>Printing:</b>	
Composition.....	\$ 1,585.16
Tokens.....	3,063.00
Quires, 7 cents.....	78.68
Quires, 2 cents.....	29.68
Letter Heads.....	20.00
Envelopes.....	98.50
Stock furnished.....	39.10
Commercial printing.....	11.00
File Jackets.....	6.00
<b>Binding:</b>	
Folding and Stitching.....	1,222.99
Pamphlet binding.....	132.50
Cloth—Gold back and side.....	10.00
Check book.....	20.00
Padding.....	4.30
Ruling.....	42.66
Perforating.....	11.45
Cutting.....	.20
<b>Total.....</b>	<b>\$ 6,425.22</b>

**ATTORNEY GENERAL.**

<b>Printing:</b>	
Composition.....	\$ 469.68
Token.....	55.50
Quires, 2 cents.....	.56
Envelopes.....	16.00
<b>Binding:</b>	
Folding and Stitching.....	13.38
Pamphlet Binding.....	14.90
Blank Book.....	12.00
<b>Total.....</b>	<b>\$ 582.02</b>

**AUDITOR.**

<b>Printing:</b>	
Composition.....	\$ 1,142.08
Tokens.....	130.00
Quires, 7 cents.....	287.07
Quires, 2 cents.....	110.82
Letter Heads.....	13.00
Envelopes.....	35.00
Stock furnished.....	16.20
Commercial printing.....	209.26
File Jackets.....	50.00
Red Ink.....	1.50
Lithographing.....	99.70
<b>Binding:</b>	
Folding.....	22.75
Folding and Stitching.....	46.86

Pamphlet Binding.....	14.50
Cloth—Gold back and side.....	100.00
Blank Book Binding.....	372.00
Commercial Binding.....	2,306.10
Check Book Binding.....	14.00
Assessor's Books Binding.....	100.00
Padding.....	10.25
Ruling.....	419.76
Perforating.....	4.05
Punching.....	10.02
Gathering.....	7.50
Indexes.....	42.00
Total.....	\$ 5,564.42

## ARCHIVES AND HISTORY.

Printing:	
Composition.....	\$ 4.10
Quires, 2 cents.....	3.60
Quires, 7 cents.....	1.12
Letter Heads.....	4.00
Envelopes.....	2.00
Stock furnished.....	3.70
Binding:	
Blank Book.....	12.00
Padding.....	.40
Ruling.....	1.44
Newspaper Files.....	1,044.00
Total.....	\$ 1,076.36

## ARCHITECTS.

Printing:	
Composition.....	\$ 23.76
Tokens.....	2.00
Quires, 2 cents.....	.96
Letter Heads.....	2.00
Envelopes.....	2.00
Stock Furnished.....	1.35
Binding:	
Folding and Stitching.....	.75
Check Book.....	.30
Perforating.....	.90
Numbering.....	.35
Total.....	\$ 34.37

## BANKING COMMISSIONER.

Printing:	
Composition.....	\$ 739.72
Token.....	80.00
Quires, 7 cents.....	66.22
Quires, 2 cents.....	11.48
Envelopes.....	20.00
Binding:	
Folding.....	6.40
Folding and Stitching.....	8.10
Folding and Sewing.....	37.40
Cloth—Gold back and side.....	180.00
Buckram.....	127.50

Blank Book Binding.....	12.00
Commercial Binding.....	217.50
Padding.....	1.26
Ruling.....	117.27
Perforating.....	.30
Punching.....	3.03
Gathering.....	1.50
<b>Total.....</b>	<b>\$ 1,629.68</b>

## STATE BOARD OF CONTROL.

<b>Printing:</b>	
Composition.....	\$ 601.93
Tokens.....	9.00
Quires, 7 cents.....	449.54
Quires, 2 cents.....	208.82
Letter Heads.....	31.50
Envelopes.....	12.00
Stock furnished.....	55.21
File Jackets.....	54.00
Red Ink.....	12.00
<b>Binding:</b>	
Folding.....	5.75
Folding and Stitching.....	2.10
Pamphlet Binding.....	4.50
Blank Book Binding.....	24.00
Check Book Binding.....	35.00
Padding.....	70.65
Ruling.....	376.14
Perforating.....	9.00
Punching.....	67.43
Gathering.....	17.50
Commercial binding.....	1,010.15
Round cornering.....	1.00
Postage.....	.60
<b>Total.....</b>	<b>\$ 3,057.82</b>

## BOARD OF PUBLIC WORKS.

<b>Printing:</b>	
Composition.....	\$ 75.01
Tokens.....	1.00
Quires, 7 cents.....	6.16
Quires, 2 cents.....	14.56
Envelopes.....	66.00
File Jackets.....	4.00
<b>Binding:</b>	
Folding.....	.75
Folding and Stitching.....	.75
Blank Book Binding.....	36.00
Check Book Binding.....	1.00
Padding.....	2.30
Ruling.....	19.20
Perforating.....	.60
Numbering.....	1.40
<b>Total.....</b>	<b>\$ 228.73</b>

**BUILDING COMMISSION, CAPITOL.**

<b>Printing:</b>	
Composition.....	\$ 17.43
Quires, 7 cents.....	5.81
Quires, 2 cents.....	2.72
<b>Binding:</b>	
Folding.....	.75
Check Book Binding.....	.30
Perforating.....	.72
Gathering.....	1.20
Numbering.....	2.43
Total.....	\$ 31.36

**CHILD'S WELFARE.**

<b>Printing:</b>	
Letter Heads.....	\$ 5.00
Envelopes.....	4.66
Total.....	\$ 9.66

**GAME AND FISH COMMISSION.**

<b>Printing:</b>	
Composition.....	\$ 14.23
Quires, 2 cents.....	61.40
<b>Binding:</b>	
Padding.....	3.00
Perforating.....	41.52
Numbering.....	109.00
Assessor's Book Binding.....	138.80
Total.....	\$ 367.95

**GOVERNOR'S OFFICE.**

<b>Printing:</b>	
Composition.....	\$ 38.88
Tokens.....	4.00
Quires, 7 cents.....	3.78
Quires, 2 cents.....	8.64
Envelopes.....	26.05
Letter Heads.....	27.00
Commercial printing.....	122.87
Cuts and Half-tones.....	13.85
Binder.....	11.10
<b>Binding:</b>	
Folding and Stitching.....	1.50
Folding and Sewing.....	272.80
Buckram Binding.....	80.00
Bank Book Binding.....	12.00
Commercial Binding.....	9.20
Wrapping.....	20.00
Total.....	\$ 651.67

**LEGISLATIVE HAND BOOK AND MANUAL.**

<b>Printing:</b>	
Composition.....	\$ 795.50
Tokens.....	402.00
Quires, 7 cents.....	3.78
Quires, 2 cents.....	9.04
Envelopes.....	2.00
<b>Binding:</b>	
Folding and Sewing.....	399.34
Pamphlet Binding.....	50.00
Padding.....	.40
Perforating.....	.75
Special Binding.....	534.25
Wrapping.....	80.00
<b>Total.....</b>	<b>\$ 2,277.06</b>

**HEALTH DEPARTMENT.**

<b>Printing:</b>	
Composition.....	\$ 487.47
Token.....	784.00
Quires, 7 cents.....	107.80
Quires, 2 cents.....	594.64
Letter Heads.....	137.00
Envelopes.....	156.50
File Jackets.....	2.00
Stock furnished.....	51.08
Commercial printing.....	91.25
<b>Binding:</b>	
Folding.....	3.00
Folding and Stitching.....	334.50
Pamphlet Binding.....	25.00
Commercial Binding.....	21.20
Check Book Binding.....	202.20
Padding.....	65.90
Ruling.....	182.40
Perforating.....	89.04
Punching.....	32.70
Gathering.....	1.20
Numbering.....	16.80
Cutting.....	28.75
Tabbing.....	5.00
Gumming.....	3.00
Wrapping.....	1.20
<b>Total.....</b>	<b>\$ 3,423.63</b>

**HOTEL INSPECTOR.**

<b>Printing:</b>	
Composition.....	\$ 4.61
Quires, 2 cents.....	7.20
Envelopes.....	1.00
Stock furnished.....	.80
<b>Binding:</b>	
Check Book Binding.....	1.50
Perforating.....	.60
Gathering.....	1.00
Cutting.....	3.00
<b>Total.....</b>	<b>\$ 19.71</b>

**LABOR BUREAU.**

<b>Printing:</b>	
Composition.....	\$ 165.55
Tokens.....	228.00
Quires, 7 cents.....	8.96
Quires, 2 cents.....	126.40
Letter Heads.....	6.50
Envelopes.....	16.00
<b>Binding:</b>	
Folding.....	4.00
Folding and Stitching.....	72.00
Pamphlet Binding.....	105.00
Blank Book Binding.....	12.00
Check Book Binding.....	37.50
Padding.....	10.80
Perforating.....	20.25
Gathering.....	39.50
Numbering.....	21.00
<b>Total.....</b>	<b>\$ 873.46</b>

**LEGISLATURE.**

<b>Printing:</b>	
Composition.....	\$ 4,996.44
Tokens.....	2,135.50
Quires, 7 cents.....	1.96
Quires, 2 cents.....	2.30
Envelopes.....	37.76
Letter Heads.....	7.00
Correcting.....	1,317.50
Error.....	11.00
<b>Binding:</b>	
Folding and Sewing.....	2,021.84
Pamphlet Binding.....	13.50
Buckram Binding.....	320.00
Flexible Leather Binding.....	40.00
Morocco Binding.....	20.00
Acts and Journals, Binding.....	800.00
Wrapping.....	275.00
<b>Total.....</b>	<b>\$ 11,999.80</b>

**LIBRARIAN.**

Letter Heads.....	\$ 2.00
Envelopes.....	1.00
<b>Total.....</b>	<b>\$ 3.00</b>

**MINE DEPARTMENT.**

<b>Printing:</b>	
Composition.....	\$ 1,265.52
Tokens.....	704.00
Quires, 7 cents.....	31.92
Quires, 2 cents.....	69.52
Letter Heads.....	43.00
Envelopes.....	62.50
Stock furnished.....	11.15
<b>Binding:</b>	
Folding.....	15.00

Folding and Stitching.....	163.20
Folding and Sewing.....	1,169.60
Pamphlet Binding.....	10.00
Cloth Binding.....	768.00
Black Book Binding.....	12.00
Commercial Binding.....	147.45
Check Book Binding.....	15.00
Padding.....	1.40
Ruling.....	14.40
Perforating.....	5.10
Gathering.....	15.00
Numbering.....	1.40
Wrapping.....	198.72
<b>Total.....</b>	<b>\$ 4,723.88</b>

**NEGRO WELFARE.**

<b>Printing:</b>	
Composition.....	\$ 10.41
Quires, 7 cents.....	39.20
Quires, 2 cents.....	14.40
Letter Heads.....	11.00
Envelopes.....	20.00
Stock furnished.....	12.00
<b>Binding:</b>	
Folding.....	1.00
Padding.....	.60
Cutting.....	.52
<b>Total.....</b>	<b>\$ 109.13</b>

**PARDON ATTORNEY.**

Letter Heads.....	\$ 1.00
Envelopes.....	1.00
File Jackets.....	2.00
<b>Total.....</b>	<b>\$ 4.00</b>

**PROHIBITION COMMISSIONER.**

<b>Printing:</b>	
Composition.....	\$ 56.48
Quires, 7 cents.....	.28
Quires, 2 cents.....	78.96
Letter Heads.....	11.00
Envelopes.....	14.00
Commercial Printing.....	15.90
File Jackets.....	2.00
<b>Binding:</b>	
Blank Book.....	12.00
Check Book.....	3.70
Padding.....	19.50
Ruling.....	.48
Perforating.....	2.19
Numbering.....	.84
<b>Total.....</b>	<b>\$ 217.33</b>



**PUBLIC SAFETY.**

<b>Printing:</b>	
Composition.....	\$ 57.76
Quires, 7 cents.....	19.60
Quires, 2 cents.....	38.08
Letter Heads.....	15.00
Envelopes.....	36.00
File Jackets.....	8.00
Stock furnished.....	.56
<b>Binding:</b>	
Requisition Book.....	3.00
Padding.....	8.80
Perforating.....	3.00
Numbering.....	2.80
<b>Total.....</b>	<b>\$ 192.60</b>

**PUBLIC SERVICE COMMISSION.**

<b>Printing:</b>	
Composition.....	\$ 338.88
Tokens.....	151.62
<b>Binding:</b>	
Folding and Stitching.....	68.90
Clothing Binding.....	78.00
Wrapping.....	19.50
<b>Total.....</b>	<b>\$ 656.90</b>

**RE-CODIFICATION COMMISSION.**

<b>Printing:</b>	
Letter Heads.....	\$ 1.95
Envelopes.....	1.50
<b>Total.....</b>	<b>\$ 3.45</b>

**STATE ROAD COMMISSION.**

<b>Printing:</b>	
Composition.....	\$ 214.80
Tokens.....	36.00
Quires, 7 cents.....	6.16
Quires, 2 cents.....	16.00
<b>Binding:</b>	
Folding.....	5.00
Folding and Stitching.....	.75
Folding and Sewing.....	25.20
Pamphlet Binding.....	2.00
Cloth Binding.....	60.00
Blank Book Binding.....	96.00
Check Book Binding.....	.70
Ruling.....	13.20
Perforating.....	1.68
Gathering.....	2.80
Numbering.....	3.92
<b>Total.....</b>	<b>\$ 484.21</b>

## SECRETARY OF STATE.

Printing:	
Composition.....	\$ 429.56
Tokens.....	462.00
Quires, 7 cents.....	142.82
Quires, 2 cents.....	52.16
Letter Heads.....	2.00
Envelopes.....	16.00
Stock furnished.....	1.60
Commercial printing.....	20.45
Red Ink.....	.75
Binding:	
Folding.....	12.80
Folding and Stitching.....	109.50
Folding and Sewing.....	180.00
Buckram Binding.....	750.00
Blank Book Binding.....	12.00
Commercial Binding.....	153.00
Check Book Binding.....	.50
Ruling.....	17.37
Perforating.....	.30
Punching.....	1.13
Gathering.....	10.00
Numbering.....	.35
Indexes.....	9.50
Total.....	\$ 2,383.79

## SINKING FUND COMMISSION.

Printing:	
Composition.....	\$ 38.64
Quires, 7 cents.....	40.04
Quires, 2 cents.....	6.44
Letter Heads.....	5.00
Envelopes.....	5.00
Commercial printing.....	17.55
Stock furnished.....	2.01
Binders and Indexes.....	273.00
Binding:	
Ruling.....	54.84
Punching.....	4.02
Padding.....	1.16
Perforating.....	.72
Gathering.....	1.20
Numbering.....	.84
Check Book Binding.....	.30
Blank Book Binding.....	60.00
Total.....	\$ 510.76

## SUPREME COURT.

Printing:	
Composition.....	\$ 437.52
Tokens.....	40.50
Quires, 7 cents.....	1.68
Quires, 2 cents.....	28.24
Letter Heads.....	1.00
Envelopes.....	5.00

<b>Binding:</b>	
Folding and Stitching.....	12.56
Pamphlet Binding.....	7.25
Buckram Binding.....	5.40
Blank Book Binding.....	12.00
Commercial Binding.....	1,329.25
Padding.....	1.70
Ruling.....	15.90
Gathering.....	.90
Indexes.....	2.50
<b>Total.....</b>	<b>\$ 1,901.40</b>

**SUPERINTENDENT OF PUBLIC PRINTING.**

<b>Printing:</b>	
Composition.....	\$ 12.83
Quires, 7 cents.....	1.68
Quires, 2 cents.....	8.00
Stock furnished.....	66.00
<b>Binding:</b>	
Blank Book.....	24.00
Padding.....	3.60
Ruling.....	3.60
Perforating.....	.60
Cutting.....	32.20
Wrapping.....	13.38
Sundry purchase from sundry firms (See Appropriation No. 161 for detail).....	76,846.20
<b>Total.....</b>	<b>\$ 77,012.09</b>

Note—Supplies are purchased by the Superintendent of Printing for distribution to the various departments. Stock is also purchased to be supplied to the Public Printer when requisition is made by the various departments.

**TAX COMMISSIONER'S OFFICE.**

<b>Printing:</b>	
Composition.....	\$ 805.00
Tokens.....	214.00
Quires, 7 cents.....	83.78
Quires, 2 cents.....	129.34
Letter Heads.....	50.00
Envelopes.....	191.00
Stock furnished.....	109.53
Error.....	4.00
<b>Binding:</b>	
Folding.....	59.25
Folding and Stitching.....	25.75
Folding and Sewing.....	151.20
Pamphlet Binding.....	28.45
Cloth—Gold back and side.....	300.00
Blank Book Binding.....	48.00
Audits—Counties and Districts.....	239.20
Commercial Binding.....	30.00
Check Book Binding.....	.70
Padding.....	13.83
Ruling.....	138.06
Perforating.....	3.41
Punching.....	10.56
Gathering.....	1.50

Numbering.....	.84
Cutting.....	1.00
Wrapping.....	45.00
<b>Total.....</b>	<b>\$ 2,683.40</b>

**TAX COMMISSIONER—TAX ASSESSMENT.**

<b>Printing:</b>	
Composition.....	\$ 781.79
Tokens.....	394.50
Quires, 7 cents.....	1,874.78
Quires, 2 cents.....	690.50
Stock furnished.....	62.39
<b>Binding:</b>	
Folding.....	952.50
Folding and Stitching.....	187.80
Pamphlet Binding.....	25.00
Check Book Binding.....	24.00
Padding.....	11.52
Ruling.....	104.08
Perforating.....	18.94
Punching.....	36.87
Gathering.....	10.00
Cutting.....	.20
<b>Total.....</b>	<b>\$ 5,174.87</b>

**TAX COMMISSIONER—ASSESSOR'S SUPPLIES.**

<b>Printing:</b>	
Composition.....	\$ 734.42
Tokens.....	20.00
Quires, 7 cents.....	1,650.68
Quires, 2 cents.....	1,160.70
Stock furnished.....	50.00
<b>Binding:</b>	
Folding.....	114.50
Folding and Stitching.....	9.00
Folding and Sewing.....	26.15
Pamphlet Binding.....	5.00
Personal Property Book Binding.....	2,712.00
Assessor's Book Binding.....	249.60
Capitation Ticket Binding.....	439.40
Padding.....	3.00
Ruling.....	5,100.43
Perforating.....	223.80
Numbering.....	390.00
Wrapping.....	64.00
<b>Total.....</b>	<b>\$ 12,952.68</b>

**TREASURER.**

<b>Printing:</b>	
Composition.....	\$ 537.26
Token.....	8.00
Quires, 7 cents.....	64.05
Quires, 2 cents.....	70.18
Letter Heads.....	10.00
Envelopes.....	7.00
Commercial printing.....	88.05
Stock furnishing.....	89.05
Indexes.....	64.56

<b>Binding:</b>	
Folding.....	8.75
Stitching.....	2.60
Folding and Stitching.....	3.83
Blank Book Binding.....	60.00
Commercial binding.....	289.49
Check Book Binding.....	3.50
Padding.....	14.00
Ruling.....	80.91
Perforating.....	12.38
Punching.....	6.00
Gathering.....	14.00
Numbering.....	.35
Round cornering.....	1.20
<b>Total.....</b>	<b>\$ 1,435.16</b>

**RECAPITULATION OF PRINTING, BINDING AND STATIONERY  
BY DEPARTMENTS.**

Adjutant General's Office.....	\$ 825.88
Agriculture, Commissioner of.....	6,425.22
Attorney General's Office.....	582.02
Auditor's Office.....	5,564.42
Archives and History.....	1,076.36
Architects.....	34.37
Banking Commissioner.....	1,629.68
Board of Control.....	3,057.82
Board of Public Works.....	228.73
Building Commission, Capitol.....	31.36
Child's Welfare.....	9.66
Game and Fish Commission.....	367.95
Governor's Office.....	651.67
Hand Book and Manual.....	2,277.06
Health Department.....	3,423.63
Hotel Inspector.....	19.71
Labor Bureau.....	873.46
Legislature.....	11,999.80
Librarian.....	3.00
Mine Department.....	4,723.88
Negro Welfare.....	109.13
Pardon Attorney.....	4.00
Prohibition Commissioner.....	217.33
Public Safety.....	192.60
Public Service Commission.....	656.90
Re-Codification Commission.....	3.45
Road Commission.....	484.21
Secretary of State.....	2,383.79
Sinking Fund Commission.....	510.76
Supreme Court.....	1,901.40
Superintendent of Public Printing.....	77,012.09
Tax Commissioner—Office.....	2,683.40
Tax Commissioner—Tax Assessment.....	5,174.87
Tax Commissioner—Assessor's Supplies.....	12,952.68
Treasurer.....	1,435.16
<b>Total.....</b>	<b>\$ 149,527.45</b>

**Less the following refunds:**

School Department and Schools.....	\$5,931.31
Hospitals and Penitentiary.....	343.63

---

Road and Public Service Commission.....	902.45	
Game and Fish Commission.....	1,134.23	
Paper for West Virginia Reports.....	357.00	
Supplies sold Soldiers' Relief.....	361.38	
Other Institutions.....	1,144.86	
Refund, advance to Public Printer.....	1,000.00	
Refund, overpayment, Legislature.....	300.00	
Findings from previous year.....	432.90	
Cash Sale.....	19.20	11,926.96
Net Total.....	\$	137,600.49

## LIST OF BONDS AND OTHER SECURITIES OWNED BY THE STATE OF WEST VIRGINIA JULY 1, 1922.

The following is a list of bonds and other securities owned by the State of West Virginia, July 1, 1922, account investment of "The School Fund" and "Workmen's Compensation Fund."

## INVESTMENT OF THE SCHOOL FUND

Investment	Rate	Interest Payable	Date of Maturity	Amount
<i>U. S. Government</i>				
Fourth Liberty Loan.....	4	April 15, October 15.....	September 15, 1938.....	\$ 19,000.00
<i>County Bonds</i>				
Berkeley.....	4	January 1, July 1.....	January 1, 1929.....	72,500.00
Clay.....	6	October 1.....	October 1, 1928.....	15,000.00
Clay.....	5	January 1.....	January 1, 1932.....	9,500.00
Logan.....	5	January 1, July 1.....	January 1, 1940.....	5,000.00
<i>District Bonds</i>				
Boone County, Peytona.....	6	January 1, July 1.....	July 1, 1923.....	3,000.00
Boone County, Washington.....	6	January 1, July 1.....	October 1925-26.....	3,000.00
Lewis County, Hackers Creek.....	6	January 1, July 1.....	\$10,000 1929, \$20,000 1930.....	30,000.00
Mason County, Lewis.....	5	June 1, December 1.....	June 1, 1942.....	3,000.00
Mason County, Waggoner.....	5	June 1, December 1.....	1935 and 1936.....	5,000.00
Monongalia County, Grant.....	6	January 1.....	January 1, 1934.....	48,000.00
McDowell County, North Fork.....	5	June 26, December 26.....	\$10,000 1926, \$500 each int. date.....	25,000.00
Pocahontas County, Greenbank.....	5	January 1, July 1.....	\$9,500 in 1937, \$5,500 in 1938.....	15,000.00
Putnam County, Scott.....	5	May 1, November 1.....	May 1, 1928.....	2,000.00
Randolph County, Roaring Creek.....	5	March 1, September 1.....	September 1, 1948.....	4,000.00
Summers County, Pipestem.....	5	January 1, July 1.....	July 1, 1949.....	4,700.00
Webster County, Glade.....	5	March 1.....	March 1, 1923.....	10,400.00
Wirt County, Elizabeth.....	5	May 1.....	May 1, 1928.....	2,500.00
Wood County, Clay.....	5	July 1.....	July 1, 1944.....	6,000.00
<i>School District Bonds</i>				
Braxton County, Flat Woods.....	5	July 1.....	July 1, 1946.....	5,000.00
Cabell County, Huntington Independent.....	4	December 19.....	December 19, 1932.....	15,000.00

## LIST OF BONDS AND OTHER SECURITIES OWNED BY THE STATE OF WEST VIRGINIA JULY 1, 1922—Continued.

Investment	Rate	Interest Payable	Date of Maturity	Amount
Greenbrier County, Lewisburg Ind.	6	December 31	Part each year 1926-34.	18,000.00
Marion County, Union Independent	5	July 1	December 31, 1946	19,500.00
Mingo County, Williamson Independent	6	January 1, July 1	July 1, 1955	1,500.00
Monongalia County, Cass	5	January 1, July 1	July 1, 1949	20,000.00
Putnam County, Winfield	6	November 1	November 1, 1941	6,000.00
Webster County, Fork Lick	6	April 1	April 1, 1943	14,700.00
Wyoming County, Slab Fork	6	July 1	July 1, 1940	25,000.00
<i>City or Town Bonds</i>				
Bramwell	6	October 5	October 5, 1933	19,000.00
Buckhannon	4	August 10	August 10, 1921	7,000.00
Buckhannon	6	July 28	July 28, 1924	800.00
Buckhannon	6	January 3	\$1,000 each year	6,500.00
Falling Springs	6	June 15	June 15, 1935	4,500.00
Gassaway	6	May 1, November 1	May 1, 1930	16,500.00
Kenova	5	December 1	1925-1945	10,000.00
Keystone	6	April 1	April 7, 1935	28,000.00
Kingwood	5	August 5	August 5, 1928	4,500.00
Kingwood	5	October 11	\$500 each year	500.00
Kingwood	5	September 10	September 10, 1921	8,500.00
New Cumberland	4	July 1	July 1, 1936	12,000.00
Point Pleasant	4	September 1	September 1, 1935	18,500.00
Ravenswood	4	December 16	December 16, 1935	7,000.00
Richwood	4	December 15	June 1, 1931	2,000.00
Ronceverte	5	September 1	September 1, 1932	9,000.00
Ronceverte	6	July 15	July 15, 1933	3,500.00
St. Albans	5	October 1	October 1, 1940	7,000.00
Sutton	5	January 1	January 1, 1937	13,000.00
Welch	6	September 1	September 1, 1938	17,500.00
Welch	6	June 1	June 1, 1924	10,000.00
Williamson	6	April 2	April 2, 1946	36,500.00



*Private Bonds*

Bradford Building Company.....	5	April 1, October 1.....	October 1, 1922.....	50,000.00
Cairo Water Works, Ritchie County.....	4	October 1.....	October 1, 1922.....	400.00
Charleston Auditorium Company.....	6	February 1, August 1.....	August 1, 1932.....	20,500.00
Charleston Milling & Produce Co.....	5	September 1.....	September 1, 1923.....	10,000.00
Exchange Building Association, Parkersburg.....	6	June 5, December 5.....	December 5, 1922.....	40,000.00
First United Brethren Church, Dunbar.....	6	January 1, July 1.....	1938.....	3,000.00
First United Brethren Church (Parsonage).....	6	March 1, September 1.....	1936.....	4,000.00
<i>Notes</i>				
Hinton Milling Company.....	5	January 15.....	January 15, 1927.....	15,000.00
Lewisburg Female Institute.....	5	March 19, September 19.....	March 19, 1926.....	12,000.00
S. L. Parsons.....	6	January 24.....	January 24, 1921.....	25,000.00
J. S. Farr.....	6	October 15.....	October 15, 1932.....	150,000.00
Union Mission Settlement.....	6	March 1, September 1.....	March 1, 1928.....	25,000.00
Total.....				<u>\$1,000,000.00</u>

## INVESTMENT OF WORKMEN'S COMPENSATION FUND.

Investment	Rate	Interest Payable	Date of Maturity	Amount
<i>County Bonds</i>				
Cabell.....	5	January 1, July 1.....	1940-1950.....	\$ 34,000.00
Lincoln.....	5	June 1, December 1.....	\$27,000 June 1 each year.....	472,000.00
Logan.....	5	January 1, July 1.....	January 1, 1930.....	489,000.00
Mingo.....	5	May 1, November 1.....	Part each year May 1, all by November 1, 1947.....	55,000.00
Taylor.....	5	June 1, December 1.....	Serially, 1922.....	87,500.00
Webster.....	5	January 1, July 1.....	Serially, 1921-22-30.....	80,000.00
Wyoming.....	5	December 1.....	December 1, 1945.....	250,000.00
<i>District Bonds</i>				
Adkin, McDowell.....	5	January 1, July 1.....	January 1, 1946.....	170,000.00
Big Creek, McDowell County.....	5	May 1, November 1.....	May 1, 1945.....	133,000.00
Beverly, Randolph County.....	5	April 1, October 1.....	\$3,000 October 1 each year.....	57,000.00
Buckhannon, Upshur County.....	5	January 1, July 1.....	\$5,000 July 1 each year.....	45,000.00
Butler, Hancock County.....	5	May 1, November 1.....	Part each year, 1928 to 1934.....	25,000.00
Cabin Creek, Kanawha County.....	5	April 1, October 1.....	Part each year, 1927-28-29-32-33-34.....	145,000.00
Cass, Monongalia County.....	5	January 1, July 1.....	1929-1949.....	246,000.00
Cacapon, Morgan County.....	5	April 1, October 1.....	Serially beginning 1926-1930.....	60,000.00
Charleston, Kanawha County.....	5	January 1, July 1.....	\$20,000 each year, 1920-25-30-35.....	29,500.00
Clay, Harrison County.....	5	February 1, August 1.....	\$8,000 1925, \$12,000 each year after December 31.....	188,000.00
Clay, Monongalia County.....	6	December 31.....	December 31, 1933.....	32,500.00
Clay, Marshall County.....	5	January 1.....	\$6,000 each year 1924-25-26-36, \$7,000 each year 1934-35.....	34,000.00
Clay, Wetzel County.....	5	August 1.....	Serially beginning 1926.....	62,100.00
Clear Fork, Raleigh County.....	5	January 1, July 1.....	Serially 1927 to 1950.....	119,000.00
Curry, Putnam County.....	5	May 1, November 1.....	Serially beginning 1922.....	71,000.00
Elk, Kanawha County.....	5	April 1, October 1.....	Serially beginning 1920.....	205,000.00
Elk, Mineral County.....	5	December 1.....	Serially beginning 1920.....	120,000.00
Elkhorn, McDowell County.....	5	January 1, July 1.....	Part each January 1.....	136,500.00
Falling Springs, Greenbrier County.....	6	October 1.....	\$2,000 each year beginning 1926.....	10,000.00

Forest Hill, Summers County	5	January 1, July 1	1926-27-28	3,500.00
Grant, Monongalia County	5	April 1, October 1	1929-1949	112,000.00
Graham, Mason County	5	June 1, December 1	Serially beginning 1921	51,000.00
Grant, Marion County	5	June 1, December 1	Serially beginning 1920	118,000.00
Greenbrier, Summers County	5	April 1, October 1	October 1, 1947	29,000.00
Greenbank, Pocahontas County	5	January 1, July 1	Serially, 1922-1927	61,000.00
Green Sulphur, Summers County	5	January 1, July 1	Serially, 1921	21,500.00
Jefferson, Kanawha County	5	January 1, July 1	\$22,500 each year 1925-30-35	35,000.00
Jumping Branch, Summers County	5	January 1, July 1	Serially beginning 1930	28,500.00
Kanawha, Fayette County	5	January 1, July 1	Serially beginning 1920	222,000.00
Lewis, Mason County	5	June 1, December 1	\$6,000 each June 1	110,000.00
Lincoln, Marion County	5	June 1, December 1	Serially beginning 1922	342,000.00
Loudon, Kanawha County	5	January 1, July 1	\$21,000 each 1920-25-30-35	41,000.00
Loudon, Kanawha County	5	March 1, September 1	Part each September 1	46,000.00
Malden, Kanawha County	5	January 1, July 1	\$11,000 each 1925-30-35	23,500.00
Marsh Fork, Raleigh County	5	January 1, July 1	Serially, 1921	119,000.00
Meade, Marshall County	5		Part each year 1930-31-32-33-34	30,000.00
Meadow Bluff, Greenbrier County	6	January 1, July 1	Serially beginning 1922	86,000.00
Mt. Cove, Fayette County	5	January 1, July 1	Serially beginning 1920	76,900.00
North Fork, McDowell County	5	January 1, July 1	Serially, 1918 to 1938	123,000.00
Nuttall, Fayette County	5	January 1, July 1	Serially, beginning 1921	82,700.00
Paw Paw, Marion County	5	June 1, December 1	Serially 1921 to 1938	170,000.00
Peytona, Boone County	6	January 1, July 1	\$3,000.00 July 1, each year	16,000.00
Pipestem, Summers County	5	January 1, July 1	Serially beginning 1927	18,900.00
Poca, Kanawha County	5	January 1, July 1	\$6,000 1925, \$6,500 each 1930, 1935	18,500.00
Poe, Hancock County	5	June 1, December 1	June 1, 1950	50,000.00
Quinnimont, Fayette County	5	January 1, July 1	Serially beginning 1920	110,700.00
Reedy, Roane County	5	January 1, July 1	\$4,000 July 1 each year	60,000.00
Roaring Creek, Randolph County	5 1/2	March 1, September 1	Serially beginning 1919	13,000.00
Rock, Mercer County	5 1/2	Part each year, 1927-34		80,000.00
Sandy River, McDowell County	5	May 1, November 1	\$10,000 each May 1	230,000.00
Sherman, Boone County	5	January 1, July 1	Serially beginning 1921	159,000.00
Scott, Putnam County	5	July 1	Part each year beginning 1921	67,000.00
Slab Fork, Wyoming County	6	July 1	1925-1940	27,000.00
Talcott, Summers County	5	April 1, October 1	October 1, 1947	14,300.00
Triadelphia, Logan County	5	July 1	Serially beginning 1925	55,000.00
Union, Kanawha County	5	January 1, July 1	1925, 1930, 1935	152,000.00

INVESTMENT OF WORKMEN'S COMPENSATION FUND—Continued.

Investment	Rate	Interest Payable	Date of Maturity	Amount
Union, Monroe County.....	5	May 1, November 1.....	Serially, 1921.....	58,000.00
Union, Putnam County.....	5	May 1, November 1.....	\$3,000 each year.....	26,000.00
Waggener, Mason County.....	5	June 1, December 1.....	Serially beginning 1921.....	49,000.00
Walton, Roane County.....	5	January 1, July 1.....	\$7,000 each July 1.....	161,000.00
Wolf Creek, Monroe County.....	5	May 1, November 1.....	\$2,000 each May 1.....	70,000.00
<i>School District Bonds</i>				
Burnsville, Independent.....	5	January 1.....	January 1, 1952.....	20,000.00
Carrall, Lincoln County.....	5	March 1.....	\$4,000 1926 and 1927.....	32,000.00
Charleston, Kanawha County.....	5	June 1.....	Serially, 1925.....	32,000.00
Fairmont, Marion County.....	5	June 1.....	1925-1934.....	62,000.00
Fort Springs, Greenbrier County.....	5	April 15.....	April 15, 1946.....	30,000.00
Huntington Independent.....	5	December 1.....	Serially beginning 1924.....	233,500.00
Huttonsville, Randolph County.....	5	December 1.....	Serially beginning 1921.....	29,000.00
Lee, Mingo County.....	6	March 14.....	\$7,000 each year beginning 1926.....	105,000.00
Otter, Braxton County.....	6	January 1.....	1933-1937.....	25,200.00
Ravenswood Independent, Jackson County.....	5	June 1, December 1.....	\$2,000 each year beginning 1933.....	44,000.00
Richwood Independent, Nicholas County.....	5	June 1.....	Serially 1926 to 1935.....	79,500.00
Ripley Independent, Jackson County.....	5	April 1.....	Serially 1925-1940.....	18,000.00
Simpson, Harrison County.....	6	May 1, November 1.....	\$600 each year beginning 1928.....	7,800.00
Slab Fork, Wyoming County.....	5	June 1.....	June 1, 1946.....	63,000.00
St. Albans, Independent.....	5	July 11.....	July 11, 1952.....	12,000.00
Union, Kanawha County.....	5	January 1, July 1.....	1920, 1925, 1930, 1935.....	5,000.00
Union, Marion County.....	5	May 31.....	May 31, 1953.....	145,000.00
Williams Independent, Mingo County.....	6	July 1.....	1926-1955.....	200,000.00
<i>Municipal Bonds</i>				
Burnsville.....	5	July 1.....	July 1, 1950.....	15,000.00
Ceredo.....	5	May 1.....	May 1, 1950.....	28,000.00
Charleston.....	5	September 1.....	September 1921-25-27.....	70,000.00
East Bank.....	6	May 1.....	May 1, 1936.....	3,000.00
Elm Grove.....	5	October 1.....	October 1, 1951.....	57,000.00

Fairmont.....	4 1/2	January 1.....	Part each January 1.....	685,000.00
Gassaway.....	6	January 1.....	May 1, 1930.....	18,500.00
Mabscott.....	5	January 1.....	1930-1950.....	30,000.00
Martinsburg.....	5	July 1.....	July 1, 1953.....	182,000.00
Montgomery.....	5	July 1.....	July 1, 1948.....	29,000.00
Parkersburg.....	5	June 1, December 1.....	Serially beginning 1931.....	114,000.00
Ronceverte.....	6	November 1.....	Serially beginning 1930.....	18,000.00
Shinnston.....	6	December 1.....	\$30,000 1930, \$500 1935.....	90,500.00
South Charleston.....	6	June 1.....	Serially beginning 1920.....	30,500.00
St. Albans.....	5	March 1.....	March 1, 1936.....	65,000.00
Welch.....	6	June 1.....	\$2,500 each June 1.....	10,000.00
Worthington.....	6	September 1.....	July 15, 1930.....	3,500.00
<i>Industrial Bonds</i>				
Charleston Milling & Produce Co.....	6	February 1, August 1.....	\$2,000 July 31, 1922-23, \$5,000 July 31, 1924 to 1932 inclusive, \$2,500 July 31, 1933.....	51,500.00
Sutton Grocery & Milling Co.....	6	March 25, September 25.....	September 25, 1915.....	15,000.00
Thatcher-Whittemore Glass Company.....	6	May 1, November 1.....	May 1, 1924.....	4,500.00
Total Bonds Owned—Workmen's Compensation Fund.....				<u>\$9,406,100.00</u>

## CLASSIFICATION OF EXPENDITURES.

TABLE NO. 1

Classification by appropriations of all expenditures made from "General School Fund," "State Fund, General Revenue," and "State Fund, Special Revenue," during the year ending June 30, 1922. (This classification shows all disbursements by the State, except the investment of the "School Fund," disbursements from Workmen's Compensation Fund, and disbursements of taxes collected for Counties, Districts and Municipalities.)

DISBURSEMENTS FROM APPROPRIATIONS WHICH ARE PAYABLE  
OUT OF GENERAL REVENUE.

For Items  
see Appro-  
priation  
Numbers

<i>Appropriation for Education</i>			
235 to 243	West Virginia University.....	\$	897,700.69
252 to 256	Potomac State School.....		65,346.46
257 to 261	New River State School.....		42,767.46
262 to 268	Marshall College, State Normal School.....		209,705.79
282 to 285	Shepherd College State Normal School.....		59,669.81
286 to 289	West Liberty State Normal School.....		63,991.98
273 to 276	Fairmont State Normal School.....		203,984.24
277 to 281	Glenville State Normal School.....		48,313.07
269 to 272	Concord State Normal School.....		189,993.26
296 to 297	Storer College.....		2,875.00
298 to 302	West Virginia Collegiate Institute.....		178,978.84
303 to 305	Bluefield Colored Institute.....		38,520.19
290 to 293	West Virginia School for the Deaf and Blind..		166,726.97
294 to 295	W. Va. School for the Colored Deaf and Blind..		26,332.84
157	Supplement to General School Fund.....		300,000.00
	<b>Total.....</b>	<b>\$</b>	<b>2,494,906.60</b>
<i>Appropriations for Boys' and Girls' Industrial Schools</i>			
194 to 197	West Virginia Industrial School for Boys.....	\$	115,239.78
198	West Virginia Industrial School for Colored Boys		641.96
199 to 200	West Virginia Industrial School for Girls.....		37,915.53
201	West Virginia Industrial School for Colored Girls		200.00
	<b>Total.....</b>	<b>\$</b>	<b>153,997.27</b>
<i>Appropriations for Ho pitals</i>			
173 to 175	Huntington State Hospital.....	\$	188,188.54
176 to 178	Spencer State Hospital.....		125,919.89
179 to 181	Weston State Hospital.....		227,695.17
192 to 193	State Colored Hospital for Insane.....		8,675.75
182 to 183	Welch Hospital No. 1.....		58,489.14
184 to 185	McKendree Hospital No. 2.....		33,570.19
186 to 187	Fairmont Hospital No. 3.....		35,089.45
188 to 189	State Tuberculosis Sanitarium.....		128,937.66
190 to 191	State Colored Tuberculosis Sanitarium.....		24,876.44
216	Hill Crest Tuberculosis Sanitarium.....		10,000.00
215	Private Hospitals.....		39,222.00
	<b>Total.....</b>	<b>\$</b>	<b>880,664.23</b>

		<i>Appropriations for Children's Home</i>	
202 to 204	West Virginia Children's Home.....	\$	16,856.89
205 to 206	West Virginia Colored Orphans' Home.....	\$	11,635.52
207	West Virginia Humane Society.....		34,767.48
		Total.....	\$ 63,259.89
		<i>Appropriations for Courts and Law Library</i>	
66 to 76	Supreme Court.....	\$	103,268.36
77 to 79	Circuit Courts.....		129,060.70
80 to 82	State Law Library.....		7,859.60
		Total.....	\$ 240,188.66
		<i>Appropriations for</i>	
83	Criminal Charges.....	\$	85,000.00
		<i>Appropriation for Maintenance of Capitol Buildings, Mansion and Grounds</i>	
50 to 51	Governor Mansion and Grounds.....	\$	69,793.34
136 to 137	Capitol Building and Grounds.....		33,844.83
142 to 143	Labor Fund Capitol Building.....		26,261.16
140	Temporary Capitol and Equipment.....		24,719.97
139	Wrecking Old Capitol Building.....		15.50
138	Repairs to Annex.....		3,272.24
141	New Capitol and Office Buildings.....		47,938.67
		Total.....	\$ 205,845.71
		<i>Appropriations for State Elective Offices and Departments</i>	
30 to 35	Auditor's Office.....	\$	66,883.10
34	Auditor's Office, Insurance Department.....		14,863.29
36 to 44	Attorney General's Office.....		33,635.22
45 to 47	Governor's Office.....		14,500.00
48 to 49	Governor's Office, Pardon Attorney.....		5,852.43
53 to 56	Treasurer's Office.....		31,323.55
57 to 58	Secretary of State's Office.....		26,000.00
59 to 65	Department of Agriculture.....		103,237.67
		Total.....	\$ 296,295.26
		<i>Appropriations for State Appointive Offices, Commissions and Boards</i>	
168 to 172	State Board of Control.....	\$	56,902.71
84 to 85	State Tax Commissioner's Office.....		39,041.34
86 to 88	State Tax Commissioner's Office, Accounting Department.....		23,881.05
89	State Tax Commissioner, Business-Profession Tax.....		56,720.81
90	State Tax Commissioner, Tax Assessment.....		23,172.44
93	Public Service Commissioners.....		18,000.00
94	Workmen's Compensation Commissioner.....		6,000.00
95 to 97	Adjutant General.....		24,016.51
156	Militia and Law and Order.....		47,828.63
98 to 108	Department of Mines.....		115,331.36
109 to 114	Department of Commissioner of Banking.....		30,591.17
219 to 224	Forestry, Fish and Game Warden.....		1,029.99
115 to 124	Bureau of Labor.....		31,807.72
125 to 132	Department of Archives and History.....		12,215.38
133 to 135	State Health Department.....		74,559.01
228	Commissioner of Pharmacy.....		3,245.44
229	Berkeley Springs Board.....		500.00
230	Rumseyan Society.....		686.10
154 to 155	Bureau of Negro Welfare and Statistics.....		6,091.67
232 to 233	State Hotel Inspector.....		2,809.86
150	Sinking Fund Commission.....		7,954.67
91 to 92	Commissioner of Prohibition.....		51,639.34
156	Prohibition Expense—Emergency Fund.....		840.95
		Total.....	\$ 634,866.15

	<i>Appropriation for</i>	
208	Insurance on Public Buildings.....	\$ 50,000.00
	<i>Appropriation for</i>	
244 to 249	Agricultural Experiment Station.....	\$ 137,847.63
	<i>Appropriation for</i>	
209 to 214	State Geological and Economic Survey.....	\$ 48,568.55
	<i>Appropriation for</i>	
161	Printing, Binding and Stationery.....	\$ 137,600.49
	<i>Appropriation for</i>	
52	Civil Contingent.....	\$ 13,073.11
	<i>Appropriations for Extraordinary Purposes</i>	
225 to 227	Pt. Pleasant Monument.....	\$ 6,561.44
231	Vicksburg Monument.....	3,121.83
148 to 149	Expense of Oil and Gas Tax Litigation.....	\$ 23,693.87
156	Emergency Fund.....	1,328.40
158	Aid to Mrs. Chas. Walker.....	600.00
160	Relief to Soldiers.....	41,425.31
152 to 153	Recodification Commission.....	12,525.36
151	Child Welfare Commission.....	2,887.91
159	Interest on Temporary Loan.....	5,695.91
218	Drug Addicts.....	1,739.33
	Total.....	\$ 99,579.36
	<i>Appropriations for Miscellaneous Purposes</i>	
217	Florence Crittenden Home.....	\$ 3,050.00
146	Legislative Manual and Hand Book.....	8,000.00
145	Keeper of Rolls.....	300.00
144	Publishing List Delinquent Corporations.....	248.00
	Total.....	\$ 11,598.00
	<i>Appropriation for</i>	
162 to 166	Session of West Virginia Legislature.....	\$ 61,871.61
	<i>Appropriation for</i>	
147	Virginia Debt Expense.....	\$ 45.44
	<i>Appropriation for</i>	
167	Department of Public Safety.....	\$ 437,713.08
	<i>Appropriation for</i>	
250 to 251	Demonstration Community Packing House....	\$ 21,027.20
	<i>Appropriation for</i>	
234	West Virginia Penitentiary.....	\$ 20,000.00

**DISBURSEMENTS FROM APPROPRIATIONS WHICH ARE PAYABLE  
OUT OF "SPECIAL REVENUE."**

	<i>Appropriations for Education</i>	
1 to 29	Total disbursements from "General School Fund".....	\$ 1,506,631.70
346	West Virginia University.....	449,935.98
349	Potomac State School.....	18,114.86
350	New River State School.....	15,814.73
351	Marshall College State Normal School.....	78,633.92



	355	Shepherd College State Normal School.....	15,205.84
	356	West Liberty State Normal School.....	25,123.53
	353	Fairmont State Normal School.....	7,687.56
	354	Glenville State Normal School.....	12,256.34
	352	Concord State Normal School.....	20,546.74
342 to	345	State Vocational Board.....	31,850.30
	358	West Virginia Collegiate Institute.....	47,854.06
	359	Bluefield Colored Institute.....	10,546.83
	357	School for Deaf and Blind.....	10,897.75
		<b>Total.....</b>	<b>\$ 2,251,100.14</b>

*Appropriations for Boys' and Girls' Industrial Schools*

	329	West Virginia Industrial School for Boys.....	\$ 1,002.17
	330	West Virginia Industrial Home for Girls.....	494.26
		<b>Total.....</b>	<b>\$ 1,496.43</b>

*Appropriations for Hospitals*

	322	Huntington State Hospital.....	\$ 38,398.23
	323	Weston State Hospital.....	26,461.78
	331	Colored Hospital for the Insane.....	27.98
	324	Welch Hospital No. 1.....	20,799.33
	325	McKendree Hospital No. 2.....	5,797.33
	326	Fairmont Hospital No. 3.....	11,321.84
	327	State Tuberculosis Sanitarium.....	23,987.44
	328	Colored Tuberculosis Sanitarium.....	1,650.04
		<b>Total.....</b>	<b>\$ 128,443.97</b>

*Appropriation for*

	320	West Virginia Penitentiary.....	\$ 191,770.91
--	-----	---------------------------------	---------------

**APPROPRIATION FOR STATE ELECTIVE OFFICES***Auditor's Office—Fire Marshal*

	306	General Expense of Fire Marshal.....	\$ 39,963.64
	307	Investment Company Fees.....	5,749.63

*Commissioner of Agriculture*

	310	Fertilizer Tag Fund.....	\$ 13,475.18
	310	Nurserymen's Registration Certificates.....	1,684.72
	310	Pure Stock Food.....	33,894.20
	310	Sire Registration.....	215.00
		<b>Total.....</b>	<b>\$ 94,982.37</b>

*Appropriations for State Appointive Offices, Commissions and Boards*

	309	Tax Commissioner's Office, Auditing Counties, Districts and Municipalities.....	\$ 42,533.56
	308	Adjutant General's Office.....	111.46
	317	Public Service Commission, Special License Tax	78,047.74
	321	State Board of Control.....	1,127.88
	318	Forestry, Game and Fish Warden (Hunter's License).....	1,908.94
	319	Fish and Game Commission.....	48,288.77
	334	Hotel Inspector.....	3,466.29
	338	State Board of Dental Examiners.....	1,297.39
	339	Veterinary Examining Board.....	260.32
311 to	313	State Board of Health.....	8,705.09
	340	State Board of Embalmers.....	656.16
	341	State Board of Examiners for the Examination and Registration of Nurses.....	1,560.18

314	Architects Examining Board.....		1,102.85
315	Engineer's Registration Board.....		1,780.52
342	State Board of Optometry.....		589.89
337	Berkeley Springs Board.....		247.41
316	Council of Defense War Fund.....		889.08
	Total.....	\$	192,573.53
	<i>Appropriation for</i>		
333	Insurance on Public Buildings.....	\$	10,030.68
	<i>Appropriation for</i>		
347	Agricultural Experiment Station.....	\$	53,231.88
	<i>Appropriation for</i>		
332	State Geological and Economic Survey.....	\$	14,803.65
	<i>Appropriations for Extraordinary Purposes</i>		
335	Point Pleasant Monument.....	\$	2,503.40
336	Rumseyan Monument.....		78.47
	Total.....	\$	2,581.87
	<i>Appropriation for</i>		
348	Demonstration Community Packing House....	\$	2,668.12
	Grand Total.....	\$	9,037,631.79
	Distributed as follows:		
	General Revenue.....	\$	6,093,948.24
	Special Revenue.....		2,943,683.55
	Total.....	\$	9,037,631.79

**RECAPITULATION OF CLASSIFICATION BY APPROPRIATIONS OF  
ALL EXPENDITURES MADE FROM THE GENERAL SCHOOL  
FUND AND STATE FUND DURING THE YEAR ENDING  
JUNE 30, 1922.**

	Disbursed from General Revenue	Disbursed from Special Revenue	Total
Education.....	\$2,494,906.60	\$2,251,100.14	\$ 4,746,006.74
Boys' and Girls' Industrial Schools.....	153,997.27	1,496.43	155,493.70
Hospitals.....	880,664.23	128,443.97	1,009,108.20
Children's Homes.....	63,259.89	.....	63,259.89
Courts and Law Library....	240,188.66	.....	240,188.66
Criminal Charges.....	85,000.00	.....	85,000.00
Maintenance Capitol Build- ings, Mansion and Grounds	205,845.71	.....	205,845.71
State Elective Offices and Departments.....	296,295.26	94,982.37	391,277.63
State Appointive Offices and Boards.....	634,866.15	192,573.53	827,439.68
Insurance on Public Build- ings.....	50,000.00	10,030.68	60,030.68
Agricultural Experiment Sta- tion.....	137,847.63	53,231.88	191,079.51
Geological and Economic Survey.....	48,568.55	14,803.65	63,372.20
Printing, Binding and Sta- tionery.....	137,600.49	.....	137,600.49
Civil Contingent Fund.....	13,073.11	.....	13,073.11
Extraordinary Purposes....	99,579.36	2,581.87	102,161.23
Miscellaneous Purposes....	11,598.00	.....	11,598.00
West Virginia Legislature...	61,871.61	.....	61,871.61
Department of Public Safety	437,713.08	.....	437,713.08
Community Packing House..	21,027.20	2,668.12	23,695.32
West Virginia Penitentiary..	20,000.00	191,770.91	211,770.91
Virginia Debt Expense.....	45.44	.....	45.44
<b>Total.....</b>	<b>\$6,093,948.24</b>	<b>\$2,943,683.55</b>	<b>\$ 9,037,631.79</b>
State Road Commission.....	.....	4,825,200.99	4,825,200.99
Virginia Debt Payment and Interest.....	.....	678,140.80	678,140.80
<b>Grand Total.....</b>	<b>\$6,093,948.24</b>	<b>\$8,447,025.34</b>	<b>\$14,540,973.58</b>

CLASSIFICATION OF EXPENDITURES.

TABLE NO. 2

Classification by Departments and Institutions of all Expenditures made from "General School Fund," "State Fund, General Revenue," and "State Fund, Special Revenue," during the year ending June 30, 1922, showing expenditures out of the "general" and "special" revenue under two general heads—"Buildings and Lands, Repairs and Improvements" and "All Other Purposes." (This classification shows all disbursements by the State, except the Investment of the "School Fund," disbursements from "Workmen's Compensation Fund," and Disbursements of Taxes collected for Counties, Districts and Municipalities.)

EXPENDED FOR	From General Revenue		From Special Revenue		Grand Total All Purposes
	Buildings and Land Repairs and Improvements	All Other Purposes	Buildings and Land Repairs and Improvements	All Other Purposes	
State Department of Schools other than aid to local schools.....	\$.....	\$.....	\$.....	\$ 287,061.70	\$ 287,061.70
State Aid to Local Schools.....	.....	300,000.00	.....	1,219,570.00	1,519,570.00
Auditor's Office.....	.....	66,883.10	.....	.....	66,883.10
Auditor's Office, Insurance Department.....	.....	14,863.29	676.93	5,749.63	20,612.92
Auditor's Office, Fire Marshal.....	.....	.....	.....	39,286.71	39,963.64
Attorney General's Office.....	.....	33,635.22	.....	.....	33,635.22
Governor's Office.....	.....	14,500.00	.....	.....	14,500.00
Pardon Attorney.....	.....	5,852.43	.....	.....	5,852.43
Governor's Mansion and Ground.....	732.27	2,591.87	.....	.....	3,324.14
Civil Contingent Fund.....	.....	13,073.11	.....	.....	13,073.11
State Treasurer.....	.....	31,323.55	.....	.....	31,323.55
Secretary of State.....	.....	26,000.00	.....	.....	26,000.00
Department of Agriculture.....	.....	103,237.67	.....	49,269.10	152,506.77
Supreme Court.....	.....	103,268.36	.....	.....	103,268.36
Circuit Courts.....	.....	129,060.70	.....	.....	129,060.70
State Law Library.....	.....	7,859.60	.....	.....	7,859.60
Criminal Charges.....	.....	85,000.00	.....	.....	85,000.00
Adjutant General.....	.....	24,016.51	.....	111.46	24,127.97
State Tax Commissioner's Office.....	.....	39,041.34	.....	.....	39,041.34
State Tax Commissioner, Accounting.....	.....	23,881.05	.....	.....	23,881.05

State Tax Commissioner, Business-Profession Tax.....	56,720.81	56,720.81	56,720.81
State Tax Commissioner, Tax Assessments.....	23,172.44	23,172.44	23,172.44
State Tax Commissioner, Auditing Counties and Municipalities.....		42,533.56	42,533.56
Commissioner of Prohibition.....	51,639.34	51,639.34	51,639.34
Emergency Appropriation.....	49,997.98	49,997.98	49,997.98
Public Service Commission, Salary.....	18,000.00	18,000.00	18,000.00
Public Service Commission, Public Service Act.....		78,047.74	78,047.74
Workmen's Compensation Commissioner, Salary.....	6,000.00	6,000.00	6,000.00
Mining Department.....	115,331.36	115,331.36	115,331.36
Banking Commissioner.....	30,591.17	30,591.17	30,591.17
Bureau of Labor.....	31,807.72	31,807.72	31,807.72
Archives and History.....	12,215.38	12,215.38	12,215.38
Department of Health.....	74,559.01	74,559.01	83,264.10
Wrecking Old Capitol Building.....	15.50	15.50	15.50
Capitol Building and Ground.....	21,698.71	21,698.71	37,117.07
Temporary Capitol Building and Equipment.....		24,719.97	24,719.97
New Capitol and Office Buildings.....	47,938.67	47,938.67	47,938.67
New Mansion.....	66,469.20	66,469.20	66,469.20
Labor Fund—Capitol Building.....	26,261.16	26,261.16	26,261.16
Publishing List of Delinquent Corporations.....	248.00	248.00	248.00
Keeper of Rolls.....	300.00	300.00	300.00
Hand Book and Manual.....	8,000.00	8,000.00	8,000.00
Virginia Debt Expense.....	45.44	45.44	45.44
Sinking Fund Commission.....	7,954.67	7,954.67	7,954.67
Oil and Gas Tax Litigation.....	23,693.87	23,693.87	23,693.87
Child Welfare Commission.....	2,887.91	2,887.91	2,887.91
Re-Codification Commission.....	12,525.36	12,525.36	12,525.36
Bureau of Colored Welfare and Statistics.....	6,091.67	6,091.67	6,091.67
World War Veterans.....	41,425.31	41,425.31	41,425.31
Printing, Binding and Stationery.....	137,600.49	137,600.49	137,600.49
West Virginia Legislature.....	61,871.61	61,871.61	61,871.61
Aid to Mrs. Chas. Walker.....	600.00	600.00	600.00

CLASSIFICATION OF EXPENDITURES—Continued.

EXPENDED FOR	From General Revenue		From Special Revenue		Grand Total
	Buildings and Land Repairs and Improvements	All Other Purposes	Buildings and Land Repairs and Improvements	All Other Purposes	
Interest on Temporary Loan.....		5,695.91			5,695.91
Architects, Examining Board.....				1,102.85	1,102.85
Engineers, Registration Board.....				1,780.52	1,780.52
State Council of Defense—War Fund.....				889.08	889.08
State Road Commission.....			4,825,200.99		4,825,200.99
Virginia Debt Payment.....			678,140.80		678,140.80
Department of Public Safety.....		437,713.08			437,713.08
State Board of Control.....		56,902.71		1,127.88	58,030.59
Huntington State Hospital.....	63,188.54	125,000.00	21,137.40	17,260.83	226,586.77
Spencer State Hospital.....	12,915.37	113,004.52			125,919.89
Weston State Hospital.....	41,998.25	185,696.92			227,695.17
Welch Hospital No. 1.....	13,489.14	45,000.00	12,441.44	14,020.34	75,950.92
McKendree Hospital No. 2.....	5,751.62	27,818.57	1,029.17	19,770.16	39,369.52
Fairmont Hospital No. 3.....	4,637.72	30,451.73	2,571.13	8,750.71	46,411.29
State Tuberculosis Sanitarium.....	28,937.66	100,000.00	3,669.36	20,318.08	152,925.10
State Colored Tuberculosis Sanitarium.....	5,962.82	18,913.62	777.43	872.61	26,526.48
West Virginia School for Deaf and Blind.....	78,231.02	88,495.95	5,856.32	5,041.43	177,624.72
West Virginia School for Colored Deaf and Blind.....	22,201.75	4,131.09			26,332.84
West Virginia Industrial School for Boys.....	27,382.80	87,856.98	590.74	411.43	116,241.95
West Virginia Industrial School for Colored Boys.....	641.96				641.96
West Virginia Industrial School for Colored Girls.....	5,842.84	32,072.69	486.21	8.05	38,409.79
West Virginia Industrial Home for Colored Girls.....	200.00				200.00
West Virginia Children's Home.....	4,920.59	11,936.30			16,856.89
West Virginia Colored Orphan Home.....	6,783.19	4,852.33			11,635.52
West Virginia Colored Hospital for Insane.....	1,066.15	7,609.60		27.98	8,703.73
West Virginia Children's Guardians.....		34,767.48			34,767.48

West Virginia State Penitentiary.....	.....	9,377.07	182,393.84	211,770.91
State Geological and Economical Survey.....	.....	.....	14,803.65	63,372.20
Forestry, Game and Fish Warden.....	.....	.....	1,908.94	2,938.93
Fish and Game Commission.....	.....	.....	48,288.77	48,288.77
Community Packing House.....	15,000.00	2,651.57	.....	23,695.32
Florence Crittenden Home.....	.....	.....	.....	3,050.00
Commission of Pharmacy.....	.....	.....	.....	3,245.44
Hotel Inspector.....	.....	.....	3,466.29	6,276.15
Point Pleasant Monument.....	5,407.05	2,315.61	187.79	9,064.84
Insurance on Public Buildings.....	.....	.....	10,030.68	60,030.68
Rumseyan Society.....	686.10	78.47	.....	764.57
Berkeley Springs Board.....	.....	.....	247.41	747.41
Dental Board.....	.....	.....	1,297.39	1,297.39
Veterinary Examining Board.....	.....	.....	260.32	260.32
State Board of Embalmers.....	.....	.....	656.16	656.16
State Board of Examiners for Nurses.....	.....	.....	1,560.18	1,560.18
Optometry Board.....	.....	.....	589.89	589.89
Drug Addicts.....	.....	.....	.....	1,739.33
Vicksburg Monument.....	.....	.....	3,121.83	3,121.83
Hill Crest Tuberculosis Sanitarium.....	.....	.....	10,000.00	10,000.00
City Hospital—Spencer.....	.....	.....	488.00	488.00
Grafton City Hospital—Grafton.....	.....	.....	30.00	30.00
Kanawha Valley Hospital—Charleston.....	.....	.....	246.00	246.00
Kimball Hospital—Kimball.....	.....	.....	3,288.00	3,288.00
Mercer Sanitarium—Bluefield.....	.....	.....	202.00	202.00
Reynolds Memorial Hospital—Glendale.....	.....	.....	2,438.00	2,438.00
St. Joseph's Hospital—Parkersburg.....	.....	.....	1,114.00	1,114.00
Wheeling Hospital—Wheeling.....	.....	.....	4,672.00	4,672.00
Salvation Army—Charleston.....	.....	.....	1,068.00	1,068.00
McMillan Hospital—Charleston.....	.....	.....	196.00	196.00
Hoffman Hospital—Keyser.....	.....	.....	106.00	106.00
Charleston General Hospital—Charleston.....	.....	.....	98.00	98.00
Coal Valley Hospital—Montgomery.....	.....	.....	718.00	718.00
Logan Hospital—Logan.....	.....	.....	480.00	480.00
Princeton Hospital—Princeton.....	.....	.....	162.00	162.00
Cook Hospital—Fairmont.....	.....	.....	144.00	144.00
Davis Memorial Hospital—Elkins.....	.....	.....	82.00	82.00
Marlinton General Hospital—Marlinton.....	.....	.....	.....	242.00

CLASSIFICATION OF EXPENDITURES—Continued.

EXPENDED FOR	From General Revenue		From Special Revenue		Grand Total
	Buildings and Land Improvements	All Other Purposes	Buildings and Land Repairs and Improvements	All Other Purposes	
Glendale Hospital—Mountsville.....		580.00			580.00
Ohio Valley General Hospital—Wheeling.....		7,557.00			7,557.00
St. Mary's Hospital—Clarksburg.....		1,182.00			1,182.00
Kessler-Hatfield Hospital—Huntington.....		3,579.00			3,579.00
King's Daughters Hospital—Martinsburg.....		1,029.00			1,029.00
Mt. Hope Hospital—Huntington.....		190.00			190.00
The Lomax Hospital—Bluefield.....		758.00			758.00
City Hospital—Martinsburg.....		2,620.00			2,620.00
St. Francis Hospital—Charleston.....		882.00			882.00
Roane County Hospital—Spencer.....		829.00			829.00
City Hospital—Elkins.....		508.00			508.00
City Hospital—Parkersburg.....		644.00			644.00
Allegheny Heights Hospital—Davis.....		112.00			112.00
Bluefield Sanitarium—Bluefield.....		2,890.00			2,890.00
West Virginia University.....	254,947.47	88.00			88.00
Agricultural Experiment Station.....	55,075.30	642,753.22	9,549.35	440,386.63	1,347,636.67
New River State School.....	14,444.62	82,772.33	2,194.44	51,037.44	191,079.51
Potomac State School.....	15,974.77	28,322.84		15,814.73	58,582.19
Marshall College Normal.....	65,443.67	49,371.69		18,114.86	83,461.32
Shepherd College Normal.....	14,936.33	144,262.12	13,461.29	65,172.63	288,339.71
West Liberty Normal.....	30,000.00	44,733.48	2,168.47	13,037.37	74,875.65
Fairmont Normal.....	138,120.58	33,991.98	9,276.93	15,846.60	89,115.51
Glenville Normal.....	5,481.20	65,863.66		7,687.56	211,671.80
Concord Normal.....	134,071.01	42,831.87		12,256.34	60,569.41
Storer College.....		55,922.25		20,546.74	210,540.00
West Virginia Collegiate Institute.....	90,765.64	2,875.00			2,875.00
Bluefield Colored Institute.....	5,397.96	88,213.20	212.21	47,641.85	226,832.90
Vocational Board.....		33,122.23		10,546.83	49,067.02
Total.....	\$ 1,306,741.97	\$ 4,787,206.27	\$ 102,668.26	\$ 8,344,357.08	\$ 14,540,973.58



## CLASSIFICATION OF EXPENDITURES.

TABLE NO. 3

Classification by items of all expenditures made from the "General School Fund," "State Fund, General Revenue," and "State Fund, Special Revenue" during the year ending June 30, 1922.

(This classification shows all disbursements by the State, except the investment of the "School Fund" disbursements from "Workmen's Compensation Fund," and disbursements of taxes collected for Counties, Districts and Municipalities.)

Expenditures for Salaries, Labor and Compensation for the following purposes:

Education:	
Salaries.....	\$ 1,518,968.67
Labor.....	18,777.97
Compensation.....	20,399.18
Boys' and Girls' Industrial Schools:	
Salaries.....	62,412.76
Hospitals:	
Salaries.....	246,617.17
Labor.....	8,066.05
Children's Homes:	
Salaries.....	29,043.70
Labor.....	543.40
Courts and Libraries:	
Salaries.....	191,600.99
Penitentiary:	
Salaries.....	79,256.64
Capitol Buildings, Mansion and Grounds:	
Salaries.....	31,271.16
Labor.....	870.37
State Elective Offices and Departments:	
Salaries.....	266,911.21
State Appointive Offices, Commissions and Boards:	
Salaries.....	566,591.31
Compensation.....	25,550.93
Agricultural Experiment Station:	
Salaries.....	81,149.49
Labor.....	540.59
State Geological and Economic Survey:	
Salaries.....	31,481.06
Total Salaries, Labor and Com-	
pensation.....	\$3,180,052.65
Traveling expense and expense accounts.....	242,909.54
Repairs and improvements.....	428,684.05
Repairs and improvements from current expense.....	14,950.56
Buildings and land.....	918,307.51
Rent of land, houses and offices.....	12,346.01
Postage.....	31,196.03
Telephone and tolls.....	21,010.44
Telegraph.....	5,377.90
Freight, express and drayage.....	42,168.93
Office furniture.....	30,961.97
Stationery.....	16,803.94
Office supplies.....	22,389.23
Adding machines and repairs.....	1,262.14
Typewriters and repairs.....	10,037.73
Addressographs and supplies.....	3,633.36
Mimeograph and supplies.....	1,233.82
Dictagraph and supplies.....	1,936.24
Tabulating machine and supplies.....	939.74
Comptometer.....	300.00

Beef.....	57,981.63
Pork.....	15,137.47
Poultry.....	2,811.16
Fish.....	1,031.39
Oysters.....	653.08
Bologna and sausage.....	134.19
Canned meats.....	3,154.59
Other meats.....	275.41
Eggs.....	8,717.20
Butter.....	7,374.22
Olomargarine.....	14,085.87
Lard.....	6,789.24
Milk.....	9,164.99
Ice cream.....	378.79
Cheese.....	2,838.14
Flour.....	44,536.36
Meal.....	852.88
Bread.....	10,592.97
Crackers.....	1,700.63
Macaroni.....	1,462.36
Hominy.....	1,421.95
Sugar.....	10,836.46
Coffee.....	8,035.03
Tea.....	190.85
Potatoes.....	17,448.84
Beans.....	8,599.00
Onions.....	1,073.58
Cabbage and kraut.....	826.78
Rice.....	5,259.11
Cereals.....	3,451.82
Canned tomatoes.....	4,055.30
Canned corn.....	921.32
Canned beans.....	393.60
Canned peas.....	1,914.85
Other canned vegetables.....	738.14
Fresh tomatoes.....	470.05
Fresh corn.....	268.74
Fresh beans.....	2,088.68
Other fresh vegetables.....	2,349.53
Canned cherries.....	533.30
Canned peaches.....	2,100.20
Canned pears.....	1,362.92
Canned plums.....	837.23
Canned apricots.....	626.95
Canned apples.....	472.47
Canned pineapple.....	840.77
Other canned fruits.....	1,026.52
Fresh peaches.....	74.40
Frech apples.....	1,262.06
Other fresh fruits.....	4,131.75
Dried apricots.....	386.38
Dried peaches.....	4,914.54
Dried prunes.....	5,636.48
Dried apples.....	3,001.95
Other dried fruits.....	1,221.34
Syrup.....	4,045.65
Pepper.....	261.47
Salt.....	1,467.47
Spices.....	40.22
Yeast.....	1,714.77
Baking powder.....	1,013.15
Vinegar.....	320.15
Ketchup sauces.....	540.34

Flavoring extracts .....	214.58
Dried corn.....	1,810.52
Other food supplies.....	4,544.79
Canning supplies.....	3,537.23
Refunds to pay patients and students.....	2,945.69
Refunds and transfers.....	27,945.29
Tobacco.....	3,749.25
Snuff.....	626.97
Laundry.....	16,537.46
Laundry soap.....	5,947.09
Toilet soap.....	2,398.89
Gold dust.....	434.70
Other cleansers.....	3,910.91
Other laundry supplies.....	4,157.93
Supplies for making brooms.....	1,121.43
Brooms.....	2,366.71
Mops and brushes.....	1,904.08
Toilet paper.....	3,165.50
Disinfectants.....	2,303.60
Other janitor supplies.....	4,754.20
Ammonia.....	1,072.78
Table silver.....	980.88
Table linen and towels.....	872.38
Table china.....	2,958.89
Kitchen equipment.....	1,058.56
Kitchen utensils.....	2,603.36
Furniture, other than office.....	11,877.28
Springs, cots and bedsteads.....	2,837.50
Carpets and rugs.....	4,266.15
Mattresses.....	2,212.36
Quilts and blankets.....	10,026.00
Sheets and cases.....	5,407.01
Upholstering supplies.....	712.46
Other bedding.....	651.62
Other household supplies.....	1,548.62
Shoes.....	7,510.53
Shoe repairs.....	999.26
Leather.....	3,065.70
Clothing.....	21,441.45
Dry goods.....	29,098.40
Notions.....	725.70
Window shades and curtains.....	1,556.31
Amusements.....	1,386.42
Religious services.....	445.00
Funeral expenses.....	5,433.65
Transportation patients.....	8,551.40
Expense escaped patients.....	652.82
Rewards.....	1,071.00
Discharged prisoners.....	2,919.35
Coal.....	47,520.13
Gas.....	67,386.26
Electricity.....	22,907.27
Gasoline.....	7,780.57
Lubricating oil.....	4,831.17
Illuminating oil.....	2,900.96
Water.....	15,435.56
Ice.....	6,017.89
Gas fixtures.....	352.87
Electrical fixtures and supplies.....	13,116.91
Plumbing supplies.....	7,090.54
Barbering and supplies.....	398.95
Advance allowances.....	7,239.41
Cattle.....	5,647.37

Horses.....	2,503.29
Hogs.....	1,943.08
Sheep.....	233.50
Chickens.....	42.50
Dairy feed.....	5,815.59
Corn.....	2,062.47
Oats.....	2,969.11
Chop and middlings.....	5,623.91
Bran.....	1,824.85
Hay.....	3,840.89
Straw.....	794.55
Other feed.....	3,539.23
Sacks and bags.....	110.33
Fertilizer.....	5,114.35
Seeds.....	5,485.25
Plants.....	1,947.33
Vehicles.....	351.67
Automobiles and trucks.....	9,546.12
Harness and stable supplies.....	816.09
Vehicle repairs.....	288.10
Automobile repairs.....	12,113.41
Blacksmithing and material.....	1,370.84
Paint, oil and varnish.....	1,760.46
Engine room supplies.....	2,412.16
Engine room repairs.....	1,625.95
Farm machinery.....	3,895.59
Farm tools.....	1,968.60
Other machinery.....	747.95
Other tools.....	224.22
Other farm supplies.....	5,133.78
Miscellaneous hardware.....	12,355.09
Library books.....	27,930.45
Text books and school supplies.....	37,149.14
Maps and blue prints.....	841.93
Newspapers.....	2,581.06
Magazines.....	2,137.07
Other publications.....	2,395.89
Printing and advertising.....	9,066.23
Drugs.....	18,292.28
Surgical instruments and supplies.....	4,195.74
Hospital furniture and fixtures.....	6,619.54
Other hospital supplies.....	6,613.14
Medical attendance.....	8,581.56
Dental work.....	339.50
Veterinary service and supplies.....	645.05
Notary fees.....	17.25
Tax on land.....	20.84
Interest on loan.....	14.54
Court costs.....	977.91
Protested check returned.....	10.00
Spectacles.....	25.00
Flags.....	39.80
Damage to crops by cattle.....	33.00
Musical instruments and supplies.....	2,990.90
Athletic supplies and expenses.....	44,654.26
News clippings.....	475.00
Photographs and supplies.....	5,686.26
Films and slides.....	2,011.24
Convict labor (W. Va. Penitentiary).....	1,185.75
J. Z. Terrell, trustee for convict laborers.....	354.50
Treatment colored tubercular patients.....	150.72
Board and lodging for wards (children).....	1,608.09
Maryland School for Blind, board and tuition.....	3,368.89

State Tubercular Sanitarium, treatment of boy.....	77.00
Reynolds Memorial Hospital, treatment of prisoner.....	65.00
Treatment of patients, Hill Crest Tubercular Sanitarium...	10,000.00
Treatment laborers and others, sundry hospitals.....	39,222.00
Execution of convicts.....	50.00
Suit cases.....	54.00
Pistols and ammunition.....	415.53
Bloodhounds for W. Va. Penitentiary.....	125.00
Supplies for coal mine, W. Va. Penitentiary.....	3,619.82
Geological maps and reports.....	16,953.74
Packing house equipment.....	996.12
Meals for men fighting fire.....	10.45
Supplies and equipment for Forest Fire Stations.....	701.51
Supplies for State Game Farm.....	874.70
Bounty claims.....	555.00
Printing hunters' license and game laws.....	1,286.28
Southern W. Va. Fire Protective Association, fire protection	858.20
Treatment of drug addicts.....	1,739.33
Monument and markers at Vicksburg.....	3,044.00
Printing, binding and stationery.....	164,231.49
Printing and binding Supreme Court Reports.....	15,184.07
Reprinting and binding Supreme Court Reports.....	25,907.66
Aid to local schools.....	1,519,570.00
Witness fees and criminal charges.....	85,000.00
Overdraft (Public Service Commission).....	9,017.44
Pay for Enrolled Militia (Mingo).....	11,869.36
Pay for National Guard (Mingo).....	13,509.72
Subsistence and quarters (Mingo).....	12,508.10
State Aid to Fairs.....	22,544.84
Furniture and fixtures Temporary Capitol.....	24,719.97
New Capitol and Office Building Expenditure.....	47,938.67
World War Veterans.....	41,425.31
West Virginia Legislature.....	61,871.61
Expense, Oil and Gas Tax Litigation.....	15,718.31
Expense, Pennsylvania and Ohio vs. W. Va. Litigation.....	7,975.56
Other legal services and attorney fees.....	649.26
Publishing sale of delinquent land.....	3,474.78
Publishing list of delinquent taxes.....	498.37
Publishing list of delinquent corporations.....	248.00
Rehabilitation supplies.....	1,990.48
Rehabilitation tuition.....	4,379.49
Interest on bonds purchased for The School Fund.....	3,234.23
Red Cross Seals or Stamps.....	50.00
Aid to destitute families.....	100.00
Badges.....	134.78
Reporting fires (Fire Marshal).....	625.48
Apiary supplies.....	158.77
Supplies for exhibits.....	2,010.09
Fertilizers and stock food tags.....	4,503.23
Nursery registration tags.....	150.65
Cattle ear tags.....	631.41
Shipping tags.....	89.05
Indemnities paid for cattle.....	6,258.23
Supplies for Mine Rescue Stations.....	5,391.10
Meals for prisoners (Mingo).....	847.60
Pay of officers attending school (Militia).....	357.00
Repairs to Property (Militia).....	201.14
Company supplies (Militia).....	485.35
Steel lockers (Militia).....	1,998.56
Examination of recruits (Militia).....	495.19
Health Survey Expense.....	9,392.63
Legislative Hand Book and Manual.....	8,000.00
Mrs. Chas. Walker, assistance, death of husband.....	600.00

Interest on temporary loan.....	5,695.91
Supplies for cheese factory.....	2,490.61
Supplies for creamery.....	11,281.85
Advanced registry testing.....	960.86
Dairy testing.....	747.52
Dairy supplies.....	2,069.27
Groceries for Reymann Farms.....	1,441.24
Supplies for department of horticulture.....	1,667.51
Supplies for plant department.....	330.98
Demonstration supplies.....	798.63
Expense of Farmer's Week.....	1,062.38
4-H Camp expense.....	10,000.00
Expense of mock courts in College of Law.....	90.12
Sheriff Kanawha County, Cabin Creek District bond.....	444.50
Sheriff Lewis County balance on Hacker's District bond....	154.16
Sinking Fund Commission interest on Endowment Interest bond.....	28.43
Boarding House Expense:	
Salaries.....	31,939.23
Food supplies.....	123,306.12
Other expense.....	22,515.26
Cadet supplies.....	6,491.55
Model school supplies.....	822.67
Blackboard supplies.....	293.22
Public exercise.....	5,059.72
Prizes and awards.....	1,637.10
Diplomas and certificates.....	2,394.58
Ordnance supplies stolen.....	346.55
Catalogues and bulletins.....	14,028.12
Mechanical department.....	88.95
Manual training supplies.....	1,017.27
Engineering supplies.....	579.51
Home Economic supplies.....	5,719.50
Special Council of Defense (University).....	768.23
Expense of publishing school papers.....	3,123.13
First National Bank of Keyser, payment of loan.....	5,000.00
Association dues.....	1,103.50
Tree surgery.....	518.86
Laboratory Expense:	
Equipment.....	34,934.73
Subjects.....	1,349.78
Other supplies.....	5,118.66
Supplies for Medical School.....	3,225.39
Supplies for College of Engineering.....	9,154.18
Supplies for Department of Animal Husbandry.....	665.56
Spray supplies.....	1,750.19
Recording fees.....	12.50
Poultry feed and supplies.....	2,786.43
Safety appliances.....	209.33
Premium on official bonds.....	951.15
Premium on alcohol bonds.....	10.00
Premium on Insurance, Public Buildings.....	60,030.68
Premium on Insurance cement stored.....	3.66
Premium on Burglary Insurance.....	1,328.40
Department of Public Safety:	
Salaries and compensation.....	246,538.48
Transportation and travel.....	16,109.60
Subsistence.....	99,623.91
Horses, feed and equipment.....	7,173.15
Autos and supplies.....	9,642.46
Uniforms, clothing and equipment.....	23,656.99
Rent.....	3,276.27
Premium on bonds of men.....	6,643.66

Premium Workmen's Compensation.....		544.57	
Office supplies and expense.....		5,679.71	
Firearms and ammunition.....		14,029.42	
Legal services.....		144.25	
Hospital and medical services.....		3,258.05	
Sundry supplies and expenses.....		1,392.56	
Total Public Safety.....	\$437,713.08		
Grand Total.....		\$ 9,352,746.20	
Less Refunds to Appropriations.....	\$ 8,981.20		
Less Discount for Cash.....	4,312.98		
Less Freight paid and deducted.....	1,820.23		15,114.41
Total.....		\$ 9,037,631.79	
State Road Commission.....		4,825,200.99	
Virginia Debt payment.....		678,140.80	
Grand Total.....		\$14,540,973.58	

**GENERAL REVENUE APPROPRIATIONS CANCELED BY EXPIRATION.**

The following table shows General Revenue Appropriations remaining unexpended August 29, 1922, which canceled by expiration (Section 8 of Chapter 17 provided that appropriations remaining undrawn at the end of three years after passage of the appropriation act shall cancel); as amended by 1917 Legislature provides that all undrawn appropriations (except for Buildings and Lands) shall expire sixty days after end of year for which appropriated. The sixty days being allowed for payment of former year bills.

<b>Treasurer's Office:</b>			
Salaries of Clerks and Stenographers.....	\$	295.12	
File Cases, purchase of.....		502.65	
<b>Attorney General:</b>			
Contingent Expense.....		10.88	
Replacement of Law Books.....		1.54	
<b>Commissioner of Agriculture:</b>			
Salaries of Clerks and Stenographers.....		85.00	
Diseased Animals.....		49.15	
Crop Pest.....		.92	
Special Agents.....		1.54	
Travel Expense Chief Bureau of Markets.....		31.26	
Travel Expense of Commissioner.....		570.24	
Contingent Expenses.....		.54	
Aid to Fairs.....		.27	
<b>Pardon Attorney:</b>			
Current and Contingent Expenses.....		155.37	
<b>Civil Contingent Fund (Governor's)</b> .....		3,139.76	
Militia, support of.....		2.90	
<b>Supreme Court:</b>			
Salaries of Judges.....		21.51	
Current and Contingent.....		152.22	
Salary of Stenographer.....		50.00	
Printing and Binding Supreme Court Reports.....		597.93	
Expense of Law Examinations.....		163.88	
<b>Circuit Courts:</b>			
Mileage of Judges.....		1,362.00	
<b>Law Library:</b>			
Current and Contingent.....		2.60	
Purchase of Books.....		.82	
<b>Capitol Building and Grounds:</b>			
Current General Expenses.....		7,215.06	
<b>Labor Fund, Capitol Building</b> .....		2,538.84	

Governor's Mansion and Grounds:	
Current Expenses.....	7,369.58
Repairs and Improvements.....	4,362.48
State Tax Commissioner:	
Expense of Office.....	5,105.91
Expense of Uniform System of Accounting.....	5.93
Auditing State Departments.....	700.00
Collection Gross Sales and Professional Tax.....	4,680.13
Expenses relative to Uniform Assessment.....	268.08
Labor Bureau:	
Salary of Inspector, Weights and Measures.....	200.00
Travel of Weights and Measures' Inspector.....	156.13
Contingent Expenses Weights and Measures.....	834.11
Travel Expenses Factory Inspector.....	893.02
Contingent Expense Factory Inspectors.....	1,064.11
Banking Commissioner:	
Salaries of Assistants.....	583.32
Salary of Chief Clerk.....	600.00
Traveling Expense.....	297.36
Contingent Expenses.....	28.20
Mine Department:	
Salary of Sand and Limestone Inspector.....	100.00
Expense of Sand and Limestone Inspector.....	66.81
Expense of Mine Inspectors.....	1,130.63
Salary of Director of Rescue Work.....	833.34
Expense of Director of Rescue Work.....	12.90
Current Expenses.....	5.39
Archives and History:	
Salary of Curator.....	500.06
Salary of Cataloguer.....	187.50
Current and Contingent Expenses.....	871.95
Purchase of Books.....	388.33
Purchase of Safe.....	700.00
Recodification Commission:	
Salaries of Commission.....	9,000.00
Expenses of the Commission.....	9,768.46
Child Welfare Commission:	
Expenses, including Salaries.....	1,761.72
Relief of Soldiers and Sailors.....	3,904.69
Treatment of Laborers and Others.....	22.00
Treatment of Drug Addicts.....	2,580.40
Senate—Compensation of Members.....	250.00
House of Delegates—Compensation of Members.....	1,500.00
Department of Public Safety.....	5,624.57
Supplement to General School Fund.....	700,000.00
Board of Control:	
Salaries of Clerks and Bookkeepers.....	1,583.68
Salaries of Stenographers.....	2,034.12
Traveling Expenses.....	6.87
Weston State Hospital:	
Current General Expenses.....	3,255.69
Spencer State Hospital:	
Current General Expenses.....	6,836.52
Huntington State Hospital:	
Repairs and Improvements.....	360.00
Welch Hospital No. 1:	
Repairs and Improvements.....	123.56
Fairmont Hospital No. 3:	
Repairs and Improvements.....	169.90
Colored Hospital for Insane:	
Current General Expense.....	25.13
Colored Tuberculosis Sanitarium:	
Current General Expense.....	400.48



Children's Guardians:	
Current General Expense.....	981.17
Boys' Industrial School:	
Current General Expenses.....	12.46
Girls' Industrial Home:	
Current General Expenses.....	694.44
Colored Orphans' Home:	
Current General Expense.....	444.90
Geological Survey:	
Salaries.....	1,833.37
Stream Gauging.....	74.25
State Board of Pharmacy.....	.99
Hotel Inspector—Expense.....	.25
Game and Fish Warden:	
Contingent Expenses of the Warden.....	32.00
Contingent Expenses of Deputy Wardens.....	76.63
West Virginia University:	
Agriculture, Horticulture and Home Economics.....	10.00
Agricultural Experiment Station:	
Current General Expense.....	2.15
Repairs and Improvements.....	.76
Potomac State School:	
Repairs and Improvements.....	60.20
Concord Normal School:	
Current General Expense.....	.41
Salaries Officers and Teachers.....	54.18
Fairmont Normal School:	
Current General Expense.....	2.99
Salaries Officers and Teachers.....	303.48
Glenville Normal School:	
Current General Expense.....	532.43
Repairs and Improvements.....	874.89
Salaries of Officers and Teachers.....	2,509.77
Equipment and Machinery.....	648.52
Marshall College Normal School:	
Salaries Officers and Teachers.....	327.79
Library Equipment.....	1.98
Deaf and Blind School:	
Current General Expenses.....	10,424.52
Salaries Officers, Teachers and Employees.....	3,897.75
Bluefield Colored Institute:	
Salaries Teachers and Employees.....	168.20
Total.....	\$ 822,075.54

**GENERAL REVENUE APPROPRIATION IN EFFECT JULY 1, 1922.**

The following table shows appropriation for the year ending June 30, 1923, including appropriations carried over from preceding year and payable out of "State Fund, General Revenue:"

	1 For year ending June 30, 1922 in effect to August 29, 1922	2 For year ending June 30, 1923
<i>Auditor's Office:</i>		
Salary of Auditor.....	\$.....	\$ 5,000.00
Salaries of clerks, stenographers, etc.....		44,400.00
Current general expenses.....		4,000.00
Expense of Insurance Department.....	2,326.34	17,000.00
Enforcement Speculative Security Act.....		5,000.00
Preparing index to land grants.....	3,500.00	
<i>Attorney General's Office:</i>		
Salary of Attorney General.....		5,000.00
Salary of first assistant to Attorney General.....		4,500.00
Salary of second assistant to Attorney General.....		4,200.00
Salary of third assistant to Attorney General.....		4,000.00
Salary of Printing Clerk.....		3,000.00
Salary of Reading Clerk.....		1,800.00
Salaries of stenographers and clerks.....		5,000.00
Current general expense.....	361.64	3,000.00
To replace law books destroyed by fire....	511.16	
Reprinting and binding nine volumes Supreme Court reports.....	4,092.34	
<i>Governor's Office:</i>		
Salary of Governor.....		10,000.00
Salary of Private Secretary.....		4,500.00
Vicksburg Monument and Markers Commission.....	4,378.17	
<i>Pardon Attorney's Office:</i>		
Salary of Pardon Attorney.....		4,000.00
Salary of stenographer.....		1,500.00
Current general expense.....	160.42	500.00
<i>Governor's Mansion and Grounds:</i>		
Current general expenses.....	7,408.13	10,000.00
Repairs and improvements.....	4,385.43	5,000.00
Ground and construction, new mansion....	16,030.80	82,500.00
<i>Civil Contingent Fund.....</i>	<i>7,093.12</i>	<i>20,000.00</i>
<i>Treasurer's Office:</i>		
Salary of Treasurer.....		5,000.00
Salaries of clerks and other assistants.....	295.12	19,800.00
Current general expenses.....	178.68	4,500.00
Filing cases in vault.....	502.65	3,000.00
<i>Secretary of State's Office:</i>		
Salary of Secretary of State.....		5,000.00
Expenses of office including salaries of clerks.....		21,000.00
<i>Department of Agriculture:</i>		
Salary of Commissioner of Agriculture.....		5,000.00
Salaries of clerks and stenographers.....	125.00	10,000.00
Salary of Chief, Bureau of Markets.....		2,400.00
Travel expense of Chief, Bureau of Markets.....	31.26	1,000.00
Travel expense of the Commissioner.....	570.24	1,000.00
Current general expenses.....	1.54	5,000.00
Diseased animals.....	983.35	20,000.00
Crop pest, horticultural and trucking.....	.92	20,000.00

	1 For year ending June 30, 1922 in effect to August 29, 1922	2 For year ending June 30, 1923
Special agents, pure seed, etc.....	21.52	15,000.00
Aid to Agricultural Fairs or Associations..	.27	25,000.00
<b>Supreme Court:</b>		
Salaries of Judges, Supreme Court.....	21.51	40,000.00
Salary of clerk.....		1,500.00
Salary of stenographer.....	50.00	1,800.00
Salary of deputy clerk.....		3,000.00
Salaries of law clerks.....		12,000.00
Salary of the crier.....		800.00
Mileage of Supreme Court Judges.....	37.07	500.00
Current general expenses.....	249.68	2,000.00
Printing and binding Supreme Court Reports.....	597.93	6,400.00
Expense of conducting examination of appli- cants to practice law.....	163.88	1,000.00
<b>Circuit Courts:</b>		
Salaries of judges, Circuit Courts.....		125,500.00
Compensation of special judges.....		2,000.00
Mileage of circuit court judges.....	1,575.90	3,000.00
<b>State Law Library:</b>		
Salary of librarian.....		3,000.00
Current general expenses.....	39.58	2,400.00
Purchase and binding books.....	.82	2,500.00
<b>Criminal Charges.....</b>		85,000.00
<b>Support of Lunatics in Jail.....</b>		
<b>Adjutant General's Office:</b>		
Salary of Adjutant General.....		3,800.00
Support of the Militia.....	14,000.06	30,000.00
<b>State Tax Commissioner's Office:</b>		
Salary of State Tax Commissioner.....		6,000.00
Expense of Tax Commissioner's Office....	5,977.32	39,000.00
Salary of chief accountant.....		6,000.00
Expense of uniform system of accounting..	5.93	7,500.00
Expense of auditing state departments....	700.00	11,000.00
Collection gross sales and professional tax.	6,279.19	56,000.00
Expenses relative to uniform assessment...	1,827.56	25,000.00
<b>State Prohibition Commissioner:</b>		
Salary of the Commissioner.....		5,000.00
Expenses of prohibition enforcement.....	2,174.69	50,000.00
<b>Public Service Commission:</b>		
Salaries of members.....		18,000.00
<b>Compensation Commissioner:</b>		
Salary of Commissioner.....		6,000.00
<b>Department of Mining:</b>		
Salary of chief.....		5,000.00
Salary of chief clerk.....		3,000.00
Salaries of twenty-two inspectors.....		66,000.00
Salary of statistical clerk.....		1,800.00
Salaries of stenographers.....		4,000.00
Traveling expense of chief and inspectors..	3,029.26	22,000.00
Current general expenses.....	213.87	2,400.00
Salary sand and limestone mine inspectors.	100.00	2,400.00
Traveling expense of inspectors sand and lime.....	198.30	1,200.00
Salary of director of rescue work.....	833.34	2,400.00
Expenses of director and maintaining rescue station.....	120.88	6,000.00

	1 For year ending June 30, 1922 in effect to August 29, 1922	2 For year ending June 30, 1923
<i>Commissioner of Banking:</i>		
Salary of the commissioner.....		5,000.00
Salaries of four assistants.....	583.32	14,000.00
Salary of chief clerk.....	600.00	2,400.00
Salary of stenographer.....		1,800.00
Traveling expenses of commissioner and assistants.....	878.69	7,500.00
Current general expenses.....	103.68	1,500.00
<i>Bureau of Labor and Department of Weights and Measures:</i>		
Salary of Commissioner of Labor.....		3,600.00
Salaries of four factory inspectors.....		7,200.00
Salaries of inspectors, Weights and Measures.....	200.00	3,600.00
Salary of chief clerk.....		2,400.00
Salary of assistant clerks.....		1,800.00
Salary of statistical clerk.....		1,500.00
Current general expenses, Weights and Measures.....	1,346.70	3,000.00
Current general expenses, Bureau of Labor..	1,417.17	2,500.00
Traveling expenses of the commissioner and factory inspectors.....	1,311.94	7,500.00
Traveling expenses of inspectors of Weights and Measures.....	286.84	3,000.00
<i>Department of Archives and History:</i>		
Salary of State Historian and archivist....		2,700.00
Salary of the curator.....	500.06	2,000.00
Salary of the librarian.....		1,800.00
Salary of the stenographer.....		1,500.00
Salary of the cataloguer.....	187.50	1,500.00
Salary of the messenger and janitor.....		1,200.00
Current general expenses.....	875.55	2,000.00
Purchase of books and papers.....	421.51	1,500.00
Fire proof safe cabinet.....	700.00	
<i>State Health Department:</i>		
Salary of the commissioner.....		4,800.00
Current general expense.....	424.87	60,000.00
Bureau of venereal diseases.....		10,000.00
<i>Capitol Buildings and Grounds:</i>		
Water, light, heat and current expenses....	8,019.49	25,000.00
Repairs and improvements.....		16,000.00
Removing wreckage old building.....	19,016.65	
Capitol and office building.....	702,061.33	1,500,000.00
<i>Labor Funds, Capitol Building:</i>		
Salary of chief janitor.....		1,800.00
Salaries of engineers, watchmen, janitors and charwomen.....	2,538.84	27,000.00
Keeper of Rolls:.....		300.00
<i>Legislative Hand Book, Manual and Official Register:</i>		
Editing, compiling and publishing.....		12,000.00
<i>Printing, Binding and Stationery:</i>		
State Departments.....		100,000.00
Legislative.....	46,068.01	
<i>State Sinking Fund Commission:</i>		
Expenses including compensation of assistants.....	45.33	8,000.00

	1 For year ending June 30, 1922 in effect to August 29, 1922	2 For year ending June 30, 1923
<i>Re-Codification Commission:</i>		
Salaries of the Commissioners . . . . .	9,000.00	18,000.00
Expenses, including compensation of assistants . . . . .	11,474.69	15,000.00
<i>World War—Soldiers, Sailors and Marines:</i>		
For relief of sick, indigent or disabled . . . . .	8,624.64	50,000.00
<i>Child Welfare Commission:</i>		
Salary of secretary and other necessary expenses . . . . .	1,862.09	4,750.00
<i>Bureau of Colored Welfare and Statistics:</i>		
Salary of the director . . . . .	8.33	3,600.00
Traveling and all other expenses . . . . .	8.33	2,500.00
<i>General School Fund:</i>		
Supplement to General School Fund . . . . .	700,000.00	1,000,000.00
<i>Emergency Appropriation:</i>		
To meet emergencies that arise during the time the Legislature is not in session . . . . .	2.02	50,000.00
<i>Oil and Gas Tax Transportation:</i>		
Counsel fees, court costs and other expenses . . . . .	16,658.38	.....
<i>Pennsylvania and Ohio vs. the State of West Virginia:</i>		
Counsel fees, court costs and other expenses . . . . .	18,641.40	.....
Widow of Charles Walker . . . . .	600.00	.....
<i>State Senate:</i>		
Salaries of members . . . . .	250.00	15,000.00
<i>House of Delegates:</i>		
Salaries of members . . . . .	1,500.00	47,000.00
<i>State Board of Control:</i>		
Salaries of members . . . . .	.....	15,000.00
Salaries of secretary, buyer, superintendent of construction, bookkeeper and other assistants . . . . .	1,617.01	25,000.00
Salaries of stenographers . . . . .	2,034.12	13,500.00
Traveling expenses . . . . .	446.16	2,500.00
Current general expenses . . . . .	.....	5,000.00
<i>Huntington State Hospital:</i>		
Current general expenses . . . . .	.....	125,000.00
Repairs and improvements . . . . .	500.00	12,500.00
Buildings and land . . . . .	.....	20,000.00
<i>Spencer State Hospital:</i>		
Current general expenses . . . . .	19,960.00	125,000.00
Repairs and improvements . . . . .	489.55	12,500.00
For sewerage . . . . .	24,915.54	25,000.00
<i>Weston State Hospital:</i>		
Current general expenses . . . . .	18,291.47	210,000.00
Repairs and improvements . . . . .	.....	25,000.00
Buildings and land . . . . .	6,000.00	6,000.00
<i>State Colored Hospital for Insane:</i>		
Current general expenses . . . . .	25.13	25,000.00
Building and land . . . . .	75,000.00	75,000.00
<i>Welch Hospital No. 1:</i>		
Current general expenses . . . . .	.....	45,000.00
Repairs and improvements . . . . .	2,529.37	15,000.00
<i>McKendree Hospital No. 2:</i>		
Current general expenses . . . . .	181.43	28,000.00
Repairs and improvements . . . . .	.....	5,000.00

	1 For year ending June 30, 1922 in effect to August 29, 1922	2 For year ending June 30, 1923
<b>Fairmont Hospital No. 3:</b>		
Current general expenses .....		28,000.00
Repairs and improvements .....	362.28	5,000.00
<b>State Tuberculosis Sanitarium:</b>		
Current general expenses .....		100,000.00
Repairs and improvements .....	2,492.70	20,000.00
Buildings and land .....	26,069.64	37,500.00
<b>State Colored Tuberculosis Sanitarium:</b>		
Current general expenses .....	1,907.09	22,500.00
Repairs and improvements .....		5,000.00
<b>West Virginia Industrial School for Boys:</b>		
Current general expenses .....	2,760.22	92,000.00
Repairs and improvements .....		15,000.00
Building and Land—School building .....	49,000.00	50,000.00
Buildings and land .....		10,000.00
<b>West Virginia Industrial School for Girls:</b>		
Current general expenses .....	4,667.91	35,000.00
Repairs and improvements .....	5,653.28	10,000.00
<b>West Virginia Children's Home:</b>		
Current general expenses .....	563.70	12,500.00
Repairs and improvements .....	79.41	2,500.00
Buildings and land .....		2,500.00
<b>State Industrial School for Colored Boys:</b>		
Buildings and land .....	74,358.04	75,000.00
<b>State Industrial Home for Colored Girls:</b>		
Buildings and land .....	24,800.00	25,000.00
<b>West Virginia Colored Orphans' Home:</b>		
Current general expenses .....	672.78	12,500.00
Buildings and land .....	5,716.81	12,500.00
<b>State Board of Children's Guardians:</b>		
Salaries, traveling and current general expenses .....	3,198.56	36,500.00
<b>State Geologic and Economic Survey:</b>		
Co-operative and topographic mapping .....	2,386.72	20,000.00
Publication of reports and maps .....		5,000.00
Field and other expenses .....	82.50	2,000.00
Salaries .....	3,445.87	16,400.00
Soil studies .....	102.06	600.00
Stream gauging .....	296.00	500.00
<b>Forestry, Game and Fish:</b>		
Current, contingent, mileage and traveling expenses of warden .....	32.00	
Current, contingent, mileage and traveling expenses of deputies .....	76.63	
<b>Point Pleasant Battle Monument Commission:</b>		
Maintenance Tu-Endie-Wei Park .....	428.98	1,500.00
Completing retaining wall .....		2,500.00
Repairing damaged monument .....	127.58	
<b>Rumseyan Society:</b>		
Maintenance of grounds .....		500.00
<b>Berkeley Springs Board</b> .....		500.00
<b>Commissioners of Pharmacy</b> .....	286.14	3,500.00
<b>Insurance on Public Buildings</b> .....		50,000.00
<b>Florence Crittenden Home, Wheeling</b> .....	250.00	3,000.00
<b>State Hotel Inspector:</b>		
Salary .....	125.00	1,500.00
Current general expenses .....	65.14	1,500.00

	1 For year ending June 30, 1922 in effect to August 29, 1922	2 For year ending June 30, 1923
<i>West Virginia Penitentiary:</i>		
Emergency current general expenses.....		20,000.00
<i>Department of Public Safety:</i>		
Expenses of department.....	48,029.40	500,000.00
<i>Hill Crest Tuberculosis Sanitarium, Charleston:</i>		
Treatment.....		10,000.00
<i>Private Hospitals:</i>		
Treatment.....	15,466.00	50,000.00
Care and Treatment of Drug Addicts.....	3,260.67	10,000.00
Storer College.....	350.00	3,000.00
<i>West Virginia University:</i>		
Salaries of officers, teachers and employees.	22,463.39	425,000.00
Current general expenses.....	2,609.85	150,000.00
Agricultural, horticultural.....	3,483.28	80,000.00
Athletic expense.....	240.31	10,000.00
Mining and industrial extension.....		15,000.00
Repairs and improvements.....		50,000.00
Buildings and land (Law Building).....	32,799.66	50,000.00
Buildings and land (Chemistry Building) ..	193,929.39	200,000.00
Building and land (Physical Education Building).....	94,502.29	150,000.00
<i>Agricultural Experiment Station:</i>		
Salaries of officers, technical staff and labor	4,274.97	50,000.00
Current general expenses.....	167.61	25,000.00
Repairs and improvements.....	50.95	15,000.00
Buildings and land.....		30,000.00
Four H Camp, Boys' and Girls' work.....		5,000.00
Reyman Farm Building.....	100.00	
<i>Community Packing House:</i>		
Current general expense.....		6,000.00
Buildings and land.....		15,000.00
<i>New River State School—Montgomery:</i>		
Salaries officers, teachers and employees... ..	2,524.62	25,000.00
Current general expense.....	77.16	5,000.00
Repairs and improvements.....	55.38	12,500.00
Buildings and land.....		2,000.00
<i>Potomac State School—Keyser:</i>		
Salaries officers, teachers and employees... ..		30,000.00
Current general expenses.....	116.53	15,000.00
Repairs and improvements.....		10,000.00
Building and land.....	34,246.58	40,000.00
Farm equipment.....		2,500.00
<i>Marshall College:</i>		
Salaries officers, teachers and employees... ..	18,655.26	135,000.00
Current general expenses.....	40.66	25,000.00
Library books and equipment.....	538.05	5,000.00
Repairs and improvements.....		30,000.00
Building and land (to complete).....		35,000.00
Building and land.....	72,815.89	75,000.00
<i>Concord State Normal School:</i>		
Salaries officers, teachers and employees... ..	436.68	48,000.00
Current general expenses.....	141.07	12,500.00
Repairs and improvements.....		12,500.00
Buildings and land (to complete).....		45,000.00
Buildings and land.....	8,676.93	85,000.00

	1 For year ending June 30, 1922 in effect to August 29, 1922	2 For year ending June 30, 1923
<i>Fairmont State Normal School:</i>		
Salaries officers, teachers and employees . . .	9,887.14	60,000.00
Current general expense . . . . .	4,470.49	15,000.00
Repairs and improvements . . . . .	2,666.48	15,000.00
Building and land (to complete dormitory) . . . . .		60,000.00
<i>Glenville State Normal School:</i>		
Salaries officers, teachers and employees . . .	6,949.77	40,000.00
Current general expenses . . . . .	2,678.79	10,000.00
Repairs and improvements . . . . .	4,742.73	7,500.00
Building and land (dormitory) . . . . .	29,231.00	30,000.00
Farm equipment, machinery and live stock	830.24	1,500.00
Physical Education Building and Land . . .	7,500.00	7,500.00
<i>Shepherd College State Normal School:</i>		
Salaries officers, teachers and employees . . .	821.50	38,000.00
Current general expense . . . . .	57.81	8,000.00
Repairs and improvements . . . . .	63.67	2,500.00
Building and land . . . . .		12,500.00
<i>West Liberty State Normal School:</i>		
Salaries officers, teachers and employees . . .	3,117.72	27,500.00
Current general expense . . . . .		10,000.00
Repairs and improvements . . . . .		15,000.00
Building and land . . . . .		15,000.00
<i>West Virginia School for the Deaf and Blind:</i>		
Salaries officers, teachers and employees . . .	8,565.17	60,000.00
Current general expense . . . . .	20,127.88	60,000.00
Repairs and improvements . . . . .		15,000.00
Building and land . . . . .	21,368.91	40,000.00
Sewerage system . . . . .	5,000.00	5,000.00
<i>Colored Deaf and Blind School:</i>		
Current general expenses . . . . .		10,000.00
Buildings and land . . . . .	10,000.00	10,000.00
<i>West Virginia Collegiate Institute:</i>		
Salaries officers, teachers and employees . . .	6,090.97	64,000.00
Current general expenses . . . . .	380.48	30,000.00
Repairs and improvements . . . . .	854.15	25,000.00
Buildings and land (complete Dawson Hall)	302.46	
Buildings and land . . . . .	44,360.21	75,000.00
<i>Bluefield Colored Institute:</i>		
Salaries officers, teachers and employees . . .	2,528.36	27,750.00
Current general expense . . . . .	107.81	6,000.00
Repairs and improvements . . . . .	610.32	6,000.00
Buildings and land . . . . .	8,000.00	40,000.00
Total . . . . .	<b>\$2,770,727.36</b>	<b>\$9,032,300.00</b>
Deduct appropriations which remain unexpended August 29, 1922, and which canceled on said date \$822,075.54, plus \$863,933.74 for payment of bills incurred prior to July 1, 1922. . . . .	1,686,009.28	
Net Totals . . . . .	<b>\$1,084,718.08</b>	<b>\$9,032,300.00</b>

The above listed appropriations do not include payment on the Virginia Debt, the annual requirement for which will be approximately, principal \$675,000.00, interest \$400,000.00, total \$1,075,000.00.



Note—The appropriation shown in the first column except for Buildings and Land remained in effect until August 29, 1922, for the payment of former years' bills only. The appropriations for Buildings and Land remain in effect until May 3, 1924. The net total of the first column consists of appropriations for Buildings and Land, and sundry purposes, as follows:

## Buildings and Land:

Capitol and Office Buildings.....	\$ 224,635.62
New Mansion.....	16,030.80
West Virginia University.....	284,657.76
New River State School.....	55.38
Potomac State School.....	32,612.22
Concord Normal School.....	853.54
Glennville Normal School.....	30,881.00
Marshall College.....	72,815.89
Collegiate Institute.....	44,411.17
Bluefield Colored Institute.....	7,481.68
Colored Orphans' Home.....	5,631.11
Deaf and Blind School.....	12,173.47
Colored Deaf and Blind School.....	10,000.00
Boys' Industrial School.....	49,000.00
Industrial School for Colored Boys.....	74,358.04
Girls' Industrial Home.....	24,800.00
Weston State Hospital.....	6,000.00
Spencer State Hospital.....	24,915.54
Colored Hospital for Insane.....	74,930.32
Tuberculosis Sanitarium.....	23,560.92

## Sundry Purposes:

Auditor's Office, Land Grant Index.....	2,670.00
Supreme Court—Rebinding Reports.....	1,628.59
Wrecking Old Capitol Building.....	19,016.65
Legislative Printing, Binding and Stationery.....	30,571.64
Oil and Gas Tax Transportation Litigation.....	9,024.54
Suit, Penna. and Ohio vs. West Virginia.....	332.18
Widow of Chas. Walker.....	500.00
Vicksburg Monument Commission.....	1,170.02

Total..... \$ 1,084,718.08

	1 For year ending June 30, 1922 in effect to August 29, 1922	2 For year ending June 30, 1923
Recapitulation:		
Salaries of Legislature and Hand Book.....	\$ 1,750.00	\$ 74,000.00
Buildings and Land.....	1,566,740.86	2,943,000.00
Repairs and Improvements.....	25,824.43	368,500.00
Department of Public Safety.....	48,029.40	500,000.00
Supplement General School Fund.....	700,000.00	1,000,000.00
All other expenditures.....	428,382.67	4,146,800.00
Totals.....	\$2,770,727.36	\$9,032,300.00
Disbursed by Board of Control.....	1,127,742.64	4,900,750.00
Disbursed by others.....	1,642,984.72	4,131,550.00
Totals.....	\$2,770,727.36	\$9,032,300.00

**GENERAL SCHOOL FUND APPROPRIATIONS IN EFFECT JULY 1, 1922**

The following table shows appropriations for the year ending June 30, 1923, payable out of "General School Fund."

	1	2
	For year ending June 30, 1922 in effect to August 29, 1922	For year ending June 30, 1923
Salary of the Superintendent of Free Schools	\$ .....	\$ 5,000.00
Salary of Assisat Superintendent.....	.....	3,300.00
Salary of Supervisor of Colored Schools....	.....	2,700.00
Salaries of Stenographers and Clerks.....	.....	18,000.00
Inspection and Supervision of High Schools	200.00	3,000.00
Inspection and Supervision of Rural Schools	.....	6,000.00
Expenses of Uniform Examination.....	349.89	12,000.00
Printing, Binding and Stationery.....	153.25	25,000.00
Expense of State Superintendent.....	2.27	500.00
Current General Expenses.....	.....	6,000.00
Traveling and other expenses Supervisors and Inspectors.....	305.87	7,500.00
Salaries and Expenses Sanitary Inspector..	.....	10,000.00
<i>State Board of Education:</i>		
Salaries of six members.....	.....	6,000.00
Salaries of two advisory members.....	.....	2,000.00
Expenses of the six members.....	545.08	3,500.00
Expenses of the two advisory members....	131.12	600.00
Salary and expenses of Secretary and Director.....	424.69	5,000.00
Salary of clerks and stenographers.....	.....	1,800.00
<i>General Expenses:</i>		
State Aid to Classified High Schools.....	21,600.00	182,000.00
Salaries of County Superintendents.....	1,121.18	92,000.00
Compensation of Institute Instructors.....	.....	15,000.00
To assist Federal Rehabilitation (Smith- Hughes).....	3,136.53	15,000.00
Vocational Education.....	5,132.21	25,000.00
Cost of Certification of Delinquent Taxes..	.....	10,000.00
Total.....	\$ 33,102.09	\$ 456,900.00

**STATE ROAD FUND APPROPRIATIONS IN EFFECT JULY 1, 1922**  
**ADMINISTRATION EXPENSE.**

The following table shows appropriations for the year ending June 30, 1923, payable out of "State Road Fund:"

Salaries of the commissioners.....	\$ 2,604.17	\$ 22,500.00
Salaries of engineers, clerks, stenographers, property, accounting, recording and all other assistants.....	51,053.49	152,800.00
Bridge designs, plans and records and testing material.....	26,794.99	64,000.00
Traveling expenses.....	4,956.66	20,000.00
Inspectors and supervisors of war material..	113.60	5,000.00
Office rent.....	1,973.69	15,500.00
Furniture and equipment.....	16,629.07	15,000.00
Current general expenses.....		15,000.00
Engineering expense Ch. 39, Acts 1919.....	10,621.65	21,700.00
<i>Automobile Bureau:</i>		
Tags, purchase, freight, storage and postage	1,479.46	55,000.00
Salaries clerks, stenographers, field agents and expense of field agents.....	96.76	36,500.00
Current general expenses.....	3,314.21	21,500.00
<b>Totals.....</b>	<b>\$ 119,637.75</b>	<b>\$ 444,500.00</b>

## PER CAPITA EXPENDITURES

The following table shows a per capita distribution of expenditures for the last eight fiscal years:

For What Purpose	1915	1916	1917	1918	1919	1920	1921	1922
Education.....	1.135	1.431	1.231	1.377	1.522	1.576	2.021	3.137
Boys' and Girls' Industrial Schools and the Deaf and Blind.....	.098	.150	.141	.124	.131	.171	.115	.103
Hospitals.....	.372	.476	.452	.494	.585	.654	.723	.667
Children's Homes...	.021	.009	.018	.019	.029	.045	.032	.041
Courts and Law Library.....	.110	.106	.099	.098	.099	.134	.135	.159
Criminal Charges and Lunatics in Jail...	.060	.054	.044	.044	.032	.042	.062	.056
Militia and Law and Order.....	.065	.052	.062	.007	.001	.007	.000	.048
*West Virginia State Penitentiary.....	.132	.136	.126	.119	.140	.153	.191	.140
Maintenance of Capitol Buildings, Mansion and Grounds..	.023	.025	.025	.027	.036	.033	.183	.061
State Elective Offices and Departments..	.121	.115	.114	.164	.179	.227	.217	.258
State Appointive Offices, Commissions and Boards.....	.256	.285	.288	.274	.307	.377	.415	.499
Insurance on Public Buildings.....	.023	.....	.001	.027	.005	.013	.025	.040
Agricultural Experiment Station.....	.058	.052	.053	.067	.066	.088	.119	.126
Geological and Economic Survey.....	.036	.028	.017	.014	.013	.037	.035	.041
Printing, Binding and Stationery.....	.045	.054	.060	.050	.082	.079	.132	.091
Civil Contingent Fund.....	.035	.024	.022	.013	.008	.009	.009	.009
Refunds and Transfer.....	.011	.005	.008	.009	.005	.....	.....	.....
Extraordinary Purposes.....	.037	.042	.006	.006	.023	.002	.033	.084
Miscellaneous Purposes.....	.030	.014	.022	.006	.001	.012	.031	.007
West Virginia Legislature.....	.082	.002	.089	.001	.116	.019	.213	.041
Total.....	2.75	3.06	2.88	2.94	3.38	3.698	4.691	5.608
State Road Commission.....	.....	.....	.....	.045	.25	.860	1.175	3.189
Virginia Debt.....	.....	.....	.....	.....	.76	.451	1.403	.448
Public Safety.....	.....	.....	.....	.....	.....	.065	.142	.289
New Capitol and Mansion.....	.....	.....	.....	.....	.....	.....	.....	.076
War Fund, Federal and State.....	.....	.....	.....	.085	.15	.026	.009	.....
Grand Total....	2.75	3.06	2.88	3.07	4.54	5.10	7.42	9.61

State of West Virginia,  
Office of State Tax Commissioner, to-wit:

I, Walter S. Hallanan, State Tax Commissioner and ex-officio Chief Inspector and Supervisor of Public Offices under the provisions of Chapter 40 of the Acts of the Legislature of 1915, Regular Session, do hereby certify that the report of audit of the finances of the State of West Virginia appended hereto was made under my direction and supervision as such chief inspector, and that the same is a true and correct copy of said report.

Given under my hand this 30th day of November, 1922.

WALTER S. HALLANAN,  
State Tax Commissioner,  
Ex-Officio Chief Inspector.



# INDEX

---

	Page
State Tax Commissioner's letter of transmittal to Governor....	3
Letter of Chief Accountant submitting report.....	4
Summarized statement of receipts and disbursements:	
General School Fund .....	4
The School Fund.....	5
Workmen's Compensation Fund .....	5
State Fund—General Revenue .....	6
State Fund—Special Revenue.....	6
State Fund—Moneys belonging to counties, districts and municipalities .....	7
State Road Fund .....	8
State Road Sinking Fund .....	8
Virginia Debt Sinking Fund .....	8
State Interest and Sinking Fund.....	9
Cash balance in State Treasury, July 1, 1922.....	9
Bonds and securities held by State July 1, 1922, account invest- ment of the School Fund, Workmen's Compensation Fund and State Interest and Sinking Fund.....	10
Itemized list of above securities.....	451
Explanation of "General School Fund".....	10
Explanation of "The School Fund".....	11
Explanation of "Workmen's Compensation Fund".....	11
Explanation of "State Fund—General Revenue".....	11
Explanation of "State Fund—Special Revenue".....	11
Explanation of "State Fund—Moneys belonging to counties, districts and municipalities".....	11
Explanation of "State Road Fund".....	11
Explanation "State Road Sinking Fund".....	12
Explanation of "State Interest and Sinking Fund".....	12
Actual conditions of "State Fund—General Revenue" July 1, 1922 .....	12
Former Year Appropriation Unexpended.....	13
Estimated condition of "State Fund—General Revenue" June 30, 1923 .....	14
Estimated Appropriation Unexpended June 30, 1923.....	15
The State's Financial Condition.....	16
Itemized list of appropriations unexpended June 30, 1922....	478
Rate of direct levy for 1922.....	20
Oil and Gas Tax Litigation.....	17
Special State Levy, Virginia Debt Fund.....	20
Expenditures for Permanent Improvements, 1907-1922.....	20
Percentage classification of expenditures.....	21
Per capita classification of expenditures.....	22
Classification of expenditures by items.....	487
Appropriations canceled by expiration.....	14
Itemized estimate of "General Revenue Receipts" for year ending June 30, 1923.....	27
Itemized estimate of "General Revenue Disbursements" for year ending June 30, 1923.....	28
Itemized statement of receipts for year ending June 30, 1922:	
General School Fund .....	32

The School Fund .....	32
State Fund—General Revenue.....	35
Workmen's Compensation Fund .....	33
State Fund—Special Revenue .....	36
State Road Fund.....	42
<b>Itemized statement of disbursements for year ending June 30, 1922:</b>	
The School Fund .....	43
Workmen's Compensation Fund .....	44
General School Fund .....	48
State Fund—General Revenue .....	71
State Fund—Special Revenue .....	343
State Fund—Moneys belonging to counties, districts and municipalities .....	384
Cash balance in State Treasury, July 1, 1922.....	42
Recapitulation of expenditures by State Superintendent of Free Schools .....	70
Recapitulation of expenditures by others than State Board of Control—General Revenue .....	152
Recapitulation of expenditures by others than State Board of Control—Special Revenue .....	356
Recapitulation of expenditures by State Board of Control—General Revenue .....	342
Recapitulation of expenditures by State Board of Control—Special Revenue .....	380
Recapitulation of expenditures State Road Fund.....	436
<b>Classification of expenditures for year ending June 30, 1922:</b>	
Table No. 1—by appropriations.....	458
Table No. 2—by departments and institutions.....	464
Table No. 3—by items.....	469
Classification of Printing, Binding and Stationery.....	437
Table of appropriations canceled by expiration.....	476
General Revenue appropriations in effect July 1, 1922.....	478
Certificate of State Tax Commissioner.....	488



	General Revenue Dis- burse- ments	Special Revenue Dis- burse- ments
Index to Expenditures for:		
Adjutant General's Office .....	108	346
Agriculture, Department of .....	81	347
Agricultural Experiment Station.....	271	376
Architects, Board for Examination.....		347
Archives and History, Department of.....	119	
Attorney General's Office.....	75	
Auditor's Office .....	71	
Auditor's Office, Fire Marshal .....		343
Auditor's Office, Insurance Department.....	73	345
Banking Department, Commissioner of.....	114	
Barnett Hospital .....	245	
Berkeley Springs Board.....	247	363
Bluefield Colored Institute .....	339	380
Board of Control, State.....	169	362
Board of Public Works.....	130	
Capitol Building and Grounds.....	126	
Capitol Building, Temporary.....	127	
Capitol Building, New .....	128	
Children's Home, West Virginia .....	231	
Children's Guardians .....	236	
Child Welfare Commission.....	131	
City Hospital .....	235	
Circuit Court .....	80	
Civil Contingent Fund .....	78	
Colored Orphan's Home, West Virginia.....	234	
Colored Hospital for Insane.....	219	363
Concord Normal School.....	298	378
Council of Defense War Fund.....		348
County Superintendent of Free Schools.....		62
Criminal Charges .....	95	
Emergency Appropriation .....	132	
Education, State Board of .....		49
Engineers, Board for Registration.....		348
Dental Examiners, Board of.....		363
Department of Public Safety.....	153	
Drug Addicts .....	244	
Embalmers, State Board of.....		364
Fairmont Hospital No. 3 .....	204	362
Fairmont Normal School .....	305	378
Florence Crittenden Home.....	244	
Forestry, Game and Fish Warden.....	245	350
Game and Fish Commission.....		351
General School Fund .....	133	
Geological and Economic Survey.....	239	363
Glennville Normal School .....	309	378
Governor's Mansion and Grounds.....	77	
Governor's Mansion, New .....	129	
Governor's Office .....	76	
Hand Book, Manual and Register.....	130	
Health, Department of .....	120	347
Hill Crest Sanitarium .....	244	
Hotel Inspector .....	249	363
Humane Society of West Virginia.....	236	
Huntington State Hospital .....	173	362

	General Revenue Dis- burse- ments	Special Revenue Dis- burse- ments
Hospitals, Sundry .....	243	
House of Delegates 1922 .....	151	
Industrial Home for Girls .....	228	363
Industrial Home for Colored Girls .....	231	
Industrial School for Boys .....	221	362
Industrial School for Colored Boys .....	227	
Institute Instructors, Compensation of .....		57
Insurance on Public Buildings .....	238	363
Keeper of Rolls .....	130	
King's Daughters' Hospital .....	243	
Labor Bureau of .....	116	
Labor Fund, Capitol Building .....	129	
Law Library, State .....	93	
Legislature, 1922 .....	151	
Marshall College .....	291	376
Mines, Department of .....	111	
Miscellaneous Appropriations .....	133	
McKendree Hospital No. 2 .....	200	362
Negro Welfare and Statistics .....	132	
New River State School .....	287	376
Nurses, State Board of Examiners for .....		365
Ohio Valley Hospital .....	243	
Oil and Gas Tax Litigation .....	130	
Optometry, Board of Examiners for .....		365
Packing House .....	281	376
Pardon Attorney's Office .....	77	
Penitentiary West Virginia .....	249	357
Pharmacy, Board of .....	247	
Point Pleasant Monument .....	245	363
Potomac State School .....	283	376
Printing, Binding and Stationery .....	145	
Printing, Binding and Stationery, Department of Schools .....		56
Private Hospitals .....	243	
Prohibition Department .....	105	
Public Safety .....	153	
Public Service Commission .....	108	348
Publishing Delinquent Taxes, Costs of Certifying .....		61
Publishing List of Delinquent Corporations .....	130	
Publishing Sale of Delinquent Lands .....		61
Recodification Commission .....	131	
Road Commission, State .....		389
Rumseyan Society .....	248	363
Senate, 1922 .....	151	
Sinking Fund Commission .....	131	
School for Deaf and Blind .....	322	
School for Colored Deaf and Blind .....	330	
Secretary of State's Office .....	80	
Shepherd College Normal School .....	313	379
Spencer State Hospital .....	180	
State Aid to High Schools .....		68
State Aid to Teachers' Fund .....		67
State Aid to Building Fund .....		68
State Department of Free Schools .....		48
Storer College .....	330	

	General Revenue Dis- burse- ments	Special Revenue Dis- burse- ments
Supreme Court .....	89	
St. Joseph's Hospital .....	243	
Tax Commissioner's Office .....	99	
Tax Commissioner's Office Auditing Department.....	101	346
Tax Commissioner's Office, Gross Sales Department...	102	
Teachers Examinations, Expense of Conducting.....		55
Temporary Capitol Building .....	127	
Treasurer's Office .....	79	
Transportation of Prisoners .....	89	
Tuberculosis Sanitarium, State .....	208	362
Tuberculosis Sanitarium, Colored .....	219	362
Uniform Examinations .....		55
University, West Virginia .....	250	367
Veterinary Examining Board .....		364
Vicksburg Monument .....	248	
Virginia Debt .....	130	389
Vocational Board .....		366
Welch Hospital No. 1.....	195	362
Weston State Hospital .....	187	362
West Liberty Normal School.....	316	379
West Virginia Collegiate Institute.....	331	379
Workmen's Compensation Department .....	33	381
Workmen's Compensation Commissioner .....	108	
Weights and Measures, Department of.....	116	
Wheeling Hospital .....	243	
World War Veterans .....	133	













**Ninth Biennial Report**  
**OF THE**  
**STATE TAX COMMISSIONER**  
**OF**  
**WEST VIRGINIA**

**FOR THE FISCAL YEARS BEGINNING**  
**JULY 1, 1920, AND ENDING JUNE 30, 1922**

---

**WALTER S. HALLANAN**  
**STATE TAX COMMISSIONER**

---



**CHARLESTON**  
**Tribune Printing Co.**  
**1922**



TRIBUNE PRINTING CO., CHARLESTON, W. VA.

LETTER OF TRANSMITTAL

---

STATE OF WEST VIRGINIA

Office of State Tax Commissioner

CHARLESTON

To His Excellency,  
HONORABLE E. F. MORGAN,  
Governor of West Virginia.

SIR:

Pursuant to Section 5, Chapter 29 of the Code of West Virginia, I have the honor to herewith submit the Ninth Biennial Report of the State Tax Commissioner for the fiscal years beginning July 1, 1920 and terminating June 30, 1922. The report, covering the detailed information of the assessment and levies of the various taxing units of the State, is accompanied by a statement of observations and recommendations bearing upon tax matters and policies generally to which I beg leave to ask your consideration.

Very respectfully,

WALTER S. HALLANAN,  
State Tax Commissioner.

September twelfth, 1922.



# INTRODUCTION TO REPORT

---

## TAXATION

The power of taxation is a sovereign right essential to the existence of government. However, although a necessary burden, public contribution has never been popular. The publican, who was the tax-gatherer in the time of Christ, was barred from the temple and from the churches and down through the intervening ages those charged with the responsibility of assessing and collecting taxes have been regarded with more or less public disfavor.

Two causes are responsible for this hostile attitude toward the imposition of taxes. First, no matter how necessary or just a tax may be, its payment is not popular. Second, inequitable and discriminatory methods employed in the levying of public revenue have resulted in severe and harmful injustice. As long as human nature remains normal the first cause will not be removed, but we may hope to eliminate the other to a great extent by a continuance of centralized supervision over local assessing authorities and by the adoption of a system of determining legal values that will more approximately equalize the burden.

Taxation is a branch of economics and in some measure affects every citizen either directly or indirectly. Every tax burden reflects itself in higher prices, in higher rents, in higher cost of every essential connected with commercial affairs and living. Taxation should, therefore, be the subject of careful study on the part of every element of our citizenship. If my efforts to have all property assessed on the legal basis of "true and actual value" had been productive of no result other than an awakened public interest in the subject of taxation, my work would not have been in vain. The future growth and development of this great State depends in a large measure upon the ability of its citizens to recognize the necessity for a modernizing of our present tax system and upon their willingness to approve intelligent remedial legislation. It is evident to all students of the subject that many far-reaching changes must yet be made before the State can be said to have a consistent, well-balanced, modern, adequate and equitable system

of taxation. We have veritably outgrown the limitations prescribed by our present constitutional tax provisions.

### AD VALOREM TAX

Great improvement has been effected during the year 1922 in the administration of our ad valorem tax on property. The inequalities and injustices of assessment have been modified and corrected to a great extent by the splendid co-operation this department has received from the large majority of the assessors in its efforts to secure a more literal enforcement of the assessment laws.

The most important and far-reaching step that has been taken in West Virginia to secure a literal enforcement of our tax laws and to bring into effect an equalized and uniform assessment of property throughout the various fifty-five counties of the State, was linked up with the passage of the Sanders bill by the Legislature of 1921. It was the most important tax legislation enacted in the State since 1905 and in many respects was more potential than the Dawson tax legislation of sixteen years previous.

The Sanders law accomplished three distinct changes in our basic assessment system as follows:

First—The assessment year was changed from April first to January first, a very necessary amendment to our tax laws, in order to give the assessors adequate time in which to make an intelligent estimate of property values yearly and to carry out the other incidental duties imposed upon them by law. They now have five months in which to make their respective assessments

Secondly—It made the assessor's office a position of fixed responsibility—it provided that the assessor should give his full time to the duties of his position and keep his office open the full year, like other county offices, for the transaction of the public business. Very properly, it placed the assessor on a fixed salary, in lieu of the old basis of compensation, largely predicated upon fees and commissions for collection of various taxes. Under the new law, the only commission received by the assessor is that of ten percent for the collection of capitation taxes. I see no practical way to avoid this, if we expect to receive reasonable collections from this source of revenue.

Thirdly—The duties and powers of the State Tax Commissioner, requiring him to see that there was a fair and uniform valuation of property, were broadened to a considerable extent. Heretofore, the State Tax Commissioner has been made to feel himself little less than a "figure-head."

The law creating the office in 1905 had made him the head of the taxing system of the State and had charged him with the responsibility of "equal and uniform assessments" but he was wholly lacking in power to deal effectively with any situation, regardless of its aggravating features. In the distribution of the State School fund and in numerous other ways, facts came under the observation of the Tax Commissioner's department, which reflected the grossly unequal and unfair assessments obtaining in many counties and local districts. The Tax Commissioner was powerless to deal with these matters because of his lack of authority to reach them.

Recognizing the necessity for some remedial legislation, I asked the legislature to revise the act creating the Tax Commissioner's office and to amplify the powers given him to the extent that some central supervision might be had over the local assessors, and to the same extent only that the Tax Commissioner, as ex-officio Chief Inspector of Public Offices, checks up and verifies the records of the sheriff and other local officers, who are engaged in the handling of public revenues. The assessor does not handle public revenue—but he fixes the basis of property valuation, which is just as vital to the public good as any other governmental activity. I maintain that there is just as much necessity for supervision over assessing officers to see that there is no abuse of authority, as exists for a bank examiner to supervise the affairs of a national or state bank. The assessor who performs his duty under his oath will favor such supervision, but he who would serve special favors would naturally protest against any supervision.

Every state in the Union, in the administration of its tax laws, has recognized, without exception, the necessity for central authority to supervise local assessments. West Virginia was practically the last to take the step to correct the grossly unfair conditions that have been growing worse from year to year. The principle in effect in most of the other states of the Union gives to the assessing authorities of the State—generally a State Tax Commission or a Tax Commissioner—the authority to order horizontal increases in any county or taxing district where assessment valuations were found to be deficient. These increases are made by the central taxing body and carried into effect by such body. Another method of remedy—one which I believe to be more equitable and at the same time less drastic—was provided in the Sanders law. It gives to the Tax Commissioner the authority to appoint special assessors in any county where the local assessor "fails, neglects or refuses" to assess all property in accordance with the standard fixed by law. It is provided that notice must be given to the assessor by the State Tax Commissioner of his intention to appoint special

assessors, setting forth the basis of the contemplated action, and if the local assessor continues in his failure or neglect to assess the property of that county legally, that it shall be the duty of the State Tax Commissioner to appoint special assessors for that purpose. Such special assessors supersede the authority of the local assessor for such time as required to carry out the duty imposed upon them by the State Tax Commissioner, but there is no "removal from office" of the local assessor, as has been charged by propagandists, who have sought to prejudice the principle, which is so essential, to a uniform, fair and equal assessment of property. It is unthinkable that the people of the State would desire a continuance of the old system that has permitted property in one county to be assessed at twenty-five or less percent of its "true and actual value" and another county at seventy-five percent of its value. Only the fact that the taxpayers generally have not been informed of the serious inequalities that have existed, has prevented a general rising-up in protest by those who have been the victims of our grossly loose system.

In 1905 when the Dawson tax laws were enacted, it was the theory that the State's revenues should come exclusively from indirect taxation and that we would reach the point where the state levy on property might be entirely eliminated. I believe firmly in the justice and equity of the Dawson tax principles and the theory as to the elimination of the state tax on property was adequately justified at that time. In fact, the state levy in 1912 was practically wiped out—it being only one cent for that year. But West Virginia is a vastly different state today than it was in 1905 and much different than it was in 1912. We have been making progress as we have been growing. The demands of our institutions have increased astoundingly. In fact, the state has been unable to provide adequately for the overwhelming demands that have arisen in the readjustment of our governmental activities subsequent to the close of the world war.

But, with the issuance of the Virginia debt bonds to liquidate our ante-bellum debt and the authorized issue of \$50,000,000 for road bonds, which under our constitutional amendment, may be made a revolving debt for generations to come, which bonds, are backed up, as they must necessarily be, by all the property in the State, we face the certainty of a state levy to cover interest and sinking fund charges on those bonds for a generation to come. Likewise, do we face the necessity of raising six and a half million dollars for the erection of the new state capitol building. With



the certainty of a state levy before us we cannot tolerate a system that has permitted of gross inequalities in the assessment of property throughout the various counties of the State. The law fixes the standard to be followed but there has been a wilful evasion in the enforcement of it—each county competing with the other to hold down its property assessment. Last year we found valuations on the “true and actual value” basis, as fixed by the law of the State, ranging from 23 percent to 87 percent. The enforcement of our assessment system has been little less than criminal because of the lack of equality. I maintain that each taxpayer within the State is entitled to know when he pays his tax ticket that the taxpayers in other counties are paying on the same basis of assessment. That has not been true heretofore.

Much yet remains to be done in perfecting a fair degree of equality in the assessment of property and undoubtedly it will require several years of effort, supported by vigorous administration to place all of our varied classes of property on a strict basis of equality. West Virginia with its coal resources, its oil and gas and lumber wealth, its horticultural and agricultural lands and its great manufacturing wealth is a state of such varied classes of property as to make it a tremendous task to carry out a program of uniform and equal valuations. We have made a good start—but that is all—the work must be continued to a successful conclusion through close application and hearty co-operation.

There is much evidence on all hands of the great change that has been wrought in public opinion. At the outset the public mind was made antagonistic from the misunderstandings and misapprehensions concerning the purposes underlying the plan. But there has been a remarkable change in the public mind and today we find the average taxpayer prepared to accept a valuation of his property on the legal basis and without protest. It is recognized that there must be only one standard in order to insure uniformity and that standard must be that fixed by our laws.

During the first year of the administration of the new law, regulating our assessment of property, it was found necessary, only in one instance, to invoke the authority for the appointment of special assessors. That was in Fayette County—one of the wealthy counties of Southern West Virginia—and a county that received from the State for the year of 1921 one-eighth of the total School Aid fund. Investigation showed unequal and inadequate assessments, and a newly-appointed assessor, named to fill a vacancy in the office, refused to give consideration to the program

of revised valuations, based on the legal standard. In fact, his assessment of personal property had reduced the valuation of that class of property three and a quarter million dollars over the previous year. The situation could not be dealt with in any other method than through the appointment of special assessors. Other counties were pursuing the program of property re-valuation with vigor and determination while Fayette County would have fallen far behind its old valuation, which was grossly inadequate, if no remedy had been applied.

Although resistance was made to the appointment of special assessors, and the legal issue was raised as to the constitutionality of the act, clothing the State Tax Commissioner with broader powers, the Supreme Court of the State very promptly and by unanimous decision sustained the act and compelled a compliance with the Tax Commissioner's Order.

There is no public issue more important than the issue of a more equal and less oppressive burden of taxation. Our system calls for an assessment made by a different assessor in each of the fifty-five counties of the State. In order that uniformity might exist, each assessor, were he left to his own resources, would need to be an expert in values on every class of property in his jurisdiction. Such knowledge is given to but few men and therefore this department, having been authorized through legislation, employed experts to advise with the assessors and to assist them in their work. Assessors from counties in which similar properties lay were called together in group meetings, at which systems were devised whereby uniformity of assessments on properties within the same class might become possible. Splendid results have been obtained and while there are many problems yet unsolved, I say with confidence that the people of this State have less cause for complaint this year, with respect to inequality and injustice of the tax burden, than for many years past and that no state of the United States operating under the ad valorem system can point to a fairer assessment than that of West Virginia.

### CONSTITUTIONAL LIMITATION OF LEVIES

Constant fear was expressed throughout the State that "true and actual value" assessments without further restriction on the various levying bodies would result in increased burdens. I recognize that until some restraint is legally placed on the various units of local government, a decrease in the aggregate of taxes

levied must depend upon the willingness of these fiscal bodies to achieve economies in administration and decreases in appropriations. It is gratifying to note that the majority of the levying bodies took a wholesome interest in trying to hold levies down to an absolute minimum, but inasmuch as there are some few units of government that fulfilled the prediction regarding increased taxes and also since the personnel of the various fiscal bodies will change from time to time, I feel that there is a necessity for limitation of levies by constitutional enactment. Past experience has shown the futility of statutory restriction except as a temporary relief. A constitutional amendment is the only safe remedy, but while that is in process, we should have a revision of levies by statute that will protect the public from excessive rates based on larger taxable values. The ever-increasing demands of industrial, educational, charitable and financial development, support of State and public institutions, the payment of the Virginia debt and the State road bonds and the building of a new capitol, indicate that the increase of rate will become intolerable unless a constitutional limitation of levies is effected with a maximum low enough to insure a genuine and, therefore, equitable assessment of property if necessary revenues are to accrue to the various bodies dependent upon that source.

The constitutional requirements that "taxation shall be equal and uniform" and that all property, both real and personal, shall be assessed in proportion to its value to be ascertained as directed by law, and the statutory provision that such proportion shall be "true and actual value" have been so persistently and effectually evaded, and so much property has been undertaxed or not taxed at all, that drastic measures to check these evasions and more equally distribute the burden are an absolute economic necessity of the times.

With the proper degree of conservation in the expenditure of public funds and the efficiency brought about in the conduct of public affairs that is rightfully demanded by the great mass of taxpayers in the readjustment to a normal basis of governmental activities, together with a uniform assessment of property on the legal basis of "true and actual value," I am of the opinion that a maximum levy for all purposes of \$1.50 on the \$100 on property within municipalities and \$1.25 on the \$100 in districts outside of municipalities will be sufficient and I hope to see a constitutional amendment to that effect submitted to the people for approval by the next legislature. I believe the people of the State recognize

the necessity of some general limitation on spending bodies in order to make our burden of taxation fairly definite and fixed.

### NEED FOR CLASSIFICATION OF PROPERTY FOR TAXATION PURPOSES

One great source of complaint against the administration of our tax laws, is that real estate and tangible personal property has been called upon to bear an unjust share of the burden of taxation for the reason that the assessment of intangible personal property is very small when compared to the assessment of these other classes.

Although the evasion of taxation by intangibles is not authorized by law, it is tolerated under conditions that are beyond control and condoned by common consent because of common knowledge that the average income received by holders of this class of property is around 5 percent, while the average rate of taxation in this State is between 2 and 3 percent—to be exact, 2.26% in 1921. As a result of the collection of a tax of such proportions, this class of property is rendered practically worthless as an investment and a system of taxation that seeks to impose such a burden on this kind of property is improvident, ineffectual and unjust; improvident because it has driven money into investment in non-taxable bonds, thereby depriving the community of resources essential to its expansion and growth; ineffectual because intangible property is driven into hiding to such an extent that it might be said to be exempt from taxation; unjust because it reduces the earning power of such property to a little over 2½ percent and because an unnecessary burden is imposed upon visible property by reason of intangible property's outside investment and concealment.

An important consideration in connection with the proposal of a reduced rate on intangible property is the question of its revenue producing capacity. Unless it can be shown that the new method might reasonably be expected to produce revenue at least equal to that yielded by the old, all arguments in favor of a change would be subject to challenge.

We are not without evidence from which strong inferences may be drawn. Several states have adopted a classification system whereby intangibles are either subject to a lower rate than other classes of property, or relieved from the operations of the ad valorem tax and made subject to an income tax.

The mother State of Virginia fixed the rate on bonds, notes and other evidences of debt at 35c on the \$100 valuation—localities being permitted to levy a rate not to exceed 20c. Money in bank bears a state rate of 20c—no local levies being permitted on this class of property. The State rate on capital used or employed in business is 85c. The rate on income is 1 percent on the first \$3,000 taxable income and 2 percent on the remainder. The results of this policy have been very encouraging. The amount of income assessed with taxes has increased from \$19,000,000 in 1914 to \$136,000,000 in 1921; the amount of capital from \$28,000,000 in 1914 to \$141,000,000 in 1921; the total of all intangibles from \$157,000,000 to \$384,000,000 during the same period.

Kentucky, which has only provided for property classification within the last four years, found that under the plan of making money, notes and bonds subject to a state rate of only 40c on the \$100, that the assessment of that class of property increased from approximately \$69,000,000 to more than \$321,000,000 during that period. Intangible wealth came out of hiding under a reasonable tax rate and the State benefited greatly by the increase in the assessment even though the levy was much less. Kentucky went ever farther in fixing a guaranteed rate of 10c per \$100 on bank deposits. Money found its way into the banks that had never been there before. There was such a stimulation in business as could not have been brought about in any other way.

In the State of Minnesota the classification system has met with such popular approval, has been so generally successful in operation and has become, after a trial of nine years, such an intimate part of their scheme of taxation that, according to the report of the Minnesota Tax Commission, it never will be abandoned while ad valorem taxation prevails in its present form.

In the year 1921 in our own State \$99,973,834.00 intangibles were taxed. At the average rate of \$2.26 this property would yield a revenue of \$2,259,408.65. This class of property is invariably found in taxing jurisdictions which impose the smallest rates and, therefore, in estimating the financial results of a reduced rate, allowance should be made for the probability that intangibles paid upon an average somewhat less than the average rate of taxation in the State, thereby actually yielding less revenue than the above calculation would indicate.

I believe that I would be placing a conservative estimate on the amount of intangible personal property owned in this State were I to assume that it equals the value of real estate. Investigations

in Massachusetts have shown that the taxable intangible property exceeds the value of real estate by from 10 to 50 percent. One tax authority in Maine says: "I should not be surprised if the ownership of intangible property equals the entire ownership of all other kinds of property." For the purpose of showing what the outcome of a lower rate on intangibles would be, let me assume various ratios of intangibles to real property. I have already shown that it has been the experience of other states that this class of property will voluntarily respond to either the flat rate tax or the equivalent income tax. Unofficial figures indicate that our real estate valuation in 1922 is \$1,208,796,358. The following table will show what the yield in revenue would be with intangibles returned at 50, 75 and 100 percent of real estate values and at rates of 50, 60 and 70 cents on the \$100 valuations:

RATE OF LEVY	Yield where the Ratio of Intangible to Real Property is:		
	50%	75%	100%
.50	\$ 3,021,991	\$ 4,532,987	\$ 6,043,982
.60	3,826,389	5,439,584	7,252,778
.70	4,230,787	6,346,181	8,461,574

The average rate in West Virginia is so high that it absorbs about 50 percent of the income derived from the intangibles taxed and the disposition to secrete or remove this property from the reach of assessment is a logical result. Such action is not conducive to good citizenship but the penalty placed upon integrity is so high and the premium put upon perjury so great that the public conscience has become debauched. It is the experience of every State in the Union that there is a limit to the rate of taxing intangible property, beyond which the property disappears, and the revenue that a fair rate would otherwise produce is substantially lost.

I believe that a calm and dispassionate consideration of this subject, with partisan and factional prejudice forgotten, will result in the conclusion that constitutional provision must of necessity come that will permit of the classification of property for taxation purposes and I hope to see such an amendment sub-



.....

.....

.....

.....

.....

.....

.....

.....

.....

.....

.....

.....

.....

.....

.....

.....

.....

.....

.....

.....

.....



mitted for approval along with that suggested for a limitation of levies.

## COMPARISON OF 1922 VALUATIONS WITH THOSE OF 1921

Although the present report only covers the years 1920 and 1921, this discussion is based on the most recent developments in the field of taxation. The splendid co-operation rendered this department by the assessors almost without exception and culminating with a supreme effort in 1922, has been productive of such commendable results that I have inserted a table of comparative 1922 and 1921 values. In justice to those assessors who made active efforts in 1921 in response to my advocacy of a literal application of the "true and actual value" standard of valuation, and whose counties therefore do not appear among the leaders in increased valuation this year, I have added a table showing 1921 and 1920 comparative values for Barbour, Boone, Lewis, Mingo, Nicholas, Preston and Wyoming counties.

## GASOLINE SALES TAX RECOMMENDED

The increased burdens of governmental support, arising largely from our school expansion program and the building of public highways, to which I have already referred, necessarily and logically leads to search for new sources of income in order that the rate on real estate and personal property shall not become intolerable.

One of the heaviest drains on our resources is the extensive development of our public highways. No class of people will benefit more from these improvements than the owners of motor driven vehicles. A tax of one cent per gallon on gasoline is now in operation in thirteen states. Oregon has a tax of two cents per gallon. Our neighboring states of Kentucky and Pennsylvania have a one cent tax on gasoline. A tax of this nature affords the best practicable measure of the use of the roads because it makes possible the taking of mileage into account and in addition will reach the cars of other states operating in West Virginia. The revenue derived from such a tax should be applied either to the construction and maintenance of roads or should be placed in the State Road Bonds sinking fund. Such revenue will reduce the burden on property generally to a material extent and I recommend

that a tax on gasoline of one cent per gallon be made a part of our system of taxation, the proceeds of which shall be devoted exclusively to our highway system.

I wish to make it understood definitely that my suggestion of a special tax on gasoline consumption is not for the purpose of adding any new tax methods directly but rather for the specific purpose of relieving property of a burden that it must otherwise bear.

## INHERITANCE TAXATION

From 1887 to 1904, before the office of State Tax Commissioner took over the collection of inheritance taxes, and under the old law, there was collected for the seventeen years the sum of \$55,765. The act of 1905, and subsequent amendatory acts thereof, broadened the scope of the inheritance tax law. The amendatory act of 1913 so extended the law as to impose a tax upon the transfer of stock of West Virginia corporations owned by non-resident deceased persons of this State at the time of their death. This provision of the act alone has brought many thousands of dollars into the State treasury. The sum of revenue collected by the office of the State Tax Commissioner from the source of inheritance taxation since the act of 1905, up to the end of the fiscal year June 30, 1921, is \$3,059,089.90; and for the year ending June 30, 1922, the collections aggregated \$601,805.39, making a grand total of revenue derived from this source up to and including the fiscal year ending June 30, 1922, of \$3,660,894.29.

By the amendatory act of the special session of the legislature of 1921, many defects in the inheritance tax law were corrected; the primary rates were increased one percent; a new class of beneficiaries consisting of strangers, non-resident, religious, educational, charitable, etc., institutions was provided and the primary rate of such additional new class of beneficiaries was fixed at ten per centum. The inheritance tax rates increase by a uniform sliding schedule according to the amount of beneficial interest received. In other words, the law taxes the **beneficial interest** by a uniform schedule of rates as a unit and not the estate as a unit. A single beneficial interest seldom exceeds \$100,000, hence the primary rate and the first rate above the primary rate are most used. The law as amended by the 1921 acts will materially increase the revenue from this source and yet its application is not severe when properly analyzed and understood. The law was further

amended by the 1921 act, which amendment imposes a pro rata tax upon the transfer of stock of foreign corporations legally admitted to do business in West Virginia owned by a non-resident deceased person, such tax being based upon such proportion of the stock as the property of the corporation situate within this State bears to the total property of the corporation. The success of this provision yet remains to be observed. The provision having become effective August 3d, 1921, it is yet in its infancy.

Inheritance taxation is now largely looked upon as one of the most wholesome and equitable sources of public revenue. Its burden is less felt than any other form of taxation. Every state in the Union, except four, has a progressive inheritance tax measure, and the West Virginia law, as amended by the 1921 legislature, has attracted wide attention from tax authorities of many states. The cost of administration of the inheritance tax is practically negligible.

### OUR LICENSE LAWS

The legislature of 1909 (section 42-A, chapter 68), passed an act authorizing the State Tax Commissioner to collect license taxes from persons engaged in business requiring the payment of a license tax, and in certain cases issue licenses to them. Before the enactment of the law, one desiring to engage in business requiring the payment of a federal government tax would generally pay the government tax; there was more respect for the federal revenue law than there was for the State revenue law, insofar as the revenue came from license taxes. The act of 1909 has entirely changed this view of the State law respecting licenses. There is today as much respect for the license laws of the State as there is respect for the license laws of the federal government.

Under the provisions of the act of 1909 as amended by the acts of 1921, the State Tax Commissioner's office, up to the end of the fiscal year, June 30th, 1922, has collected the total gross amount of \$299,792.78. The gross collections, which cover only delinquents, who failed to take out the required license from the county clerk, totaled for the past year \$47,125.26.

West Virginia has been sorely afflicted with a class of questionable itinerant shows that sustain themselves by going from place to place and "fleecing" the public. These aggregations, which are popularly known as carnivals, carry and operate all kinds of gambling devices and other unlawful devices and entertainments.

Under our present license law, they are subject to a nominal weekly license fee. They have become a general nuisance in this State and in some of the larger cities have been barred from conducting their shows because of offensive practices. I would recommend that our license laws be revised so as to make the license fee prohibitive for this class of shows. The State would be made free, in this wise, of an unwholesome influence in many of the local communities. We can no longer afford to license this class of shows.

### THE GROSS SALES TAX AND ITS RESULTS OF ONE YEAR

Up to the year 1914, the State of West Virginia derived its revenue for state purposes from three principal sources, namely (1st) a small direct levy on real and personal property, (2nd) the charter or license tax on corporations, based on their authorized capital stock, (3rd) liquor and other licenses.

In 1914 the State went into the dry column, and it became necessary for the legislature to provide another substantial source of revenue to provide moneys formerly received from liquor licenses; so in 1915 a law was passed imposing an excise tax for the privilege of doing business in a corporate capacity based on the net income derived from business transacted or capital invested in the State of West Virginia. The tax rate for the years 1915 and 1916 was  $\frac{1}{2}$  of 1%, thereafter  $\frac{3}{4}$  of 1%. Collections from this source fluctuated to a great extent, the State receiving, in round numbers, in 1916, \$322,000.00; in 1917, \$500,000.00; in 1918, \$1,300,000.00; in 1919, \$700,000.00.

The Excise Tax law may be said to have been fairly equitable so far as corporations were concerned, although the State Tax Commissioner, who was charged with the administration of it, experienced more or less difficulty on account of certain features, such as the charging against gross income of extraordinary salaries; the claiming of depletion, in the case of coal mines and gas wells, in excess of the depletion allowed by the law; the claiming of depreciation by a very large percentage of corporations in excess of that actually sustained during the year, etc. On the other hand, from the corporations' viewpoint, the law was inequitable in that it imposed a tax on corporate net income only, while the income of partnerships, associations and private business enterprises escaped taxation.

Responding to the need for additional revenue and the general feeling that the burden of taxation should be spread more widely, the 1921 session of the legislature brought forth the repeal of the Excise Tax Law, the repeal effective July 1, 1921, and the substitution therefor of the Business-Profession Tax Law, putting into operation in the State of West Virginia what is generally known as the Gross Sales Tax.

This law is designed to reach every person, firm, co-partnership, association and corporation engaged in business in the State of West Virginia for profit and doing over \$10,000 business in the State as expressed by the gross sales. It also requires a tax from those engaged in practicing professions in West Virginia on the excess of their annual gross income above \$10,000.

After considerable experience in the administration of this law, I am led to believe that it is as fair and as easy of administration, and the costs of collection as low, as any law that can be framed to conform to our present State Constitution which provides, as to the levying of this sort of tax, that "The legislature shall have power to tax, by uniform and equal laws, all privileges and franchises of persons and corporations." I do not say that the Gross Sales Tax is simplicity itself, nor do I say that it is absolutely equitable, but I doubt if any law which attempts to spread the burden of taxation as widely as this law really does can be more equitable.

True enough, equity might prevail to a greater extent were the rates graduated or if a different rate might be fixed for practically each class of business. It is common knowledge that while one business turns its stock over say four times a year, another will turn only two or three times and still another only one time. The invested capital in one instance is low and the rate of net profit high; in another, the invested capital is high and the rate of net profit low. In some cases the manufacturers sell direct to the consumers—one turnover. In other cases, the tax will be cumulative for the reason that the manufacturer sells to the wholesaler, the wholesaler to the retailer and the retailer to the consumer. But, in my opinion, considering the low rate, the taxes of any taxpayer will not be so large, out of proportion and unreasonable as to justify the installation of a system of complicated returns with all the attendant confusion and costs to the taxpayers incident to their preparation. Simplicity in the preparation of returns is highly desirable. The taxpayer wants it. The State wants it. We have simplicity in the present law.

The tax is the simplest possible to levy and collect; it is so small

that it may be absorbed as an overhead charge, similar to light, heat, rent and other charges of maintenance.

The taxpayer himself, if he so chooses, can make his return and he knows almost to a certainty what his tax will be and that when the tax is remitted that is the end of it—no bills for back-taxes, or to cover questions admitting of doubtful construction. The tax, so far as the State is concerned, is a certain and stable source of revenue. This, to my mind, is one of its most meritorious features and is quite in contrast to the fluctuating revenue that was produced by our tax on corporate net income.

Some manufacturers have opposed the Gross Sales Tax because of what they conceive to be a disadvantage in competition with manufacturers of adjoining states, but if these interests would look at this tax from the viewpoint of its being a franchise or privilege tax, the sales only being used as the measure by which the amount of tax is determined, and would then compare the amount of such tax with the franchise taxes of adjoining states—and this is the only correct way of viewing our Gross Sales Tax—I feel quite sure the disadvantage would not loom so formidably.

On the whole, I am convinced that the Business-Profession Tax has been a success. True, it has not produced the revenue that was anticipated by the legislature that made it a law, but that has been due to the fact that the volume of business for the fiscal year ending June 30th, last, has been decidedly less than the normal business in the State. It has essentially established the production tax principle in this State, in that the basic industries associated with our greatest natural resources—coal, oil, gas, limestone and other minerals—are classified under a distinctive division and are compelled to pay twice the rate imposed on general business activity. It is shown that for the first year of the operation of the tax, 46.5 percent of the total revenue came from the production class business. While the heavier rate has imposed no undue burden on our natural resource industries and they have been content to accept the larger tax rate without question, this act of the legislature has been effective in quieting the agitation for a special tax on this class of industry. It seems to be a very happy solution of this problem and at the same time has prevented a discriminatory species of tax burden on the industries which have made West Virginia a great and prosperous State.

In view of the fact that West Virginia is the only State in the Union which has made the Sales Tax principle effective, great interest has been shown by all tax students and tax authorities

of other states and governments in the result of its administration. Many delegations have visited the State to make special investigation of our Sales Tax system and hundreds of inquiries have been received by the Department bearing upon the subject. Our tax has been regarded as a distinct innovation in the field of indirect taxation and the result of it has been under national observation.

From July 1, 1921, to August 15, 1922, there has been collected under the law the sum of \$1,910,505.28, of which amount the producers of coal, oil and gas paid \$888,318.37 or 46.5%; of this amount the coal industry paid \$684,383.40, or 35.8%; the manufacturers paid \$472,784.40, or 24.7%; the sellers of property, real and personal, \$327,394.23, or 17.1%; wholesalers and jobbers \$39,718.59, or 2.1%; banks and public utilities, \$93,411.50, or 4.9%; and professions and all other businesses not included in the preceding items, \$88,878.19, or 4.7%. This period was sub-normal from a business standpoint. Coal production was unsettled, and many factories were idle or at a low ebb in operation. Under normal conditions the law as it stands, in my opinion, would produce approximately \$3,500,000 annually.

As is the case with most laws carrying a new system, revisions and amendments from time to time are necessary. In due course I shall suggest some amendments to clarify the Act and to make the law more equitable, as my experience with the administration of the law suggests. I am inclined to the belief that the exemption of \$10,000 is too high; I do not believe any business of more than \$5,000 per year should be exempted; that the basis of tax, as relating to wholesalers and jobbers, should be the gross sales rather than the gross profits, but as the wholesalers' profits are much less than those of the retailer, it would be fair to make the rate about one-half that of the retailer; that the tax rate should be slightly increased as to banks and public utilities, which at this time are not paying their adequate part; and that a more simple and less costly method can be provided for the assessment and collection of the Sales Tax as relates to sales of real estate.

In view of the fact that the Business-Profession (Gross Sales) Tax Law is being tried for the first time in our State, I beg to be privileged to file, at a later date, a special report containing complete statistical information as to collections and recommendations as to any changes in the law which may appear necessary or equitable.

## FORFEITURES

COUNTIES	For Fiscal Year Ending		COUNTIES	For Fiscal Year Ending	
	June 30, 1921	June 30, 1922		June 30, 1921	June 30, 1922
Barbour.....	\$ 2,690.90	\$ 847.64	Mingo.....	\$ 1,049.79	\$ 1,300.98
Berkeley.....	908.40	767.64	Monongalia...	9,891.09	1,321.50
Boone.....	844.06	36.00	Monroe.....	350.38	348.38
Braxton.....	503.82	.....	Morgan.....	.....	34.32
Brooke.....	3,451.97	3,508.90	McDowell.....	3,040.83	244.35
Cabell.....	5,159.69	2,908.20	Nicholas.....	813.15	.....
Calhoun.....	22.10	.....	Ohio.....	13,817.19	26,161.18
Clay.....	82.49	.....	Pendleton.....	.....	.....
Doddridge.....	1,159.63	366.55	Pleasants.....	22.10	93.26
Fayette.....	2,440.01	9,320.76	Pocahontas.....	.....	33.38
Gilmer.....	22.10	34.32	Preston.....	1,220.40	1,153.48
Grant.....	.....	.....	Putnam.....	33.27	.....
Greenbrier.....	.....	954.01	Raleigh.....	988.00	432.00
Hampshire.....	.....	214.32	Randolph.....	.....	196.52
Hancock.....	1,972.68	1,288.57	Ritchie.....	.....	119.95
Hardy.....	.....	149.49	Roane.....	22.10	211.64
Harrison.....	5,991.78	11,710.04	Summers.....	540.00	207.20
Jackson.....	192.88	34.32	Taylor.....	677.36	758.25
Jefferson.....	809.88	333.00	Tucker.....	828.97	.....
Kanawha.....	11,985.67	11,530.43	Tyler.....	.....	339.58
Lewis.....	.....	1,727.68	Upshur.....	403.10	695.00
Lincoln.....	.....	.....	Wayne.....	81.00	2,087.00
Logan.....	4,859.75	3,971.27	Webster.....	.....	1,791.00
Marion.....	2,925.18	1,841.86	Wetzel.....	.....	650.46
Marshall.....	505.21	5,393.60	Wirt.....	22.10	156.60
Mason.....	.....	2,851.23	Wood.....	1,102.19	1,470.51
Mercer.....	684.06	7,467.67	Wyoming.....	81.00	259.00
Mineral.....	.....	595.95			
Net Total.....				\$ 82,196.28	\$ 107,918.99



## INHERITANCE TAXES BY COUNTIES FOR YEARS 1921-22

COUNTIES	Fiscal Year Ending		COUNTIES	Fiscal Year Ending	
	June 30, 1921	June 30, 1922		June 30, 1921	June 30, 1922
Barbour.....	\$ 3,261.46	\$ 8,540.18	Mingo.....	\$ 736.29	\$ 372.45
Berkeley.....	9,021.45	5,054.94	Monongalia...	3,382.72	14,974.28
Boone.....		8,102.26	Monroe.....	778.04	77.40
Braxton.....		700.11	Morgan.....		
Brooke.....	1,994.04	4,750.93	McDowell....	13,348.50	80.00
Cabell.....	23,476.69	12,363.85	Nicholas.....		
Calhoun.....			Ohio.....	80,853.06	129,763.97
Clay.....			Pendleton....	1,048.37	328.65
Doddridge.....		298.33	Pleasants....		113.91
Fayette.....	6,462.80	16,366.09	Pocahontas...	1,078.64	91.53
Gilmer.....	79.00	372.31	Preston.....	760.63	
Grant.....	9.40	125.49	Putnam.....		150.00
Greenbrier....	2,033.07	1,502.61	Raleigh.....	4,970.03	
Hampshire....	1,932.05	839.76	Randolph....		421.12
Hancock.....	68.88	2,491.91	Ritchie.....	347.45	1,283.20
Hardy.....	1,496.19	1,089.06	Roane.....	2,827.39	760.65
Harrison.....	37,127.63	73,029.23	Summers....	1,595.54	2,282.96
Jackson.....	10,057.64	134.60	Taylor.....	2,861.99	770.50
Jefferson....	15,384.74	9,118.31	Tucker.....	30.00	127.92
Kanawha.....	73,014.64	20,832.76	Tyler.....	1,063.40	592.29
Lewis.....	884.32	2,121.00	Upshur.....	141.96	172.56
Lincoln.....	98.06		Wayne.....		4,418.72
Logan.....	4,383.60		Webster.....		1,218.05
Marion.....	2,771.70	20,126.28	Wetzel.....	20.16	150.10
Marshall....	1,252.66	4,479.00	Wirt.....		22.70
Mason.....	394.72	7,673.71	Wood.....	3,663.93	23,287.36
Mercer.....	12,903.72	12,146.05	Wyoming....		1,400.31
Mineral.....	864.32	12.00	Non-Residents	372,383.88	206,673.99
Net Total..				\$700,864.76	\$ 601,805.39

**LICENSE TAXES COLLECTED BY COUNTIES FOR THE FISCAL YEARS  
ENDING JUNE 30, 1921 AND 1922**

COUNTIES	1921	1922
Barbour.....	\$ 77.80	\$ 25.00
Berkeley.....	501.47	220.90
Boone.....		148.50
Braxton.....	53.00	121.15
Brooke.....		255.26
Cabell.....	3,176.53	4,358.75
Calhoun.....		
Clay.....	19.00	127.41
Doddridge.....	13.00	11.26
Fayette.....	446.67	2,707.28
Gilmer.....		
Grant.....		34.00
Greenbrier.....	80.50	680.00
Hampshire.....		29.00
Hancock.....		295.35
Hardy.....		
Harrison.....	1,945.00	1,655.43
Jackson.....	158.00	61.50
Jefferson.....	5.00	154.00
Kanawha.....	2,435.00	7,129.50
Lewis.....	368.86	327.05
Lincoln.....		159.65
Logan.....	104.82	3,185.37
Marion.....	1,967.75	1,297.08
Marshall.....	265.03	322.95
Mason.....	216.34	169.70
Mercer.....	1,498.50	2,561.47
Mineral.....	66.44	119.10
Mingo.....	142.90	1,474.25
Monongalia.....	750.81	322.17
Monroe.....	19.00	100.00
Morgan.....	62.00	
McDowell.....	1,387.45	2,163.80
Nicholas.....	57.00	143.38
Ohio.....	1,329.17	2,756.36
Pendleton.....		
Pleasants.....		172.34
Pocahontas.....	43.46	83.00
Preston.....	104.59	17.01
Putnam.....		189.70
Raleigh.....	126.70	2,170.27
Randolph.....	73.54	182.50
Ritchie.....	160.42	206.70
Roane.....		180.50
Summers.....	120.45	744.24
Taylor.....	193.72	310.68
Tucker.....	144.15	274.95
Tyler.....	74.90	103.07
Upshur.....	1,620.84	1,410.22
Wayne.....	683.41	1,446.85
Webster.....		82.04
Wetzel.....	94.00	250.20
Wirt.....	44.00	
Wood.....	5,421.21	3,665.21
Wyoming.....	34.00	1,040.47
State.....	1,332.79	1,478.69
<b>Total.....</b>	<b>\$ 27,417.22</b>	<b>\$ 47,125.26</b>

## STATE AND LOCAL FINANCE

The aggregate taxes levied and collected through the local tax machinery for the support of municipal government, schools, county government and state government in the years 1911, 1916 and 1921 were:

Taxes Levied By	1911	1916	1921
State—General.....	\$ 286,979	\$ 1,168,710	\$ 1,696,064
Virginia Debt.....			1,696,064
County Courts.....	3,679,633	6,064,071	12,386,497
Boards of Education.....	4,284,194	6,755,889	17,975,830
Municipalities.....	1,489,616	2,085,412	4,491,789
Totals.....	\$ 9,740,422	\$16,074,082	\$38,246,244

In order that the comparative increases in the tax burden imposed upon each one of these governmental units may be made clear, the following figures showing the distribution of the increase are given:

### *The Five Year Increase, 1911 to 1916*

Taxes Levied By	Amount	Percent Whole Increase
State.....	\$ 881,731	14 %
County Courts.....	2,384,438	37½%
Boards of Education.....	2,471,695	39 %
Municipalities.....	595,796	9½%
Total.....	\$ 6,333,660	100 %

*The Five Year Increase, 1916 to 1921*

Taxes Levied By	Amount	Percent Whole Increase
State—General.....	\$ 527,354	2½%
Virginia Debt.....	1,696,064	7½%
County Courts.....	6,322,426	28½%
Boards of Education.....	11,219,941	50½%
Municipalities.....	2,406,377	11%
<b>Total.....</b>	<b>\$ 22,172,162</b>	<b>100%</b>

*The Ten Year Increase, 1911 to 1921*

Taxes Levied By	Amount	Percent Whole Increase
State—General.....	\$ 1,409,085	5%
Virginia Debt.....	1,696,064	6%
County Courts.....	8,706,864	30½%
Boards of Education.....	13,691,636	48%
Municipalities.....	3,002,173	10½%
<b>Total.....</b>	<b>\$ 28,505,822</b>	<b>100%</b>

From 1911 to 1921 growth in population in the State was roughly 242,600, an increase of approximately 20%. During the same period the assessed value of taxable property increased about 48%. The total direct taxes levied on property increased 292%. In other words, costs of government have been advancing very much faster than population or the tax base.

It must not be forgotten that a government, like any private business, has to go in the open market and buy its supplies and materials and that during recent years there has been an abnormal

increase in the price level. It is of interest, consequently, to compare the increase in cost of government for the first five years of this decade with that of the last five years.

Five Year Period	Amount of Increase	Percent Increase
1911 to 1916.....	\$ 6,333,660	65
1916 to 1921.....	22,172,162	138

From these figures it is clear that in spite of the phenomenal increase in the per capita cost of State and local government, 105% in five years—this increase is very considerably less than the general increase in wholesale costs during the same period. Moreover, the standards of governmental service have risen very materially. We are no longer satisfied with the same quality of public service which was acceptable a few years ago. Both our State and local government units today are rendering far more service and, as a whole, far better service than was furnished a few years ago.

It would entail considerable work to compile a list of all the things bought with tax money; the provision of laws for the preservation of life, protection of person and security of property; regulation of the complex industrial and social inter-relation of our citizens; the courts, police and national guard to uphold the laws; the elaborate school system; hospitals; penal and reform institutions; public highways; protection of workers in factory and mine; the battle with sickness and disease in man and animals; protection of the savings and bank deposits of the people and the hundreds of other activities which confer benefits on all of our citizens that could be secured in no other way, but which are thus purchased at a very small price through community co-operation. Experience demonstrates that activities of this kind once commenced and established are deemed necessary and indispensable.

I believe that if the citizens of this State will make a fair and candid appraisal of the benefit conferred in relation to the cost, their verdict will be that the State's business pays adequate returns to its citizens. While there is doubtless ample opportunity for improvement in operative efficiency, the State's fiscal affairs and business activities are on the whole honestly administered and

well managed, and I do not believe there is any easy short cut to the solution of the tax problem through drastic reduction of appropriations or through radical improvements in the methods of disbursing and applying public funds.

On the other hand, the need for caution is indicated in the fact that the post war period has precipitated a great tendency to increase the public debt. We have felt that tendency in this State as it has been felt universally. Three years ago West Virginia was the only State in the whole sisterhood of states that did not have a dollar of state debt. Within that comparatively brief time, we have gone from that extreme position to the other extreme of having an authorized state debt of approximately \$65,000,000 which, in proportion to our assessed valuation, is practically as great as the public debt of any other state. Three years ago the legislature faced a judgment of more than \$13,000,000 and interest for the payment of the Virginia debt, which has been hovering over us like a dark cloud for decades. It was paid promptly by the issuance of state bonds. At the following election, the voters ratified an amendment to the constitution to authorize the issuance of \$50,000,000 for road development and already \$15,000,000 of that amount has been sold. This indicates the marked tendency of the times to pile up public debt to meet the demands that arise from the broad expansion of our scope of government activities.

What has been true of the State in this respect has likewise been true in almost the same proportion of every taxing unit within the State and it is difficult to see the end of it. During the past fiscal year clouds of bonds have been issued by county, road and school districts and city. Warnings have been issued against the multiplication of public debt, but the public seems to regard these well-intended reminders of the inevitable end as mere pretenses. Otherwise heed would have been taken and through aroused public opinion remedies would have been applied. With the debt increasing yearly, the veriest tyro in taxation can easily prophesy the ending of such a fatuous system.

If the public has gone "bond issue mad" and if from the influence of a war period there has been created a more or less reckless disregard of the value of money or indifference as to the final day for settlement of public debts now being created, it is unfortunate for our posterity. If any such condition of public sentiment controls at this time the use of public money or the issue of bonds or the pledging of the future credit of the public, then the first remedy to be suggested is that the public mind must get back to a realiza-

tion of the conditions now existing and must be brought to a full comprehension of the results that will ensue if the people do not at least retrench to the extent of lessening their demands for public activities along lines that approach public luxuries rather than being confined to real public necessities.

No private individual will retrench, impair nor abandon any branch of his business in which he can see future success. On the other hand, every sane business man will, and under present conditions must, reduce the overhead expense of his business to the minimum of such as will leave an efficient machinery for safe development.

The remedy for excessive public burdens lies in adopting the same methods and applying them to public business and public affairs. What a private citizen does to secure safety and success in his business affairs, the public must be educated to do as connected with public business. General progress, both in private enterprise and along the lines of the ideal in public government, to the end that the greatest results will come to each, can only come when industrial efforts can be exerted in a way that will be unimpeded and unhampered by excessive and unnecessary burdens incident to abnormal efforts toward purely advancement. The two should go hand in hand.





**TABLES SHOWING THE ASSESSED VALUE OF REAL ESTATE,  
PERSONAL PROPERTY AND PUBLIC UTILITY PROPERTY,  
TAXES LEVIED THEREON, THE RATE OF LEVY AND  
TAXES LEVIED FOR EACH PURPOSE, BY DIS-  
TRICTS AND MUNICIPALITIES, IN EACH  
COUNTY IN THE STATE, FOR THE  
YEARS 1920 AND 1921.**

**BARBOUR COUNTY**  
**Table No. 1**

**BARKER DISTRICT—Outside of Belington Independent District and Junior Municipality).**

CLASS OF PROPERTY	1920	1921	1920	1921
	Assessed Value	Assessed Value	Taxes Levied	Taxes Levied
Real Estate.....	\$ 956,390	\$ 1,261,450	\$ 17,598	\$ 19,553
Personal Property.....	233,085	278,140	4,289	4,311
Public Utility Property.....	551,528	524,664	10,147	8,132
<b>Total.....</b>	<b>\$ 1,741,003</b>	<b>\$ 2,064,254</b>	<b>\$ 32,034</b>	<b>\$ 31,996</b>
PURPOSES	1920	1921	1920	1921
	Levy on each \$100	Levy on each \$100	Taxes Levied	Taxes Levied
State.....	10 cents	10 cents	\$ 1,741	\$ 2,064
State Virginia Debt.....	10	10	1,741	2,064
<b>Total State.....</b>	<b>20 cents</b>	<b>20 cents</b>	<b>\$ 3,482</b>	<b>\$ 4,128</b>
County, General.....	30 cents	20 cents	\$ 5,223	\$ 4,129
Main County Road.....	25	5	4,353	1,032
County Road and Bridge.....	10		1,741	
District Road.....	15	15	2,612	3,096
District Road Bonds.....	30	35	5,222	7,225
<b>Total County and District.....</b>	<b>\$ 1.10</b>	<b>75</b>	<b>\$ 19,151</b>	<b>\$ 15,482</b>
High School Teachers.....	4 cents	5 cents	\$ 696	\$ 1,032
Elementary Teachers.....	40	40	6,964	8,257
Elementary Maint. Building.....	10	10	1,741	2,065
New Building.....		5		1,032
<b>Total Schools.....</b>	<b>54 cents</b>	<b>60 cents</b>	<b>\$ 9,401</b>	<b>\$ 12,386</b>
<b>GRAND TOTAL.....</b>	<b>\$ 1.84</b>	<b>\$ 1.55</b>	<b>\$ 32,034</b>	<b>\$ 31,996</b>

Barker District complete includes Tables 1, 10 and 12.

**Table No. 2**  
**COVE DISTRICT**

CLASS OF PROPERTY	1920	1921	1920	1921
	Assessed Value	Assessed Value	Taxes Levied	Taxes Levied
Real Estate.....	\$ 1,248,865	\$ 1,630,125	\$ 18,233	\$ 15,975
Personal Property.....	247,225	272,065	3,609	2,666
Public Utility Property.....	397,461	397,055	5,803	3,891
<b>Total.....</b>	<b>\$ 1,893,551</b>	<b>\$ 2,299,245</b>	<b>\$ 27,645</b>	<b>\$ 22,532</b>
PURPOSES	1920	1921	1920	1921
	Levy on each \$100	Levy on each \$100	Taxes Levied	Taxes Levied
State.....	10 cents	10 cents	\$ 1,894	\$ 2,299
State Virginia Debt.....	10	10	1,893	2,299
<b>Total State.....</b>	<b>20 cents</b>	<b>20 cents</b>	<b>\$ 3,787</b>	<b>\$ 4,598</b>
County, General.....	30 cents	20 cents	\$ 5,681	\$ 4,598
Main County Road.....	25	5	4,733	1,150
County Road and Bridge.....	10		1,894	
District Road.....	15	15	2,840	3,449
<b>Total County and District.....</b>	<b>80 cents</b>	<b>40 cents</b>	<b>\$ 15,148</b>	<b>\$ 9,197</b>
Elementary Teachers.....	36 cents	32 cents	\$ 6,817	\$ 7,357
Elementary Maintenance Building.....	10	1	1,893	2,30
New Building.....		5		1,150
<b>Total Schools.....</b>	<b>46 cents</b>	<b>38 cents</b>	<b>\$ 8,710</b>	<b>\$ 8,737</b>
<b>GRAND TOTAL.....</b>	<b>\$ 1.46</b>	<b>98 cents</b>	<b>\$ 27,645</b>	<b>\$ 22,532</b>

## BARBOUR COUNTY—Continued

Table No. 3  
ELK DISTRICT

CLASS OF PROPERTY	1920 Assessed Value	1921 Assessed Value	1920 Taxes Levied	1921 Taxes Levied
Real Estate.....	\$ 1,381,530	\$ 1,999,890	\$ 17,131	\$ 15,199
Personal Property.....	247,060	223,045	3,063	1,695
Public Utility Property.....	63,105	68,021	783	517
Total.....	\$ 1,691,695	\$ 2,290,956	\$ 20,977	\$ 17,411
PURPOSES	1920 Levy on each \$100	1921 Levy on each \$100	1920 Taxes Levied	1921 Taxes Levied
State.....	10 cents	10 cents	\$ 1,692	\$ 2,291
State Virginia Debt.....	10	10	1,691	2,291
Total State.....	20 cents	20 cents	\$ 3,383	\$ 4,582
County, General.....	30 cents	20 cents	\$ 5,075	\$ 4,582
Main County Road.....	25	5	4,229	1,146
County Road and Bridge.....	10		1,692	
District Road.....	15	15	2,538	3,436
Total County and District.....	80 cents	40 cents	\$ 13,534	\$ 9,164
Elementary Teachers.....	18 cents	14 cents	\$ 3,045	\$ 3,207
Elementary Maintenance Building.....	6	1	1,015	229
New Building.....		1		229
Total Schools.....	24 cents	16 cents	\$ 4,060	\$ 3,665
GRAND TOTAL.....	\$ 1.24	76 cents	\$ 20,977	\$ 17,411

Table No. 4  
GLADE DISTRICT

CLASS OF PROPERTY	1920 Assessed Value	1921 Assessed Value	1920 Taxes Levied	1921 Taxes Levied
Real Estate.....	\$ 853,170	\$ 1,102,490	\$ 14,077	\$ 13,505
Personal Property.....	206,915	174,360	3,414	2,136
Public Utility Property.....	560	606	10	7
Total.....	\$ 1,060,645	\$ 1,277,456	\$ 17,501	\$ 15,648
PURPOSES	1920 Levy on each \$100	1921 Levy on each \$100	1920 Taxes Levied	1921 Taxes Levied
State.....	10 cents	10 cents	\$ 1,061	\$ 1,277
State Virginia Debt.....	10	10	1,060	1,277
Total State.....	20 cents	20 cents	\$ 2,121	\$ 2,554
County, General.....	30 cents	20 cents	\$ 3,182	\$ 2,555
Main County Road.....	25	5	2,652	639
County Road and Bridge.....	10		1,060	
District Road.....	15	15	1,591	1,916
Total County and District.....	80 cents	40 cents	\$ 8,485	\$ 5,110
Elementary Teachers.....	40 cents	40 cents	\$ 4,243	\$ 5,110
Elementary Maintenance Building.....	10	12½	1,061	1,597
New Building.....	15	10	1,591	1,277
Total Schools.....	65 cents	62½	\$ 6,895	\$ 7,984
GRAND TOTAL.....	\$ 1.65	\$ 1.22½	\$ 17,501	\$ 15,648

## BARBOUR COUNTY—Continued

Table No. 5  
PHILIPPI DISTRICT—(Outside of Philippi Independent District)

CLASS OF PROPERTY	1920 Assessed Value	1921 Assessed Value	1920 Taxes Levied	1921 Taxes Levied
Real Estate.....	\$ 1,358,570	\$ 1,676,470	\$ 23,096	\$ 20,118
Personal Property.....	370,685	394,115	6,301	4,729
Public Utility Property.....	748,433	752,019	12,724	9,024
Total.....	\$ 2,477,688	\$ 2,822,604	\$ 42,121	\$ 33,871
PURPOSES	1920 Levy on each \$100	1921 Levy on each \$100	1920 Taxes Levied	1921 Taxes Levied
State.....	10 cents	10 cents	\$ 2,478	\$ 2,823
State Virginia Debt.....	10	10	2,478	2,823
Total State.....	20 cents	20 cents	\$ 4,956	\$ 5,646
County, General.....	30 cents	20 cents	\$ 7,433	\$ 5,645
Main County Road.....	25	5	6,194	1,411
County Road and Bridge.....	10	.....	2,478	.....
District Road.....	15	15	3,716	4,234
Total County and District.....	80 cents	40 cents	\$ 19,821	\$ 11,290
Elementary Teachers.....	40 cents	40 cents	\$ 9,911	\$ 11,290
Elementary Maintenance Building.....	10	10	2,478	2,823
New Building.....	20	10	4,955	2,822
Total Schools.....	70 cents	60 cents	\$ 17,344	\$ 16,935
GRAND TOTAL.....	\$ 1.70	\$ 1.20	\$ 42,121	\$ 33,871

Philippi District complete includes Tables 5, 6 and 13.

Table No. 6  
PHILIPPI IND., PHILIPPI DISTRICT—(Outside of Philippi Municipality)

CLASS OF PROPERTY	1920 Assessed Value	1921 Assessed Value	1920 Taxes Levied	1921 Taxes Levied
Real Estate.....	\$ 120,445	\$ 191,595	\$ 2,337	\$ 3,927
Personal Property.....	86,820	127,260	1,684	2,609
Public Utility Property.....	18,000	18,841	349	386
Total.....	\$ 225,265	\$ 337,696	\$ 4,370	\$ 6,922
PURPOSES	1920 Levy on each \$100	1921 Levy on each \$100	1920 Taxes Levied	1921 Taxes Levied
State.....	10 cents	10 cents	\$ 225	\$ 337
State Virginia Debt.....	10	10	225	337
Total State.....	20 cents	20 cents	\$ 450	\$ 674
County, General.....	30 cents	20 cents	\$ 676	\$ 675
Main County Road.....	25	5	563	169
County Road and Bridge.....	10	.....	225	.....
District Road.....	15	15	338	507
Total County and District.....	80 cents	40 cents	\$ 1,802	\$ 1,351
High School Teachers.....	22 cents	25 cents	\$ 496	\$ 844
High School Maintenance Building.....	6	5	135	169
Elementary Teachers.....	36	40	811	1,351
Elementary Maintenance Building.....	10	10	225	338
New Building.....	20	40	451	1,351
School Bonds.....	.....	25	.....	844
Total Schools.....	94 cents	\$ 1.45	\$ 2,118	\$ 4,897
GRAND TOTAL.....	\$ 1.94	\$ 2.05	\$ 4,370	\$ 6,922

Philippi Independent District complete includes Tables 6 and 13.

## BARBOUR COUNTY—Continued

Table No. 7

## PLEASANTS DISTRICT

CLASS OF PROPERTY	1920 Assessed Value	1921 Assessed Value	1920 Taxes Levied	1921 Taxes Levied
Real Estate.....	\$ 2,363,840	\$ 3,809,260	\$ 37,348	\$ 41,902
Personal Property.....	497,900	617,890	7,867	6,797
Public Utility Property.....	111,343	130,228	1,759	1,432
<b>Total.....</b>	<b>\$ 2,973,083</b>	<b>\$ 4,557,378</b>	<b>\$ 46,974</b>	<b>\$ 50,131</b>
PURPOSES	1920 Levy on each \$100	1921 Levy on each \$100	1920 Taxes Levied	1921 Taxes Levied
State.....	10 cents	10 cents	\$ 2,973	\$ 4,557
State Virginia Debt.....	10	10	2,973	4,557
<b>Total State.....</b>	<b>20 cents</b>	<b>20 cents</b>	<b>\$ 5,946</b>	<b>\$ 9,114</b>
County, General.....	30 cents	20 cents	\$ 8,919	\$ 9,115
Main County Road.....	25	5	7,432	2,279
County Road and Bridge.....	10		2,973	
District Road.....	15	10	4,460	4,557
<b>Total County and District.....</b>	<b>80 cents</b>	<b>35 cents</b>	<b>\$ 23,784</b>	<b>\$ 15,951</b>
High School Teachers.....	3 cents		\$ 892	\$
Elementary Teachers.....	40	35	11,892	15,951
Elementary Maintenance Building.....	10	4	2,973	1,823
New Building.....	5	16	1,487	7,292
<b>Total Schools.....</b>	<b>58 cents</b>	<b>55 cents</b>	<b>\$ 17,244</b>	<b>\$ 25,066</b>
<b>GRAND TOTAL.....</b>	<b>\$ 1.58</b>	<b>\$ 1.10</b>	<b>\$ 46,974</b>	<b>\$ 50,131</b>

Table No. 8

## UNION DISTRICT

CLASS OF PROPERTY	1920 Assessed Value	1921 Assessed Value	1920 Taxes Levied	1921 Taxes Levied
Real Estate.....	\$ 1,840,675	\$ 2,702,500	\$ 26,874	\$ 31,619
Personal Property.....	580,720	828,570	8,478	9,694
Public Utility Property.....	317,306	315,894	4,633	3,696
<b>Total.....</b>	<b>\$ 2,738,701</b>	<b>\$ 3,846,964</b>	<b>\$ 39,985</b>	<b>\$ 45,009</b>
PURPOSES	1920 Levy on each \$100	1921 Levy on each \$100	1920 Taxes Levied	1921 Taxes Levied
State.....	10 cents	10 cents	\$ 2,739	\$ 3,847
State Virginia Debt.....	10	10	2,738	3,847
<b>Total State.....</b>	<b>20 cents</b>	<b>20 cents</b>	<b>\$ 5,477</b>	<b>\$ 7,694</b>
County, General.....	30 cents	20 cents	\$ 8,216	\$ 7,694
Main County Road.....	25	5	6,847	1,923
County Road and Bridge.....	10		2,739	
District Road.....	15	15	4,108	5,771
<b>Total County and District.....</b>	<b>80 cents</b>	<b>40 cents</b>	<b>\$ 21,910</b>	<b>\$ 15,388</b>
Elementary Teachers.....	30 cents	39 cents	\$ 8,216	\$ 15,003
Elementary Maintenance Building.....	6	15	1,643	5,770
New Building.....	10	3	2,739	1,154
<b>Total Schools.....</b>	<b>46 cents</b>	<b>57 cents</b>	<b>\$ 12,598</b>	<b>\$ 21,927</b>
<b>GRAND TOTAL.....</b>	<b>\$ 1.46</b>	<b>\$ 1.17</b>	<b>\$ 39,985</b>	<b>\$ 45,009</b>

**BARBOUR COUNTY—Continued**  
**Table No. 9**  
**VALLEY DISTRICT—(Outside of Belington Independent District)**

CLASS OF PROPERTY	1920 Assessed Value	1921 Assessed Value	1920 Taxes Levied	1921 Taxes Levied
Real Estate.....	\$ 654,590	\$ 807,045	\$ 10,343	\$ 9,846
Personal Property.....	96,175	144,940	1,519	1,768
Public Utility Property.....	191,687	163,479	3,029	1,994
<b>Total.....</b>	<b>\$ 942,452</b>	<b>\$ 1,115,464</b>	<b>\$ 14,891</b>	<b>\$ 13,608</b>
PURPOSES	1920 Levy on each \$100	1921 Levy on each \$100	1920 Taxes Levied	1921 Taxes Levied
State.....	10 cents	10 cents	\$ 942	\$ 1,115
State Virginia Debt.....	10	10	943	1,115
<b>Total State.....</b>	<b>20 cents</b>	<b>20 cents</b>	<b>\$ 1,885</b>	<b>\$ 2,230</b>
County, General.....	30 cents	20 cents	\$ 2,827	\$ 2,231
Main County Road.....	25	5	2,356	558
County Road and Bridge.....	10	.....	943	.....
District Road.....	15	15	1,414	1,673
<b>Total County and District.....</b>	<b>80 cents</b>	<b>40 cents</b>	<b>\$ 7,540</b>	<b>\$ 4,462</b>
High School Teachers.....	8 cents	1 cent	\$ 754	\$ 112
Elementary Teachers.....	40	40	3,770	4,462
Elementary Maintenance Building.....	10	15	942	1,673
New Building.....	.....	6	.....	669
<b>Total Schools.....</b>	<b>58 cents</b>	<b>62 cents</b>	<b>\$ 5,466</b>	<b>\$ 6,916</b>
<b>GRAND TOTAL.....</b>	<b>\$ 1.58</b>	<b>\$ 1.22</b>	<b>\$ 14,891</b>	<b>\$ 13,608</b>

Valley District complete includes Tables 9 and 11.

**BELINGTON MUNICIPALITY**  
**BELINGTON IND. DISTRICT**

**TABLE NO. 10**  
**BARKER DISTRICT—(Exclusive of**  
**Belington in Valley District)**

CLASS OF PROPERTY	1920 Assessed Value	1921 Assessed Value	1920 Taxes Levied	1921 Taxes Levied
Real Estate.....	\$ 482,560	\$ 564,140	\$ 12,788	\$ 14,792
Personal Property.....	405,805	490,262	10,754	12,855
Public Utility Property.....	449,195	444,309	11,904	11,649
<b>Total.....</b>	<b>\$ 1,337,560</b>	<b>\$ 1,498,711</b>	<b>\$ 35,446</b>	<b>\$ 39,296</b>
PURPOSES	1920 Levy on each \$100	1921 Levy on each \$100	1920 Taxes Levied	1921 Taxes Levied
State.....	10 cents	10 cents	\$ 1,338	\$ 1,499
State Virginia Debt.....	10	10	1,337	1,499
<b>Total State.....</b>	<b>20 cents</b>	<b>20 cents</b>	<b>\$ 2,675</b>	<b>\$ 2,998</b>
County, General.....	30 cents	20 cents	\$ 4,013	\$ 2,997
Main County Road.....	25	5	3,344	749
County Road and Bridge.....	10	.....	1,337	.....
District Road Bonds.....	30	35	4,013	5,246
<b>Total County and District.....</b>	<b>95 cents</b>	<b>60 cents</b>	<b>\$ 12,707</b>	<b>\$ 8,992</b>
High School Teachers.....	22 cents	52 cents	\$ 2,943	\$ 7,793
High School Maintenance Building.....	20	5	2,675	749
Elementary Teachers.....	36	40	4,815	5,995
Elementary Maintenance Building.....	12	10	1,605	1,499
New Building.....	.....	20	.....	2,997
School Bonds.....	10	10	1,338	1,499
<b>Total Schools.....</b>	<b>\$ 1.00</b>	<b>\$ 1.37</b>	<b>\$ 13,376</b>	<b>\$ 20,532</b>
Municipal General.....	50 cents	35 cents	\$ 6,688	\$ 5,246
Municipal Bonds.....	.....	10 1-5	.....	1,528
<b>Total Municipal.....</b>	<b>50 cents</b>	<b>\$ 45 1-5</b>	<b>\$ 6,688</b>	<b>\$ 6,774</b>
<b>GRAND TOTAL.....</b>	<b>\$ 2.65</b>	<b>\$ 2 62 1-5</b>	<b>\$ 35,446</b>	<b>\$ 39,296</b>

Belington Municipality complete includes Tables 10 and 11.

Belington Independent District complete includes Tables 10 and 11.

**BARBOUR COUNTY—Continued**  
**BELINGTON MUNICIPALITY** } **Table No. 11**  
**BELINGTON IND. DISTRICT** } **VALLEY DISTRICT—(Exclusive of Belington in Barker District)**

CLASS OF PROPERTY	1920	1921	1920	1921
	Assessed Value	Assessed Value	Taxes Levied	Taxes Levied
Real Estate.....	\$ 297,245	\$ 336,440	\$ 6,985	\$ 7,644
Personal Property.....	62,320	78,195	1,465	1,777
Public Utility Property.....				
<b>Total.....</b>	<b>\$ 359,565</b>	<b>\$ 414,635</b>	<b>\$ 8,450</b>	<b>\$ 9,421</b>
PURPOSES	1920	1921	1920	1921
	Levy on each \$100	Levy on each \$100	Taxes Levied	Taxes Levied
State.....	10 cents	10 cents	\$ 360	\$ 415
State Virginia Debt.....	10	10	359	415
<b>Total State.....</b>	<b>20 cents</b>	<b>20 cents</b>	<b>\$ 719</b>	<b>\$ 830</b>
County, General.....	30 cents	20 cents	\$ 1,078	\$ 829
Main County Road.....	25	5	899	208
County Road and Bridge.....	10		360	
<b>Total County and District.....</b>	<b>65 cents</b>	<b>25 cents</b>	<b>\$ 2,337</b>	<b>\$ 1,037</b>
High School Teachers.....	22 cents	52 cents	\$ 791	\$ 2,156
High School Maintenance Building.....	20	5	719	207
Elementary Teachers.....	36	40	1,294	1,659
Elementary Maintenance Building.....	12	10	432	415
New Building.....		20		829
School Bonds.....	10	10	360	414
<b>Total Schools.....</b>	<b>\$ 1.00</b>	<b>\$ 1.37</b>	<b>\$ 3,596</b>	<b>\$ 5,680</b>
Municipal General.....	50 cents	35 cents	\$ 1,798	\$ 1,451
Municipal Bonds.....		10 1-5		423
<b>Total Municipal.....</b>	<b>50 cents</b>	<b>\$ 45 1-5</b>	<b>\$ 1,798</b>	<b>\$ 1,874</b>
<b>GRAND TOTAL.....</b>	<b>\$ 2.35</b>	<b>\$ 2.27 1-5</b>	<b>\$ 8,450</b>	<b>\$ 9,421</b>

Belington Municipality complete includes Tables 11 and 10.  
 Belington Independent complete includes Tables 11 and 10.

**Table No. 12**  
**JUNIOR MUNICIPALITY—(Barker District)**

CLASS OF PROPERTY	1920	1921	1920	1921
	Assessed Value	Assessed Value	Taxes Levied	Taxes Levied
Real Estate.....	\$ 105,520	\$ 126,685	\$ 2,311	\$ 2,407
Personal Property.....	99,420	122,310	2,177	2,324
Public Utility Property.....	52,812	48,201	1,157	915
<b>Total.....</b>	<b>\$ 257,752</b>	<b>\$ 297,196</b>	<b>\$ 5,645</b>	<b>\$ 5,646</b>
PURPOSES	1920	1921	1920	1921
	Levy on each \$100	Levy on each \$100	Taxes Levied	Taxes Levied
State.....	10 cents	10 cents	\$ 258	\$ 297
State Virginia Debt.....	10	10	258	297
<b>Total State.....</b>	<b>20 cents</b>	<b>20 cents</b>	<b>\$ 516</b>	<b>\$ 594</b>
County, General.....	30 cents	20 cents	\$ 773	\$ 594
Main County Road.....	25	5	644	149
County Road and Bridge.....	10		258	
District Road Bonds.....	30	35	773	1,040
<b>Total County and District.....</b>	<b>95 cents</b>	<b>60 cents</b>	<b>\$ 2,448</b>	<b>\$ 1,785</b>
High School Teachers.....	4 cents	5 cents	\$ 103	\$ 149
Elementary Teachers.....	40	40	1,031	1,189
Elementary Maintenance Building.....	10	10	258	297
New Building.....		5		148
<b>Total Schools.....</b>	<b>54 cents</b>	<b>60 cents</b>	<b>\$ 1,392</b>	<b>\$ 1,783</b>
Municipal General.....	50 cents	50 cents	\$ 1,289	\$ 1,486
<b>Total Municipal.....</b>	<b>50 cents</b>	<b>50 cents</b>	<b>1,289</b>	<b>\$ 1,486</b>
<b>GRAND TOTAL.....</b>	<b>\$ 2.19</b>	<b>\$ 1.90</b>	<b>\$ 5,645</b>	<b>\$ 5,646</b>

## BARBOUR COUNTY—Continued

Table No. 13

## PHILIPPI MUNICIPALITY—(Philippi Independent, Philippi District)

CLASS OF PROPERTY	1920	1921	1920	1921
	Assessed Value	Assessed Value	Taxes Levied	Taxes Levied
Real Estate.....	\$ 848,355	\$ 1,199,640	\$ 19,852	\$ 27,592
Personal Property.....	666,098	782,135	15,587	17,989
Public Utility Property.....	227,432	237,876	5,321	5,471
<b>Total.....</b>	<b>\$ 1,741,885</b>	<b>\$ 2,219,651</b>	<b>\$ 40,760</b>	<b>\$ 51,052</b>
PURPOSES	1920	1921	1920	1921
	Levy on each \$100	Levy on each \$100	Taxes Levied	Taxes Levied
State.....	10 cents	10 cents	\$ 1,742	\$ 2,220
State Virginia Debt.....	10	10	1,742	2,220
<b>Total State.....</b>	<b>20 cents</b>	<b>20 cents</b>	<b>\$ 3,484</b>	<b>\$ 4,440</b>
County, General.....	30 cents	20 cents	\$ 5,225	\$ 4,439
Main County Road.....	25	5	4,355	1,110
County Road and Bridge.....	10		1,742	
<b>Total County and District.....</b>	<b>65 cents</b>	<b>25 cents</b>	<b>\$ 11,322</b>	<b>\$ 5,549</b>
High School Teachers.....	22 cents	25 cents	\$ 3,832	\$ 5,549
High School Maintenance Building.....	6	5	1,045	1,110
Elementary Teachers.....	36	40	6,271	8,879
Elementary Maintenance Building.....	10	10	1,742	2,220
New Building.....	20	40	3,484	8,878
School Bonds.....		25		5,549
<b>Total Schools.....</b>	<b>94 cents</b>	<b>\$ 1.45</b>	<b>\$ 16,374</b>	<b>\$ 32,185</b>
Municipal General.....	40 cents	25 cents	\$ 6,968	\$ 5,549
Municipal Bonds.....	15	15	2,612	3,329
<b>Total Municipal.....</b>	<b>55 cents</b>	<b>40 cents</b>	<b>\$ 9,580</b>	<b>\$ 8,878</b>
<b>GRAND TOTAL.....</b>	<b>\$ 2.34</b>	<b>\$ 2.30</b>	<b>\$ 40,760</b>	<b>\$ 51,052</b>

Philippi Independent District complete includes Tables 13 and 6



**RECAPITULATION OF BARBOUR COUNTY  
ASSESSED VALUE**

Class of Property	1920			1921		
	Districts	Municipalities	Total	Districts	Municipalities	Total
Real Estate.....	\$ 10,778,075	\$ 1,733,680	\$ 12,511,755	\$ 15,180,825	\$ 2,226,906	\$ 17,407,730
Personal Property.....	2,566,585	1,233,643	3,800,228	3,060,385	1,472,902	4,533,287
Public Utility Property.....	2,399,423	729,439	3,128,862	2,370,807	730,386	3,101,193
<b>Total.....</b>	<b>\$ 15,744,083</b>	<b>\$ 3,696,762</b>	<b>\$ 19,440,845</b>	<b>\$ 20,612,017</b>	<b>\$ 4,430,193</b>	<b>\$ 25,042,210</b>

**TAXES LEVIED**

Purposes	1920			1921		
	Districts	Municipalities	Total	Districts	Municipalities	Total
State.....	\$ 15,745	\$ 3,698	\$ 19,443	\$ 20,610	\$ 4,431	\$ 25,041
State Virginia Debt.....	15,742	3,696	19,438	20,610	4,431	25,041
<b>Total State.....</b>	<b>\$ 31,487</b>	<b>\$ 7,394</b>	<b>\$ 38,881</b>	<b>\$ 41,220</b>	<b>\$ 8,862</b>	<b>\$ 50,082</b>
County, General.....	\$ 47,232	\$ 11,089	\$ 58,321	\$ 41,224	\$ 8,859	\$ 50,083
Main County Road.....	39,359	9,242	48,601	10,307	2,216	12,523
County Road and Bridge.....	15,745	3,697	19,442			
District Road.....	23,617		23,617	28,639		28,639
District Road Bonds.....	5,222	4,786	10,008	7,225	6,286	13,511
<b>Total County and District.....</b>	<b>\$ 131,175</b>	<b>\$ 28,814</b>	<b>\$ 159,989</b>	<b>\$ 87,395</b>	<b>\$ 17,361</b>	<b>\$ 104,756</b>
High School Teachers.....	\$ 2,838	\$ 7,669	\$ 10,507	\$ 1,988	\$ 15,647	\$ 17,635
High School Maint. Bldg.....	135	4,439	4,574	169	2,066	2,235
Elementary Teachers.....	55,669	13,411	69,080	71,988	17,722	89,710
Elementary Maint. Bldg.....	13,971	4,037	18,008	16,548	4,431	20,979
New Building.....	11,223	3,484	14,707	16,976	12,852	29,828
School Bonds.....		1,698	1,698	844	7,462	8,306
<b>Total Schools.....</b>	<b>\$ 83,836</b>	<b>\$ 34,738</b>	<b>\$ 118,574</b>	<b>\$ 108,513</b>	<b>\$ 60,180</b>	<b>\$ 168,693</b>
Municipal General.....	\$ .....	\$ 16,743	\$ 16,743	\$ .....	\$ 13,732	\$ 13,732
Municipal Bonds.....		2,612	2,612		5,280	5,280
<b>Total Municipal.....</b>	<b>\$ .....</b>	<b>\$ 19,355</b>	<b>\$ 19,355</b>	<b>\$ .....</b>	<b>\$ 19,012</b>	<b>\$ 19,012</b>
<b>GRAND TOTAL.....</b>	<b>\$ 246,498</b>	<b>\$ 90,301</b>	<b>\$ 336,799</b>	<b>\$ 237,128</b>	<b>\$ 105,415</b>	<b>\$ 342,543</b>
Total Average Rate of Levy on each \$100.....	\$ 1.566	\$ 2.443	\$ 1.732	\$ 1.15	\$ 2.379	\$ 1.368
For All Purposes:						
On Real Estate.....	\$ 167,037	\$ 41,936	\$ 208,973	\$ 171,644	\$ 52,435	\$ 224,079
On Personal Property.....	40,224	29,983	70,207	36,405	34,945	71,350
On Public Utility Property.....	39,237	18,382	57,619	29,079	18,035	47,114
<b>Total.....</b>	<b>\$ 246,498</b>	<b>\$ 90,301</b>	<b>\$ 336,799</b>	<b>\$ 237,128</b>	<b>\$ 105,415</b>	<b>\$ 342,543</b>

## BERKELEY COUNTY

Table No. 1

## ARDEN DISTRICT

CLASS OF PROPERTY	1920	1921	1920	1921
	Assessed Value	Assessed Value	Taxes Levied.	Taxes Levied
Real Estate.....	\$ 1,762,570	\$ 1,783,845	\$ 23,970	\$ 30,682
Personal Property.....	408,440	401,426	5,555	6,905
Public Utility Property.....	723,762	728,518	9,843	12,530
Total.....	\$ 2,894,772	\$ 2,913,789	\$ 39,368	\$ 50,117
PURPOSES	1920	1921	1920	1921
	Levy on each \$100	Levy on each \$100	Taxes Levied.	Taxes Levied
State.....	10 cents	10 cents	\$ 2,895	\$ 2,914
State Virginia Debt.....	10	10	2,894	2,914
Total State.....	20 cents	20 cents	\$ 5,789	\$ 5,828
County, General.....	20 cents	25 cents	\$ 5,789	\$ 7,284
Main County Road.....	20	20	5,790	5,828
District Road.....	20	20	5,790	5,827
Other County Bonds.....	5		1,447	
District Railroad Bonds.....		5		1,457
Total County and District.....	65 cents	70 cents	\$ 18,816	\$ 20,396
Elementary Teachers.....	46 cents	40 cents	\$ 13,316	\$ 11,655
Elementary Maintenance Building.....		12		3,497
New Building.....	5	30	1,447	8,741
Total Schools.....	51 cents	82 cents	\$ 14,763	\$ 23,893
GRAND TOTAL.....	\$ 1.36	\$ 1.72	\$ 39,368	\$ 50,117

Arden District complete includes Tables 1 and 8.

Table No. 2

## FALLING WATERS DISTRICT

CLASS OF PROPERTY	1920	1921	1920	1921
	Assessed Value	Assessed Value	Taxes Levied.	Taxes Levied
Real Estate.....	\$ 1,086,130	\$ 1,095,315	\$ 17,161	\$ 18,839
Personal Property.....	411,284	422,042	6,498	7,259
Public Utility Property.....	348,023	415,210	5,498	7,141
Total.....	\$ 1,845,437	\$ 1,932,567	\$ 29,157	\$ 33,239
PURPOSES	1920	1921	1920	1921
	Levy on each \$100	Levy on each \$100	Taxes Levied.	Taxes Levied
State.....	10 cents	10 cents	\$ 1,845	\$ 1,932
State Virginia Debt.....	10	10	1,846	1,932
Total State.....	20 cents	20 cents	\$ 3,691	\$ 3,864
County, General.....	20 cents	25 cents	\$ 3,691	\$ 4,832
Main County Road.....	20	20	3,691	3,865
District Road.....	20	20	3,690	3,865
Other County Bonds.....	5		923	
District Railroad Bonds.....		5		966
Total County and District.....	65 cents	70 cents	\$ 11,995	\$ 13,528
Elementary Teachers.....	46 cents	35 cents	\$ 8,489	\$ 6,764
Elementary Maintenance Building.....	7	7	1,292	1,353
New Building.....	20	40	3,690	7,730
Total Schools.....	73 cents	82 cents	\$ 13,471	\$ 15,847
GRAND TOTAL.....	\$ 1.58	\$ 1.72	\$ 29,157	\$ 33,239

**BERKELEY COUNTY—Continued**  
**Table No. 3**  
**GERARDSTOWN DISTRICT**

CLASS OF PROPERTY	1920 Assessed Value	1921 Assessed Value	1920 Taxes Levied	1921 Taxes Levied
Real Estate.....	\$ 1,287,625	\$ 1,301,040	\$ 18,671	\$ 19,776
Personal Property.....	667,845	664,600	9,683	10,102
Public Utility Property.....	12,536	14,558	182	221
<b>Total.....</b>	<b>\$ 1,968,006</b>	<b>\$ 1,980,198</b>	<b>\$ 28,536</b>	<b>\$ 30,099</b>
PURPOSES	1920 Levy on each \$100	1921 Levy on each \$100	1920 Taxes Levied	1921 Taxes Levied
State.....	10 cents	10 cents	\$ 1,968	\$ 1,980
State Virginia Debt.....	10	10	1,968	1,980
<b>Total State.....</b>	<b>20 cents</b>	<b>20 cents</b>	<b>\$ 3,936</b>	<b>\$ 3,960</b>
County, General.....	20 cents	25 cents	\$ 3,936	\$ 4,951
Main County Road.....	20	20	3,936	3,961
District Road.....	20	25	3,936	4,950
Other County Bonds.....	5		984	
District Railroad Bonds.....		5		990
<b>Total County and District.....</b>	<b>65 cents</b>	<b>75 cents</b>	<b>\$ 12,792</b>	<b>\$ 14,852</b>
High School Teachers.....	\$ 40	4 cents	\$	\$ 792
Elementary Teachers.....	10	10	7,872	7,921
Elementary Maintenance Building.....	10	3	1,968	1,980
New Building.....	10		1,968	594
Special Additional.....				
<b>Total Schools.....</b>	<b>60 cents</b>	<b>57 cents</b>	<b>\$ 11,808</b>	<b>\$ 11,287</b>
<b>GRAND TOTAL.....</b>	<b>\$ 1.45</b>	<b>\$ 1.52</b>	<b>\$ 28,536</b>	<b>\$ 30,099</b>

**Table No. 4**  
**HEDGESVILLE DISTRICT—(Outside of Hedgesville Municipality)**

CLASS OF PROPERTY	1920 Assessed Value	1921 Assessed Value	1920 Taxes Levied	1921 Taxes Levied
Real Estate.....	\$ 1,284,200	\$ 1,297,300	\$ 17,337	\$ 18,162
Personal Property.....	521,445	543,274	7,039	7,606
Public Utility Property.....	2,133,586	2,139,585	28,803	29,954
<b>Total.....</b>	<b>\$ 3,939,231</b>	<b>\$ 3,980,159</b>	<b>\$ 53,179</b>	<b>\$ 55,722</b>
PURPOSES	1920 Levy on each \$100	1921 Levy on each \$100	1920 Taxes Levied	1921 Taxes Levied
State.....	.10 cents	.10 cents	\$ 3,939	\$ 3,980
State Virginia Debt.....	.10	.10	3,939	3,980
<b>Total State.....</b>	<b>.20 cents</b>	<b>.20 cents</b>	<b>\$ 7,878</b>	<b>\$ 7,960</b>
County, General.....	.20 cents	25 cents	\$ 7,878	\$ 9,950
Main County Road.....	.20	20	7,879	7,960
District Road.....	.20	20	7,878	7,961
Other County Bonds.....	.05		1,970	
District Railroad Bonds.....		.05		1,990
<b>Total County and District.....</b>	<b>.65 cents</b>	<b>.70 cents</b>	<b>\$ 25,605</b>	<b>\$ 27,861</b>
High School Teachers.....	.09 cents	.09 cents	\$ 3,545	\$ 3,582
High School Maint. Bldg.....	.01	.01	394	398
Elementary Teachers.....	.30	.35	11,818	13,931
Elementary Maint. Building.....	.08	.02	3,151	796
New Building.....	.02	.03	788	1,194
<b>Total Schools.....</b>	<b>.50 cents</b>	<b>50 cents</b>	<b>\$ 19,696</b>	<b>\$ 19,901</b>
<b>GRAND TOTAL.....</b>	<b>\$ 1.35</b>	<b>\$ 1.40</b>	<b>\$ 53,179</b>	<b>\$ 55,722</b>

Hedgesville District complete, Tables 4 and 7.

## BERKELEY COUNTY—Continued

Table No. 5  
MILL CREEK DISTRICT

CLASS OF PROPERTY	1920 Assessed Value	1921 Assessed Value	1920 Taxes Levied	1921 Taxes Levied
Real Estate.....	\$ 1,026,335	\$ 1,072,680	\$ 20,219	\$ 20,917
Personal Property.....	346,130	406,092	6,819	7,919
Public Utility Property.....	167,961	170,296	3,308	3,321
Total.....	\$ 1,540,426	\$ 1,649,068	\$ 30,346	\$ 32,157
PURPOSES	1920 Levy on each \$100	1921 Levy on each \$100	1920 Taxes Levied	1921 Taxes Levied
State.....	10 cents	10 cents	\$ 1,540	\$ 1,649
State Virginia Debt.....	10	10	1,541	1,649
Total State.....	20 cents	20 cents	\$ 3,081	\$ 3,298
County, General.....	20 cents	25 cents	\$ 3,081	\$ 4,123
Main County Road.....	20	20	3,081	3,298
District Road.....	20	20	3,081	3,298
Other County Bonds.....	5	.....	770	.....
District Railroad Bonds.....	.....	5	.....	825
Total County and District.....	65 cents	70 cents	\$ 10,013	\$ 11,544
High School Teachers.....	20 cents	18 cents	\$ 3,081	\$ 2,968
High School Maintenance Building.....	2 cents	2 cents	\$ 308	\$ 330
Elementary Teachers.....	55	40	8,472	6,596
Elementary Maintenance Building.....	10	15	1,540	2,474
New Building.....	25	10	3,851	1,649
Special Additional.....	.....	20	.....	3,298
Total Schools.....	\$ 1.12	\$ 1.05	\$ 17,252	\$ 17,315
GRAND TOTAL.....	\$ 1.97	\$ 1.95	\$ 30,346	\$ 32,157

Table No. 6  
OPEQUON DISTRICT

CLASS OF PROPERTY	1920 Assessed Value	1921 Assessed Value	1920 Taxes Levied	1921 Taxes Levied
Real Estate.....	\$ 1,344,425	\$ 1,344,370	\$ 17,343	\$ 18,821
Personal Property.....	382,427	419,600	4,933	5,874
Public Utility Property.....	889,882	940,066	11,479	13,161
Total.....	\$ 2,616,734	\$ 2,704,036	\$ 33,755	\$ 37,856
PURPOSES	1920 Levy on each \$100	1921 Levy on each \$100	1920 Taxes Levied	1921 Taxes Levied
State.....	10 cents	10 cents	\$ 2,617	\$ 2,704
State Virginia Debt.....	10	10	2,616	2,704
Total State.....	20 cents	20 cents	\$ 5,233	\$ 5,408
County, General.....	20 cents	25 cents	\$ 5,233	\$ 6,760
Main County Road.....	20	20	5,234	5,408
District Road.....	15	20	3,925	5,408
Other County Bonds.....	5	.....	1,308	.....
District Railroad Bonds.....	.....	5	.....	1,352
Total County and District.....	60 cents	70 cents	\$ 15,700	\$ 18,928
Elementary Teachers.....	40 cents	40 cents	\$ 10,467	\$ 10,816
Elementary Maintenance Building.....	9	10	2,355	2,704
Total Schools.....	49 cents	50 cents	\$ 12,822	\$ 13,520
GRAND TOTAL.....	\$ 1.29	\$ 1.40	\$ 33,755	\$ 37,856

**BERKELEY COUNTY—Continued**  
**Table No. 7**  
**HEDGESVILLE MUNICIPALITY—HEDGESVILLE DISTRICT**

CLASS OF PROPERTY	1920 Assessed Value	1921 Assessed Value	1920 Taxes Levied	1921 Taxes Levied
Real Estate.....	\$ 70,385	\$ 71,260	\$ 1,020	\$ 1,033
Personal Property.....	54,475	82,850	790	1,202
Public Utility Property.....	5,201	5,394	75	78
<b>Total.....</b>	<b>\$ 130,061</b>	<b>\$ 159,504</b>	<b>\$ 1,885</b>	<b>\$ 2,313</b>
PURPOSES	1920 Levy on each \$100	1921 Levy on each \$100	1920 Taxes Levied	1921 Taxes Levied
State.....	10 cents	10 cents	\$ 130	\$ 159
State Virginia Debt.....	10	10	130	159
<b>Total State.....</b>	<b>20 cents</b>	<b>20 cents</b>	<b>\$ 260</b>	<b>\$ 318</b>
County, General.....	20 cents	25 cents	\$ 260	\$ 399
Main County Road.....	20	20	260	319
Other County Bonds.....	5		65	80
District Railroad Bonds.....		5		
<b>Total County and District.....</b>	<b>45 cents</b>	<b>50 cents</b>	<b>\$ 585</b>	<b>\$ 798</b>
High School Teachers.....	9 cents	9 cents	\$ 117	\$ 144
High School Maintenance Building.....	1	1	13	16
Elementary Teachers.....	30	35	390	558
Elementary Maintenance Building.....	8	2	104	32
New Building.....	2	3	26	48
<b>Total Schools.....</b>	<b>50 cents</b>	<b>50 cents</b>	<b>\$ 650</b>	<b>\$ 798</b>
Municipal General.....	30 cents	25 cents	\$ 390	\$ 399
<b>Total Municipal.....</b>	<b>30 cents</b>	<b>25 cents</b>	<b>\$ 390</b>	<b>\$ 399</b>
<b>GRAND TOTAL.....</b>	<b>\$ 1.45</b>	<b>\$ 1.45</b>	<b>\$ 1,885</b>	<b>\$ 2,313</b>

**Table No. 8**  
**MARTINSBURG MUNICIPALITY—(Martinsburg Independent District)**

CLASS OF PROPERTY	1920 Assessed Value	1921 Assessed Value	1920 Taxes Levied	1921 Taxes Levied
Real Estate.....	\$ 6,369,200	\$ 6,578,890	\$ 168,784	\$ 173,683
Personal Property.....	3,617,416	3,417,197	95,862	90,214
Public Utility Property.....	720,617	786,838	19,096	20,772
<b>Total.....</b>	<b>\$ 10,707,233</b>	<b>\$ 10,782,925</b>	<b>\$ 283,742</b>	<b>\$ 284,669</b>
PURPOSES	1920 Levy on each \$100	1921 Levy on each \$100	1920 Taxes Levied	1921 Taxes Levied
State.....	10 cents	10 cents	\$ 10,707	\$ 10,783
State Virginia Debt.....	10	10	10,707	10,783
<b>Total State.....</b>	<b>20 cents</b>	<b>20 cents</b>	<b>\$ 21,414</b>	<b>\$ 21,566</b>
County, General.....	20 cents	25 cents	\$ 21,414	\$ 26,957
Main County Road.....	20	20	21,415	21,566
Other County Bonds.....	5		5,354	
District Railroad Bonds.....		5		5,391
<b>Total County and District.....</b>	<b>45 cents</b>	<b>50 cents</b>	<b>\$ 48,183</b>	<b>\$ 53,914</b>
High School Teachers.....	13 cents	14 cents	\$ 13,919	\$ 15,096
High School Maintenance Building.....	8	3	8,566	3,235
Elementary Teachers.....	58	58	62,102	62,541
Elementary Maintenance Building.....	36	22	38,546	23,722
New Building.....		7		7,548
School Bonds.....	8	8	8,566	8,627
<b>Total Schools.....</b>	<b>\$ 1.23</b>	<b>\$ 1.12</b>	<b>\$ 131,699</b>	<b>\$ 120,769</b>
Municipal General.....	50 cents	50 cents	\$ 53,536	\$ 53,915
Municipal Bonds.....	27	27	28,910	29,114
Special Bridge.....		5		5,391
<b>Total Municipal.....</b>	<b>77 cents</b>	<b>82 cents</b>	<b>\$ 82,446</b>	<b>\$ 88,420</b>
<b>GRAND TOTAL.....</b>	<b>\$ 2.65</b>	<b>\$ 2.64</b>	<b>\$ 283,742</b>	<b>\$ 284,669</b>

**RECAPITULATION OF BERKELEY COUNTY  
ASSESSED VALUE**

Class of Property	1920			1921		
	Districts	Municipalities	Total	Districts	Municipalities	Total
Real Estate.....	\$ 7,791,285	\$ 6,439,585	\$ 14,230,870	\$ 7,894,550	\$ 6,650,150	\$ 14,544,700
Personal Property.....	2,737,671	3,671,891	6,409,462	2,857,034	3,500,047	6,357,081
Public Utility Property.....	4,275,750	725,818	5,001,568	4,408,233	792,232	5,200,465
<b>Total.....</b>	<b>\$ 14,804,606</b>	<b>\$ 10,837,294</b>	<b>\$ 25,641,900</b>	<b>\$ 15,159,817</b>	<b>\$ 10,942,429</b>	<b>\$ 26,102,246</b>

**TAXES LEVIED**

Purposes	1920			1921		
	Districts	Municipalities	Total	Districts	Municipalities	Total
State.....	\$ 14,804	\$ 10,837	\$ 25,641	\$ 15,159	\$ 10,942	\$ 26,101
State Virginia Debt.....	14,804	10,837	25,641	15,159	10,942	26,101
<b>Total.....</b>	<b>\$ 29,608</b>	<b>\$ 21,674</b>	<b>\$ 51,282</b>	<b>\$ 30,318</b>	<b>\$ 21,884</b>	<b>\$ 52,202</b>
County, General.....	\$ 29,608	\$ 21,674	\$ 51,282	\$ 37,900	\$ 27,356	\$ 65,256
Main County Road.....	29,611	21,675	51,286	30,320	21,885	52,205
District Road.....	28,300		28,300	31,309		31,309
Other County Bonds.....	7,402	5,419	12,821			
District Railroad Bonds.....				7,580	5,471	13,051
<b>Total County and District.....</b>	<b>\$ 94,921</b>	<b>\$ 48,768</b>	<b>\$ 143,689</b>	<b>\$ 107,109</b>	<b>\$ 54,712</b>	<b>\$ 161,821</b>
High School Teachers.....	\$ 6,626	\$ 14,036	\$ 20,662	\$ 7,342	\$ 15,240	\$ 22,582
High School Maint. Bldg.....	702	8,579	9,281	728	3,251	3,979
Elementary Teachers.....	60,434	62,492	122,926	57,683	63,099	120,782
Elementary Maint. Bldg.....	10,306	38,650	48,956	12,804	23,754	36,558
New Building.....	9,776	26	9,802	19,908	7,596	27,504
School Bonds.....		8,566	8,566		8,627	8,627
Special Additional.....	1,968		1,968	3,298		3,298
<b>Total Schools.....</b>	<b>\$ 89,812</b>	<b>\$ 132,349</b>	<b>\$ 222,161</b>	<b>\$ 101,763</b>	<b>\$ 121,567</b>	<b>\$ 223,330</b>
Municipal General.....	\$.....	\$ 53,926	\$ 53,926	\$.....	\$ 54,314	\$ 54,314
Municipal Bonds.....		28,910	28,910		29,114	29,114
Special Bridge.....					5,391	5,391
<b>Total Municipal.....</b>	<b>\$.....</b>	<b>\$ 82,836</b>	<b>\$ 82,836</b>	<b>\$.....</b>	<b>\$ 88,819</b>	<b>\$ 88,819</b>
<b>GRAND TOTAL.....</b>	<b>\$ 214,341</b>	<b>\$ 285,627</b>	<b>\$ 499,968</b>	<b>\$ 239,190</b>	<b>\$ 286,982</b>	<b>\$ 526,172</b>
Total Average Rate of Levy on Each \$100.....	\$ 1.448	\$ 2.635	\$ 1.95	\$ 1.578	\$ 2.623	\$ 2.016
For All Purposes.....						
On Real Estate.....	\$ 114,701	\$ 169,804	\$ 284,505	\$ 127,197	\$ 174,716	\$ 301,913
On Personal Property.....	40,527	96,652	137,179	45,665	91,416	137,081
On Public Utility Property.....	59,113	19,171	78,284	66,328	20,850	87,178
<b>Total.....</b>	<b>\$ 214,341</b>	<b>\$ 285,627</b>	<b>\$ 499,968</b>	<b>\$ 239,190</b>	<b>\$ 286,982</b>	<b>\$ 526,172</b>

**BOONE COUNTY**  
**Table No. 1**  
**CROOK DISTRICT**

CLASS OF PROPERTY	1920	1921	1920	1921
	Assessed Value	Assessed Value	Taxes Levied	Taxes Levied
Real Estate.....	\$ 3,115,595	\$ 4,429,554	\$ 49,850	\$ 60,685
Personal Property.....	318,675	403,837	5,099	5,532
Public Utility Property.....	19,408	18,598	310	255
<b>Total.....</b>	<b>\$ 3,453,678</b>	<b>\$ 4,851,989</b>	<b>\$ 55,259</b>	<b>\$ 66,472</b>
PURPOSES	1920	1921	1920	1921
	Levy on each \$100	Levy on each \$100	Taxes Levied	Taxes Levied
State.....	10 cents	10 cents	\$ 3,454	\$ 4,852
State Virginia Debt.....	10	10	3,453	4,852
<b>Total State.....</b>	<b>20 cents</b>	<b>20 cents</b>	<b>\$ 6,907</b>	<b>\$ 9,704</b>
County, General.....	25 cents	25 cents	\$ 8,634	\$ 12,130
Main County Road.....	25	20	8,634	9,704
County Road and Bridge.....	5		1,727	
District Road.....	15	11	5,181	5,337
<b>Total County and District.....</b>	<b>70 cents</b>	<b>56 cents</b>	<b>\$ 24,176</b>	<b>\$ 27,171</b>
Elementary Teachers.....	40 cents	40 cents	\$ 13,815	\$ 19,408
Elementary Maintenance Building.....	10	6	3,454	2,911
New Building.....	20	15	6,907	7,278
<b>Total Schools.....</b>	<b>70 cents</b>	<b>61 cents</b>	<b>\$ 24,176</b>	<b>\$ 29,597</b>
<b>GRAND TOTAL.....</b>	<b>\$ 1.60</b>	<b>\$ 1.37</b>	<b>\$ 55,259</b>	<b>\$ 66,472</b>

**Table No. 2**  
**PEYTONA DISTRICT**

CLASS OF PROPERTY	1920	1921	1920	1921
	Assessed Value	Assessed Value	Taxes Levied	Taxes Levied
Real Estate.....	\$ 924,830	\$ 1,490,581	\$ 20,439	\$ 24,893
Personal Property.....	376,255	792,217	8,315	13,230
Public Utility Property.....	306,519	397,069	6,774	6,631
<b>Total.....</b>	<b>\$ 1,607,604</b>	<b>\$ 2,679,867</b>	<b>\$ 35,528</b>	<b>\$ 44,754</b>
PURPOSES	1920	1921	1920	1921
	Levy on each \$100	Levy on each \$100	Taxes Levied	Taxes Levied
State.....	10 cents	10 cents	\$ 1,607	\$ 2,680
State Virginia Debt.....	10	10	1,608	2,680
<b>Total State.....</b>	<b>20 cents</b>	<b>20 cents</b>	<b>\$ 3,215</b>	<b>\$ 5,360</b>
County, General.....	25 cents	25 cents	\$ 4,019	\$ 6,700
Main County Road.....	25	20	4,019	5,360
County Road and Bridge.....	5		804	
District Road.....	15	9	2,412	2,412
District Road Bonds.....	41	23	6,591	6,163
<b>Total County and District.....</b>	<b>\$ 1.11</b>	<b>77 cents</b>	<b>\$ 17,845</b>	<b>\$ 20,635</b>
Elementary Teachers.....	40 cents	40 cents	\$ 6,430	\$ 10,719
Elementary Maintenance Building.....	10	10	1,608	2,680
New Building.....	20	20	3,215	5,360
Special Additional.....	20		3,215	
<b>Total Schools.....</b>	<b>90 cents</b>	<b>70 cents</b>	<b>\$ 14,468</b>	<b>\$ 18,759</b>
<b>GRAND TOTAL.....</b>	<b>\$ 2.21</b>	<b>\$ 1.67</b>	<b>\$ 35,528</b>	<b>\$ 44,754</b>

**BOONE COUNTY—Continued**  
**Table No. 3**  
**SCOTT DISTRICT—(Outside of Danville and Madison Municipalities)**

CLASS OF PROPERTY	1920	1921	1920	1921
	Assessed Value	Assessed Value	Taxes Levied	Taxes Levied
Real Estate.....	\$ 1,348,095	\$ 1,842,364	\$ 27,501	\$ 31,504
Personal Property.....	622,705	855,877	12,703	14,636
Public Utility Property.....	317,412	366,537	6,475	6,268
Total.....	\$ 2,288,212	\$ 3,064,778	\$ 46,679	\$ 52,408
PURPOSES	1920	1921	1920	1921
	Levy on each \$100	Levy on each \$100	Taxes Levied	Taxes Levied
State.....	10 cents	10 cents	\$ 2,288	\$ 3,065
State Virginia Debt.....	10	10	2,288	3,065
Total State.....	20 cents	20 cents	\$ 4,576	\$ 6,130
County, General.....	25 cents	25 cents	\$ 5,721	\$ 7,662
Main County Road.....	25	20	5,721	6,130
County Road and Bridge.....	5	.....	1,144	.....
District Road.....	15	11	3,432	3,371
District Road Bonds.....	38	20	8,695	6,129
Total County and District.....	\$ 1.08	76 cents	\$ 24,713	\$ 23,292
High School Teachers.....	5 cents	6 cents	\$ 1,144	\$ 1,839
High School Maintenance Building.....	1	4	229	1,226
Elementary Teachers.....	40	40	9,153	12,259
Elementary Maintenance Building.....	10	5	2,288	1,532
New Building.....	20	20	4,576	6,130
Total Schools.....	76 cents	75 cents	\$ 17,390	\$ 22,986
GRAND TOTAL.....	\$ 2.04	\$ 1.71	\$ 46,679	\$ 52,408

Scott District complete includes Tables 3, 6 and 7.

**Table No. 4**  
**SHERMAN DISTRICT**

CLASS OF PROPERTY	1920	1921	1920	1921
	Assessed Value	Assessed Value	Taxes Levied	Taxes Levied
Real Estate.....	\$ 3,305,750	\$ 6,329,613	\$ 66,776	\$ 97,476
Personal Property.....	1,321,895	4,150,133	26,702	63,912
Public Utility Property.....	937,991	977,205	18,948	15,049
Total.....	\$ 5,565,636	\$ 11,456,951	\$ 112,426	\$ 176,437
PURPOSES	1920	1921	1920	1921
	Levy on each \$100	Levy on each \$100	Taxes Levied	Taxes Levied
State.....	10 cents	10 cents	\$ 5,566	\$ 11,457
State Virginia Debt.....	10	10	5,566	11,457
Total State.....	20 cents	20 cents	\$ 11,131	\$ 22,914
County, General.....	25 cents	25 cents	\$ 13,914	\$ 28,642
Main County Road.....	25	20	13,914	22,914
County Road and Bridge.....	5	.....	2,783	.....
District Road.....	15	9	8,348	10,311
District Road Bonds.....	42	21	23,376	24,060
Total County and District.....	\$ 1.12	75 cents	\$ 62,335	\$ 85,927
Elementary Teachers.....	40 cents	33 cents	\$ 22,263	\$ 37,808
Elementary Maintenance Building.....	10	6	5,566	6,874
New Building.....	20	20	11,131	22,914
Total Schools.....	70 cents	59 cents	\$ 38,960	\$ 67,596
GRAND TOTAL.....	\$ 2.02	\$ 1.54	\$ 112,426	\$ 176,437



**BOONE COUNTY—Continued**  
**Table No. 5**  
**WASHINGTON DISTRICT**

CLASS OF PROPERTY	1920	1921	1920	1921
	Assessed Value	Assessed Value	Taxes Levied	Taxes Levied
Real Estate.....	\$ 1,572,750	\$ 2,186,706	\$ 29,882	\$ 33,457
Personal Property.....	1,140,220	1,360,141	21,664	20,810
Public Utility Property.....	544,288	545,999	10,342	8,353
<b>Total.....</b>	<b>\$ 3,257,258</b>	<b>\$ 4,092,846</b>	<b>\$ 61,888</b>	<b>\$ 62,620</b>
PURPOSES	1920	1921	1920	1921
	Levy on each \$100	Levy on each \$100	Taxes Levied	Taxes Levied
State.....	10 cents	10 cents	\$ 3,257	\$ 4,093
State Virginia Debt.....	10	10	3,258	4,093
<b>Total State.....</b>	<b>20 cents</b>	<b>20 cents</b>	<b>\$ 6,515</b>	<b>\$ 8,186</b>
County, General.....	25 cents	25 cents	\$ 8,143	\$ 10,232
Main County Road.....	25	20	8,143	8,186
County Road and Bridge.....	5		1,629	
District Road.....	15	12	4,886	4,911
District Road Bonds.....	40	22	13,029	9,004
<b>Total County and District.....</b>	<b>\$ 1.10</b>	<b>79 cents</b>	<b>\$ 35,830</b>	<b>\$ 32,333</b>
Elementary Teachers.....	40 cents	40 cents	\$ 13,029	\$ 16,371
Elementary Maintenance Building.....	10	6	3,257	2,456
New Building.....	10	8	3,257	3,274
<b>Total Schools.....</b>	<b>60 cents</b>	<b>54 cents</b>	<b>\$ 19,543</b>	<b>\$ 22,101</b>
<b>GRAND TOTAL.....</b>	<b>\$ 1.90</b>	<b>\$ 1.53</b>	<b>\$ 61,888</b>	<b>\$ 62,620</b>

**Table No. 6**  
**DANVILLE MUNICIPALITY—SCOTT DISTRICT**

CLASS OF PROPERTY	1920	1921	1920	1921
	Assessed Value	Assessed Value	Taxes Levied	Taxes Levied
Real Estate.....	\$ 122,575	\$ 197,450	\$ 2,746	\$ 3,653
Personal Property.....	123,625	147,009	2,789	2,720
Public Utility Property.....	59,594	69,489	1,335	1,285
<b>Total.....</b>	<b>\$ 305,794</b>	<b>\$ 413,948</b>	<b>\$ 6,850</b>	<b>\$ 7,658</b>
PURPOSES	1920	1921	1920	1921
	Levy on each \$100	Levy on each \$100	Taxes Levied	Taxes Levied
State.....	10 cents	10 cents	\$ 306	\$ 414
State Virginia Debt.....	10	10	306	414
<b>Total State.....</b>	<b>20 cents</b>	<b>20 cents</b>	<b>\$ 612</b>	<b>\$ 828</b>
County, General.....	25 cents	25 cents	\$ 764	\$ 1,035
Main County Road.....	25	20	765	828
County Road and Bridge.....	5		153	
District Road Bonds.....	38	20	1,162	828
<b>Total County and District.....</b>	<b>93 cents</b>	<b>65 cents</b>	<b>\$ 2,844</b>	<b>\$ 2,691</b>
High School Teachers.....	5 cents	6 cents	\$ 153	\$ 248
High School Maintenance Building.....	1	4	31	165
Elementary Teachers.....	40	40	1,223	1,656
Elementary Maintenance Building.....	10	5	306	207
New Building.....	20	20	611	828
<b>Total Schools.....</b>	<b>76 cents</b>	<b>75 cents</b>	<b>\$ 2,324</b>	<b>\$ 3,104</b>
Municipal General.....	35 cents	25 cents	\$ 1,070	\$ 1,035
<b>Total Municipal.....</b>	<b>35 cents</b>	<b>25 cents</b>	<b>\$ 1,070</b>	<b>\$ 1,035</b>
<b>GRAND TOTAL.....</b>	<b>\$ 2.24</b>	<b>\$ 1.85</b>	<b>\$ 6,850</b>	<b>\$ 7,658</b>

## BOONE COUNTY—Continued

Table No. 7

## MADISON MUNICIPALITY—SCOTT DISTRICT

CLASS OF PROPERTY	1920	1921	1920	1921
	Assessed Value	Assessed Value	Taxes Levied	Taxes Levied
Real Estate.....	\$ 357,630	\$ 710,040	\$ 8,547	\$ 17,041
Personal Property.....	374,370	418,750	8,947	10,050
Public Utility Property.....	74,830	85,478	1,789	2,051
<b>Total.....</b>	<b>\$ 806,830</b>	<b>\$ 1,214,268</b>	<b>\$ 19,283</b>	<b>\$ 29,142</b>
PURPOSES	1920	1921	1920	1921
	Levy on each \$100	Levy on each \$100	Taxes Levied	Taxes Levied
State.....	10 cents	10 cents	\$ 807	\$ 1,214
State Virginia Debt.....	10	10	807	1,214
<b>Total State.....</b>	<b>20 cents</b>	<b>20 cents</b>	<b>\$ 1,614</b>	<b>\$ 2,428</b>
County, General.....	25 cents	25 cents	\$ 2,017	\$ 3,036
Main County Road.....	25	20	2,017	2,429
County Road and Bridge.....	5		403	
District Road Bonds.....	38	20	3,066	2,428
<b>Total County and District.....</b>	<b>93 cents</b>	<b>65 cents</b>	<b>\$ 7,503</b>	<b>\$ 7,893</b>
High School Teachers.....	5 cents	6 cents	\$ 404	\$ 729
High School Maintenance Building.....	1	4	81	486
Elementary Teachers.....	40	40	3,227	4,857
Elementary Maintenance Building.....	10	5	807	607
New Building.....	20	20	1,613	2,428
<b>Total Schools.....</b>	<b>76 cents</b>	<b>75 cents</b>	<b>\$ 6,132</b>	<b>\$ 9,107</b>
Municipal General.....	50 cents	50 cents	\$ 4,034	\$ 6,071
Municipal Bonds.....		30		3,643
<b>Total Municipal.....</b>	<b>50 cents</b>	<b>80 cents</b>	<b>\$ 4,034</b>	<b>\$ 9,714</b>
<b>GRAND TOTAL.....</b>	<b>\$ 2.39</b>	<b>\$ 2.40</b>	<b>\$ 19,283</b>	<b>\$ 29,142</b>

RECAPITULATION OF BOONE COUNTY  
ASSESSED VALUE

Class of Property	1920			1921		
	Districts	Municipalities	Total	Districts	Municipalities	Total
Real Estate.....	\$ 10,267,020	\$ 480,205	\$ 10,747,225	\$ 16,278,818	\$ 907,490	\$ 17,186,308
Personal Property.....	3,779,750	487,965	4,277,745	7,562,206	565,759	8,127,964
Public Utility Property.....	2,125,618	134,424	2,260,042	2,306,408	154,967	2,460,375
<b>Total.....</b>	<b>\$ 16,172,388</b>	<b>\$ 1,112,624</b>	<b>\$ 17,285,012</b>	<b>\$ 26,146,431</b>	<b>\$ 1,628,216</b>	<b>\$ 27,774,647</b>

TAXES LEVIED

Purposes	1920			1921		
	Districts	Municipalities	Total	Districts	Municipalities	Total
State.....	\$ 16,172	\$ 1,113	\$ 17,285	\$ 26,147	\$ 1,628	\$ 27,775
State Virginia Debt.....	16,172	1,113	17,285	26,147	1,628	27,775
<b>Total State.....</b>	<b>\$ 32,344</b>	<b>\$ 2,226</b>	<b>\$ 34,570</b>	<b>\$ 52,294</b>	<b>\$ 3,256</b>	<b>\$ 55,550</b>
County, General.....	\$ 40,431	\$ 2,781	\$ 43,212	\$ 65,366	\$ 4,071	\$ 69,437
Main County Road.....	40,431	2,782	43,213	52,294	3,257	55,551
County Road and Bridge..	8,087	556	8,643	.....	.....	.....
District Road.....	24,259	.....	24,259	26,342	.....	26,342
District Road Bonds.....	51,691	4,228	55,919	45,356	3,256	48,612
<b>Total County and District.....</b>	<b>\$ 164,899</b>	<b>\$ 10,347</b>	<b>\$ 175,246</b>	<b>\$ 189,358</b>	<b>\$ 10,584</b>	<b>\$ 199,942</b>
High School Teachers.....	\$ 1,144	\$ 557	\$ 1,701	\$ 1,839	\$ 977	\$ 2,816
High School Maint. Bldg..	229	112	341	1,226	651	1,877
Elementary Teachers.....	64,690	4,450	69,140	96,565	6,513	103,078
Elementary Maint. Bldg...	16,173	1,113	17,286	16,453	814	17,267
New Building.....	29,086	2,224	31,310	44,956	3,256	48,212
Special Additional.....	3,215	.....	3,215	.....	.....	.....
<b>Total Schools.....</b>	<b>\$ 114,537</b>	<b>\$ 8,456</b>	<b>\$ 122,993</b>	<b>\$ 161,039</b>	<b>\$ 12,211</b>	<b>\$ 173,250</b>
Municipal General.....	\$.....	\$ 5,104	\$ 5,104	\$.....	\$ 7,106	\$ 7,106
Municipal Bonds.....	.....	.....	.....	.....	3,643	3,643
<b>Total Municipal.....</b>	<b>\$.....</b>	<b>\$ 5,104</b>	<b>\$ 5,104</b>	<b>\$.....</b>	<b>\$ 10,749</b>	<b>\$ 10,749</b>
<b>GRAND TOTAL.....</b>	<b>\$ 311,780</b>	<b>\$ 26,133</b>	<b>\$ 337,913</b>	<b>\$ 402,691</b>	<b>\$ 36,800</b>	<b>\$ 439,491</b>
Total Average Rate of Levy on Each \$100.....	\$ 1.928	\$ 2.349	\$ 1.955	\$ 1.54	\$ 2.26	\$ 1.582
<b>For All Purposes</b>						
On Real Estate.....	\$ 194,448	\$ 11,293	\$ 205,741	\$ 248,015	\$ 20,694	\$ 268,709
On Personal Property.....	74,483	11,716	86,199	118,120	12,770	130,890
On Public Utility Property.....	42,849	3,124	45,973	36,556	3,336	39,892
<b>Total.....</b>	<b>\$ 311,780</b>	<b>\$ 26,133</b>	<b>\$ 337,913</b>	<b>\$ 402,691</b>	<b>\$ 36,800</b>	<b>\$ 439,491</b>

**BRAXTON COUNTY—Table No. 1**  
**BIRCH DISTRICT—(Outside of Rosedale Municipality)**

CLASS OF PROPERTY	1920	1921	1920	1921
	Assessed Value	Assessed Value	Taxes Levied	Taxes Levied
Real Estate.....	\$ 1,425,115	\$ 1,431,425	\$ 23,799	\$ 22,760
Personal Property.....	664,285	613,130	11,094	9,748
Public Utility Property.....	289,751	309,504	4,838	4,921
<b>Total.....</b>	<b>\$ 2,379,151</b>	<b>\$ 2,354,059</b>	<b>\$ 39,731</b>	<b>\$ 37,429</b>
PURPOSES	1920	1921	1920	1921
	Levy on each \$100	Levy on each \$100	Taxes Levied	Taxes Levied
State.....	10 cents	10 cents	\$ 2,379	\$ 2,354
State Virginia Debt.....	10	10	2,379	2,354
<b>Total State.....</b>	<b>20 cents</b>	<b>20 cents</b>	<b>\$ 4,758</b>	<b>\$ 4,708</b>
County, General.....	25 cents	30 cents	\$ 5,948	\$ 7,062
Main County Road.....	25	25	5,948	5,885
County Road and Bridge.....	10	.....	2,379	.....
District Road.....	15	15	3,569	3,531
<b>Total County and District.....</b>	<b>75 cents</b>	<b>70 cents</b>	<b>\$ 17,844</b>	<b>\$ 16,478</b>
High School Teachers.....	2 cents	7 cents	\$ 475	\$ 1,648
Elementary Teachers.....	40	40	9,517	9,416
Elementary Maintenance Building.....	10	7	2,379	1,648
New Building.....	20	15	4,758	3,531
<b>Total Schools.....</b>	<b>72 cents</b>	<b>69 cents</b>	<b>\$ 17,129</b>	<b>\$ 16,243</b>
<b>GRAND TOTAL.....</b>	<b>\$ 1.67</b>	<b>\$ 1.59</b>	<b>\$ 39,731</b>	<b>\$ 37,429</b>

Birch District complete includes Tables 1 and 13.

**BRAXTON COUNTY—Table No. 2**  
**HOLLY DISTRICT—(Outside of Flatwoods Ind. and Sutton Ind. Districts)**

CLASS OF PROPERTY	1920	1921	1920	1921
	Assessed Value	Assessed Value	Taxes Levied	Taxes Levied
Real Estate.....	\$ 1,322,960	\$ 1,360,505	\$ 20,373	\$ 22,381
Personal Property.....	584,075	697,950	8,995	11,481
Public Utility Property.....	563,545	559,272	8,678	9,200
<b>Total.....</b>	<b>\$ 2,470,580</b>	<b>\$ 2,617,727</b>	<b>\$ 38,046</b>	<b>\$ 43,062</b>
PURPOSES	1920	1921	1920	1921
	Levy on each \$100	Levy on each \$100	Taxes Levied	Taxes Levied
State.....	10 cents	10 cents	\$ 2,471	\$ 2,618
State Virginia Debt.....	10	10	2,470	2,618
<b>Total State.....</b>	<b>20</b>	<b>20</b>	<b>4,941</b>	<b>5,236</b>
County, General.....	25 cents	30 cents	6,176	7,853
Main County Road.....	25	25	6,177	6,544
County Road and Bridge.....	10	.....	2,470	.....
District Road.....	15	15	3,706	3,927
<b>Total County and District.....</b>	<b>75 cents</b>	<b>70 cents</b>	<b>\$ 18,529</b>	<b>\$ 18,324</b>
High School Teachers.....	5 cents	4 cents	\$ 1,235	\$ 1,047
Elementary Teachers.....	40	40	9,882	10,471
Elementary Maintenance Building.....	10	10½	2,471	2,749
New Building.....	4	20	988	5,235
<b>Total Schools.....</b>	<b>59 cents</b>	<b>74½</b>	<b>\$ 14,576</b>	<b>\$ 19,502</b>
<b>GRAND TOTAL.....</b>	<b>\$ 1.54</b>	<b>\$ 1.64½</b>	<b>\$ 38,046</b>	<b>\$ 43,062</b>

Holly District complete includes Tables 5, 8, 11 and 14.

**BRAXTON COUNTY—Table No. 3**  
**OTTER DISTRICT—(Outside of Municipality of Gassaway and Flatwoods**  
**Ind. and Sutton Ind. Districts)**

CLASS OF PROPERTY	1920 Assessed Value	1921 Assessed Value	1920 Taxes Levied	1921 Taxes Levied
Real Estate.....	\$ 2,146,460	\$ 2,134,380	\$ 38,207	\$ 44,608
Personal Property.....	1,102,500	1,023,365	19,624	21,388
Public Utility Property.....	346,374	402,530	6,166	8,413
<b>Total.....</b>	<b>\$ 3,595,334</b>	<b>\$ 3,560,275</b>	<b>\$ 63,997</b>	<b>\$ 74,409</b>
PURPOSES	1920 Levy on each \$100	1921 Levy on each \$100	1920 Taxes Levied	1921 Taxes Levied
State.....	10 cents	10 cents	\$ 3,595	\$ 3,560
State Virginia Debt.....	10	10	3,596	3,560
<b>Total State.....</b>	<b>20</b>	<b>20</b>	<b>\$ 7,191</b>	<b>\$ 7,120</b>
County, General.....	25 cents	30 cents	\$ 8,988	\$ 10,681
Main County Road.....	25	25	8,988	8,901
County Road and Bridge.....	10		3,596	
District Road.....	15	15	5,393	5,340
<b>Total County and District.....</b>	<b>75 cents</b>	<b>70 cents</b>	<b>\$ 26,965</b>	<b>\$ 24,922</b>
High School Teachers.....	15 cents	15 cents	\$ 5,393	\$ 5,340
High School Maintenance Building.....	3	4	1,079	1,424
Elementary Teachers.....	40	40	14,381	14,241
Elementary Maintenance Building.....	10	15	3,595	5,341
New Building.....	15	20	5,393	7,121
School Bonds.....		25		8,900
<b>Total Schools.....</b>	<b>83 cents</b>	<b>\$ 1.19</b>	<b>\$ 29,841</b>	<b>\$ 42,367</b>
<b>GRAND TOTAL.....</b>	<b>\$ 1.78</b>	<b>\$ 2.09</b>	<b>\$ 63,997</b>	<b>\$ 74,409</b>

Otter District complete includes Tables 3, 6, 9 and 12.

**BRAXTON COUNTY—Table No. 4**  
**SALT LICK DISTRICT—(Outside of Burnsville Ind. and Flatwoods**  
**Ind. Districts)**

CLASS OF PROPERTY	1920 Assessed Value	1921 Assessed Value	1920 Taxes Levied	1921 Taxes Levied
Real Estate.....	\$ 2,450,005	\$ 2,476,535	\$ 40,425	\$ 38,882
Personal Property.....	1,097,690	1,157,440	18,112	18,172
Public Utility Property.....	1,286,296	1,367,906	21,224	21,476
<b>Total.....</b>	<b>\$ 4,833,991</b>	<b>\$ 5,001,881</b>	<b>\$ 79,761</b>	<b>\$ 78,530</b>
PURPOSES	1920 Levy on each \$100	1921 Levy on each \$100	1920 Taxes Levied	1921 Taxes Levied
State.....	10 cents	10 cents	\$ 4,834	\$ 5,002
State Virginia Debt.....	10	10	4,834	5,002
<b>Total State.....</b>	<b>20 cents</b>	<b>20 cents</b>	<b>\$ 9,668</b>	<b>\$ 10,004</b>
County, General.....	25 cents	30 cents	\$ 12,085	\$ 15,005
Main County Road.....	25	25	12,085	12,505
County Road and Bridge.....	10		4,834	
District Road.....	15	15	7,251	7,503
<b>Total County and District.....</b>	<b>75 cents</b>	<b>70 cents</b>	<b>\$ 36,255</b>	<b>\$ 35,013</b>
High School Teachers.....		9 cents		\$ 4,502
High School Maintenance Building.....		3		1,501
Elementary Teachers.....	40	40	19,336	20,007
Elementary Maintenance Building.....	10	5	4,834	2,501
New Building.....	20	10	9,668	5,002
<b>Total Schools.....</b>	<b>70 cents</b>	<b>67 cents</b>	<b>\$ 33,838</b>	<b>\$ 33,513</b>
<b>GRAND TOTAL.....</b>	<b>\$ 1.65</b>	<b>\$ 1.57</b>	<b>\$ 79,761</b>	<b>\$ 78,530</b>

Salt Lick District complete includes Tables 4, 7 and 10.

**BRAXTON COUNTY—Table No. 5  
FLATWOODS IND. DISTRICT, HOLLY DISTRICT—(Outside Municipality of Flatwoods)**

CLASS OF PROPERTY	1920	1921	1920	1921
	Assessed Value	Assessed Value	Taxes Levied	Taxes Levied
Real Estate.....	\$ 7,810	8,360	\$ 215	\$ 234
Personal Property.....	2,680	2,250	73	63
Public Utility Property.....				
<b>Total.....</b>	<b>\$ 10,490</b>	<b>\$ 10,610</b>	<b>\$ 288</b>	<b>\$ 297</b>
PURPOSES	1920	1921	1920	1921
	Levy on each \$100	Levy on each \$100	Taxes Levied	Taxes Levied
State.....	10 cents	10 cents	\$ 11	\$ 11
State Virginia Debt.....	10	10	11	11
<b>Total State.....</b>	<b>20 cents</b>	<b>20 cents</b>	<b>\$ 21</b>	<b>\$ 22</b>
County, General.....	25 cents	30 cents	\$ 26	\$ 32
Main County Road.....	25	25	26	26
County Road and Bridge.....	10		11	
District Road.....	15	15	16	16
<b>Total County and District.....</b>	<b>75 cents</b>	<b>70 cents</b>	<b>\$ 79</b>	<b>\$ 74</b>
High School Teachers.....	90 cents	75 cents	\$ 94	\$ 80
High School Maintenance Building.....	20	20	21	21
Elementary Teachers.....	40	40	42	42
Elementary Maintenance Building.....	10	15	10	16
New Building.....		20		21
School Bonds.....	20	20	21	21
<b>Total Schools.....</b>	<b>\$ 1.80</b>	<b>\$ 1.90</b>	<b>\$ 188</b>	<b>\$ 201</b>
<b>GRAND TOTAL.....</b>	<b>\$ 2.75</b>	<b>\$ 2.80</b>	<b>\$ 288</b>	<b>\$ 297</b>

Flatwoods Independent District complete includes Tables 5, 6, 7 and 11.

**BRAXTON COUNTY—Table No. 6  
FLATWOODS IND. DISTRICT—OTHER DISTRICT (Outside of Flatwoods Municipality)**

CLASS OF PROPERTY	1920	1921	1920	1921
	Assessed Value	Assessed Value	Taxes Levied	Taxes Levied]
Real Estate.....	\$ 2,790	\$ 2,790	\$ 76	\$ 78
Personal Property.....				
Public Utility Property.....				
<b>Total.....</b>	<b>\$ 2,790</b>	<b>\$ 2,790</b>	<b>\$ 76</b>	<b>\$ 78</b>
PURPOSES	1920	1921	1920	1921
	Levy on each \$100	Levy on each \$100	Taxes Levied	Taxes Levied
State.....	10 cents	10 cents	\$ 3	\$ 3
State Virginia Debt.....	10	10	2	3
<b>Total State.....</b>	<b>20 cents</b>	<b>20 cents</b>	<b>\$ 5</b>	<b>\$ 6</b>
County, General.....	25 cents	30 cents	\$ 7	\$ 8
Main County Road.....	25	25	7	7
County Road and Bridge.....	10		3	
District Road.....	15	15	4	4
<b>Total County and District.....</b>	<b>75 cents</b>	<b>70 cents</b>	<b>\$ 21</b>	<b>\$ 19</b>
High School Teachers.....	90 cents	75 cents	\$ 25	\$ 21
High School Maintenance Building.....	20	20	6	6
Elementary Teachers.....	40	40	11	11
Elementary Maintenance Building.....	10	15	2	4
New Building.....		20		6
School Bonds.....	20	20	6	6
<b>Total Schools.....</b>	<b>\$ 1.80</b>	<b>\$ 1.90</b>	<b>\$ 50</b>	<b>\$ 53</b>
<b>GRAND TOTAL.....</b>	<b>\$ 2.75</b>	<b>\$ 2.80</b>	<b>\$ 76</b>	<b>\$ 78</b>

Flatwoods Independent District complete includes Tables 6, 5, 7 and 11.

**BRAXTON COUNTY—Table No. 7  
FLATWOODS IND. DISTRICT—SALT LICK DISTRICT—(Outside of  
Municipality of Flatwoods)**

CLASS OF PROPERTY	1920 Assessed Value	1921 Assessed Value	1920 Taxes Levied	1921 Taxes Levied
Real Estate.....	\$ 24,550	\$ 27,275	\$ 675	\$ 764
Personal Property.....		7,655		214
Public Utility Property.....				
<b>Total.....</b>	<b>\$ 24,550</b>	<b>\$ 34,930</b>	<b>\$ 675</b>	<b>\$ 978</b>

PURPOSES	1920 Levy on each \$100	1921 Levy on each \$100	1920 Taxes Levied	1921 Taxes Levied
State.....	10 cents	10 cents	\$ 24	\$ 35
State Virginia Debt.....	10	10	25	35
<b>Total State.....</b>	<b>20 cents</b>	<b>20 cents</b>	<b>\$ 49</b>	<b>\$ 70</b>
County, General.....	25 cents	30 cents	\$ 61	\$ 105
Main County Road.....	25	25	61	87
County Road and Bridge.....	10		25	
District Road.....	15	15	37	52
<b>Total County and District.....</b>	<b>75 cents</b>	<b>70 cents</b>	<b>\$ 184</b>	<b>\$ 244</b>
High School Teachers.....	90 cents	75 cents	\$ 221	\$ 262
High School Maintenance Building.....	20	20	49	70
Elementary Teachers.....	40	40	98	140
Elementary Maintenance Building.....	10	15	25	52
New Building.....		20		70
School Bonds.....	20	20	49	70
<b>Total Schools.....</b>	<b>\$ 1.80</b>	<b>\$ 1.90</b>	<b>\$ 442</b>	<b>\$ 664</b>
<b>GRAND TOTAL.....</b>	<b>\$ 2.75</b>	<b>\$ 2.80</b>	<b>\$ 675</b>	<b>\$ 978</b>

Flatwoods District complete includes Tables 7, 5, 6 and 11.

**BRAXTON COUNTY—Table No. 8  
SUTTON IND. DISTRICT—HOLLY DISTRICT—(Outside of Municipality  
of Sutton)**

CLASS OF PROPERTY	1920 Assessed Value	1921 Assessed Value	1920 Taxes Levied	1921 Taxes Levied
Real Estate.....	\$ 76,775	\$ 86,850	\$ 2,150	\$ 2,084
Personal Property.....	17,260	30,725	483	738
Public Utility Property.....				
<b>Total.....</b>	<b>\$ 94,035</b>	<b>\$ 117,575</b>	<b>\$ 2,633</b>	<b>\$ 2,822</b>

PURPOSES	1920 Levy on each \$100	1921 Levy on each \$100	1920 Taxes Levied	1921 Taxes Levied
State.....	10 cents	10 cents	\$ 94	\$ 118
State Virginia Debt.....	10	10	94	118
<b>Total State.....</b>	<b>20 cents</b>	<b>20 cents</b>	<b>\$ 188</b>	<b>\$ 236</b>
County, General.....	25 cents	30 cents	\$ 235	\$ 353
Main County Road.....	25	25	235	294
County Road and Bridge.....	10		94	
District Road.....	15	15	141	176
<b>Total County and District.....</b>	<b>75 cents</b>	<b>70 cents</b>	<b>\$ 705</b>	<b>\$ 823</b>
High School Teachers.....	96 cents	65 cents	\$ 903	\$ 764
High School Maintenance Building.....	15	10	141	118
Elementary Teachers.....	37	40	348	470
Elementary Maintenance Building.....	15	11	141	129
New Building.....	12	16	113	188
School Bonds.....	10	8	94	94
<b>Total Schools.....</b>	<b>\$ 1.85</b>	<b>\$ 1.50</b>	<b>\$ 1,740</b>	<b>\$ 1,763</b>
<b>GRAND TOTAL.....</b>	<b>\$ 2.80</b>	<b>\$ 2.40</b>	<b>\$ 2,633</b>	<b>\$ 2,822</b>

Sutton Independent District complete includes Tables 8, 9 and 14.

**BRAXTON COUNTY—Table No. 9**  
**SUTTON IND. DISTRICT—OTTER DISTRICT—(Outside of Municipality of Sutton)**

CLASS OF PROPERTY	1920	1921	1920	1921
	Assessed Value	Assessed Value	Taxes Levied	Taxes Levied
Real Estate.....	\$ 159,825	\$ 202,695	\$ 4,475	\$ 4,865
Personal Property.....	41,085	46,725	1,150	1,121
Public Utility Property.....	40,673	40,790	1,139	979
<b>Total.....</b>	<b>\$ 241,583</b>	<b>\$ 290,210</b>	<b>\$ 6,764</b>	<b>\$ 6,965</b>
PURPOSES	1920	1921	1920	1921
	Levy on each \$100	Levy on each \$100	Taxes Levied	Taxes Levied
State.....	10 cents	10 cents	\$ 242	\$ 290
State Virginia Debt.....	10	10	241	290
<b>Total State.....</b>	<b>20 cents</b>	<b>20 cents</b>	<b>\$ 483</b>	<b>\$ 580</b>
County, General.....	25 cents	30 cents	\$ 604	\$ 871
Main County Road.....	25	25	604	726
County Road and Bridge.....	10	.....	242	.....
District Road.....	15	15	362	435
<b>Total County and District.....</b>	<b>75 cents</b>	<b>70 cents</b>	<b>\$ 1,812</b>	<b>\$ 2,032</b>
High School Teachers.....	96 cents	65 cents	\$ 2,319	\$ 1,887
High School Maintenance Building.....	15	10	362	290
Elementary Teachers.....	37	40	894	1,161
Elementary Maintenance Building.....	15	11	362	319
New Building.....	12	16	290	464
School Bonds.....	10	8	242	232
<b>Total Schools.....</b>	<b>\$ 1.85</b>	<b>\$ 1.50</b>	<b>\$ 4,469</b>	<b>\$ 4,353</b>
<b>GRAND TOTAL.....</b>	<b>\$ 2.80</b>	<b>\$ 2.40</b>	<b>\$ 6,764</b>	<b>\$ 6,965</b>

Sutton Independent District complete includes Tables 8, 9 and 14.

**BRAXTON COUNTY—Table No. 10**  
**BURNSVILLE MUNICIPALITY AND BURNSVILLE IND. DISTRICT, SALT LICK DISTRICT**

CLASS OF PROPERTY	1920	1921	1920	1921
	Assessed Value	Assessed Value	Taxes Levied	Taxes Levied
Real Estate.....	\$ 370,895	\$ 371,410	\$ 10,941	\$ 8,245
Personal Property.....	430,263	409,531	12,693	9,092
Public Utility Property.....	193,815	180,551	5,718	4,008
<b>Total.....</b>	<b>\$ 994,973</b>	<b>\$ 961,492</b>	<b>\$ 29,352</b>	<b>\$ 21,345</b>
PURPOSES	1920	1921	1920	1921
	Levy on each \$100	Levy on each \$100	Taxes Levied	Taxes Levied
State.....	10 cents	10 cents	\$ 995	\$ 961
State Virginia Debt.....	10	10	995	961
<b>Total State.....</b>	<b>20 cents</b>	<b>20 cents</b>	<b>\$ 1,990</b>	<b>\$ 1,922</b>
County, General.....	25 cents	30 cents	\$ 2,487	\$ 2,885
Main County Road.....	25	25	2,488	2,404
County Road and Bridge.....	10	.....	995	.....
<b>Total County and District.....</b>	<b>60 cents</b>	<b>55 cents</b>	<b>\$ 5,970</b>	<b>\$ 5,289</b>
High School Teachers.....	35 cents	9 cents	\$ 3,483	\$ 865
High School Maintenance Building.....	15	3	1,492	289
Elementary Teachers.....	55	40	5,472	3,846
Elementary Maintenance Building.....	10	5	995	481
New Building.....	20	10	1,990	962
Sub-District Extension.....	.....	10	.....	961
School Bonds.....	15	15	1,493	1,442
<b>Total Schools.....</b>	<b>\$ 1.50</b>	<b>92 cents</b>	<b>\$ 14,925</b>	<b>\$ 8,846</b>
Municipal General.....	50 cents	40 cents	\$ 4,975	\$ 3,846
Municipal Bonds.....	15	15	1,492	1,442
<b>Total Municipal.....</b>	<b>65 cents</b>	<b>55 cents</b>	<b>\$ 6,467</b>	<b>\$ 5,288</b>
<b>GRAND TOTAL.....</b>	<b>\$ 2.95</b>	<b>\$ 2.22</b>	<b>\$ 29,352</b>	<b>\$ 21,345</b>

Chap. 35, Acts, 1921, Abolished the Independent District of Burnsville



**BRAXTON COUNTY—Table No. 11  
FLATWOODS MUNICIPALITY—FLATWOODS IND. DISTRICT  
HOLLY DISTRICT**

CLASS OF PROPERTY	1920	1921	1920	1921
	Assessed Value	Assessed Value	Taxes Levied	Taxes Levied
Real Estate.....	\$ 78,135	\$ 81,135	\$ 2,227	\$ 2,556
Personal Property.....	50,260	55,265	1,433	1,741
Public Utility Property.....	77,906	78,149	2,220	2,461
<b>Total.....</b>	<b>\$ 206,301</b>	<b>\$ 214,549</b>	<b>\$ 5,880</b>	<b>\$ 6,758</b>
PURPOSES	1920	1921	1920	1921
	Levy on each \$100	Levy on each \$100	Taxes Levied	Taxes Levied
State.....	10 cents	10 cents	\$ 206	\$ 215
State Virginia Debt.....	10	10	207	215
<b>Total State.....</b>	<b>20 cents</b>	<b>20 cents</b>	<b>\$ 413</b>	<b>\$ 430</b>
County, General.....	25 cents	30 cents	\$ 516	\$ 644
Main County Road.....	25	25	516	536
County Road and Bridge.....	10		206	
<b>Total County and District.....</b>	<b>60 cents</b>	<b>55 cents</b>	<b>\$ 1,238</b>	<b>\$ 1,180</b>
High School Teachers.....	90 cents	75 cents	\$ 1,857	\$ 1,609
High School Maintenance Building.....	20	20	413	429
Elementary Teachers.....	40	40	825	858
Elementary Maintenance Building.....	10	15	206	322
New Building.....		20		429
School Bonds.....	20	20	412	429
<b>Total Schools.....</b>	<b>\$ 1.80</b>	<b>\$ 1.90</b>	<b>\$ 3,713</b>	<b>\$ 4,076</b>
Municipal General.....	25 cents	50 cents	\$ 516	\$ 1,072
<b>Total Municipal.....</b>	<b>25 cents</b>	<b>50 cents</b>	<b>\$ 516</b>	<b>\$ 1,072</b>
<b>GRAND TOTAL.....</b>	<b>\$ 2.85</b>	<b>\$ 3.15</b>	<b>\$ 5,880</b>	<b>\$ 6,758</b>

Flatwoods Independent District complete includes Tables 5, 6, 7 and 11.

**BRAXTON COUNTY—Table No. 12  
GASSAWAY MUNICIPALITY—OTTER DISTRICT**

CLASS OF PROPERTY	1920	1921	1920	1921
	Assessed Value	Assessed Value	Taxes Revied	Taxes Levied
Real Estate.....	\$ 606,535	\$ 672,300	\$ 16,558	\$ 19,833
Personal Property.....	352,554	440,016	9,625	12,981
Public Utility Property.....	308,193	308,318	8,414	9,095
<b>Total.....</b>	<b>\$ 1,267,282</b>	<b>\$ 1,420,634</b>	<b>\$ 34,597</b>	<b>\$ 41,909</b>
PURPOSES	1920	1921	1920	1921
	Levy on each \$100	Levy on each \$100	Taxes Levied	Taxes Levied
State.....	10 cents	10 cents	\$ 1,267	\$ 1,421
State Virginia Debt.....	10	10	1,268	1,421
<b>Total State.....</b>	<b>20 cents</b>	<b>20 cents</b>	<b>\$ 2,535</b>	<b>\$ 2,842</b>
County, General.....	25 cents	30 cents	\$ 3,168	\$ 4,262
Main County Road.....	25	25	3,168	3,551
County Road and Bridge.....	10		1,267	
<b>Total County and District.....</b>	<b>60 cents</b>	<b>55 cents</b>	<b>\$ 7,603</b>	<b>\$ 7,813</b>
High School Teachers.....	15 cents	15 cents	\$ 1,901	\$ 2,131
High School Maintenance Building.....	3	4	380	568
Elementary Teachers.....	40	40	5,069	5,683
Elementary Maintenance Building.....	10	15	1,268	2,131
New Building.....	15	20	1,901	2,841
Sub-District Extension.....	21	16	2,661	2,273
School Bonds.....		25		3,552
<b>Total Schools.....</b>	<b>\$ 1.04</b>	<b>\$ 1.35</b>	<b>\$ 13,180</b>	<b>\$ 19,179</b>
Municipal General.....	50 cents	50 cents	\$ 6,337	\$ 7,103
Municipal Bonds.....	39	35	4,942	4,972
<b>Total Municipal.....</b>	<b>89 cents</b>	<b>85 cents</b>	<b>\$ 11,279</b>	<b>\$ 12,075</b>
<b>GRAND TOTAL.....</b>	<b>\$ 2.73</b>	<b>\$ 2.95</b>	<b>\$ 34,597</b>	<b>\$ 41,909</b>

**BRAXTON COUNTY—Table No. 13  
ROSEDALE MUNICIPALITY—BIRCH DISTRICT**

CLASS OF PROPERTY	1920	1921	1920	1921
	Assessed Value	Assessed Value	Taxes Levied	Taxes Levied
Real Estate.....	\$ 21,050	\$ 23,400	\$ 373	\$ 384
Personal Property.....	44,335	78,675	785	1,290
Public Utility Property.....	5,624	5,584	99	92
<b>Total.....</b>	<b>\$ 71,009</b>	<b>\$ 107,659</b>	<b>\$ 1,257</b>	<b>\$ 1,766</b>
PURPOSES	1920	1921	1920	1921
	Levy on each \$100	Levy on each \$100	Taxes Levied	Taxes Levied
State.....	10 cents	10 cents	\$ 71	\$ 108
State Virginia Debt.....	10	10	71	108
<b>Total State.....</b>	<b>20 cents</b>	<b>20 cents</b>	<b>\$ 142</b>	<b>\$ 216</b>
County, General.....	25 cents	30 cents	\$ 178	\$ 323
Main County Road.....	25	25	177	269
County Road and Bridge.....	10		71	
<b>Total County and District.....</b>	<b>60 cents</b>	<b>55 cents</b>	<b>\$ 426</b>	<b>\$ 592</b>
High School Teachers.....	2 cents	7 cents	\$ 14	\$ 75
Elementary Teachers.....	40	40	284	431
Elementary Maintenance Building.....	10	7	71	75
New Building.....	20	15	142	162
<b>Total Schools.....</b>	<b>72 cents</b>	<b>69 cents</b>	<b>\$ 511</b>	<b>\$ 743</b>
Municipal General.....	25 cents	20 cents	\$ 178	\$ 215
<b>Total Municipal.....</b>	<b>25 cents</b>	<b>20 cents</b>	<b>\$ 178</b>	<b>\$ 215</b>
<b>GRAND TOTAL.....</b>	<b>\$ 1.77</b>	<b>\$ 1.64</b>	<b>\$ 1,257</b>	<b>\$ 1,766</b>

Rosedale Municipality complete includes Above Table 13 and Table 8 of Gilmer County.

**BRAXTON COUNTY—Table No. 14  
SUTTON MUNICIPALITY—SUTTON IND. DISTRICT  
HOLLY DISTRICT**

CLASS OF PROPERTY	1920	1921	1920	1921
	Assessed Value	Assessed Value	Taxes Levied	Taxes Levied
Real Estate.....	\$ 578,880	\$ 588,285	\$ 19,393	\$ 16,766
Personal Property.....	399,408	648,950	13,380	18,495
Public Utility Property.....	37,524	39,622	1,257	1,130
<b>Total.....</b>	<b>\$ 1,015,812</b>	<b>\$ 1,276,857</b>	<b>\$ 34,030</b>	<b>\$ 36,391</b>
PURPOSES	1920	1921	1920	1921
	Levy on each \$100	Levy on each \$100	Taxes Levied	Taxes Levied
State.....	10 cents	10 cents	\$ 1,016	\$ 1,277
State Virginia Debt.....	10	10	1,016	1,277
<b>Total State.....</b>	<b>20 cents</b>	<b>20 cents</b>	<b>\$ 2,032</b>	<b>\$ 2,554</b>
County, General.....	25 cents	30 cents	\$ 2,539	\$ 3,831
Main County Road.....	25	25	2,540	3,192
County Road and Bridge.....	10		1,016	
<b>Total County and District.....</b>	<b>60 cents</b>	<b>55 cents</b>	<b>\$ 6,095</b>	<b>\$ 7,023</b>
High School Teachers.....	96 cents	65 cents	\$ 9,752	\$ 8,300
High School Maintenance Building.....	15	10	1,524	1,277
Elementary Teachers.....	37	40	3,759	5,107
Elementary Maintenance Building.....	15	11	1,523	1,405
New Building.....	12	16	1,219	2,043
School Bonds.....	10	8	1,015	1,021
<b>Total Schools.....</b>	<b>\$ 1.85</b>	<b>\$ 1.50</b>	<b>\$ 18,792</b>	<b>\$ 19,153</b>
Municipal General.....	50 cents	40 cents	\$ 5,079	\$ 5,107
Municipal Bonds.....	20	20	2,032	2,554
<b>Total Municipal.....</b>	<b>70 cents</b>	<b>60 cents</b>	<b>\$ 7,111</b>	<b>\$ 7,661</b>
<b>GRAND TOTAL.....</b>	<b>\$ 3.35</b>	<b>\$ 2.85</b>	<b>\$ 34,030</b>	<b>\$ 36,391</b>

Sutton Independent District complete includes Tables 8 9 and 14.

RECAPITULATION OF BRAXTON COUNTY  
ASSESSED VALUE

Class of Property	1920			1921		
	Districts	Municipalities	Total	Districts	Municipalities	Total
Real Estate.....	\$ 7,016,290	\$ 1,655,495	\$ 9,271,785	\$ 7,730,815	\$ 1,736,530	\$ 9,467,345
Personal Property.....	3,509,575	1,276,821	4,786,396	3,579,240	1,632,437	5,211,677
Public Utility Property.....	2,526,639	623,062	3,149,701	2,680,062	612,224	3,292,286
<b>Total.....</b>	<b>\$ 13,052,504</b>	<b>\$ 3,555,378</b>	<b>\$ 17,207,882</b>	<b>\$ 13,990,057</b>	<b>\$ 3,981,191</b>	<b>\$ 17,971,248</b>

TAXES LEVIED

Purposes	1920			1921		
	Districts	Municipalities	Total	Districts	Municipalities	Total
State.....	\$ 13,653	\$ 3,555	\$ 17,208	\$ 13,991	\$ 3,982	\$ 17,973
State Virginia Debt.....	13,651	3,557	17,208	13,991	3,982	17,973
<b>Total State.....</b>	<b>\$ 27,304</b>	<b>\$ 7,112</b>	<b>\$ 34,416</b>	<b>\$ 27,982</b>	<b>\$ 7,964</b>	<b>\$ 35,946</b>
County, General.....	\$ 34,130	\$ 8,888	\$ 43,018	\$ 41,970	\$ 11,945	\$ 53,915
Main County Road.....	34,131	8,889	43,020	34,975	9,952	44,927
County Road and Bridge.....	13,654	3,555	17,209	.....	.....	.....
District Road.....	20,479	.....	20,479	20,984	.....	20,984
<b>Total County and District.....</b>	<b>\$ 102,394</b>	<b>\$ 21,332</b>	<b>\$ 123,726</b>	<b>\$ 97,929</b>	<b>\$ 21,897</b>	<b>\$ 119,826</b>
High School Teachers.....	\$ 10,665	\$ 17,007	\$ 27,672	\$ 15,551	\$ 12,980	\$ 28,531
High School Maint. Bldg.....	1,658	3,809	5,467	3,430	2,563	5,993
Elementary Teachers.....	54,509	15,409	69,918	55,959	15,925	71,884
Elementary Maint. Bldg.....	13,819	4,063	17,882	12,759	4,414	17,173
New Building.....	21,210	5,252	26,462	21,637	6,437	28,074
Sub-District Extension.....	.....	2,661	2,661	.....	3,234	3,234
School Bonds.....	412	2,920	3,332	9,323	6,444	15,767
<b>Total Schools.....</b>	<b>\$ 102,273</b>	<b>\$ 51,121</b>	<b>\$ 153,394</b>	<b>\$ 118,659</b>	<b>\$ 51,997</b>	<b>\$ 170,656</b>
Municipal General.....	.....	\$ 17,085	\$ 17,085	.....	\$ 17,343	\$ 17,343
Municipal Bonds.....	.....	8,466	8,466	.....	8,968	8,968
<b>Total Municipal.....</b>	<b>.....</b>	<b>\$ 25,551</b>	<b>\$ 25,551</b>	<b>.....</b>	<b>\$ 26,311</b>	<b>\$ 26,311</b>
<b>GRAND TOTAL.....</b>	<b>\$ 231,971</b>	<b>\$ 105,116</b>	<b>\$ 337,087</b>	<b>\$ 244,570</b>	<b>\$ 108,169</b>	<b>\$ 352,739</b>
Total Average Rate of Levy on Each \$100.....	\$ 1.699	\$ 2.957	\$ 1.959	\$ 1.748	\$ 2.717	\$ 1.963
<b>For All Purposes</b>						
On Real Estate.....	\$ 130,395	\$ 49,492	\$ 179,887	\$ 136,656	\$ 47,784	\$ 184,440
On Personal Property.....	59,531	37,916	97,447	62,925	43,599	106,524
On Public Utility Property.....	42,045	17,708	59,753	44,989	16,876	61,775
<b>Total.....</b>	<b>\$ 231,971</b>	<b>\$ 105,116</b>	<b>\$ 337,087</b>	<b>\$ 244,570</b>	<b>\$ 108,169</b>	<b>\$ 352,739</b>

**BROOKE COUNTY—Table No. 1**  
**BUFFALO DISTRICT—(Outside of Wellsburg Independent District and**  
**Bethany Municipality)**

CLASS OF PROPERTY	1920	1921	1920	1921
	Assessed Value	Assessed Value	Taxes Levied	Taxes Levied
Real Estate.....	\$ 5,764,950	\$ 6,005,100	\$ 123,370	\$ 110,494
Personal Property.....	1,067,625	1,097,800	22,847	20,199
Public Utility Property.....	848,166	799,597	18,150	14,712
<b>Total.....</b>	<b>\$ 7,680,741</b>	<b>\$ 7,902,497</b>	<b>\$ 164,367</b>	<b>\$ 145,405</b>
PURPOSES	1920	1921	1920	1921
	Levy on each \$100	Levy on each \$100	Taxes Levied	Taxes Levied
State.....	10 cents	10 cents	\$ 7,681	\$ 7,902
State Virginia Debt.....	10	10	7,680	7,902
<b>Total State.....</b>	<b>20 cents</b>	<b>20 cents</b>	<b>\$ 15,361</b>	<b>\$ 15,804</b>
County, General.....	15 cents	24 cents	\$ 11,521	\$ 18,966
Main County Road.....	25	23	19,202	18,176
County Road and Bridge.....	10		7,681	
District Road.....	15	15	11,521	11,854
County Road Bonds.....	25	25	19,202	19,756
<b>Total County and District.....</b>	<b>90 cents</b>	<b>87 cents</b>	<b>\$ 69,127</b>	<b>\$ 68,752</b>
High School Teachers.....	11 cents	8 cents	\$ 8,449	\$ 6,322
High School Maintenance Building.....	5	1	3,841	790
Elementary Teachers.....	38	39	29,187	30,820
Elementary Maintenance Building.....	10	9	7,680	7,112
New Building.....	40	20	30,722	15,805
<b>Total Schools.....</b>	<b>\$ 1.04</b>	<b>77 cents</b>	<b>\$ 79,879</b>	<b>\$ 60,849</b>
<b>GRAND TOTAL.....</b>	<b>\$ 2.14</b>	<b>\$ 1.84</b>	<b>\$ 164,367</b>	<b>\$ 145,405</b>

Buffalo District complete includes Tables 1, 3 and 5.

**BROOKE COUNTY—Table No. 2**  
**CROSS CREEK DISTRICT—(Outside of Wellsburg Independent District,**  
**Follansbee and Hollidays Cove Municipalities)**

CLASS OF PROPERTY	1920	1921	1920	1921
	Assessed Value	Assessed Value	Taxes Levied	Taxes Levied
Real Estate.....	\$ 3,335,975	\$ 3,554,300	\$ 69,388	\$ 75,707
Personal Property.....	817,075	1,308,700	16,995	27,875
Public Utility Property.....	2,946,298	3,035,225	61,283	64,650
<b>Total.....</b>	<b>\$ 7,099,348</b>	<b>\$ 7,898,225</b>	<b>\$ 147,666</b>	<b>\$ 168,232</b>
PURPOSES	1920	1921	1920	1921
	Levy on each \$100	Levy on each \$100	Taxes Levied	Taxes Levied
State.....	10 cents	10 cents	\$ 7,099	\$ 7,898
State Virginia Debt.....	10	10	7,100	7,898
<b>Total State.....</b>	<b>20 cents</b>	<b>20 cents</b>	<b>\$ 14,199</b>	<b>\$ 15,796</b>
County, General.....	15 cents	24 cents	\$ 10,649	\$ 18,956
Main County Road.....	25	23	17,748	18,166
County Road and Bridge.....	10		7,100	
District Road.....	15	15	10,649	11,847
County Road Bonds.....	25	25	17,748	19,746
<b>Total County and District.....</b>	<b>90 cents</b>	<b>87 cents</b>	<b>\$ 63,894</b>	<b>\$ 68,715</b>
High School Teachers.....	7 cents	10 cents	\$ 4,970	\$ 7,898
High School Maintenance Building.....	2	2	1,420	1,580
Elementary Teachers.....	50	50	35,497	39,491
Elementary Maintenance Building.....	12	12	8,519	9,478
New Building.....	4	20	2,839	15,796
School Bonds.....	23	12	16,328	9,478
<b>Total Schools.....</b>	<b>98 cents</b>	<b>\$ 1.06</b>	<b>\$ 69,573</b>	<b>\$ 83,721</b>
<b>GRAND TOTAL.....</b>	<b>\$ 2.08</b>	<b>\$ 2.13</b>	<b>\$ 147,666</b>	<b>\$ 168,232</b>

Cross Creek District complete includes Tables 2, 4, 6 and 7.

BROOKE COUNTY—Table No. 3  
WELLSBURG IND. DIST., BUFFALO DISTRICT —(Outside of Wellsburg Municipality)

CLASS OF PROPERTY	1920	1921	1920	1921
	Assessed Value	Assessed Value	Taxes Levied	Taxes Levied
Real Estate.....	\$ 112,875	\$ 125,900	\$ 2,709	\$ 2,984
Personal Property.....	25,400	25,500	610	604
Public Utility Property.....	173,163	197,973	4,155	4,692
<b>Total.....</b>	<b>\$ 311,438</b>	<b>\$ 349,373</b>	<b>\$ 7,474</b>	<b>\$ 8,280</b>
PURPOSES	1920	1921	1920	1921
	Levy on each \$100	Levy on each \$100	Taxes Levied	Taxes Levied
State.....	10 cents	10 cents	\$ 311	\$ 349
State Virginia Debt.....	10	10	312	349
<b>Total State.....</b>	<b>20 cents</b>	<b>20 cents</b>	<b>\$ 623</b>	<b>\$ 698</b>
County, General.....	15 cents	24 cents	\$ 467	\$ 839
Main County Road.....	25	23	779	804
County Road and Bridge.....	10	15	311	467
District Road.....	15	25	467	524
County Road Bonds.....	25	25	779	873
<b>Total County and District.....</b>	<b>90 cents</b>	<b>87 cents</b>	<b>\$ 2,803</b>	<b>\$ 3,040</b>
High School Teachers.....	25 cents	25 cents	\$ 778	\$ 874
High School Maintenance Building.....	9	11	280	384
Elementary Teachers.....	55	55	1,713	1,922
Elementary Maintenance Building.....	25	27	779	943
School Bonds.....	16	12	498	419
<b>Total Schools.....</b>	<b>\$ 1.30</b>	<b>\$ 1.30</b>	<b>\$ 4,048</b>	<b>\$ 4,542</b>
<b>GRAND TOTAL.....</b>	<b>\$ 2.40</b>	<b>\$ 2.37</b>	<b>\$ 7,474</b>	<b>\$ 8,280</b>

Wellsburg Independent District complete includes Tables 3, 4 and 8.

BROOKE COUNTY—Table No. 4  
WELLSBURG IND. DISTRICT, CROSS CREEK DISTRICT —(Outside of Municipality of Wellsburg)

CLASS OF PROPERTY	1920	1921	1920	1921
	Assessed Value	Assessed Value	Taxes Levied	Taxes Levied
Real Estate.....	\$ 127,150	\$ 135,400	\$ 3,051	\$ 3,209
Personal Property.....	19,675	24,500	472	581
Public Utility Property.....				
<b>Total.....</b>	<b>\$ 146,825</b>	<b>\$ 159,900</b>	<b>\$ 3,523</b>	<b>\$ 3,790</b>
PURPOSES	1920	1921	1920	1921
	Levy on each \$100	Levy on each \$100	Taxes Levied	Taxes Levied
State.....	10 cents	10 cents	\$ 147	\$ 160
State Virginia Debt.....	10	10	147	160
<b>Total State.....</b>	<b>20 cents</b>	<b>20 cents</b>	<b>\$ 294</b>	<b>\$ 320</b>
County, General.....	15 cents	24 cents	\$ 220	\$ 383
Main County Road.....	25	23	367	368
County Road and Bridge.....	10	15	147	240
District Road.....	15	25	220	240
County Road Bonds.....	25	25	367	400
<b>Total County and District.....</b>	<b>90 cents</b>	<b>87 cents</b>	<b>\$ 1,321</b>	<b>\$ 1,391</b>
High School Teachers.....	25 cents	25 cents	\$ 367	\$ 400
High School Maintenance Building.....	9	11	132	176
Elementary Teachers.....	55	55	807	879
Elementary Maintenance Building.....	25	27	367	432
School Bonds.....	16	12	235	192
<b>Total Schools.....</b>	<b>\$ 1.30</b>	<b>\$ 1.30</b>	<b>\$ 1,908</b>	<b>\$ 2,079</b>
<b>GRAND TOTAL.....</b>	<b>\$ 2.40</b>	<b>\$ 2.37</b>	<b>\$ 3,523</b>	<b>\$ 3,790</b>

Wellsburg Independent District complete includes Tables 4, 3 and 8.

**BROOKE COUNTY—Table No. 5  
BETHANY MUNICIPALITY—BUFFALO DISTRICT**

CLASS OF PROPERTY	1920	1921	1920	1921
	Assessed Value	Assessed Value	Taxes Levied	Taxes Levied
Real Estate.....	\$ 162,275	\$ 181,500	\$ 4,041	\$ 3,975
Personal Property.....	29,125	47,800	725	1,047
Public Utility Property.....	7,690	7,914	191	173
<b>Total.....</b>	<b>\$ 199,090</b>	<b>\$ 237,214</b>	<b>\$ 4,957</b>	<b>\$ 5,195</b>
PURPOSES	1920	1921	1920	1921
	Levy on each \$100	Levy on each \$100	Taxes Levied	Taxes Levied
State.....	10 cents	10 cents	\$ 190	\$ 237
State Virginia Debt.....	10	10	199	237
<b>Total State.....</b>	<b>20 cents</b>	<b>20 cents</b>	<b>\$ 398</b>	<b>\$ 474</b>
County, General.....	15 cents	24 cents	\$ 299	\$ 569
Main County Road.....	25	23	498	546
County Road and Bridge.....	10	.....	199	.....
County Road Bonds.....	25	25	497	593
<b>Total County and District.....</b>	<b>75 cents</b>	<b>72 cents</b>	<b>\$ 1,493</b>	<b>\$ 1,708</b>
High School Teachers.....	11 cents	8 cents	\$ 219	\$ 190
High School Maintenance Building.....	5	1	100	24
Elementary Teachers.....	38	39	757	925
Elementary Maintenance Building.....	10	9	199	214
New Building.....	40	20	796	474
<b>Total Schools.....</b>	<b>\$ 1.04</b>	<b>77 cents</b>	<b>\$ 2,071</b>	<b>\$ 1,827</b>
Municipal General.....	35 cents	35 cents	\$ 697	\$ 830
Municipal Bonds.....	15	15	298	356
<b>Total Municipal.....</b>	<b>50 cents</b>	<b>50 cents</b>	<b>\$ 995</b>	<b>\$ 1,186</b>
<b>GRAND TOTAL.....</b>	<b>\$ 2.49</b>	<b>\$ 2.19</b>	<b>\$ 4,957</b>	<b>\$ 5,195</b>

**BROOKE COUNTY—Table No. 6  
FOLLANSBEE MUNICIPALITY—CROSS CREEK DISTRICT**

CLASS OF PROPERTY	1920	1921	1920	1921
	Assessed Value	Assessed Value	Taxes Levied	Taxes Levied
Real Estate.....	\$ 2,272,225	\$ 2,505,700	\$ 55,215	\$ 62,141
Personal Property.....	1,283,761	1,336,250	31,195	33,139
Public Utility Property.....	272,938	327,051	6,633	8,111
<b>Total.....</b>	<b>\$ 3,828,924</b>	<b>\$ 4,169,001</b>	<b>\$ 93,043</b>	<b>\$ 103,391</b>
PURPOSES	1920	1921	1920	1921
	Levy on each \$100	Levy on each \$100	Taxes Levied	Taxes Levied
State.....	.10 cents	.10 cents	\$ 3,829	\$ 4,169
State Virginia Debt.....	.10 cents	.10 cents	3,829	4,169
<b>Total State.....</b>	<b>.20 cents</b>	<b>.20 cents</b>	<b>\$ 7,658</b>	<b>\$ 8,338</b>
County, General.....	.15 cents	.24 cents	\$ 5,743	\$ 10,006
Main County Road.....	.25	.23	9,572	9,589
County Road and Bridge.....	.10	.....	3,829	.....
County Road Bonds.....	.25	.25	9,573	10,422
<b>Total County and District.....</b>	<b>.75 cents</b>	<b>.72 cents</b>	<b>\$ 28,717</b>	<b>\$ 30,017</b>
High School Teachers.....	.07 cents	.10 cents	\$ 2,680	\$ 4,169
High School Maint. Bldg.....	.02	.02	766	834
Elementary Teachers.....	.50	.50	19,144	20,845
Elementary Maint. Building.....	.12	.12	4,595	5,003
New Building.....	.04	.20	1,532	8,338
School Bonds.....	.23	.12	8,806	5,002
<b>Total Schools.....</b>	<b>.98 cents</b>	<b>\$1.06 cents</b>	<b>\$ 37,523</b>	<b>\$ 44,191</b>
Municipal General.....	38½	.35	\$ 14,742	\$ 14,592
Municipal Bonds.....	11½	.15	4,403	6,253
<b>Total Municipal.....</b>	<b>50 cents</b>	<b>.50 cents</b>	<b>\$ 19,145</b>	<b>\$ 20,845</b>
<b>GRAND TOTAL.....</b>	<b>\$ 2.43</b>	<b>\$ 2.48</b>	<b>\$ 93,043</b>	<b>\$ 103,391</b>

BROOKE COUNTY—Table No. 7  
 HOLLIDAYS COVE MUNICIPALITY, CROSS CREEK DISTRICT—  
 (Exclusive of that part of municipality within Hancock County)

CLASS OF PROPERTY	1920		1921	
	Assessed Value	Assessed Value	Taxes Levied	Taxes Levied
Real Estate.....	\$ 83,450	\$ 130,200	\$ 1,986	\$ 3,164
Personal Property.....	5,125	8,300	122	201
Public Utility Property.....	26,299	25,724	626	625
<b>Total.....</b>	<b>\$ 114,874</b>	<b>\$ 164,224</b>	<b>\$ 2,734</b>	<b>\$ 3,990</b>
PURPOSES	1920		1921	
	Levy on each \$100	Levy on each \$100	Taxes Levied	Taxes Levied
State.....	10 cents	10 cents	\$ 115	\$ 164
State Virginia Debt.....	10	10	115	164
<b>Total State.....</b>	<b>20 cents</b>	<b>20 cents</b>	<b>\$ 230</b>	<b>\$ 328</b>
County, General.....	15 cents	24 cents	\$ 172	\$ 394
Main County Road.....	25	23	287	378
County Road and Bridge.....	10	115	115	115
County Road Bonds.....	25	25	287	410
<b>Total County and District.....</b>	<b>75 cents</b>	<b>72 cents</b>	<b>\$ 861</b>	<b>\$ 1,182</b>
High School Teachers.....	7 cents	10 cents	\$ 81	\$ 164
High School Maintenance Building.....	2	2	23	33
Elementary Teachers.....	50	50	574	821
Elementary Maintenance Building.....	12	12	138	197
New Building.....	4	20	46	329
School Bonds.....	23	12	264	197
<b>Total Schools.....</b>	<b>98 cents</b>	<b>\$ 1.06</b>	<b>\$ 1,126</b>	<b>\$ 1,741</b>
Municipal General.....	45 cents	45 cents	\$ 517	\$ 739
<b>Total Municipal.....</b>	<b>45 cents</b>	<b>45 cents</b>	<b>\$ 517</b>	<b>\$ 739</b>
<b>GRAND TOTAL.....</b>	<b>\$ 2.38</b>	<b>\$ 2.43</b>	<b>\$ 2,734</b>	<b>\$ 3,990</b>

Holidays Cove Municipality complete includes above Table 7 and Table 7 of Hancock County.

BROOKE COUNTY—Table No. 8  
 WELLSBURG MUNICIPALITY—WELLSBURG IND. DISTRICT

CLASS OF PROPERTY	1920		1921	
	Assessed Value	Assessed Value	Taxes Levied	Taxes Levied
Real Estate.....	\$ 2,906,100	\$ 3,102,900	\$ 90,380	\$ 95,569
Personal Property.....	1,432,171	1,585,500	44,541	48,834
Public Utility Property.....	875,665	711,669	27,233	21,919
<b>Total.....</b>	<b>\$ 5,213,936</b>	<b>\$ 5,400,069</b>	<b>\$ 162,154</b>	<b>\$ 166,322</b>
PURPOSES	1920		1921	
	Levy on each \$100	Levy on each \$100	Taxes Levied	Taxes Levied
State.....	10 cents	10 cents	\$ 5,214	\$ 5,400
State Virginia Debt.....	10	10	5,214	5,400
<b>Total State.....</b>	<b>20 cents</b>	<b>20 cents</b>	<b>\$ 10,428</b>	<b>\$ 10,800</b>
County, General.....	15 cents	24 cents	\$ 7,821	\$ 12,960
Main County Road.....	5	23	13,035	12,420
County Road and Bridge.....	10	5,214	5,214	5,214
County Road Bonds.....	5	25	13,035	13,501
<b>Total County and District.....</b>	<b>75 cents</b>	<b>72 cents</b>	<b>\$ 39,105</b>	<b>\$ 38,88 1</b>
High School Teachers.....	25 cents	25 cents	\$ 13,035	\$ 13,500
High School Maintenance Building.....	9	11	4,693	5,940
Elementary Teachers.....	55	55	28,677	29,701
Elementary Maintenance Building.....	25	27	13,034	14,580
School Bonds.....	16	12	8,342	6,480
<b>Total Schools.....</b>	<b>\$ 1.30</b>	<b>\$ 1.30</b>	<b>\$ 67,781</b>	<b>\$ 70,201</b>
Municipal General.....	50 cents	50 cents	\$ 26,070	\$ 27,000
Municipal Bonds.....	36	36	18,770	19,440
<b>Total Municipal.....</b>	<b>86 cents</b>	<b>86 cents</b>	<b>\$ 44,840</b>	<b>\$ 46,440</b>
<b>GRAND TOTAL.....</b>	<b>\$ 3.11</b>	<b>\$ 3.08</b>	<b>\$ 162,154</b>	<b>\$ 166,322</b>

Wellsburg Independent District complete includes Tables 8 4 and 3.

**RECAPITULATION OF BROOKE COUNTY  
ASSESSED VALUE**

Class of Property	1920			1921		
	Districts	Municipalities	Total	Districts	Municipalities	Total
Real Estate.....	\$ 9,340,950	\$ 5,424,050	\$ 14,765,000	\$ 9,820,700	\$ 5,920,300	\$ 15,741,000
Personal Property.....	1,929,775	2,750,182	4,679,957	2,456,500	2,977,850	5,434,350
Public Utility Property....	3,967,627	1,182,592	5,150,219	4,032,795	1,072,358	5,105,153
<b>Total.....</b>	<b>\$ 15,238,352</b>	<b>\$ 9,356,824</b>	<b>\$ 24,595,176</b>	<b>\$ 16,309,995</b>	<b>\$ 9,970,508</b>	<b>\$ 26,280,503</b>

**TAXES LEVIED**

Purposes	1920			1921		
	Districts	Municipalities	Total	Districts	Municipalities	Total
State.....	\$ 15,238	\$ 9,357	\$ 24,595	\$ 16,309	\$ 9,970	\$ 26,279
State Virginia Debt.....	15,239	9,357	24,596	16,309	9,970	26,279
<b>Total State.....</b>	<b>\$ 30,477</b>	<b>\$ 18,714</b>	<b>\$ 49,191</b>	<b>\$ 32,618</b>	<b>\$ 19,940</b>	<b>\$ 52,558</b>
County, General.....	\$ 22,857	\$ 14,035	\$ 36,892	\$ 39,144	\$ 23,929	\$ 63,073
Main County Road.....	38,096	23,392	61,488	37,514	22,933	60,447
County Road and Bridge..	15,239	9,357	24,596			
District Road.....	22,857		22,857	24,465		24,465
County Road Bonds.....	38,096	23,392	61,488	40,775	24,926	65,701
<b>Total County and District.....</b>	<b>\$ 137,145</b>	<b>\$ 70,176</b>	<b>\$ 207,321</b>	<b>\$ 141,898</b>	<b>\$ 71,788</b>	<b>\$ 213,686</b>
High School Teachers.....	\$ 14,564	\$ 16,015	\$ 30,579	\$ 15,494	\$ 18,023	\$ 33,517
High School Maint. Bldg..	5,673	5,582	11,255	2,930	6,831	9,761
Elementary Teachers.....	67,204	49,152	116,356	73,112	52,292	125,404
Elementary Maint. Bldg...	17,345	17,966	35,311	17,965	19,994	37,959
New Building.....	33,561	2,374	35,935	31,601	9,141	40,742
School Bonds.....	17,061	17,412	34,473	10,089	11,679	21,768
<b>Total Schools.....</b>	<b>\$ 155,408</b>	<b>\$ 108,501</b>	<b>\$ 263,909</b>	<b>\$ 151,191</b>	<b>\$ 117,960</b>	<b>\$ 269,151</b>
Municipal General.....	\$	\$ 42,026	\$ 42,026	\$	\$ 43,161	\$ 43,161
Municipal Bonds.....		23,471	23,471		26,049	26,049
<b>Total Municipal.....</b>	<b>\$</b>	<b>\$ 65,497</b>	<b>\$ 65,497</b>	<b>\$</b>	<b>\$ 69,210</b>	<b>\$ 69,210</b>
<b>GRAND TOTAL.....</b>	<b>\$ 323,030</b>	<b>\$ 262,888</b>	<b>\$ 585,918</b>	<b>\$ 325,707</b>	<b>\$ 278,898</b>	<b>\$ 604,605</b>
Total Average Rate of Levy on Each \$100.....	\$ 2.12	\$ 2.81	\$ 2.382	\$ 1.997	\$ 2.797	\$ 2.301
For All Purposes						
On Real Estate.....	\$ 198,518	\$ 151,622	\$ 350,140	\$ 192,394	\$ 164,849	\$ 357,243
On Personal Property.....	40,924	76,583	117,507	49,259	83,221	132,480
On Public Utility Property	83,588	34,683	118,271	84,054	30,828	114,882
<b>Total.....</b>	<b>\$ 323,030</b>	<b>\$ 262,888</b>	<b>\$ 585,918</b>	<b>\$ 325,707</b>	<b>\$ 278,898</b>	<b>\$ 604,605</b>



**CABELL COUNTY—Table No. 1**  
**BARBOURSVILLE DISTRICT—(Outside of Municipality of Barboursville)**

CLASS OF PROPERTY	1920	1921	1920	1921
	Assessed Value	Assessed Value	Taxes Levied	Taxes Levied
Real Estate.....	915,810	\$ 989,350	\$ 13,737	\$ 16,423
Personal Property.....	383,330	436,370	5,750	7,244
Public Utility Property.....	722,344	797,770	10,835	13,243
<b>Total.....</b>	<b>\$ 2,021,484</b>	<b>\$ 2,223,490</b>	<b>\$ 30,322</b>	<b>\$ 36,910</b>
PURPOSES	1920	1921	1920	1921
	Levy on each \$100	Levy on each \$100	Taxes Levied	Taxes Levied
State.....	10 cents	10 cents	\$ 2,021	\$ 2,223
State Virginia Debt.....	10	10	2,022	2,223
<b>Total State.....</b>	<b>20 cents</b>	<b>20 cents</b>	<b>\$ 4,043</b>	<b>\$ 4,446</b>
County, General.....	14 cents	24 cents	\$ 2,830	\$ 5,336
Main County Road.....	4	11	809	2,446
County Road and Bridge.....	3		606	
District Road.....	15	15	3,032	3,335
County Road Bonds.....	19	15	3,841	3,336
Other County Bonds.....	4		809	
Detention Home.....	1		202	
<b>Total County and District.....</b>	<b>60 cents</b>	<b>65 cents</b>	<b>\$ 12,129</b>	<b>\$ 14,453</b>
High School Teachers.....	0 cents	3 cents		\$ 667
Elementary Teachers.....	40	40	8,086	8,894
Elementary Maintenance Building.....	10	8	2,021	1,779
New Building.....	20	30	4,043	6,671
<b>Total Schools.....</b>	<b>70 cents</b>	<b>81 cents</b>	<b>\$ 14,150</b>	<b>\$ 18,011</b>
<b>GRAND TOTAL.....</b>	<b>\$ 1.50</b>	<b>\$ 1.66</b>	<b>\$ 30,322</b>	<b>\$ 36,910</b>

Barboursville District complete includes Tables 1 and 6.

**CABELL COUNTY—Table No. 2**  
**GRANT DISTRICT—(Outside of Municipality of Milton)**

CLASS OF PROPERTY	1920	1921	1920	1921
	Assessed Value	Assessed Value	Taxes Levied	Taxes Levied
Real Estate.....	\$ 952,200	\$ 1,028,930	\$ 14,092	\$ 20,064
Personal Property.....	376,460	315,800	5,572	6,158
Public Utility Property.....	1,550,080	1,664,283	22,941	32,454
<b>Total.....</b>	<b>\$ 2,878,740</b>	<b>\$ 3,009,013</b>	<b>\$ 42,605</b>	<b>\$ 58,676</b>
PURPOSES	1920	1921	1920	1921
	Levy on each \$100	Levy on each \$100	Taxes Levied	Taxes Levied
State.....	10 cents	10 cents	\$ 2,879	\$ 3,009
State Virginia Debt.....	10	10	2,878	3,009
<b>Total State.....</b>	<b>20 cents</b>	<b>20 cents</b>	<b>\$ 5,757</b>	<b>\$ 6,018</b>
County, General.....	14 cents	24 cents	\$ 4,030	\$ 7,222
Main County Road.....	4	11	1,152	3,310
County Road and Bridge.....	3		864	
District Road.....	15	15	4,318	4,514
County Road Bonds.....	19	15	5,470	4,513
Other County Bonds.....	4		1,151	
Detention Home.....	1		288	
<b>Total County and District.....</b>	<b>60 cents</b>	<b>65 cents</b>	<b>\$ 17,273</b>	<b>\$ 19,559</b>
High School Teachers.....	16 cents	20 cents	\$ 4,606	\$ 6,018
High School Maintenance Building.....	2		575	
Elementary Teachers.....	40	40	11,515	12,036
Elementary Maintenance Building.....	10	10	2,879	3,009
New Building.....		40		12,036
<b>Total Schools.....</b>	<b>68 cents</b>	<b>\$ 1.10</b>	<b>\$ 19,575</b>	<b>\$ 33,099</b>
<b>GRAND TOTAL.....</b>	<b>\$ 1.48</b>	<b>\$ 1.95</b>	<b>\$ 42,605</b>	<b>\$ 58,676</b>

Grant District complete includes Tables 2 and 7.

**CABELL COUNTY—Table No. 3  
GUYANDOTTE DISTRICT**

CLASS OF PROPERTY	1920	1921	1920	1921
	Assessed Value	Assessed Value	Taxes Levied	Taxes Levied
Real Estate.....	\$ 1,162,040	\$ 1,104,520	\$ 18,593	\$ 19,108
Personal Property.....	341,480	284,310	5,463	4,918
Public Utility Property.....	644,443	758,480	10,311	13,122
<b>Total.....</b>	<b>\$ 2,147,963</b>	<b>\$ 2,147,310</b>	<b>\$ 34,367</b>	<b>\$ 37,148</b>
PURPOSES	1920	1921	1920	1921
	Levy on each \$100	Levy on each \$100	Taxes Levied	Taxes Levied
State.....	10 cents	10 cents	\$ 2,148	\$ 2,147
State Virginia Debt.....	10	10	2,148	2,147
<b>Total State.....</b>	<b>20 cents</b>	<b>20 cents</b>	<b>\$ 4,296</b>	<b>\$ 4,294</b>
County, General.....	14 cents	24 cents	\$ 3,007	\$ 5,154
Main County Road.....	4	11	859	2,362
County Road and Bridge.....	3		644	
District Road.....	15	15	3,222	3,221
County Road Bonds.....	19	15	4,081	3,221
Other County Bonds.....	4		859	
Detention Home.....	1		215	
<b>Total County and District.....</b>	<b>60 cents</b>	<b>65 cents</b>	<b>\$ 12,887</b>	<b>\$ 13,958</b>
High School Teachers.....	.....cents	3 cents	.....	\$ 644
Elementary Teachers.....	40	40	8,592	8,589
Elementary Maintenance Building.....	10	15	2,148	3,221
New Building.....	30	30	6,444	6,442
<b>Total Schools.....</b>	<b>80 cents</b>	<b>88 cents</b>	<b>\$ 17,184</b>	<b>\$ 18,896</b>
<b>GRAND TOTAL.....</b>	<b>\$ 1.60</b>	<b>\$ 1.73</b>	<b>\$ 34,367</b>	<b>\$ 37,148</b>

**CABELL COUNTY—Table No. 4  
McCOMAS DISTRICT**

CLASS OF PROPERTY	1920	1921	1920	1921
	Assessed Value	Assessed Value	Taxes Levied	Taxes Levied
Real Estate.....	\$ 684,150	\$ 685,850	\$ 10,262	\$ 10,973
Personal Property.....	405,980	301,750	6,090	4,828
Public Utility Property.....	583,834	630,438	8,758	10,087
<b>Total.....</b>	<b>\$ 1,673,964</b>	<b>\$ 1,618,038</b>	<b>\$ 25,110</b>	<b>\$ 25,888</b>
PURPOSES	1920	1921	1920	1921
	Levy on each \$100	Levy on each \$100	Taxes Levied	Taxes Levied
State.....	10 cents	10 cents	\$ 1,674	\$ 1,618
State Virginia Debt.....	10	10	1,674	1,618
<b>Total State.....</b>	<b>20 cents</b>	<b>20 cents</b>	<b>\$ 3,348</b>	<b>\$ 3,236</b>
County, General.....	14 cents	24 cents	\$ 2,344	\$ 3,883
Main County Road.....	4	11	670	1,780
County Road and Bridge.....	3		502	
District Road.....	15	15	2,511	2,427
County Road Bonds.....	19	15	3,181	2,427
Other County Bonds.....	4		669	
Detention Home.....	1		167	
<b>Total County and District.....</b>	<b>60 cents</b>	<b>65 cents</b>	<b>\$ 10,044</b>	<b>\$ 10,517</b>
High School Teachers.....	.....cents	2 cents	.....	\$ 324
Elementary Teachers.....	40	40	6,696	6,472
Elementary Maintenance Building.....	10	15	1,674	2,427
New Building.....	20	18	3,348	2,912
<b>Total Schools.....</b>	<b>70 cents</b>	<b>75 cents</b>	<b>\$ 11,718</b>	<b>\$ 12,135</b>
<b>GRAND TOTAL.....</b>	<b>\$ 1.50</b>	<b>\$ 1.60</b>	<b>\$ 25,110</b>	<b>\$ 25,888</b>

**CABELL COUNTY—Table No. 5  
UNION DISTRICT**

CLASS OF PROPERTY	1920 Assessed Value	1921 Assessed Value	1920 Taxes Levied	1921 Taxes Levied
Real Estate.....	\$ 863,840	\$ 870,820	\$ 12,094	\$ 12,801
Personal Property.....	325,810	339,840	4,561	4,995
Public Utility Property.....	475,339	475,654	6,655	6,992
<b>Total.....</b>	<b>\$ 1,664,989</b>	<b>\$ 1,686,314</b>	<b>\$ 23,310</b>	<b>\$ 24,788</b>
PURPOSES	1920 Levy on each \$100	1921 Levy on each \$100	1920 Taxes Levied	1921 Taxes Levied
State.....	10 cents	10 cents	\$ 1,665	\$ 1,686
State Virginia Debt.....	10	10	1,665	1,686
<b>Total State.....</b>	<b>20 cents</b>	<b>20 cents</b>	<b>\$ 3,330</b>	<b>\$ 3,372</b>
County, General.....	14 cents	24 cents	\$ 2,331	\$ 4,047
Main County Road.....	4	11	666	1,855
County Road and Bridge.....	3		500	
District Road.....	15	15	2,497	2,529
County Road Bonds.....	19	15	3,164	2,530
Other County Bonds.....	4		666	
Detention Home.....	1		166	
<b>Total County and District.....</b>	<b>60 cents</b>	<b>65 cents</b>	<b>\$ 9,990</b>	<b>\$ 10,961</b>
High School Teachers.....	cents	1 cent	\$	\$ 169
Elementary Teachers.....	40	40	6,660	6,745
Elementary Maintenance Building.....	10	14	1,665	2,361
New Building.....	10	7	1,665	1,180
<b>Total Schools.....</b>	<b>60 cents</b>	<b>62 cents</b>	<b>\$ 9,990</b>	<b>\$ 10,455</b>
<b>GRAND TOTAL.....</b>	<b>\$ 1.40</b>	<b>\$ 1.47</b>	<b>\$ 23,310</b>	<b>\$ 24,788</b>

**CABELL COUNTY—Table No. 6  
BARBOURSVILLE MUNICIPALITY  
BARBOURSVILLE IND. DISTRICT, BARBOURSVILLE DISTRICT**

CLASS OF PROPERTY	1920 Assessed Value	1921 Assessed Value	1920 Taxes Levied	1921 Taxes Levied
Real Estate.....	\$ 406,200	\$ 436,060	\$ 8,936	\$ 11,119
Personal Property.....	209,260	255,750	4,604	6,521
Public Utility Property.....	161,631	156,619	3,556	3,994
<b>Total.....</b>	<b>\$ 777,091</b>	<b>\$ 848,429</b>	<b>\$ 17,096</b>	<b>\$ 21,634</b>
PURPOSES	1920 Levy on each \$100	1921 Levy on each \$100	1920 Taxes Levied	1921 Taxes Levied
State.....	10 cents	10 cents	\$ 777	\$ 848
State Virginia Debt.....	10	10	777	848
<b>Total State.....</b>	<b>20 cents</b>	<b>20 cents</b>	<b>\$ 1,554</b>	<b>\$ 1,696</b>
County, General.....	14 cents	24 cents	\$ 1,088	\$ 2,036
Main County Road.....	4	11	311	933
County Road and Bridge.....	3		233	
County Road Bonds.....	19	15	1,476	1,273
Other County Bonds.....	4		311	
Detention Home.....	1		78	
<b>Total County and District.....</b>	<b>45 cents</b>	<b>50 cents</b>	<b>\$ 3,497</b>	<b>\$ 4,242</b>
High School Teachers.....	cents	5 cents	\$	\$ 424
Elementary Teachers.....	60	60	4,663	5,091
Elementary Maintenance Building.....	15	15	1,165	1,273
New Building.....		20		1,697
School Bonds.....	10	10	777	848
<b>Total Schools.....</b>	<b>85 cents</b>	<b>\$ 1.10</b>	<b>\$ 6,605</b>	<b>\$ 9,333</b>
Municipal General.....	35 cents	45 cents	\$ 2,720	\$ 3,818
Municipal Bonds.....	35	30	2,720	2,545
<b>Total Municipal.....</b>	<b>70 cents</b>	<b>75 cents</b>	<b>\$ 5,440</b>	<b>\$ 6,363</b>
<b>GRAND TOTAL.....</b>	<b>\$ 2.20</b>	<b>\$ 2.55</b>	<b>\$ 17,096</b>	<b>\$ 21,634</b>

CABELL COUNTY—Table No. 7  
HUNTINGTON MUNICIPALITY—HUNTINGTON IND. DISTRICT

CLASS OF PROPERTY	1920	1921	1920	1921
	Assessed Value	Assessed Value	Taxes Levied	Taxes Levied
Real Estate.....	\$ 34,220,840	\$ 37,746,550	\$ 978,716	\$ 1,147,495
Personal Property.....	21,306,910	22,225,030	609,378	675,641
Public Utility Property.....	5,956,729	6,533,915	170,362	198,631
<b>Total.....</b>	<b>\$ 61,484,479</b>	<b>\$ 66,505,495</b>	<b>\$ 1,758,456</b>	<b>\$ 2,021,767</b>
PURPOSES	1920	1921	1920	1921
	Levy on each \$100	Levy on each \$100	Taxes Levied	Taxes Levied
State.....	10 cents	10 cents	\$ 61,484	\$ 66,506
State Virginia Debt.....	10	10	61,485	66,506
<b>Total State.....</b>	<b>20 cents</b>	<b>20 cents</b>	<b>\$ 122,969</b>	<b>\$ 133,012</b>
County, General.....	14 cents	24 cents	\$ 86,078	\$ 159,613
Main County Road.....	4	11	24,594	73,156
County Road and Bridge.....	3		18,445	
County Road Bonds.....	19	15	116,821	99,758
Other County Bonds.....	4		24,594	
Detention Home.....	1		6,148	
<b>Total County and District.....</b>	<b>45 cents</b>	<b>50 cents</b>	<b>\$ 276,680</b>	<b>\$ 332,527</b>
High School Teachers.....	44 cents		\$ 270,532	\$
High School Maintenance Building.....	17		104,524	
Elementary Teachers.....	48	*1.07	295,125	711,609
Elementary Maintenance Building.....	14½	* 35	89,152	232,769
New Building.....	3		18,445	
School Bonds.....	18	* 17	110,672	113,059
Public Library.....	1½		9,223	
<b>Total Schools.....</b>	<b>\$ 1.40</b>	<b>\$ 1.59</b>	<b>\$ 897,673</b>	<b>\$ 1,057,437</b>
Municipal General.....	60 cents	.64½ cts.	\$ 368,907	\$ 428,960
Municipal Bonds.....	15	10½	92,227	69,831
<b>Total Municipal.....</b>	<b>75 cents</b>	<b>75 cents</b>	<b>\$ 461,134</b>	<b>\$ 498,791</b>
<b>GRAND TOTAL.....</b>	<b>\$ 2.86</b>	<b>\$ 3.04</b>	<b>\$ 1,758,456</b>	<b>\$ 2,021,767</b>

\* Includes High School.

CABELL COUNTY—Table No. 8  
MILTON MUNICIPALITY—GRANT DISTRICT

CLASS OF PROPERTY	1920	1921	1920	1921
	Assessed Value	Assessed Value	Taxes Levied	Taxes Levied
Real Estate.....	\$ 314,300	\$ 462,690	\$ 6,223	\$ 11,336
Personal Property.....	353,670	432,460	7,003	10,595
Public Utility Property.....	20,970	24,342	415	596
<b>Total.....</b>	<b>\$ 688,940</b>	<b>\$ 919,492</b>	<b>\$ 13,641</b>	<b>\$ 22,527</b>
PURPOSES	1920	1921	1920	1921
	Levy on each \$100	Levy on each \$100	Taxes Levied	Taxes Levied
State.....	10 cents	10 cents	\$ 689	\$ 919
State Virginia Debt.....	10	10	689	919
<b>Total State.....</b>	<b>20 cents</b>	<b>20 cents</b>	<b>\$ 1,378</b>	<b>\$ 1,838</b>
County, General.....	14 cents	24 cents	\$ 964	\$ 2,207
Main County Road.....	4	11	276	1,012
County Road and Bridge.....	3		207	
County Road Bonds.....	19	15	1,309	1,379
Other County Bonds.....	4		275	
Detention Home.....	1		69	
<b>Total County and District.....</b>	<b>45 cents</b>	<b>50 cents</b>	<b>\$ 3,100</b>	<b>\$ 4,598</b>
High School Teachers.....	16 cents	20 cents	\$ 1,102	\$ 1,839
High School Maintenance Building.....	2		138	
Elementary Teachers.....	40	40	2,756	3,678
Elementary Maintenance Building.....	10	10	689	919
New Building.....		40		3,678
<b>Total Schools.....</b>	<b>68 cents</b>	<b>\$ 1.10</b>	<b>\$ 4,685</b>	<b>\$ 10,114</b>
Municipal General.....	50 cents	50 cents	\$ 3,445	\$ 4,598
Municipal Bonds.....	15	15	1,033	1,379
<b>Total Municipal.....</b>	<b>65 cents</b>	<b>65 cents</b>	<b>\$ 4,478</b>	<b>\$ 5,977</b>
<b>GRAND TOTAL.....</b>	<b>\$ 1.98</b>	<b>\$ 2.45</b>	<b>\$ 13,641</b>	<b>\$ 22,527</b>

**RECAPITULATION OF CABELL COUNTY  
ASSESSED VALUE**

Class of Property	1920			1921		
	Districts	Municipalities	Total	Districts	Municipalities	Total
Real Estate .....	\$ 4,578,040	\$ 34,941,340	\$ 39,519,380	\$ 4,679,470	\$ 33,645,300	\$ 43,324,770
Personal Property .....	1,833,060	21,869,840	23,702,900	1,678,070	22,913,240	24,591,310
Public Utility Property .....	3,976,040	6,139,330	10,115,370	4,326,625	6,714,876	11,041,501
<b>Total .....</b>	<b>\$ 10,387,140</b>	<b>\$ 62,950,510</b>	<b>\$ 73,337,650</b>	<b>\$ 10,684,165</b>	<b>\$ 68,273,416</b>	<b>\$ 78,967,581</b>

**TAXES LEVIED**

Class of Property	1920			1921		
	Districts	Municipalities	Total	Districts	Municipalities	Total
State .....	\$ 10,387	\$ 62,950	\$ 73,337	\$ 10,683	\$ 68,273	\$ 78,956
State Virginia Debt .....	10,387	62,951	73,338	10,683	68,273	78,956
<b>Total State .....</b>	<b>\$ 20,774</b>	<b>\$ 125,901</b>	<b>\$ 146,675</b>	<b>\$ 21,366</b>	<b>\$ 136,546</b>	<b>\$ 157,912</b>
County, General .....	\$ 14,542	\$ 88,130	\$ 102,672	\$ 25,642	\$ 163,856	\$ 189,498
Main County Road .....	4,156	25,181	29,337	11,753	75,101	86,854
County Road and Bridge .....	3,116	18,885	22,001			
District Road .....	15,580		15,580	16,026		16,026
County Road Bonds .....	19,737	119,606	139,343	16,027	102,410	118,437
Other County Bonds .....	4,154	25,180	29,334			
Detention Home .....	1,038	6,295	7,333			
<b>Total County and District .....</b>	<b>\$ 62,323</b>	<b>\$ 283,277</b>	<b>\$ 345,600</b>	<b>\$ 69,448</b>	<b>\$ 341,367</b>	<b>\$ 410,815</b>
High School Teachers .....	\$ 4,606	\$ 271,634	\$ 276,240	\$ 7,822	\$ 2,263	\$ 10,085
High School Maint. Bldg. ....	575	104,662	105,237			
Elementary Teachers .....	41,549	302,544	344,093	42,736	720,378	763,114
Elementary Maint. Bldg. ....	10,387	91,006	101,393	12,797	234,961	247,758
New Building .....	15,500	18,445	33,945	29,241	5,375	34,616
School Bonds .....		111,449	111,449		113,907	113,907
Public Library .....		9,223	9,223			
<b>Total Schools .....</b>	<b>\$ 72,617</b>	<b>\$ 908,963</b>	<b>\$ 981,580</b>	<b>\$ 92,596</b>	<b>\$ 1,076,884</b>	<b>\$ 1,169,480</b>
Municipal General .....	\$	\$ 375,072	\$ 375,072	\$	\$ 437,376	\$ 437,376
Municipal Bonds .....		95,980	95,980		73,755	73,755
<b>Total Municipal .....</b>	<b>\$</b>	<b>\$ 471,052</b>	<b>\$ 471,052</b>	<b>\$</b>	<b>\$ 511,131</b>	<b>\$ 511,131</b>
<b>GRAND TOTAL .....</b>	<b>\$ 155,714</b>	<b>\$ 1,789,193</b>	<b>\$ 1,944,907</b>	<b>\$ 183,410</b>	<b>\$ 2,065,928</b>	<b>\$ 2,249,338</b>
<b>Total Average Rate of Levy on Each \$100 .....</b>	<b>\$ 1.499</b>	<b>\$ 2.842</b>	<b>\$ 2.652</b>	<b>\$ 1.717</b>	<b>\$ 3.026</b>	<b>\$ 2.849</b>
<b>For All Purposes</b>						
On Real Estate .....	\$ 68,778	\$ 993,875	\$ 1,062,653	\$ 79,369	\$ 1,169,950	\$ 1,249,319
On Personal Property .....	27,436	620,985	648,421	28,143	692,757	720,900
On Public Utility Property .....	59,500	174,333	233,833	75,898	203,221	279,119
<b>Total .....</b>	<b>\$ 155,714</b>	<b>\$ 1,789,193</b>	<b>\$ 1,944,907</b>	<b>\$ 183,410</b>	<b>\$ 2,065,928</b>	<b>\$ 2,249,338</b>

**CALHOUN COUNTY—Table No. 1**  
**CENTER DISTRICT—(Outside of Grantsville Independent District)**

CLASS OF PROPERTY	1920	1921	1920	1921
	Assessed Value	Assessed Value	Taxes Levied	Taxes Levied
Real Estate.....	\$ 380,550	\$ 421,930	\$ 6,660	\$ 8,649
Personal Property.....	391,870	388,715	6,858	7,969
Public Utility Property.....	716,955	700,289	12,546	14,356
<b>Total.....</b>	<b>\$ 1,489,375</b>	<b>\$ 1,510,934</b>	<b>\$ 26,064</b>	<b>\$ 30,974</b>
PURPOSES	1920	1921	1920	1921
	Levy on each \$100	Levy on each \$100	Taxes Levied	Taxes Levied
State.....	10 cents	10 cents	\$ 1,489	\$ 1,511
State Virginia Debt.....	10	10	1,490	1,511
<b>Total State.....</b>	<b>20 cents</b>	<b>20 cents</b>	<b>\$ 2,979</b>	<b>\$ 3,022</b>
County, General.....	30 cents	30 cents	\$ 4,468	\$ 4,533
Main County Road.....	25	25	3,723	3,777
County Road and Bridge.....	10	.....	1,489	.....
District Road.....	15	20	2,234	3,022
Court House and Jail.....	5	.....	745	.....
Additional Court House.....	.....	10	.....	1,511
<b>Total County and District.....</b>	<b>85 cents</b>	<b>85 cents</b>	<b>\$ 12,659</b>	<b>\$ 12,843</b>
Elementary Teachers.....	40 cents	40 cents	\$ 5,958	\$ 6,044
Elementary Maintenance Building.....	10	10	1,489	1,511
New Building.....	5	5	745	755
County High School.....	15	45	2,234	6,799
<b>Total Schools.....</b>	<b>70 cents</b>	<b>\$ 1.00</b>	<b>\$ 10,426</b>	<b>\$ 15,109</b>
<b>GRAND TOTAL.....</b>	<b>\$ 1.75</b>	<b>\$ 2.05</b>	<b>\$ 26,064</b>	<b>\$ 30,974</b>

Center District complete includes Tables 1, 6 and 7.

**CALHOUN COUNTY—Table No. 2**  
**LEE DISTRICT**

CLASS OF PROPERTY	1920	1921	1920	1921
	Assessed Value	Assessed Value	Taxes Levied	Taxes Levied
Real Estate.....	\$ 619,370	\$ 665,720	\$ 11,458	\$ 14,979
Personal Property.....	463,025	452,465	8,566	10,180
Public Utility Property.....	104,079	156,675	1,926	3,525
<b>Total.....</b>	<b>\$ 1,186,474</b>	<b>\$ 1,274,860</b>	<b>\$ 21,950</b>	<b>\$ 28,684</b>
PURPOSES	1920	1921	1920	1921
	Levy on each \$100	Levy on each \$100	Taxes Levied	Taxes Levied
State.....	10 cents	10 cents	\$ 1,186	\$ 1,275
State Virginia Debt.....	10	10	1,187	1,275
<b>Total State.....</b>	<b>20 cents</b>	<b>20 cents</b>	<b>\$ 2,373</b>	<b>\$ 2,550</b>
County, General.....	30 cents	30 cents	\$ 3,560	\$ 3,824
Main County Road.....	25	25	2,966	3,187
County Road and Bridge.....	10	.....	1,186	.....
District Road.....	15	20	1,780	2,550
Court House and Jail.....	5	.....	593	.....
Additional Court House.....	.....	10	.....	1,275
<b>Total County and District.....</b>	<b>85 cents</b>	<b>85 cents</b>	<b>\$ 10,085</b>	<b>\$ 10,836</b>
Elementary Teachers.....	40 cents	40 cents	\$ 4,746	\$ 5,099
Elementary Maintenance Building.....	10	15	1,187	1,912
New Building.....	15	20	1,780	2,550
County High School.....	15	45	1,779	5,737
<b>Total Schools.....</b>	<b>80 cents</b>	<b>\$ 1.20</b>	<b>\$ 9,492</b>	<b>\$ 15,298</b>
<b>GRAND TOTAL.....</b>	<b>\$ 1.85</b>	<b>\$ 2.25</b>	<b>\$ 21,950</b>	<b>\$ 28,684</b>

**CALHOUN COUNTY—Table No. 3**  
**SHERIDAN DISTRICT**

CLASS OF PROPERTY	1920 Assessed Value	1921 Assessed Value	1920 Taxes Levied	1921 Taxes Levied
Real Estate.....	\$ 380,440	\$ 450,815	\$ 6,848	\$ 9,918
Personal Property.....	337,340	449,740	6,072	9,894
Public Utility Property.....	156,144	181,967	2,811	4,003
<b>Total.....</b>	<b>\$ 873,924</b>	<b>\$ 1,082,522</b>	<b>\$ 15,731</b>	<b>\$ 23,815</b>
PURPOSES	1920 Levy on each \$100	1921 Levy on each \$100	1920 Taxes Levied	1921 Taxes Levied
State.....	10 cents	10 cents	\$ 874	\$ 1,082
State Virginia Debt.....	10	10	874	1,082
<b>Total State.....</b>	<b>20 cents</b>	<b>20 cents</b>	<b>\$ 1,748</b>	<b>\$ 2,164</b>
County, General.....	30 cents	30 cents	\$ 2,622	\$ 3,248
Main County Road.....	25	25	2,185	2,706
County Road and Bridge.....	10		874	
District Road.....	15	20	1,311	2,165
Court House and Jail.....	5		437	
Additional Court House.....		10		1,083
<b>Total County and District.....</b>	<b>85 cents</b>	<b>85 cents</b>	<b>\$ 7,429</b>	<b>\$ 9,202</b>
Elementary Teachers.....	40 cents	40 cents	\$ 3,496	\$ 4,330
Elementary Maintenance Building.....	10	15	874	1,624
New Building.....	10	15	874	1,624
County High School.....	15	45	1,310	4,871
<b>Total Schools.....</b>	<b>75 cents</b>	<b>\$ 1.15</b>	<b>\$ 6,554</b>	<b>\$ 12,449</b>
<b>GRAND TOTAL.....</b>	<b>\$ 1.80</b>	<b>\$ 2.20</b>	<b>\$ 15,731</b>	<b>\$ 23,815</b>

**CALHOUN COUNTY—Table No. 4**  
**SHERMAN DISTRICT**

CLASS OF PROPERTY	1920 Assessed Value	1921 Assessed Value	1920 Taxes Levied	1921 Taxes Levied
Real Estate.....	\$ 606,015	\$ 727,020	\$ 11,211	\$ 14,541
Personal Property.....	528,755	654,565	9,782	13,091
Public Utility Property.....	492,188	646,342	9,106	12,927
<b>Total.....</b>	<b>\$ 1,626,958</b>	<b>\$ 2,027,927</b>	<b>\$ 30,099</b>	<b>\$ 40,559</b>
PURPOSES	1920 Levy on each \$100	1921 Levy on each \$100	1920 Taxes Levied	1921 Taxes Levied
State.....	10 cents	10 cents	\$ 1,627	\$ 2,028
State Virginia Debt.....	10	10	1,627	2,028
<b>Total State.....</b>	<b>20 cents</b>	<b>20 cents</b>	<b>\$ 3,254</b>	<b>\$ 4,056</b>
County, General.....	30 cents	30 cents	\$ 4,881	\$ 6,084
Main County Road.....	25	25	4,067	5,070
County Road and Bridge.....	10		1,627	
District Road.....	15	20	2,440	4,056
Court House and Jail.....	5		814	
Additional Court House.....		10		2,028
<b>Total County and District.....</b>	<b>85 cents</b>	<b>85 cents</b>	<b>\$ 13,829</b>	<b>\$ 17,238</b>
Elementary Teachers.....	40 cents	40 cents	\$ 6,508	\$ 8,112
Elementary Maintenance Building.....	10	10	1,627	2,028
New Building.....	15		2,440	
County High School.....	15	45	2,441	9,125
<b>Total Schools.....</b>	<b>80 cents</b>	<b>95 cents</b>	<b>\$ 13,016</b>	<b>\$ 19,265</b>
<b>GRAND TOTAL.....</b>	<b>\$ 1.85</b>	<b>\$ 2.00</b>	<b>\$ 30,099</b>	<b>\$ 40,559</b>

**CALHOUN COUNTY—Table No. 5  
WASHINGTON DISTRICT**

CLASS OF PROPERTY	1920	1921	1920	1921
	Assessed Value	Assessed Value	Taxes Levied	Taxes Levied
Real Estate.....	\$ 596,155	\$ 599,160	\$ 11,327	\$ 12,582
Personal Property.....	419,115	364,375	7,963	7,652
Public Utility Property.....	381,044	384,565	7,240	8,076
Total.....	\$ 1,396,314	\$ 1,348,100	\$ 26,530	\$ 28,310
PURPOSES	1920	1921	1920	1921
	Levy on each \$100	Levy on each \$100	Taxes Levied	Taxes Levied
State.....	10 cents	10 cents	\$ 1,396	\$ 1,348
State Virginia Debt.....	10	10	1,397	1,348
Total State.....	20 cents	20 cents	\$ 2,793	\$ 2,696
County, General.....	30 cents	30 cents	\$ 4,189	\$ 4,045
Main County Road.....	25	25	3,491	3,370
County Road and Bridge.....	10	10	1,396	1,348
District Road.....	15	20	2,095	2,696
Court House and Jail.....	5	5	698	698
Additional Court House.....		10		1,348
Total County and District.....	85 cents	85 cents	\$ 11,869	\$ 11,459
Elementary Teachers.....	40 cents	40 cents	\$ 5,585	\$ 5,392
Elementary Maintenance Building.....	10	15	1,396	2,022
New Building.....	20	5	2,793	674
County High School.....	15	45	2,094	6,067
Total Schools.....	85 cents	\$ 1.05	\$ 11,868	\$ 14,155
GRAND TOTAL.....	\$ 1.90	\$ 2.10	\$ 26,530	\$ 28,310

**CALHOUN COUNTY—Table No. 6  
GRANTSVILLE INDEPENDENT DISTRICT, CENTER DISTRICT—  
(Outside Grantsville Municipality)**

CLASS OF PROPERTY	1920	1921	1920	1921
	Assessed Value	Assessed Value	Taxes Levied	Taxes Levied
Real Estate.....	\$ 31,975	\$ 51,185	\$ 672	\$ 1,172
Personal Property.....	7,860	15,285	165	350
Public Utility Property.....				
Total.....	\$ 39,835	\$ 66,470	\$ 837	\$ 1,522
PURPOSES	1920	1921	1920	1921
	Levy on each \$100	Levy on each \$100	Taxes Levied	Taxes Levied
State.....	10 cents	10 cents	\$ 40	\$ 66
State Virginia Debt.....	10	10	40	66
Total State.....	20 cents	20 cents	\$ 80	\$ 132
County, General.....	30 cents	30 cents	\$ 119	\$ 199
Main County Road.....	25	25	100	166
County Road and Bridge.....	10	10	40	66
District Road.....	15	20	60	133
Court House and Jail.....	5	5	20	33
Additional Court House.....		10		67
Total County and District.....	85 cents	85 cents	\$ 339	\$ 565
Elementary Teachers.....	70 cents	67 cents	\$ 279	\$ 446
Elementary Maintenance Building.....	20	5	79	33
New Building.....		7		47
County High School.....	15	45	60	299
Total Schools.....	\$ 1.05	\$ 1.24	\$ 418	\$ 825
GRAND TOTAL.....	\$ 2.10	\$ 2.29	\$ 837	\$ 1,522

Grantsville Independent District complete includes Tables 6 and 7.



CALHOUN COUNTY—Table No. 7  
GRANTSVILLE MUNICIPALITY  
GRANTSVILLE INDEPENDENT DISTRICT, CENTER DISTRICT

CLASS OF PROPERTY	1920 Assessed Value	1921 Assessed Value	1920 Taxes Levied	1921 Taxes Levied
Real Estate .....	\$ 146,960	\$ 213,930	\$ 3,454	\$ 5,327
Personal Property .....	451,530	457,670	10,611	11,396
Public Utility Property .....	113,453	187,933	2,666	4,679
<b>Total .....</b>	<b>\$ 711,943</b>	<b>\$ 859,533</b>	<b>\$ 16,731</b>	<b>\$ 21,402</b>
PURPOSES	1920 Levy on each \$100	1921 Levy on each \$100	1920 Taxes Levied	1921 Taxes Levied
State .....	10 cents	10 cents	\$ 712	\$ 859
State Virginia Debt .....	10	10	712	859
<b>Total State .....</b>	<b>20 cents</b>	<b>20 cents</b>	<b>\$ 1,424</b>	<b>\$ 1,718</b>
County, General .....	30 cents	30 cents	\$ 2,136	\$ 2,570
Main County Road .....	25	25	1,780	2,149
County Road and Bridge .....	10		712	
Court House and Jail .....	5		356	
Additional Court House .....		10		859
<b>Total County and District .....</b>	<b>70 cents</b>	<b>65 cents</b>	<b>\$ 4,984</b>	<b>\$ 5,587</b>
Elementary Teachers .....	70 cents	67 cents	\$ 4,983	\$ 5,759
Elementary Maintenance Building .....	20	5	1,424	430
New Building .....		7		602
County High School .....	15	45	1,068	3,868
<b>Total Schools .....</b>	<b>\$ 1.05</b>	<b>\$ 1.24</b>	<b>\$ 7,475</b>	<b>\$ 10,659</b>
Municipal General .....	20 cents	20 cents	\$ 1,424	\$ 1,719
Municipal Bonds .....	20	20	1,424	1,719
<b>Total Municipal .....</b>	<b>40 cents</b>	<b>40 cents</b>	<b>\$ 2,848</b>	<b>\$ 3,438</b>
<b>GRAND TOTAL .....</b>	<b>\$ 2.35</b>	<b>\$ 2.49</b>	<b>\$ 16,731</b>	<b>\$ 21,402</b>

Grantsville Independent District complete includes Tables 6 and 7.

**RECAPITULATION OF CALHOUN COUNTY  
ASSESSED VALUE**

Class of Property	1920			1921		
	Districts	Municipalities	Total	Districts	Municipalities	Total
Real Estate.....	\$ 2,614,505	\$ 146,960	\$ 2,761,465	\$ 2,915,820	\$ 213,930	\$ 3,129,760
Personal Property.....	2,147,965	461,530	2,599,495	2,325,145	457,670	2,782,815
Public Utility Property.....	1,850,410	113,463	1,963,863	2,069,828	187,933	2,257,771
<b>Total.....</b>	<b>\$ 6,612,880</b>	<b>\$ 711,943</b>	<b>\$ 7,324,823</b>	<b>\$ 7,310,813</b>	<b>\$ 859,533</b>	<b>\$ 8,170,346</b>

**TAXES LEVIED**

Class of Property	1920			1921		
	Districts	Municipalities	Total	Districts	Municipalities	Total
State.....	\$ 6,612	\$ 712	\$ 7,324	\$ 7,310	\$ 859	\$ 8,169
State Virginia Debt.....	6,615	712	7,327	7,310	859	8,169
<b>Total State.....</b>	<b>\$ 13,227</b>	<b>\$ 1,424</b>	<b>\$ 14,651</b>	<b>\$ 14,620</b>	<b>\$ 1,718</b>	<b>\$ 16,338</b>
County, Genera.....	\$ 19,839	\$ 2,136	\$ 21,975	\$ 21,933	\$ 2,579	\$ 24,512
Main County Road.....	16,532	1,780	18,312	18,276	2,149	20,425
County Road and Bridge..	6,612	712	7,324			
District Road.....	9,920		9,920	14,622		14,622
Court House and Jail.....	3,307	356	3,663			
Additional Court House.....				7,312	859	8,171
<b>Total County and District.....</b>	<b>\$ 56,210</b>	<b>\$ 4,984</b>	<b>\$ 61,194</b>	<b>\$ 62,143</b>	<b>\$ 5,587</b>	<b>\$ 67,730</b>
Elementary Teachers.....	\$ 26,572	\$ 4,983	\$ 31,555	\$ 29,423	\$ 5,759	\$ 35,182
Elementary Maint. Bldg....	6,652	1,424	8,076	9,130	430	9,560
New Building.....	8,632		8,632	5,650	602	6,252
County High School.....	9,918	1,068	10,986	32,898	3,868	36,766
<b>Total Schools.....</b>	<b>\$ 51,774</b>	<b>\$ 7,475</b>	<b>\$ 59,249</b>	<b>\$ 77,101</b>	<b>\$ 10,659</b>	<b>\$ 87,760</b>
Municipal General.....	\$	\$ 1,424	\$ 1,424	\$	\$ 1,719	\$ 1,719
Municipal Bonds.....		1,424	1,424		1,719	1,719
<b>Total Municipal.....</b>	<b>\$</b>	<b>\$ 2,848</b>	<b>\$ 2,848</b>	<b>\$</b>	<b>\$ 3,438</b>	<b>\$ 3,438</b>
<b>GRAND TOTAL.....</b>	<b>\$ 121,211</b>	<b>\$ 16,731</b>	<b>\$ 137,942</b>	<b>\$ 153,864</b>	<b>\$ 21,402</b>	<b>\$ 175,266</b>
<b>Total Average Rate of Levy on Each \$100.....</b>	<b>\$ 1.833</b>	<b>\$ 2.35</b>	<b>\$ 1.883</b>	<b>\$ 2.105</b>	<b>\$ 2.49</b>	<b>\$ 2.145</b>
<b>For All Purposes</b>						
On Real Estate.....	\$ 48,176	\$ 3,454	\$ 51,630	\$ 61,841	\$ 5,327	\$ 67,168
On Personal Property.....	39,406	10,611	50,017	49,136	11,396	60,532
On Public Utility Property	33,629	2,666	36,295	42,887	4,679	47,566
<b>Total.....</b>	<b>\$ 121,211</b>	<b>\$ 16,731</b>	<b>\$ 137,942</b>	<b>\$ 153,864</b>	<b>\$ 21,402</b>	<b>\$ 175,266</b>

**CLAY COUNTY—Table No. 1**  
**BUFFALO DISTRICT**

CLASS OF PROPERTY	1920	1921	1920	1921
	Assessed Value	Assessed Value	Taxes Levied	Taxes Levied
Real Estate.....	\$ 843,377	\$ 1,028,595	\$ 14,843	\$ 19,543
Personal Property.....	347,805	448,774	6,121	8,527
Public Utility Property.....	411,197	439,010	7,237	8,341
<b>Total.....</b>	<b>\$ 1,602,379</b>	<b>\$ 1,916,379</b>	<b>\$ 28,201</b>	<b>\$ 36,411</b>
PURPOSES	1920	1921	1920	1921
	Levy on each \$100	Levy on each \$100	Taxes Levied	Taxes Levied
State.....	10 cents	10 cents	\$ 1,602	\$ 1,916
State Virginia Debt.....	10	10	1,602	1,916
<b>Total State.....</b>	<b>20 cents</b>	<b>20 cents</b>	<b>\$ 3,204</b>	<b>\$ 3,832</b>
County, General.....	25 cents	30 cents	\$ 4,006	\$ 5,749
Main County Road.....	25	25	4,006	4,791
District Road.....	15	15	2,404	2,875
Other County Bonds.....	5	5	801	958
Railroad Bonds.....	1	1	160	192
<b>Total County and District.....</b>	<b>71 cents</b>	<b>76 cents</b>	<b>\$ 11,377</b>	<b>\$ 14,565</b>
Elementary Teachers.....	40 cents	40 cents	6,400	7,666
Elementary Maintenance Building.....	10	14	1,602	2,083
New Building.....	20	20	3,203	3,833
County High School.....	15	20	2,404	3,832
<b>Total Schools.....</b>	<b>85 cents</b>	<b>94 cents</b>	<b>\$ 13,620</b>	<b>\$ 18,014</b>
<b>GRAND TOTAL.....</b>	<b>\$ 1.76</b>	<b>\$ 1.90</b>	<b>\$ 28,201</b>	<b>\$ 36,411</b>

**CLAY COUNTY—Table No. 2**  
**HENRY DISTRICT—(Outside of Henry Independent District)**

CLASS OF PROPERTY	1920	1921	1920	1921
	Assessed Value	Assessed Value	Taxes Levied	Taxes Levied
Real Estate.....	\$ 1,078,635	\$ 1,148,681	\$ 18,984	\$ 21,365
Personal Property.....	359,190	455,070	6,322	8,464
Public Utility Property.....	332,747	356,155	5,856	6,625
<b>Total.....</b>	<b>\$ 1,770,572</b>	<b>\$ 1,959,906</b>	<b>\$ 31,162</b>	<b>\$ 36,454</b>
PURPOSES	1920	1921	1920	1921
	Levy on each \$100	Levy on each \$100	Taxes Levied	Taxes Levied
State.....	10 cents	10 cents	\$ 1,770	\$ 1,960
State Virginia Debt.....	10	10	1,771	1,960
<b>Total State.....</b>	<b>20 cents</b>	<b>20 cents</b>	<b>\$ 3,541</b>	<b>\$ 3,920</b>
County, General.....	25 cents	30 cents	\$ 4,426	\$ 5,879
Main County Road.....	25	25	4,427	4,900
District Road.....	15	15	2,656	2,940
Other County Bonds.....	5	5	885	980
Railroad Bonds.....	1	1	177	196
<b>Total County and District.....</b>	<b>71 cents</b>	<b>76 cents</b>	<b>\$ 12,571</b>	<b>\$ 14,895</b>
Elementary Teachers.....	40 cents	40 cents	\$ 7,082	\$ 7,839
Elementary Maintenance Building.....	10	15	1,771	2,940
New Building.....	20	15	3,541	2,940
County High School.....	15	20	2,656	3,920
<b>Total Schools.....</b>	<b>85 cents</b>	<b>90 cents</b>	<b>\$ 15,050</b>	<b>\$ 17,639</b>
<b>GRAND TOTAL.....</b>	<b>\$ 1.76</b>	<b>\$ 1.86</b>	<b>\$ 31,162</b>	<b>\$ 36,454</b>

Henry District complete includes Tables 2, 6 and 7.

## CLAY COUNTY—Table No. 3

## OTTER DISTRICT

CLASS OF PROPERTY	1920 Assessed Value	1921 Assessed Value	1920 Taxes Levied	1921 Taxes Levied
Real Estate.....	\$ 430,308	\$ 472,552	\$ 7,732	\$ 9,026
Personal Property.....	279,945	302,092	4,927	5,770
Public Utility Property.....	3,672	4,798	64	91
Total.....	\$ 722,925	\$ 779,442	\$ 12,723	\$ 14,887
PURPOSES	1920 Levy on each \$100	1921 Levy on each \$100	1920 Taxes Levied	1921 Taxes Levied
State.....	10 cents	10 cents	\$ 723	\$ 779
State Virginia Debt.....	10	10	723	779
Total State.....	20 cents	20 cents	\$ 1,446	\$ 1,558
County General.....	25 cents	30 cents	\$ 1,807	\$ 2,338
Main County Road.....	25	25	1,808	1,949
District Road.....	15	15	1,084	1,169
Other County Bonds.....	5	5	361	390
Railroad Bonds.....	1	1	72	78
Total County and District.....	71 cents	76 cents	\$ 5,132	\$ 5,924
Elementary Teachers.....	40 cents	40 cents	\$ 2,892	\$ 3,118
Elementary Maintenance Building...	10	15	723	1,169
New Building.....	20	20	1,446	1,559
County High School.....	15	20	1,084	1,559
Total Schools.....	85 cents	95 cents	\$ 6,145	\$ 7,405
GRAND TOTAL.....	\$ 1.76	\$ 1.91	\$ 12,723	\$ 14,887

## CLAY COUNTY—Table No. 4

## PLEASANT DISTRICT

CLASS OF PROPERTY	1920 Assessed Value	1921 Assessed Value	1920 Taxes Levied	1921 Taxes Levied
Real Estate.....	\$ 854,061	\$ 841,927	\$ 15,031	\$ 16,081
Personal Property.....	200,827	260,999	3,535	4,985
Public Utility Property.....	259,365	261,113	4,504	4,987
Total.....	\$ 1,314,253	\$ 1,364,039	\$ 23,130	\$ 26,053
PURPOSES	1920 Levy on each \$100	1921 Levy on each \$100	1920 Taxes Levied	1921 Taxes Levied
State.....	10 cents	10 cents	\$ 1,314	\$ 1,364
State Virginia Debt.....	10	10	1,314	1,364
Total State.....	20 cents	20 cents	\$ 2,628	\$ 2,728
County General.....	25 cents	30 cents	\$ 3,286	\$ 4,092
Main County Road.....	25	25	3,285	3,410
District Road.....	15	15	1,972	2,046
Other County Bonds.....	5	5	657	682
Railroad Bonds.....	1	1	131	137
Total County and District.....	71 cents	76 cents	\$ 9,331	\$ 10,367
Elementary Teachers.....	40 cents	40 cents	\$ 5,257	\$ 5,456
Elementary Maintenance Building...	10	15	1,314	2,046
New Building.....	20	20	2,628	2,728
County High School.....	15	20	1,972	2,728
Total Schools.....	85 cents	95 cents	\$ 11,171	\$ 12,958
GRAND TOTAL.....	\$ 1.76	\$ 1.91	\$ 23,130	\$ 26,053

**CLAY COUNTY—Table No. 5**  
**UNION DISTRICT**

CLASS OF PROPERTY	1920 Assessed Value	1921 Assessed Value	1920 Taxes Levied	1921 Taxes Levied
Real Estate .....	\$ 532,002	\$ 581,368	\$ 8,938	\$ 10,232
Personal Property .....	967,209	887,552	16,249	15,621
Public Utility Property .....	838,250	1,085,146	14,082	19,099
<b>Total .....</b>	<b>\$ 2,337,461</b>	<b>\$ 2,554,066</b>	<b>\$ 39,269</b>	<b>\$ 44,952</b>
PURPOSES	1920 Levy on each \$100	1921 Levy on each \$100	1920 Taxes Levied	1921 Taxes Levied
State .....	10 cents	10 cents	\$ 2,337	\$ 2,554
State Virginia Debt .....	10	10	2,338	2,554
<b>Total State .....</b>	<b>20 cents</b>	<b>20 cents</b>	<b>\$ 4,675</b>	<b>\$ 5,108</b>
County, General .....	25 cents	30 cents	\$ 5,844	\$ 7,662
Main County Road .....	25	25	5,843	6,385
District Road .....	15	15	3,506	3,831
Other County Bonds .....	5	5	1,169	1,277
Railroad Bonds .....	1	1	234	256
<b>Total County and District .....</b>	<b>71 cents</b>	<b>76 cents</b>	<b>\$ 16,596</b>	<b>\$ 19,411</b>
Elementary Teachers .....	40 cents	35 cents	\$ 9,350	\$ 8,940
Elementary Maintenance Building .....	10	10	2,337	2,554
New Building .....	12	15	2,805	3,831
County High School .....	15	20	3,506	5,108
<b>Total Schools .....</b>	<b>77 cents</b>	<b>80 cents</b>	<b>\$ 17,998</b>	<b>\$ 20,433</b>
<b>GRAND TOTAL .....</b>	<b>\$ 1.68</b>	<b>\$ 1.76</b>	<b>\$ 39,269</b>	<b>\$ 44,952</b>

**CLAY COUNTY—Table No. 6**  
**HENRY INDEPENDENT DISTRICT—HENRY DISTRICT OUTSIDE**  
**HENRY MUNICIPALITY**  
**(Municipality)**

CLASS OF PROPERTY	1920 Assessed Value	1921 Assessed Value	1920 Taxes Levied	1921 Taxes Levied
Real Estate .....	\$ 26,294	\$ 31,674	\$ 462	\$ 605
Personal Property .....	23,055	22,560	406	431
Public Utility Property .....	79,613	93,614	1,401	1,788
<b>Total .....</b>	<b>\$ 128,962</b>	<b>\$ 147,857</b>	<b>\$ 2,269</b>	<b>\$ 2,824</b>
PURPOSES	1920 Levy on each \$100	1921 Levy on each \$100	1920 Taxes Levied	1921 Taxes Levied
State .....	10 cents	10 cents	\$ 129	\$ 148
State Virginia Debt .....	10	10	129	148
<b>Total State .....</b>	<b>20 cents</b>	<b>20 cents</b>	<b>\$ 258</b>	<b>\$ 296</b>
County, General .....	25 cents	30 cents	\$ 322	\$ 443
Main County Road .....	25	25	322	370
District Road .....	15	15	193	222
Other County Bonds .....	5	5	65	74
Railroad Bonds .....	1	1	13	15
<b>Total County and District .....</b>	<b>71 cents</b>	<b>76 cents</b>	<b>\$ 915</b>	<b>\$ 1,124</b>
Elementary Teachers .....	40 cents	40 cents	\$ 516	\$ 591
Elementary Maintenance Building .....	10	15	129	222
New Building .....	20	20	258	296
County High School .....	15	20	193	295
<b>Total Schools .....</b>	<b>85 cents</b>	<b>95 cents</b>	<b>\$ 1,096</b>	<b>\$ 1,404</b>
<b>GRAND TOTAL .....</b>	<b>\$ 1.76</b>	<b>\$ 1.91</b>	<b>\$ 2,269</b>	<b>\$ 2,824</b>

Henry Independent District complete includes Tables 6 and 7.

## CLAY COUNTY—Table No. 7

## HENRY MUNICIPALITY

## HENRY INDEPENDENT DISTRICT, HENRY DISTRICT

CLASS OF PROPERTY	1920 Assessed Value	1921 Assessed Value	1920 Taxes Levied	1921 Taxes Levied
Real Estate.....	\$ 124,080	\$ 169,105	\$ 2,432	\$ 3,653
Personal Property.....	219,712	215,072	4,306	4,645
Public Utility Property.....	48,943	48,430	959	1,046
<b>Total.....</b>	<b>\$ 392,735</b>	<b>\$ 432,607</b>	<b>\$ 7,697</b>	<b>\$ 9,344</b>
PURPOSES	1920 Levy on each \$100	1921 Levy on each \$100	1920 Taxes Levied	1921 Taxes Levied
State.....	10 cents	10 cents	\$ 393	\$ 433
State Virginia Debt.....	10	10	392	433
<b>Total State.....</b>	<b>20 cents</b>	<b>20 cents</b>	<b>\$ 785</b>	<b>\$ 866</b>
County, General.....	25 cents	30 cents	\$ 982	\$ 1,298
Main County Road.....	25	25	982	1,082
Other County Bonds.....	5	5	196	216
Railroad Bonds.....	1	1	39	43
<b>Total County and District.....</b>	<b>56 cents</b>	<b>61 cents</b>	<b>\$ 2,199</b>	<b>\$ 2,639</b>
Elementary Teachers.....	40 cents	40 cents	* 1,571	1,730
Elementary Maintenance Building.....	10	15	393	649
New Building.....	20	20	785	865
County High School.....	15	20	589	865
<b>Total Schools.....</b>	<b>85 cents</b>	<b>95 cents</b>	<b>\$ 3,338</b>	<b>\$ 4,109</b>
Municipal General.....	35 cents	40 cents	\$ 1,375	\$ 1,730
Municipal Bonds.....				
<b>Total Municipal.....</b>	<b>35 cents</b>	<b>40 cents</b>	<b>\$ 1,375</b>	<b>\$ 1,730</b>
<b>GRAND TOTAL.....</b>	<b>\$ 1.96</b>	<b>\$ 2.16</b>	<b>\$ 7,697</b>	<b>\$ 9,344</b>

Henry Independent District complete includes Tables 6 and 7.

**RECAPITULATION OF CLAY COUNTY  
ASSESSED VALUE**

Class of Property	1920			1921		
	Districts	Municipalities	Total	Districts	Municipalities	Total
Real Estate .....	\$ 3,778,677	\$ 124,080	\$ 3,902,757	\$ 4,104,797	\$ 169,106	\$ 4,273,902
Personal Property .....	2,178,031	219,712	2,397,743	2,377,056	215,072	2,592,128
Public Utility Property .....	1,924,844	48,943	1,973,787	2,239,836	48,430	2,288,266
<b>Total .....</b>	<b>\$ 7,876,552</b>	<b>\$ 392,735</b>	<b>\$ 8,269,287</b>	<b>\$ 8,721,690</b>	<b>\$ 432,607</b>	<b>\$ 9,154,296</b>

**TAXES LEVIED**

Purposes	1920			1921		
	Districts	Municipalities	Total	Districts	Municipalities	Total
State .....	\$ 7,875	\$ 393	\$ 8,268	\$ 8,721	\$ 433	\$ 9,154
State Virginia Debt .....	7,877	392	8,269	8,721	433	9,154
<b>Total State .....</b>	<b>\$ 15,752</b>	<b>\$ 785</b>	<b>\$ 16,537</b>	<b>\$ 17,442</b>	<b>\$ 866</b>	<b>\$ 18,308</b>
County, General .....	\$ 19,691	\$ 982	\$ 20,673	\$ 26,163	\$ 1,298	\$ 27,461
Main County Road .....	19,691	982	20,673	21,805	1,082	22,887
District Road .....	11,815		11,815	13,083		13,083
Other County Bonds .....	3,938	196	4,134	4,361	216	4,577
Railroad Bonds .....	787	39	826	874	43	917
<b>Total County and District .....</b>	<b>\$ 55,922</b>	<b>\$ 2,199</b>	<b>\$ 58,121</b>	<b>\$ 66,286</b>	<b>\$ 2,639</b>	<b>\$ 68,925</b>
Elementary Teachers .....	\$ 31,506	\$ 1,571	\$ 33,077	\$ 33,610	\$ 1,730	\$ 35,340
Elementary Maint. Bldg. ....	7,876	393	8,269	11,614	649	12,263
New Building .....	13,883	785	14,668	15,187	865	16,052
County High School .....	11,815	589	12,404	17,442	865	18,307
<b>Total Schools .....</b>	<b>\$ 65,080</b>	<b>\$ 3,338</b>	<b>\$ 68,418</b>	<b>\$ 77,853</b>	<b>\$ 4,109</b>	<b>\$ 81,962</b>
Municipal General .....	\$ .....	\$ 1,375	\$ 1,375	\$ .....	\$ 1,730	\$ 1,730
<b>Total Municipal .....</b>	<b>\$ .....</b>	<b>\$ 1,375</b>	<b>\$ 1,375</b>	<b>\$ .....</b>	<b>\$ 1,730</b>	<b>\$ 1,730</b>
<b>GRAND TOTAL .....</b>	<b>\$ 136,754</b>	<b>\$ 7,697</b>	<b>\$ 144,451</b>	<b>\$ 161,581</b>	<b>\$ 9,344</b>	<b>\$ 170,925</b>
<b>Total Average Rate of Levy on Each \$100 .....</b>	<b>\$ 1.736</b>	<b>\$ 1.96</b>	<b>\$ 1.747</b>	<b>\$ 1.853</b>	<b>\$ 2.16</b>	<b>\$ 1.867</b>
<b>For All Purposes</b>						
On Real Estate .....	\$ 65,990	\$ 2,432	\$ 68,422	\$ 76,852	\$ 3,653	\$ 80,505
On Personal Property .....	37,560	4,306	41,866	43,798	4,645	48,443
On Public Utility Property .....	33,204	959	34,163	40,931	1,046	41,977
<b>Total .....</b>	<b>\$ 136,754</b>	<b>\$ 7,697</b>	<b>\$ 144,451</b>	<b>\$ 161,581</b>	<b>\$ 9,344</b>	<b>\$ 170,925</b>

**DODDRIDGE COUNTY—Table No. 1**  
**CENTRAL DISTRICT**

CLASS OF PROPERTY	1920		1921	
	Assessed Value	Assessed Value	Taxes Levied	Taxes Levied
Real Estate.....	\$ 558,885	\$ 555,485	\$ 7,098	\$ 5,888
Personal Property.....	401,650	657,280	5,101	6,968
Public Utility Property.....	1,836,027	1,821,986	23,318	19,313
<b>Total.....</b>	<b>\$ 2,796,562</b>	<b>\$ 3,034,751</b>	<b>\$ 35,517</b>	<b>\$ 32,169</b>
PURPOSES	1920		1921	
	Levy on each \$100	Levy on each \$100	Taxes Levied	Taxes Levied
State.....	10 cents	10 cents	\$ 2,797	\$ 3,035
State Virginia Debt.....	10	10	2,796	3,035
<b>Total State.....</b>	<b>20 cents</b>	<b>20 cents</b>	<b>\$ 5,593</b>	<b>\$ 6,070</b>
County, General.....	12 cents	12 cents	\$ 3,356	\$ 3,642
Main County Road.....	25	25	6,991	7,587
County Road and Bridge.....	10		2,797	
District Road.....	15	15	4,195	4,552
District Road Bonds.....	6		1,678	
<b>Total County and District.....</b>	<b>68 cents</b>	<b>52 cents</b>	<b>\$ 19,017</b>	<b>\$ 15,781</b>
Elementary Teachers.....	20 cents	25 cents	5,593	7,587
Elementary Maintenance Building.....	4	9	1,119	2,731
New Building.....	15		4,195	
<b>Total Schools.....</b>	<b>39 cents</b>	<b>34 cents</b>	<b>\$ 10,907</b>	<b>\$ 10,318</b>
<b>GRAND TOTAL.....</b>	<b>\$ 1.27</b>	<b>\$ 1.06</b>	<b>\$ 35,517</b>	<b>\$ 32,169</b>

**DODDRIDGE COUNTY—Table No. 2**  
**COVE DISTRICT**

CLASS OF PROPERTY	1920		1921	
	Assessed Value	Assessed Value	Taxes Levied	Taxes Levied
Real Estate.....	\$ 620,425	\$ 517,515	\$ 7,662	\$ 6,598
Personal Property.....	277,840	304,480	3,432	3,882
Public Utility Property.....	434,593	429,406	5,367	5,475
<b>Total.....</b>	<b>\$ 1,332,858</b>	<b>\$ 1,251,401</b>	<b>\$ 16,461</b>	<b>\$ 15,955</b>
PURPOSES	1920		1921	
	Levy on each \$100	Levy on each \$100	Taxes Levied	Taxes Levied
State.....	10 cents	10 cents	\$ 1,333	\$ 1,251
State Virginia Debt.....	10	10	1,333	1,251
<b>Total State.....</b>	<b>20 cents</b>	<b>20 cents</b>	<b>\$ 2,666</b>	<b>\$ 2,502</b>
County, General.....	12 cents	12 cents	\$ 1,600	\$ 1,502
Main County Road.....	25	25	3,332	3,129
County Road and Bridge.....	10		1,333	
District Road.....	15	15	1,999	1,877
<b>Total County and District.....</b>	<b>62 cents</b>	<b>52 cents</b>	<b>\$ 8,264</b>	<b>\$ 6,508</b>
Elementary Teachers.....	32 cents	40 cents	4,265	5,006
Elementary Maintenance Building.....	6	10	800	1,251
New Building.....	3½	5½	466	688
<b>Total Schools.....</b>	<b>41½</b>	<b>55½</b>	<b>\$ 5,531</b>	<b>\$ 6,945</b>
<b>GRAND TOTAL.....</b>	<b>\$ 1.23½</b>	<b>\$ 1.27½</b>	<b>\$ 16,461</b>	<b>\$ 15,955</b>



**DODDRIDGE COUNTY—Table No. 3**  
**GRANT DISTRICT—(Outside Salem Independent District)**

CLASS OF PROPERTY	1920	1921	1920	1921
	Assessed Value	Assessed Value	Taxes Levied	Taxes Levied
Real Estate .....	\$ 1,403,820	\$ 1,315,685	\$ 22,601	\$ 20,722
Personal Property .....	501,110	438,235	8,068	6,902
Public Utility Property .....	1,629,705	1,659,537	26,238	26,137
<b>Total</b> .....	<b>\$ 3,534,635</b>	<b>\$ 3,413,457</b>	<b>\$ 56,907</b>	<b>\$ 53,761</b>
PURPOSES	1920	1921	1920	1921
	Levy on each \$100	Levy on each \$100	Taxes Levied	Taxes Levied
State .....	10 cents	10 cents	\$ 3,535	\$ 3,413
State Virginia Debt .....	10	10	3,534	3,413
<b>Total State</b> .....	<b>20 cents</b>	<b>20 cents</b>	<b>\$ 7,069</b>	<b>\$ 6,826</b>
County, General .....	12 cents	12 cents	\$ 4,241	\$ 4,096
Main County Road .....	25	25	8,837	8,534
County Road and Bridge .....	10		3,534	
District Road .....	15	15	5,302	5,120
District Road Bonds .....	40	40	14,139	13,654
<b>Total County and District</b> .....	<b>\$ 1.02</b>	<b>92 cents</b>	<b>\$ 36,053</b>	<b>\$ 31,404</b>
Elementary Teachers .....	30 cents	40 cents	\$ 10,604	\$ 13,654
Elementary Maintenance Building .....	9	3	3,181	1,024
New Building .....		2½		853
<b>Total Schools</b> .....	<b>39 cents</b>	<b>45½</b>	<b>\$ 13,785</b>	<b>\$ 15,531</b>
<b>GRAND TOTAL</b> .....	<b>\$ 1.61</b>	<b>\$ 1.57½</b>	<b>\$ 56,907</b>	<b>\$ 53,761</b>

Grant District complete includes Tables 3 and 9.

**DODDRIDGE COUNTY—Table No. 4**  
**GREENBRIER DISTRICT**

CLASS OF PROPERTY	1920	1921	1920	1921
	Assessed Value	Assessed Value	Taxes Levied	Taxes Levied
Real Estate .....	\$ 1,212,950	\$ 1,040,570	\$ 13,585	\$ 13,631
Personal Property .....	712,690	711,590	7,982	9,322
Public Utility Property .....	1,238,685	862,346	13,873	11,297
<b>Total</b> .....	<b>\$ 3,164,325</b>	<b>\$ 2,614,506</b>	<b>\$ 35,440</b>	<b>\$ 34,250</b>
PURPOSES	1920	1921	1920	1921
	Levy on each \$100	Levy on each \$100	Taxes Levied	Taxes Levied
State .....	10 cents	10 cents	\$ 3,164	\$ 2,614
State Virginia Debt .....	10	10	3,165	2,614
<b>Total State</b> .....	<b>20 cents</b>	<b>20 cents</b>	<b>\$ 6,329</b>	<b>\$ 5,228</b>
County, General .....	12 cents	12 cents	\$ 3,797	\$ 3,138
Main County Road .....	25	25	7,911	6,536
County Road and Bridge .....	10		3,164	
District Road .....	15	15	4,746	3,922
<b>Total County and District</b> .....	<b>62 cents</b>	<b>52 cents</b>	<b>\$ 19,618</b>	<b>\$ 13,596</b>
Elementary Teachers .....	28 cents	40 cents	8,860	10,458
Elementary Maintenance Building .....	2	4	633	1,046
New Building .....		15		3,922
<b>Total Schools</b> .....	<b>30 cents</b>	<b>59 cents</b>	<b>\$ 9,493</b>	<b>\$ 15,426</b>
<b>GRAND TOTAL</b> .....	<b>\$ 1.12</b>	<b>\$ 1.31</b>	<b>\$ 35,440</b>	<b>\$ 34,250</b>

**DODDRIDGE COUNTY—Table No. 5**  
**McCLELLAN DISTRICT**

CLASS OF PROPERTY	1920 Assessed Value	1921 Assessed Value	1920 Taxes Levied	1921 Taxes Levied
Real Estate.....	1,943,360	1,715,900	33,523	33,117
Personal Property.....	861,355	741,030	14,858	14,302
Public Utility Property.....	2,262,569	2,421,216	39,030	46,729
Total.....	\$ 5,067,284	\$ 4,878,146	\$ 87,411	\$ 94,148

PURPOSES	1920 Levy on each \$100	1921 Levy on each \$100	1920 Taxes Levied	1921 Taxes Levied
State.....	10 cents	10 cents	\$ 5,067	\$ 4,878
State Virginia Debt.....	10	10	5,067	4,878
Total State.....	20 cents	20 cents	\$ 10,134	\$ 9,756
County, General.....	12 cents	12 cents	\$ 6,081	\$ 5,854
Main County Road.....	25	25	12,668	12,195
County Road and Bridge.....	10	10	5,067	4,878
District Road.....	15	25	7,601	12,195
District Road Bonds.....	50	50	25,337	24,391
Total County and District.....	\$ 1 12	\$ 1 12	\$ 56,754	\$ 54,635
Elementary Teachers.....	35 cents	40 cents	\$ 17,736	\$ 19,513
Elementary Maintenance Building.....	2½	5	1,267	2,439
New Building.....	3	16	1,520	7,865
Total Schools.....	\$ 40½	61 cents	\$ 20,523	\$ 29,757
GRAND TOTAL.....	\$ 1 72½	\$ 1 93	\$ 87,411	\$ 94,143

**DODDRIDGE COUNTY—Table No. 6**  
**NEW MILTON DISTRICT**

CLASS OF PROPERTY	1920 Assessed Value	1921 Assessed Value	1920 Taxes Levied	1921 Taxes Levied
Real Estate.....	\$ 1,088,740	\$ 1,136,310	\$ 12,738	\$ 13,408
Personal Property.....	459,625	855,465	5,378	10,095
Public Utility Property.....	243,510	223,488	2,849	2,637
Total.....	\$ 1,791,875	\$ 2,215,263	\$ 20,965	\$ 26,140

PURPOSES	1920 Levy on each \$100	1921 Levy on each \$100	1920 Taxes Levied	1921 Taxes Levied
State.....	10 cents	10 cents	\$ 1,792	\$ 2,215
State Virginia Debt.....	10	10	1,792	2,215
Total State.....	20 cents	20 cents	\$ 3,584	\$ 4,430
County, General.....	12 cents	12 cents	\$ 2,150	\$ 2,659
Main County Road.....	25	25	4,480	5,538
County Road and Bridge.....	10	10	1,792	2,215
District Road.....	15	15	2,688	3,323
Total County and District.....	62 cents	52 cents	\$ 11,110	\$ 11,520
High School Teachers.....	cents	4 cents	\$	\$ 886
Elementary Teachers.....	30	35	5,376	7,753
Elementary Maintenance Building.....	5	5	895	1,108
New Building.....		2		443
Total Schools.....	35 cents	46 cents	\$ 6,271	\$ 10,190
GRAND TOTAL.....	\$ 1 17	\$ 1 18	\$ 20,965	\$ 26,140

**DODDRIDGE COUNTY—Table No. 7**  
**SOUTH WEST DISTRICT**

CLASS OF PROPERTY	1920 Assessed Value	1921 Assessed Value	1920 Taxes Levied	1921 Taxes Levied
Real Estate.....	\$ 579,340	\$ 618,025	\$ 6,952	\$ 7,416
Personal Property.....	328,105	442,935	3,937	5,315
Public Utility Property.....	571,243	607,821	6,855	7,294
<b>Total.....</b>	<b>\$ 1,478,688</b>	<b>\$ 1,668,781</b>	<b>\$ 17,744</b>	<b>\$ 20,025</b>
PURPOSES	1920 Levy on each \$100	1921 Levy on each \$100	1920 Taxes Levied	1921 Taxes Levied
State.....	10 cents	10 cents	\$ 1,479	\$ 1,669
State Virginia Debt.....	10	10	1,478	1,669
<b>Total State.....</b>	<b>20 cents</b>	<b>20 cents</b>	<b>\$ 2,957</b>	<b>\$ 3,338</b>
County, General.....	12 cents	12 cents	\$ 1,774	\$ 2,002
Main County Road.....	25	25	3,697	4,172
County Road and Bridge.....	10		1,479	
District Road.....	15	25	2,218	4,172
<b>Total County and District.....</b>	<b>62 cents</b>	<b>62 cents</b>	<b>\$ 9,168</b>	<b>\$ 10,346</b>
Elementary Teachers.....	30 cents	35 cents	\$ 4,436	\$ 5,841
Elementary Maintenance Building.....	8	3	1,183	500
<b>Total Schools.....</b>	<b>38 cents</b>	<b>38 cents</b>	<b>\$ 5,619</b>	<b>\$ 6,341</b>
<b>GRAND TOTAL.....</b>	<b>\$ 1 20</b>	<b>\$ 1 20</b>	<b>\$ 17,744</b>	<b>\$ 20,025</b>

**DODDRIDGE COUNTY—Table No. 8**  
**WEST UNION DISTRICT—(Outside of West Union Ind. Dist.)**

CLASS OF PROPERTY	1920 Assessed Value	1921 Assessed Value	1920 Taxes Levied	1921 Taxes Levied
Real Estate.....	\$ 777,590	\$ 789,040	\$ 12,130	\$ 12,782
Personal Property.....	480,945	474,555	7,503	7,688
Public Utility Property.....	1,350,864	1,351,845	21,073	21,900
<b>Total.....</b>	<b>\$ 2,609,399</b>	<b>\$ 2,615,440</b>	<b>\$ 40,706</b>	<b>\$ 42,370</b>
PURPOSES	1920 Levy on each \$100	1921 Levy on each \$100	1920 Taxes Levied	1921 Taxes Levied
State.....	10 cents	10 cents	\$ 2,609	\$ 2,615
State Virginia Debt.....	10	10	2,609	2,615
<b>Total State.....</b>	<b>20 cents</b>	<b>20 cents</b>	<b>\$ 5,218</b>	<b>\$ 5,230</b>
County, General.....	12 cents	12 cents	\$ 3,131	\$ 3,139
Main County Road.....	25	25	6,524	6,539
County Road and Bridge.....	10		2,610	
District Road.....	15	25	3,914	6,538
District Road Bonds.....	30	30	7,828	7,846
<b>Total County and District.....</b>	<b>92 cents</b>	<b>92 cents</b>	<b>\$ 24,007</b>	<b>\$ 24,062</b>
High School Teachers.....	.cents	5 cents		\$ 1,308
High School Maintenance Building.....				
Elementary Teachers.....	34	36	8,872	9,416
Elementary Maintenance Building.....	10	7	2,609	1,831
New Building.....		2		523
<b>Total Schools.....</b>	<b>44 cents</b>	<b>50 cents</b>	<b>\$ 11,481</b>	<b>\$ 13,078</b>
<b>GRAND TOTAL.....</b>	<b>\$ 1 56</b>	<b>\$ 1 62</b>	<b>\$ 40,706</b>	<b>\$ 42,370</b>

West Union District complete includes Tables 8, 10 and 11.

**DODDRIDGE COUNTY—Table No. 9**  
**SALEM INDEPENDENT DISTRICT—GRANT DISTRICT**

CLASS OF PROPERTY	1920	1921	1920	1921
	Assessed Value	Assessed Value	Taxes Levied	Taxes Levied
Real Estate.....	\$ 9,725	\$ 9,575	\$ 257	\$ 294
Personal Property.....	4,150	3,395	110	104
Public Utility Property.....	75,400	75,813	1,990	2,328
<b>Total.....</b>	<b>\$ 89,275</b>	<b>\$ 88,783</b>	<b>\$ 2,357</b>	<b>\$ 2,726</b>
PURPOSES	1920	1921	1920	1921
	Levy on each \$100	Levy on each \$100	Taxes Levied	Taxes Levied
State.....	10 cents	10 cents	\$ 89	\$ 89
State Virginia Debt.....	10	10	90	89
<b>Total State.....</b>	<b>20 cents</b>	<b>20 cents</b>	<b>\$ 179</b>	<b>\$ 178</b>
County, General.....	12 cents	12 cents	\$ 107	\$ 107
Main County Road.....	25	25	223	222
County Road and Bridge.....	10		90	
District Road.....	15	15	134	133
District Road Bonds.....	40	40	357	355
<b>Total County and District.....</b>	<b>\$ 1.02</b>	<b>92 cents</b>	<b>\$ 911</b>	<b>\$ 817</b>
High School Teachers.....	35 cents	62 cents	\$ 312	\$ 550
High School Maintenance Building.....	10	10	89	89
Elementary Teachers.....	52	63	464	559
Elementary Maintenance Building.....	17	15	152	133
New Building.....	8	20	71	178
School Bonds.....	20	25	179	222
<b>Total Schools.....</b>	<b>\$ 1.42</b>	<b>\$ 1.95</b>	<b>\$ 1,267</b>	<b>\$ 1,731</b>
<b>GRAND TOTAL.....</b>	<b>\$ 2.64</b>	<b>\$ 3.07</b>	<b>\$ 2,357</b>	<b>\$ 2,726</b>

Salem Independent District complete includes above Table 9 and Tables 14 and 26 of Harrison County.

**DODDRIDGE COUNTY—Table No. 10**  
**WEST UNION IND. DISTRICT—WEST UNION DISTRICT—(Outside of**  
**West Union Municipality)**

CLASS OF PROPERTY	1920	1921	1920	1921
	Assessed Value	Assessed Value	Taxes Levied	Taxes Levied
Real Estate.....	\$ 372,985	\$ 389,080	\$ 9,250	\$ 9,922
Personal Property.....	113,340	140,930	2,811	3,594
Public Utility Property.....	168,307	208,489	4,174	5,316
<b>Total.....</b>	<b>\$ 654,632</b>	<b>\$ 738,499</b>	<b>\$ 16,235</b>	<b>\$ 18,832</b>
PURPOSES	1920	1921	1920	1921
	Levy on each \$100	Levy on each \$100	Taxes Levied	Taxes Levied
State.....	10 cents	10 cents	\$ 655	\$ 738
State Virginia Debt.....	10	10	654	738
<b>Total State.....</b>	<b>20 cents</b>	<b>20 cents</b>	<b>\$ 1,309</b>	<b>\$ 1,476</b>
County, General.....	12 cents	12 cents	\$ 786	\$ 886
Main County Road.....	25	25	1,637	1,846
County Road and Bridge.....	10		654	
District Road.....	15	25	982	1,847
District Road Bonds.....	30	30	1,964	2,216
<b>Total County and District.....</b>	<b>92 cents</b>	<b>92 cents</b>	<b>\$ 6,023</b>	<b>\$ 6,795</b>
High School Teachers.....	34 cents	30 cents	\$ 2,226	\$ 2,216
High School Maintenance Building.....	10	10	654	739
Elementary Teachers.....	40	38	2,619	2,806
Elementary Maintenance Building.....	15	15	982	1,108
New Building.....	25	40	1,636	2,954
School Bonds.....	12	10	786	738
<b>Total Schools.....</b>	<b>\$ 1.36</b>	<b>\$ 1.43</b>	<b>\$ 8,903</b>	<b>\$ 10,561</b>
<b>GRAND TOTAL.....</b>	<b>\$ 2.48</b>	<b>\$ 2.55</b>	<b>\$ 16,235</b>	<b>\$ 18,832</b>

West Union Independent District complete includes Tables 10 and 11.

## DODDRIDGE COUNTY—Table No. 11

## WEST UNION MUNICIPALITY, WEST UNION IND. DIST., WEST UNION DISTRICT

CLASS OF PROPERTY	1920		1921	
	Assessed Value	Assessed Value	Taxes Levied	Taxes Levied
Real Estate.....	\$ 729,880	\$ 736,980	\$ 20,656	\$ 20,635
Personal Property.....	642,450	626,715	18,181	17,548
Public Utility Property.....	122,029	95,317	3,453	2,669
<b>Total.....</b>	<b>\$ 1,494,359</b>	<b>\$ 1,459,012</b>	<b>\$ 42,290</b>	<b>\$ 40,852</b>
PURPOSES	1920		1921	
	Levy on each \$100	Levy on each \$100	Taxes Levied	Taxes Levied
State.....	10 cents	10 cents	\$ 1,494	\$ 1,459
State Virginia Debt.....	10	10	1,495	1,459
<b>Total State.....</b>	<b>20 cents</b>	<b>20 cents</b>	<b>\$ 2,989</b>	<b>\$ 2,918</b>
County, General.....	12 cents	12 cents	\$ 1,793	\$ 1,751
Main County Road.....	25	25	3,736	3,647
County Road and Bridge.....	10		1,494	
District Road Bonds.....	30	30	4,483	4,377
<b>Total County and District.....</b>	<b>77 cents</b>	<b>67 cents</b>	<b>\$ 11,506</b>	<b>\$ 9,775</b>
High School Teachers.....	34 cents	30 cents	\$ 5,081	\$ 4,377
High School Maintenance Building.....	10	10	1,494	1,459
Elementary Teachers.....	40	38	5,977	5,544
Elementary Maintenance Building.....	15	15	2,242	2,189
New Building.....	25	40	3,736	5,836
School Bonds.....	12	10	1,793	1,459
<b>Total Schools.....</b>	<b>\$ 1.36</b>	<b>\$ 1.43</b>	<b>\$ 20,323</b>	<b>\$ 20,864</b>
Municipal General.....	20 cents	20 cents	\$ 2,989	\$ 2,918
Municipal Bonds.....	30	30	4,483	4,377
<b>Total Municipal.....</b>	<b>50 cents</b>	<b>50 cents</b>	<b>\$ 7,472</b>	<b>\$ 7,295</b>
<b>GRAND TOTAL.....</b>	<b>\$ 2.83</b>	<b>\$ 2.80</b>	<b>\$ 42,290</b>	<b>\$ 40,852</b>

West Union Independent District complete includes Tables 10 and 11.

## RECAPITULATION OF DODDRIDGE COUNTY

## ASSESSED VALUE

Class of Property	1920			1921		
	Districts	Municipalities	Total	Districts	Municipalities	Total
Real Estate.....	\$ 8,567,820	\$ 729,880	\$ 9,297,700	\$ 8,087,185	\$ 736,980	\$ 8,824,165
Personal Property.....	4,140,810	642,450	4,783,260	4,769,895	626,715	5,396,610
Public Utility Property.....	9,810,903	122,029	9,932,932	9,661,947	95,317	9,757,264
<b>Total.....</b>	<b>\$ 22,519,533</b>	<b>\$ 1,494,359</b>	<b>\$ 24,013,892</b>	<b>\$ 22,519,027</b>	<b>\$ 1,459,012</b>	<b>\$ 23,978,039</b>

## TAXES LEVIED

Class of Property	1920			1921		
	Districts	Municipalities	Total	Districts	Municipalities	Total
State.....	\$ 22,520	\$ 1,494	\$ 24,014	\$ 22,517	\$ 1,459	\$ 23,976
State Virginia Debt.....	22,518	1,495	24,013	22,517	1,459	23,976
<b>Total State.....</b>	<b>\$ 45,038</b>	<b>\$ 2,989</b>	<b>\$ 48,027</b>	<b>\$ 45,034</b>	<b>\$ 2,918</b>	<b>\$ 47,952</b>
County, General.....	\$ 27,023	\$ 1,793	\$ 28,816	\$ 27,025	\$ 1,751	\$ 28,776
Main County Road.....	56,300	3,736	60,036	56,298	3,647	59,945
County Road and Bridge.....	22,520	1,494	24,014	22,517	1,459	23,976
District Road.....	33,779	.....	33,779	43,679	.....	43,679
District Road Bonds.....	51,303	4,483	55,786	48,462	4,377	52,839
<b>Total County and District.....</b>	<b>\$ 190,925</b>	<b>\$ 11,506</b>	<b>\$ 202,431</b>	<b>\$ 175,464</b>	<b>\$ 9,775</b>	<b>\$ 185,239</b>
High School Teachers.....	\$ 2,538	\$ 5,081	\$ 7,619	\$ 4,960	\$ 4,377	\$ 9,337
High School Maint. Bldg.....	743	1,494	2,237	828	1,459	2,287
Elementary Teachers.....	68,825	5,977	74,802	82,593	5,544	88,137
Elementary Maint. Bldg.....	12,821	2,242	15,063	13,171	2,189	15,360
New Building.....	7,888	3,736	11,624	17,366	5,836	23,202
School Bonds.....	965	1,793	2,758	960	1,459	2,419
<b>Total Schools.....</b>	<b>\$ 93,780</b>	<b>\$ 20,323</b>	<b>\$ 114,103</b>	<b>\$ 119,878</b>	<b>\$ 20,864</b>	<b>\$ 140,742</b>
Municipal General.....	\$.....	\$ 2,989	\$ 2,989	\$.....	\$ 2,918	\$ 2,918
Municipal Bonds.....	.....	4,483	4,483	.....	4,377	4,377
<b>Total Municipal.....</b>	<b>\$.....</b>	<b>\$ 7,472</b>	<b>\$ 7,472</b>	<b>\$.....</b>	<b>\$ 7,295</b>	<b>\$ 7,295</b>
<b>GRAND TOTAL.....</b>	<b>\$ 329,743</b>	<b>\$ 42,290</b>	<b>\$ 372,033</b>	<b>\$ 340,376</b>	<b>\$ 40,852</b>	<b>\$ 381,228</b>
Total Average Rate of Levy on Each \$100.....	\$ 1.464	\$ 2.83	\$ 1.549	\$ 1.512	\$ 2.80	\$ 1.59
<b>For All Purposes.....</b>	<b>\$.....</b>	<b>\$.....</b>	<b>\$.....</b>	<b>\$.....</b>	<b>\$.....</b>	<b>\$.....</b>
On Real Estate.....	\$ 125,796	\$ 20,656	\$ 146,452	\$ 123,778	\$ 20,635	\$ 144,413
On Personal Property.....	59,180	18,181	77,361	68,172	17,548	85,720
On Public Utility Property.....	144,767	3,453	148,220	148,426	2,669	151,095
<b>Total.....</b>	<b>\$ 329,743</b>	<b>\$ 42,290</b>	<b>\$ 372,033</b>	<b>\$ 340,376</b>	<b>\$ 40,852</b>	<b>\$ 381,228</b>

**FAYETTE COUNTY—Table No. 1  
FALLS DISTRICT**

CLASS OF PROPERTY	1920 Assessed Value	1921 Assessed Value	1920 Taxes Levied	1921 Taxes Levied
Real Estate.....	\$ 2,577,200	\$ 3,111,840	\$ 76,027	\$ 83,397
Personal Property.....	1,484,000	1,583,450	43,778	42,437
Public Utility Property.....	1,298,423	1,343,459	38,304	36,005
<b>Total.....</b>	<b>\$ 5,359,623</b>	<b>\$ 6,038,749</b>	<b>\$ 158,109</b>	<b>\$ 161,839</b>
PURPOSES	1920 Levy on each \$100	1921 Levy on each \$100	1920 Taxes Levied	1921 Taxes Levied
State.....	10 cents	10 cents	\$ 5,360	\$ 6,039
State Virginia Debt.....	10	10	5,359	6,039
<b>Total State.....</b>	<b>20 cents</b>	<b>20 cents</b>	<b>\$ 10,719</b>	<b>\$ 12,078</b>
County, General.....	25 cents	30 cents	\$ 13,399	\$ 18,116
Main County Road.....	25	25	13,399	15,097
County Road and Bridge.....	10		5,360	
District Road.....	15	15	8,039	9,058
District Road Bonds.....	25	22	13,399	13,285
Health Officer.....		2		1,208
<b>Total County and District.....</b>	<b>\$ 1.00</b>	<b>94 cents</b>	<b>\$ 53,596</b>	<b>\$ 56,764</b>
Elementary Teachers.....	\$ 1.25	\$ 1.04	\$ 66,995	\$ 62,803
Elementary Maintenance Building.....	10	15	5,360	9,058
New Building.....	40	35	21,439	21,136
<b>Total Schools.....</b>	<b>\$ 1.75</b>	<b>\$ 1.54</b>	<b>\$ 93,794</b>	<b>\$ 92,997</b>
<b>GRAND TOTAL.....</b>	<b>\$ 2.95</b>	<b>\$ 2.68</b>	<b>\$ 158,109</b>	<b>\$ 161,839</b>

**FAYETTE COUNTY—Table No. 2  
FAYETTEVILLE DISTRICT—(Outside of Fayetteville, Hill Top, Mt. Hope,  
Oak Hill and Scarbro Municipalities)**

CLASS OF PROPERTY	1920 Assessed Value	1921 Assessed Value	1920 Taxes Levied	1921 Taxes Levied
Real Estate.....	\$ 5,763,780	\$ 6,231,400	\$ 176,948	\$ 176,972
Personal Property.....	3,343,000	3,584,270	102,630	101,793
Public Utility Property.....	3,046,788	3,146,546	93,536	89,362
<b>Total.....</b>	<b>\$ 12,153,568</b>	<b>\$ 12,962,216</b>	<b>\$ 373,114</b>	<b>\$ 368,127</b>
PURPOSES	1920 Levy on each \$100	1921 Levy on each \$100	1920 Taxes Levied	1921 Taxes Levied
State.....	10 cents	10 cents	\$ 12,154	\$ 12,962
State Virginia Debt.....	10	10	12,153	12,962
<b>Total State.....</b>	<b>20 cents</b>	<b>20 cents</b>	<b>\$ 24,307</b>	<b>\$ 25,924</b>
County, General.....	25 cents	30 cents	\$ 30,384	\$ 38,887
Main County Road.....	25	25	30,384	32,406
County Road and Bridge.....	10		12,154	
District Road.....	15	15	18,230	19,443
District Road Bonds.....	32	30	38,891	38,887
Health Officer.....		2		2,592
<b>Total County and District.....</b>	<b>\$ 1.07</b>	<b>\$ 1.02</b>	<b>\$ 130,043</b>	<b>\$ 132,215</b>
High School Teachers.....	20 cents	32 cents	\$ 24,307	\$ 41,479
High School Maintenance Building.....	5	5	6,077	6,481
Elementary Teachers.....	1.00	70	121,536	90,736
Elementary Maintenance Building.....	15	15	18,230	19,443
New Building.....	40	40	48,614	51,849
<b>Total Schools.....</b>	<b>\$ 1.80</b>	<b>\$ 1.62</b>	<b>\$ 218,764</b>	<b>\$ 209,988</b>
<b>GRAND TOTAL.....</b>	<b>\$ 3.07</b>	<b>\$ 2.84</b>	<b>\$ 373,114</b>	<b>\$ 368,127</b>

Fayetteville District complete includes Tables 2, 9, 10, 12, 13 and 14.

**FAYETTE COUNTY—Table No. 3**  
**KANAWHA DISTRICT—(Outside of Montgomery Municipality)**

CLASS OF PROPERTY	1920	1921	1920	1921
	Assessed Value	Assessed Value	Taxes Levied	Taxes Levied
Real Estate.....	\$ 3,208,780	\$ 3,964,225	\$ 98,831	\$ 114,963
Personal Property.....	1,287,350	1,444,770	39,650	41,898
Public Utility Property.....	2,272,401	2,288,910	69,990	66,378
<b>Total.....</b>	<b>\$ 6,768,531</b>	<b>\$ 7,697,905</b>	<b>\$ 208,471</b>	<b>\$ 223,239</b>
PURPOSES	1920	1921	1920	1921
	Levy on each \$100	Levy on each \$100	Taxes Levied	Taxes Levied
State.....	10 cents	10 cents	\$ 6,768	\$ 7,698
State Virginia Debt.....	10	10	6,769	7,698
<b>Total State.....</b>	<b>20 cents</b>	<b>20 cents</b>	<b>\$ 13,537</b>	<b>\$ 15,396</b>
County, General.....	25 cents	30 cents	\$ 16,921	\$ 23,094
Main County Road.....	25	25	16,922	19,245
County Road and Bridge.....	10		6,768	
District Road.....	15	15	10,153	11,547
District Road Bonds.....	15	14	10,153	10,777
Health Officer.....		2		1,539
<b>Total County and District.....</b>	<b>90 cents</b>	<b>86 cents</b>	<b>\$ 60,917</b>	<b>\$ 66,202</b>
High School Teachers.....	30 cents	35 cents	\$ 20,306	\$ 26,943
High School Maintenance Building.....	5	15	3,384	11,547
Elementary Teachers.....	85	79	57,533	60,813
Elementary Maintenance Building.....	18	15	12,183	11,547
New Building.....	60	40	40,611	30,791
<b>Total Schools.....</b>	<b>\$ 1.98</b>	<b>\$ 1.84</b>	<b>\$ 134,017</b>	<b>\$ 141,641</b>
<b>GRAND TOTAL.....</b>	<b>\$ 3.08</b>	<b>\$ 2.90</b>	<b>\$ 208,471</b>	<b>\$ 223,239</b>

Kanawha District complete includes Tables 3 and 11.

**FAYETTE COUNTY—Table No. 4**  
**MOUNTAIN COVE DISTRICT—(Outside Municipality of Ansted)**

CLASS OF PROPERTY	1920	1921	1920	1921
	Assessed Value	Assessed Value	Taxes Levied	Taxes Levied
Real Estate.....	\$ 1,011,990	\$ 1,219,180	\$ 21,353	\$ 26,700
Personal Property.....	297,880	427,130	6,285	9,354
Public Utility Property.....	887,854	879,322	18,734	19,258
<b>Total.....</b>	<b>\$ 2,197,724</b>	<b>\$ 2,525,632</b>	<b>\$ 46,372</b>	<b>\$ 55,312</b>
PURPOSES	1920	1921	1920	1921
	Levy on each \$100	Levy on each \$100	Taxes Levied	Taxes Levied
State.....	10 cents	10 cents	\$ 2,198	\$ 2,526
State Virginia Debt.....	10	10	2,197	2,526
<b>Total State.....</b>	<b>20 cents</b>	<b>20 cents</b>	<b>\$ 4,395</b>	<b>\$ 5,052</b>
County, General.....	25 cents	30 cents	\$ 5,494	\$ 7,577
Main County Road.....	25	25	5,495	6,314
County Road and Bridge.....	10		2,198	
District Road.....	15	15	3,297	3,788
District Road Bonds.....	21	17	4,615	4,294
Health Officer.....		2		505
<b>Total County and District.....</b>	<b>96 cents</b>	<b>89 cents</b>	<b>\$ 21,099</b>	<b>\$ 22,478</b>
High School Teachers.....	18½ cts	18½ cts	\$ 4,066	\$ 4,672
High School Maintenance Building.....	6½	6½	1,429	1,642
Elementary Teachers.....	40	40	8,791	10,103
Elementary Maintenance Building.....	10	15	2,107	3,788
New Building.....	20	30	4,395	7,577
<b>Total Schools.....</b>	<b>95 cents</b>	<b>\$ 1.10</b>	<b>\$ 20,878</b>	<b>\$ 27,782</b>
<b>GRAND TOTAL.....</b>	<b>\$ 2.11</b>	<b>\$ 2.19</b>	<b>\$ 46,372</b>	<b>\$ 55,312</b>

Mountain Cove District complete includes Tables 4 and 8.



**FAYETTE COUNTY—Table No. 5**  
**NUTTALL DISTRICT**

CLASS OF PROPERTY	1920	1921	1920	1921
	Assessed Value	Assessed Value	Taxes Levied	Taxes Levied
Real Estate.....	\$ 979,530	\$ 1,159,100	\$ 21,452	\$ 21,907
Personal Property.....	773,950	1,037,803	16,949	19,615
Public Utility Property.....	1,035,303	1,024,083	22,673	19,355
<b>Total.....</b>	<b>\$ 2,788,783</b>	<b>\$ 3,220,986</b>	<b>\$ 61,074</b>	<b>\$ 60,877</b>
PURPOSES	1920	1921	1920	1921
	Levy on each \$100	Levy on each \$100	Taxes Levied	Taxes Levied
State.....	10 cents	10 cents	\$ 2,789	\$ 3,221
State Virginia Debt.....	10	10	2,789	3,221
<b>Total State.....</b>	<b>20 cents</b>	<b>20 cents</b>	<b>\$ 5,578</b>	<b>\$ 6,442</b>
County, General.....	25 cents	30 cents	\$ 6,972	\$ 9,663
Main County Road.....	25	25	6,972	8,053
County Road and Bridge.....	10		2,789	
District Road.....	15	15	4,183	4,831
District Road Bonds.....	39	17	10,876	5,476
Health Officer.....		2		644
<b>Total County and District.....</b>	<b>\$ 1.14</b>	<b>89 cents</b>	<b>\$ 31,792</b>	<b>\$ 28,667</b>
Elementary Teachers.....	40 cents	55 cents	\$ 11,155	\$ 17,715
Elementary Maintenance Building.....	10	10	2,788	3,221
New Building.....	20	15	5,578	4,832
Special Additional Teachers.....	15		4,183	
<b>Total Schools.....</b>	<b>85 cents</b>	<b>80 cents</b>	<b>\$ 23,704</b>	<b>\$ 25,768</b>
<b>GRAND TOTAL.....</b>	<b>\$ 2.19</b>	<b>\$ 1.89</b>	<b>\$ 61,074</b>	<b>\$ 60,877</b>

**FAYETTE COUNTY—Table No. 6**  
**QUINNIMONT DISTRICT**

CLASS OF PROPERTY	1920	1921	1920	1921
	Assessed Value	Assessed Value	Taxes Levied	Taxes Levied
Real Estate.....	\$ 1,736,620	\$ 2,139,130	\$ 34,906	\$ 45,350
Personal Property.....	1,038,720	1,271,940	20,878	26,965
Public Utility Property.....	1,460,384	1,493,991	29,354	31,672
<b>Total.....</b>	<b>\$ 4,235,724</b>	<b>\$ 4,905,061</b>	<b>\$ 85,138</b>	<b>\$ 103,987</b>
PURPOSES	1920	1921	1920	1921
	Levy on each \$100	Levy on each \$100	Taxes Levied	Taxes Levied
State.....	10 cents	10 cents	\$ 4,236	\$ 4,905
State Virginia Debt.....	10	10	4,235	4,905
<b>Total State.....</b>	<b>20 cents</b>	<b>20 cents</b>	<b>\$ 8,471</b>	<b>\$ 9,810</b>
County, General.....	25 cents	30 cents	\$ 10,589	\$ 14,715
Main County Road.....	25	25	10,590	12,263
County Road and Bridge.....	10		4,236	
District Road.....	15	15	6,353	7,358
District Road Bonds.....	16	15	6,777	7,357
Health Officer.....		2		981
<b>Total County and District.....</b>	<b>91 cents</b>	<b>87 cents</b>	<b>\$ 38,545</b>	<b>\$ 42,674</b>
Elementary Teachers.....	40 cents	55 cents	\$ 16,943	\$ 26,978
Elementary Maintenance Building.....	15	20	6,354	9,810
New Building.....	20	30	8,471	14,715
Special Additional Teachers.....	15		6,354	
<b>Total Schools.....</b>	<b>90 cents</b>	<b>\$ 1.05</b>	<b>\$ 38,122</b>	<b>\$ 51,503</b>
<b>GRAND TOTAL.....</b>	<b>\$ 2.01</b>	<b>\$ 2.12</b>	<b>\$ 85,138</b>	<b>\$ 103,987</b>

FAYETTE COUNTY—Table No. 7  
SEWELL MOUNTAIN DISTRICT—(Outside Thurmond Municipality)

CLASS OF PROPERTY	1920	1921	1920	1921
	Assessed Value	Assessed Value	Taxes Levied	Taxes Levied
Real Estate	\$ 1,734,360	\$ 1,835,440	\$ 38,503	\$ 38,911
Personal Property	585,230	859,118	12,992	18,214
Public Utility Property	1,319,592	1,327,397	29,295	28,141
<b>Total</b>	<b>\$ 3,639,182</b>	<b>\$ 4,021,955</b>	<b>\$ 80,790</b>	<b>\$ 85,266</b>
PURPOSES	1920	1921	1920	1921
	Levy on each \$100	Levy on each \$100	Taxes Levied	Taxes Levied
State	10 cents	10 cents	\$ 3,639	\$ 4,022
State Virginia Debt	10	10	3,639	4,022
<b>Total State</b>	<b>20 cents</b>	<b>20 cents</b>	<b>\$ 7,278</b>	<b>\$ 8,044</b>
County, General	25 cents	30 cents	\$ 9,098	\$ 12,066
Main County Road	25	25	9,098	10,055
County Road and Bridge	10		3,639	
District Road	15	15	5,459	6,033
District Road Bonds	37	30	13,466	12,066
Health Officer		2		804
<b>Total County and District</b>	<b>\$ 1.12</b>	<b>\$ 1.02</b>	<b>\$ 40,759</b>	<b>\$ 41,024</b>
Elementary Teachers	40	60	14,557	24,132
Elementary Maintenance Building	10	15	3,639	6,033
New Building	20	15	7,278	6,033
Special Additional Teachers	20		7,279	
<b>Total Schools</b>	<b>90 cents</b>	<b>90 cents</b>	<b>\$ 32,753</b>	<b>\$ 36,198</b>
<b>GRAND TOTAL</b>	<b>\$ 2.22</b>	<b>\$ 2.12</b>	<b>\$ 80,790</b>	<b>\$ 85,266</b>

Sewell Mountain District complete includes Tables 7 and 15.

FAYETTE COUNTY—Table No. 8  
ANSTED MUNICIPALITY, MT. COVE DISTRICT

CLASS OF PROPERTY	1920	1921	1920	1921
	Assessed Value	Assessed Value	Taxes Levied	Taxes Levied
Real Estate	\$ 181,380	\$ 201,060	\$ 4,462	\$ 5,107
Personal Property	251,720	270,230	6,192	6,864
Public Utility Property	15,914	11,056	392	280
<b>Total</b>	<b>\$ 449,014</b>	<b>\$ 482,346</b>	<b>\$ 11,046</b>	<b>\$ 12,251</b>
PURPOSES	1920	1921	1920	1921
	Levy on each \$100	Levy on each \$100	Taxes Levied	Taxes Levied
State	10 cents	10 cents	\$ 449	\$ 482
State Virginia Debt	10	10	449	482
<b>Total State</b>	<b>20 cents</b>	<b>20 cents</b>	<b>\$ 898</b>	<b>\$ 964</b>
County, General	25 cents	30 cents	\$ 1,122	\$ 1,447
Main County Road	25	25	1,123	1,206
County Road and Bridge	10		449	
District Road Bonds	21	17	943	820
Health Officer		2		96
<b>Total County and District</b>	<b>81 cents</b>	<b>74 cents</b>	<b>\$ 3,637</b>	<b>\$ 3,569</b>
High School Teachers	18½ cts	18½ cts	\$ 831	\$ 892
High School Maintenance Building	6½	6½	292	314
Elementary Teachers	40	40	1,796	1,929
Elementary Maintenance Building	10	15	449	724
New Building	20	30	898	1,447
<b>Total Schools</b>	<b>95 cents</b>	<b>\$ 1.10</b>	<b>\$ 4,266</b>	<b>\$ 5,306</b>
Municipal General	50 cents	50 cents	\$ 2,245	\$ 2,412
<b>Total Municipal</b>	<b>50 cents</b>	<b>50 cents</b>	<b>\$ 2,245</b>	<b>\$ 2,412</b>
<b>GRAND TOTAL</b>	<b>\$ 2.46</b>	<b>\$ 2.54</b>	<b>\$ 11,046</b>	<b>\$ 12,251</b>

**FAYETTE COUNTY—Table No. 9**  
**FAYETTEVILLE MUNICIPALITY, FAYETTEVILLE DISTRICT**

CLASS OF PROPERTY	1920	1921	1920	1921
	Assessed Value	Assessed Value	Taxes Levied	Taxes Levied
Real Estate.....	\$ 287,790	\$ 306,560	\$ 10,418	\$ 10,239
Personal Property.....	227,510	235,890	8,236	7,879
Public Utility Property.....	11,342	14,776	410	493
<b>Total.....</b>	<b>\$ 526,642</b>	<b>\$ 557,226</b>	<b>\$ 19,064</b>	<b>\$ 18,611</b>
PURPOSES	1920	1921	1920	1921
	Levy on each \$100	Levy on each \$100	Taxes Levied	Taxes Levied
State.....	10 cents	10 cents	\$ 526	\$ 557
State Virginia Debt.....	10	10	527	557
<b>Total State.....</b>	<b>20 cents</b>	<b>20 cents</b>	<b>\$ 1,053</b>	<b>\$ 1,114</b>
County, General.....	25 cents	30 cents	\$ 1,316	\$ 1,672
Main County Road.....	25	25	1,317	1,393
County Road and Bridge.....	10		527	
District Road Bonds.....	32	30	1,685	1,672
Health Officer.....		2		111
<b>Total County and District.....</b>	<b>92 cents</b>	<b>87 cents</b>	<b>\$ 4,845</b>	<b>\$ 4,848</b>
High School Teachers.....	20 cents	32 cents	\$ 1,053	\$ 1,783
High School Maintenance Building.....	5	5	263	279
Elementary Teachers.....	1.00	70	5,267	3,900
Elementary Maintenance Building.....	15	15	790	836
New Building.....	40	40	2,107	2,229
<b>Total Schools.....</b>	<b>\$ 1.80</b>	<b>\$ 1.62</b>	<b>\$ 9,480</b>	<b>\$ 9,027</b>
Municipal General.....	50 cents	45 cents	\$ 2,633	\$ 2,508
Municipal Bonds.....	20	20	1,053	1,114
<b>Total Municipal.....</b>	<b>70 cents</b>	<b>65 cents</b>	<b>\$ 3,686</b>	<b>\$ 3,622</b>
<b>GRAND TOTAL.....</b>	<b>\$ 3.62</b>	<b>\$ 3.34</b>	<b>\$ 19,064</b>	<b>\$ 18,611</b>

**FAYETTE COUNTY—Table No. 10**  
**HILL TOP MUNICIPALITY, FAYETTEVILLE DISTRICT**

CLASS OF PROPERTY	1920	1921	1920	1921
	Assessed Value	Assessed Value	Taxes Levied	Taxes Levied
Real Estate.....	\$ 187,020	\$ 216,080	\$ 6,396	\$ 6,893
Personal Property.....	56,520	43,610	1,933	1,391
Public Utility Property.....	2,364	2,389	81	76
<b>Total.....</b>	<b>\$ 245,904</b>	<b>\$ 262,079</b>	<b>\$ 8,410</b>	<b>\$ 8,360</b>
PURPOSES	1920	1921	1920	1921
	Levy on each \$100	Levy on each \$100	Taxes Levied	Taxes Levied
State.....	10 cents	10 cents	\$ 246	\$ 262
State Virginia Debt.....	10	10	246	262
<b>Total State.....</b>	<b>20 cents</b>	<b>20 cents</b>	<b>\$ 492</b>	<b>\$ 524</b>
County, General.....	25 cents	30 cents	\$ 615	\$ 786
Main County Road.....	25	25	614	655
County Road and Bridge.....	10		246	
District Road Bonds.....	32	30	787	786
Health Officer.....		2		53
<b>Total County and District.....</b>	<b>92 cents</b>	<b>87 cents</b>	<b>\$ 2,262</b>	<b>\$ 2,280</b>
High School Teachers.....	20 cents	32 cents	\$ 492	\$ 839
High School Maintenance Building.....	5	5	123	131
Elementary Teachers.....	\$ 1.00	70	2,459	1,835
Elementary Maintenance Building.....	15	15	369	393
New Building.....	40	40	983	1,048
<b>Total Schools.....</b>	<b>\$ 1.80</b>	<b>\$ 1.62</b>	<b>\$ 4,426</b>	<b>\$ 4,246</b>
Municipal General.....	50 cents	50 cents	\$ 1,230	\$ 1,310
<b>Total Municipal.....</b>	<b>50 cents</b>	<b>50 cents</b>	<b>\$ 1,230</b>	<b>\$ 1,310</b>
<b>GRAND TOTAL.....</b>	<b>\$ 3.42</b>	<b>\$ 3.19</b>	<b>\$ 8,410</b>	<b>\$ 8,360</b>

FAYETTE COUNTY—Table No. 11  
MONTGOMERY MUNICIPALITY, KANAWHA DISTRICT

CLASS OF PROPERTY	1920	1921	1920	1921
	Assessed Value	Assessed Value	Taxes Levied	Taxes Levied
Real Estate.....	\$ 812,470	\$ 1,241,515	\$ 33,068	\$ 46,557
Personal Property.....	615,430	1,085,790	25,048	40,717
Public Utility Property.....	143,410	121,958	5,836	4,573
Total.....	\$ 1,571,310	\$ 2,449,263	\$ 63,952	\$ 91,847
PURPOSES	1920	1921	1920	1921
	Levy on each \$100	Levy on each \$100	Taxes Levied	Taxes Levied
State.....	10 cents	10 cents	\$ 1,571	\$ 2,449
State Virginia Debt.....	10	10	1,572	2,449
Total State.....	20 cents	20 cents	\$ 3,143	\$ 4,898
County, General.....	25 cents	30 cents	\$ 3,928	\$ 7,348
Main County Road.....	25	25	3,929	6,123
County Road and Bridge.....	10	.....	1,571	.....
District Road Bonds.....	15	14	2,357	3,429
Health Officer.....	.....	2	.....	490
Total County and District.....	75 cents	71 cents	\$ 11,785	\$ 17,390
High School Teachers.....	30 cents	35 cents	\$ 4,714	\$ 8,572
High School Maintenance Building.....	5	15	785	3,674
Elementary Teachers.....	85	79	13,356	19,349
Elementary Maintenance Building.....	18	15	2,828	3,674
New Building.....	60	40	9,428	9,797
Total Schools.....	\$ 1.98	\$ 1.84	\$ 31,111	\$ 45,066
Municipal General.....	60 cents	60 cents	\$ 9,428	\$ 14,606
Municipal Bonds.....	54	40	8,485	9,797
Total Municipal.....	\$ 1.14	\$ 1.00	\$ 17,913	\$ 24,493
GRAND TOTAL.....	\$ 4.07	\$ 3.75	\$ 63,952	\$ 91,847

FAYETTE COUNTY—Table No. 12  
MT. HOPE MUNICIPALITY, FAYETTEVILLE DISTRICT

CLASS OF PROPERTY	1920	1921	1920	1921
	Assessed Value	Assessed Value	Taxes Levied	Taxes Levied
Real Estate.....	\$ 500,870	\$ 815,770	\$ 17,130	\$ 30,102
Personal Property.....	421,680	686,592	14,421	25,335
Public Utility Property.....	87,185	92,472	2,982	3,412
Total.....	\$ 1,009,735	\$ 1,594,834	\$ 34,533	\$ 58,849
PURPOSES	1920	1921	1920	1921
	Levy on each \$100	Levy on each \$100	Taxes Levied	Taxes Levied
State.....	10 cents	10 cents	\$ 1,010	\$ 1,595
State Virginia Debt.....	10	10	1,009	1,595
Total State.....	20 cents	20 cents	\$ 2,019	\$ 3,190
County, General.....	25 cents	30 cents	\$ 2,524	\$ 4,785
Main County Road.....	25	25	2,525	3,987
County Road and Bridge.....	10	.....	1,010	.....
District Road Bonds.....	32	30	3,231	4,784
Health Officer.....	.....	2	.....	319
Total County and District.....	92 cents	87 cents	\$ 9,290	\$ 13,875
High School Teachers.....	20 cents	32 cents	\$ 2,019	\$ 5,104
High School Maintenance Building.....	5	5	505	797
Elementary Teachers.....	1.00	70	10,097	11,164
Elementary Maintenance Building.....	15	15	1,515	2,392
New Building.....	40	40	4,039	6,379
Total Schools.....	\$ 1.80	\$ 1.62	\$ 18,175	\$ 25,836
Municipal General.....	50 cents	\$ 1.00	\$ 5,049	\$ 15,948
Total Municipal.....	50 cents	\$ 1.00	\$ 5,049	\$ 15,948
GRAND TOTAL.....	\$ 3.42	\$ 3.69	\$ 34,533	\$ 58,849

**FAYETTE COUNTY—Table No. 13**  
**OAK HILL MUNICIPALITY, FAYETTEVILLE DISTRICT**

CLASS OF PROPERTY	1920	1921	1920	1921
	Assessed Value	Assessed Value	Taxes Levied	Taxes Levied
Real Estate.....	\$ 372,900	\$ 396,100	\$ 12,753	\$ 12,636
Personal Property.....	216,690	301,100	7,411	9,605
Public Utility Property.....	36,898	33,123	1,262	1,056
<b>Total.....</b>	<b>\$ 626,488</b>	<b>\$ 730,323</b>	<b>\$ 21,426</b>	<b>\$ 23,297</b>
PURPOSES	1920	1921	1920	1921
	Levy on each \$100	Levy on each \$100	Taxes Levied	Taxes Levied
State.....	10 cents	10 cents	\$ 626	\$ 730
State Virginia Debt.....	10	10	627	730
<b>Total State.....</b>	<b>20 cents</b>	<b>20 cents</b>	<b>\$ 1,253</b>	<b>\$ 1,460</b>
County, General.....	25 cents	30 cents	\$ 1,566	\$ 2,191
Main County Road.....	25	25	1,566	1,826
County Road and Bridge.....	10	.....	627	.....
District Road Bonds.....	32	30	2,005	2,191
Health Officer.....	.....	2	.....	146
<b>Total County and District.....</b>	<b>92 cents</b>	<b>87 cents</b>	<b>\$ 5,764</b>	<b>\$ 6,354</b>
High School Teachers.....	20 cents	32 cents	\$ 1,253	\$ 2,337
High School Maintenance Building.....	5	5	313	365
Elementary Teachers.....	1 00	70	6,265	5,112
Elementary Maintenance Building.....	15	15	940	1,096
New Building.....	40	40	2,506	2,921
<b>Total Schools.....</b>	<b>\$ 1 80</b>	<b>\$ 1 62</b>	<b>\$ 11,277</b>	<b>\$ 11,831</b>
Municipal General.....	50 cents	50 cents	\$ 3,132	\$ 3,652
<b>Total Municipal.....</b>	<b>50 cents</b>	<b>50 cents</b>	<b>\$ 3,132</b>	<b>\$ 3,652</b>
<b>GRAND TOTAL.....</b>	<b>\$ 3 42</b>	<b>\$ 3 19</b>	<b>\$ 21,426</b>	<b>\$ 23,297</b>

**FAYETTE COUNTY—Table No. 14**  
**SCARBRO MUNICIPALITY, FAYETTEVILLE DISTRICT**

CLASS OF PROPERTY	1920	1921	1920	1921
	Assessed Value	Assessed Value	Taxes Levied	Taxes Levied
Real Estate.....	\$ 229,680	\$ 275,270	\$ 7,740	\$ 8,643
Personal Property.....	309,800	396,300	10,440	12,444
Public Utility Property.....	39,000	39,000	1,315	1,225
<b>Total.....</b>	<b>\$ 578,480</b>	<b>\$ 710,570</b>	<b>\$ 19,495</b>	<b>\$ 22,312</b>
PURPOSES	1920	1921	1920	1921
	Levy on each \$100	Levy on each \$100	Taxes Levied	Taxes Levied
State.....	10 cents	10 cents	\$ 578	\$ 711
State Virginia Debt.....	10	10	579	711
<b>Total State.....</b>	<b>20 cents</b>	<b>20 cents</b>	<b>\$ 1,157</b>	<b>\$ 1,422</b>
County, General.....	25 cents	30 cents	\$ 1,446	\$ 2,132
Main County Road.....	25	25	1,446	1,776
County Road and Bridge.....	10	.....	579	.....
District Road Bonds.....	32	30	1,851	2,132
Health Officer.....	.....	2	.....	142
<b>Total County and District.....</b>	<b>92 cents</b>	<b>87 cents</b>	<b>\$ 5,322</b>	<b>\$ 6,182</b>
High School Teachers.....	20 cents	32 cents	\$ 1,157	\$ 2,274
High School Maintenance Building.....	5	5	289	355
Elementary Teachers.....	1 00	70	5,785	4,974
Elementary Maintenance Building.....	15	15	868	1,066
New Building.....	40	40	2,314	2,842
<b>Total Schools.....</b>	<b>\$ 1 80</b>	<b>\$ 1 62</b>	<b>\$ 10,413</b>	<b>\$ 11,511</b>
Municipal General.....	45 cents	45 cents	\$ 2,603	\$ 3,197
<b>Total Municipal.....</b>	<b>45 cents</b>	<b>45 cents</b>	<b>\$ 2,603</b>	<b>\$ 3,197</b>
<b>GRAND TOTAL.....</b>	<b>\$ 3 37</b>	<b>\$ 3 14</b>	<b>\$ 19,495</b>	<b>\$ 22,312</b>

**FAYETTE COUNTY—Table No. 15**  
**THURMOND MUNICIPALITY, SEWELL MOUNTAIN DISTRICT**

CLASS OF PROPERTY	1920 Assessed Value	1921 Assessed Value	1920 Taxes Levied	1921 Taxes Levied
Real Estate .....	\$ 87,700	\$ 96,100	\$ 2,122	\$ 2,229
Personal Property .....	103,930	.....	2,515	.....
Public Utility Property .....	35,033	37,124	848	861
<b>Total .....</b>	<b>\$ 226,663</b>	<b>\$ 133,224</b>	<b>\$ 5,485</b>	<b>\$ 3,090</b>
PURPOSES	1920 Levy on each \$100	1921 Levy on each \$100	1920 Taxes Levied	1921 Taxes Levied
State .....	10 cents	10 cents	\$ 226	\$ 133
State Virginia Debt .....	10	10	227	133
<b>Total State .....</b>	<b>20 cents</b>	<b>20 cents</b>	<b>\$ 453</b>	<b>\$ 266</b>
County, General .....	25 cents	30 cents	\$ 567	\$ 400
Main County Road .....	25	25	566	333
County Road and Bridge .....	10	.....	227	.....
District Road Bonds .....	37	30	839	400
Health Officer .....	.....	2	.....	26
<b>Total County and District .....</b>	<b>97 cents</b>	<b>87 cents</b>	<b>\$ 2,199</b>	<b>\$ 1,159</b>
Elementary Teachers .....	40 cents	60 cents	\$ 907	\$ 799
Elementary Maintenance Building .....	10	15	226	200
New Building .....	20	15	453	200
Special Additional Teachers .....	20	.....	454	.....
<b>Total Schools .....</b>	<b>90 cents</b>	<b>90 cents</b>	<b>\$ 2,040</b>	<b>\$ 1,199</b>
Municipal General .....	35 cents	35 cents	\$ 793	\$ 466
<b>Total Municipal .....</b>	<b>35 cents</b>	<b>35 cents</b>	<b>\$ 793</b>	<b>\$ 466</b>
<b>GRAND TOTAL .....</b>	<b>\$ 2.42</b>	<b>\$ 2.32</b>	<b>\$ 5,485</b>	<b>\$ 3,090</b>

**RECAPITULATION OF FAYETTE COUNTY  
ASSESSED VALUE**

Class of Property	1920			1921		
	Districts	Municipalities	Total	Districts	Municipalities	Total
Real Estate .....	\$ 17,012,260	\$ 2,659,810	\$ 19,672,070	\$ 19,660,315	\$ 3,548,455	\$ 23,208,770
Personal Property .....	8,810,130	2,203,280	11,013,410	10,208,481	3,019,512	13,227,993
Public Utility Property .....	11,320,745	371,146	11,691,891	11,503,708	351,898	11,855,606
<b>Total</b> .....	<b>\$ 37,143,135</b>	<b>\$ 5,234,236</b>	<b>\$ 42,377,371</b>	<b>\$ 41,372,504</b>	<b>\$ 6,919,865</b>	<b>\$ 48,292,369</b>

**TAXES LEVIED**

Purposes	1920			1921		
	Districts	Municipalities	Total	Districts	Municipalities	Total
State .....	\$ 37,144	\$ 5,232	\$ 42,376	\$ 41,373	\$ 6,919	\$ 48,292
State Virginia Debt .....	37,141	5,236	42,377	41,373	6,919	48,292
<b>Total State</b> .....	<b>\$ 74,285</b>	<b>\$ 10,468</b>	<b>\$ 84,753</b>	<b>\$ 82,746</b>	<b>\$ 13,838</b>	<b>\$ 96,584</b>
County, General .....	\$ 92,857	\$ 13,084	\$ 105,941	\$ 124,118	\$ 20,761	\$ 144,879
Main County Road .....	92,860	13,086	105,946	103,433	17,299	120,732
County Road and Bridge .....	37,144	5,236	42,380			
District Road .....	55,714		55,714	62,058		62,058
District Road Bonds .....	98,176	13,698	111,874	92,142	16,214	108,356
Health Officer .....				8,273	1,282	9,656
<b>Total County and District</b> .....	<b>\$ 376,751</b>	<b>\$ 45,104</b>	<b>\$ 421,855</b>	<b>\$ 390,024</b>	<b>\$ 55,657</b>	<b>\$ 445,681</b>
High School Teachers .....	\$ 48,679	\$ 11,519	\$ 60,198	\$ 73,094	\$ 21,801	\$ 94,895
High School Maint. Bldg. .....	10,890	2,570	13,460	19,670	5,915	25,585
Elementary Teachers .....	297,510	45,932	343,442	293,280	49,662	342,942
Elementary Maint. Bld'g. .....	50,751	7,985	58,736	62,900	10,381	73,281
New Building .....	136,386	22,728	159,114	136,933	26,863	163,796
Special Add. Teachers .....	17,816	454	18,270			
<b>Total Schools</b> .....	<b>\$ 562,032</b>	<b>\$ 91,188</b>	<b>\$ 653,220</b>	<b>\$ 585,877</b>	<b>\$ 114,022</b>	<b>\$ 699,899</b>
Municipal General .....	\$ .....	\$ 27,113	\$ 27,113	\$ .....	\$ 44,189	\$ 44,189
Municipal Bonds .....		9,538	9,538		10,911	10,911
<b>Total, Municipal</b> .....	<b>\$ .....</b>	<b>\$ 36,651</b>	<b>\$ 36,651</b>	<b>\$ .....</b>	<b>\$ 55,100</b>	<b>\$ 55,100</b>
<b>GRAND TOTAL</b> .....	<b>\$ 1,013,068</b>	<b>\$ 183,411</b>	<b>\$ 1,196,479</b>	<b>\$ 1,058,647</b>	<b>\$ 238,617</b>	<b>\$ 1,297,264</b>
<b>Total Average Rate of Levy on Each \$100</b> .....	<b>\$ 2,727</b>	<b>\$ 3,504</b>	<b>\$ 2,823</b>	<b>\$ 2,559</b>	<b>\$ 3,448</b>	<b>\$ 2,686</b>
<b>For All Purposes</b> .....						
On Real Estate .....	\$ 468,020	\$ 94,089	\$ 562,109	\$ 508,200	\$ 122,406	\$ 630,606
On Personal Property .....	243,162	76,196	319,358	260,276	104,235	364,511
On Public Utility Property .....	301,886	13,126	315,012	290,171	11,976	302,147
<b>Total</b> .....	<b>\$ 1,013,068</b>	<b>\$ 183,411</b>	<b>\$ 1,196,479</b>	<b>\$ 1,058,647</b>	<b>\$ 238,617</b>	<b>\$ 1,297,264</b>

**GILMER COUNTY—Table No. 1**  
**CENTER DISTRICT—(Outside of Rosedale Municipality)**

CLASS OF PROPERTY	1920		1921	
	Assessed Value	Assessed Value	Taxes Levied	Taxes Levied
Real Estate.....	\$ 1,584,225	\$ 1,606,245	\$ 25,348	\$ 28,591
Personal Property.....	524,500	559,835	8,392	9,965
Public Utility Property.....	460,314	512,730	7,365	9,127
<b>Total.....</b>	<b>\$ 2,569,039</b>	<b>\$ 2,678,810</b>	<b>\$ 41,105</b>	<b>\$ 47,683</b>
PURPOSES	1920		1921	
	Levy on each \$100	Levy on each \$100	Taxes Levied	Taxes Levied
State.....	.10 cents	.10 cents	\$ 2,569	\$ 2,679
State Virginia Debt.....	.10	.10	2,569	2,679
<b>Total State.....</b>	<b>.20 cents</b>	<b>.20 cents</b>	<b>\$ 5,138</b>	<b>\$ 5,358</b>
County, General.....	.20 cents	.20 cents	\$ 5,138	\$ 5,358
Main County Road.....	.25	.25	6,423	6,697
County Road and Bridge.....	.10	.10	2,569	2,679
District Road.....	.15	.15	3,854	4,018
Additional Court House.....		.20		5,358
<b>Total County and District.....</b>	<b>.70 cents</b>	<b>.80 cents</b>	<b>\$ 17,984</b>	<b>\$ 21,431</b>
High School Teachers.....		.03 cents		\$ 804
Elementary Teachers.....	.40 cents	.40	10,276	10,715
Elementary Maintn. Building.....	.10	.15	2,569	4,018
New Building.....	.20	.20	5,138	5,357
<b>Total Schools.....</b>	<b>.70 cents</b>	<b>.78 cents</b>	<b>\$ 17,983</b>	<b>\$ 20,894</b>
<b>GRAND TOTAL.....</b>	<b>\$ 1.60</b>	<b>\$ 1.78</b>	<b>\$ 41,105</b>	<b>\$ 47,683</b>

Center District complete includes Tables 1 and 8.

**GILMER COUNTY—Table No. 2**  
**DE KALB DISTRICT**

CLASS OF PROPERTY	1920		1921	
	Assessed Value	Assessed Value	Taxes Levied	Taxes Levied
Real Estate.....	\$ 946,605	\$ 1,203,390	\$ 13,726	\$ 16,847
Personal Property.....	1,267,790	3,256,945	18,383	45,597
Public Utility Property.....	307,237	420,700	4,455	5,890
<b>Total.....</b>	<b>\$ 2,521,632</b>	<b>\$ 4,881,035</b>	<b>\$ 36,564</b>	<b>\$ 68,334</b>
PURPOSES	1920		1921	
	Levy on each \$100	Levy on each \$100	Taxes Levied	Taxes Levied
State.....	10 cents	10 cents	\$ 2,521	\$ 4,881
State Virginia Debt.....	10	10	2,522	4,881
<b>Total State.....</b>	<b>20 cents</b>	<b>20 cents</b>	<b>\$ 5,043</b>	<b>\$ 9,762</b>
County, General.....	20 cents	20 cents	\$ 5,043	\$ 9,762
Main County Road.....	25	25	6,304	12,203
County Road and Bridge.....	10 cents	10	2,522	2,522
District Road.....	15	15	3,782	7,321
Additional Court House.....		20		9,762
<b>Total County and District.....</b>	<b>.70 cents</b>	<b>.80 cents</b>	<b>\$ 17,651</b>	<b>\$ 39,048</b>
High School Teachers.....		2 cents		\$ 976
Elementary Teachers.....	.40	.31	10,087	15,131
Elementary Maintenance Building.....	10	2	2,522	976
New Building.....	5	5	1,261	2,441
<b>Total Schools.....</b>	<b>.55 cents</b>	<b>.40 cents</b>	<b>\$ 13,870</b>	<b>\$ 19,524</b>
<b>GRAND TOTAL.....</b>	<b>\$ 1.45</b>	<b>\$ 1.40</b>	<b>\$ 36,564</b>	<b>\$ 68,334</b>



**GILMER COUNTY—Table No. 3**  
**GLENVILLE DISTRICT—(Outside of Glenville Ind. Dist. and Layopolis Municipality)**

CLASS OF PROPERTY	1920 Assessed Value	1921 Assessed Value	1920 Taxes Levied	1921 Taxes Levied
Real Estate.....	\$ 2,826,045	\$ 2,691,925	\$ 45,956	\$ 51,685
Personal Property.....	784,995	766,230	13,737	14,711
Public Utility Property.....	468,416	514,152	8,197	9,872
<b>Total.....</b>	<b>\$ 3,879,456</b>	<b>\$ 3,972,307</b>	<b>\$ 67,890</b>	<b>\$ 76,268</b>
PURPOSES	1920 Levy on each \$100	1921 Levy on each \$100	1920 Taxes Levied	1921 Taxes Levied
State.....	10 cents	10 cents	\$ 3,879	\$ 3,972
State Virginia Debt.....	10	10	3,880	3,972
<b>Total State.....</b>	<b>20 cents</b>	<b>20 cents</b>	<b>\$ 7,759</b>	<b>\$ 7,944</b>
County, General.....	20 cents	20 cents	\$ 7,759	\$ 7,945
Main County Road.....	25	25	9,699	9,931
County Road and Bridge.....	10	15	3,879	5,958
District Road.....	15	20	5,819	7,945
Additional Court House.....				
<b>Total County and District.....</b>	<b>70 cents</b>	<b>80 cents</b>	<b>\$ 27,156</b>	<b>\$ 31,779</b>
High School Teachers.....	cents	3 cents		\$ 1,192
High School Maintenance Building.....		1		397
Elementary Teachers.....	40	40	15,518	15,889
Elementary Maintenance Building.....	5	8	1,940	3,178
New Building.....	40	40	15,517	15,889
<b>Total Schools.....</b>	<b>85 cents</b>	<b>92 cents</b>	<b>\$ 32,975</b>	<b>\$ 36,545</b>
<b>GRAND TOTAL.....</b>	<b>\$ 1.75</b>	<b>\$ 1.92</b>	<b>\$ 67,890</b>	<b>\$ 76,268</b>

Glenville District complete includes Tables 3, 5, 6 and 7.

**GILMER COUNTY—Table No. 4**  
**TROY DISTRICT—(Outside of Troy Municipality)**

CLASS OF PROPERTY	1920 Assessed Value	1921 Assessed Value	1920 Taxes Levied	1921 Taxes Levied
Real Estate.....	\$ 1,319,965	\$ 1,366,995	\$ 18,611	\$ 20,778
Personal Property.....	1,202,200	1,316,795	16,951	20,015
Public Utility Property.....	465,541	527,205	6,564	8,014
<b>Total.....</b>	<b>\$ 2,987,706</b>	<b>\$ 3,210,995</b>	<b>\$ 42,126</b>	<b>\$ 48,807</b>
PURPOSES	1920 Levy on each \$100	1921 Levy on each \$100	1920 Taxes Levied	1921 Taxes Levied
State.....	10 cents	10 cents	\$ 2,987	\$ 3,211
State Virginia Debt.....	10	10	2,988	3,211
<b>Total State.....</b>	<b>20 cents</b>	<b>20 cents</b>	<b>\$ 5,975</b>	<b>\$ 6,422</b>
County, General.....	20 cents	20 cents	\$ 5,975	\$ 6,422
Main County Road.....	25	25	7,469	8,028
County Road and Bridge.....	10	15	2,988	4,816
District Road.....	15	20	4,482	6,422
Additional Court House.....				
<b>Total County and District.....</b>	<b>70 cents</b>	<b>80 cents</b>	<b>\$ 20,914</b>	<b>\$ 25,688</b>
High School Teachers.....	cents	3 cents		\$ 963
Elementary Teachers.....	40	40	11,951	12,844
Elementary Maintenance Building.....	8	6	2,396	1,927
New Building.....	3	3	896	963
<b>Total Schools.....</b>	<b>51 cents</b>	<b>52 cents</b>	<b>\$ 15,237</b>	<b>\$ 16,697</b>
<b>GRAND TOTAL.....</b>	<b>\$ 1.41</b>	<b>\$ 1.52</b>	<b>\$ 42,126</b>	<b>\$ 48,807</b>

Troy District complete includes Tables 4 and 9.

**GILMER COUNTY—Table No. 5**  
**GLENVILLE IND. DIST., GLENVILLE DISTRICT—(Outside of Glenville Municipality)**

CLASS OF PROPERTY	1920 Assessed Value	1921 Assessed Value	1920 Taxes Levied	1921 Taxes Levied
Real Estate.....	\$ 231,270	\$ 237,625	\$ 4,070	\$ 4,408
Personal Property.....	99,005	94,065	1,743	1,745
Public Utility Property.....				
<b>Total.....</b>	<b>\$ 330,275</b>	<b>\$ 331,690</b>	<b>\$ 5,813</b>	<b>\$ 6,153</b>
PURPOSES	1920 Levy on each \$100	1921 Levy on each \$100	1920 Taxes Levied	1921 Taxes Levied
State.....	10 cents	10 cents	\$ 330	\$ 332
State Virginia Debt.....	10	10	331	332
<b>Total State.....</b>	<b>20 cents</b>	<b>20 cents</b>	<b>\$ 661</b>	<b>\$ 664</b>
County, General.....	20 cents	20 cents	\$ 661	\$ 663
Main County Road.....	25	25	826	829
County Road and Bridge.....	10		330	
District Road.....	15	15	495	498
Additional Court House.....		20		663
<b>Total County and District.....</b>	<b>70 cents</b>	<b>80 cents</b>	<b>\$ 2,312</b>	<b>\$ 2,653</b>
High School Teachers.....	20 cents	22 cents	\$ 660	\$ 730
Elementary Teachers.....	40	36	1,321	1,194
Elementary Maintenance Building.....	9	12½	297	415
School Bonds.....	17	15	562	497
<b>Total Schools.....</b>	<b>86 cents</b>	<b>85½ cts</b>	<b>\$ 2,840</b>	<b>\$ 2,836</b>
<b>GRAND TOTAL.....</b>	<b>\$ 1.76</b>	<b>\$ 1.85½</b>	<b>\$ 5,813</b>	<b>\$ 6,153</b>

Glenville Independent District complete includes Tables 5 and 6.

**GILMER COUNTY—Table No. 6**  
**GLENVILLE MUNICIPALITY, GLENVILLE IND. DISTRICT, GLENVILLE DISTRICT**

CLASS OF PROPERTY	1920 Assessed Value	1921 Assessed Value	1920 Taxes Levied	1921 Taxes Levied
Real Estate.....	\$ 267,105	\$ 273,060	\$ 5,235	\$ 5,475
Personal Property.....	273,575	300,435	5,362	6,024
Public Utility Property.....	13,752	15,808	270	317
<b>Total.....</b>	<b>\$ 554,432</b>	<b>\$ 589,303</b>	<b>\$ 10,867</b>	<b>\$ 11,816</b>
PURPOSES	1920 Levy on each \$100	1921 Levy on each \$100	1920 Taxes Levied	1921 Taxes Levied
State.....	10 cents	10 cents	\$ 554	\$ 589
State Virginia Debt.....	10	10	555	589
<b>Total State.....</b>	<b>20 cents</b>	<b>20 cents</b>	<b>\$ 1,109</b>	<b>\$ 1,178</b>
County, General.....	20 cents	20 cents	\$ 1,109	\$ 1,179
Main County Road.....	25	25	1,386	1,473
County Road and Bridge.....	10		554	
Additional Court House.....		20		1,179
<b>Total County and District.....</b>	<b>55 cents</b>	<b>65 cents</b>	<b>\$ 3,049</b>	<b>\$ 3,831</b>
High School Teachers.....	20 cents	22 cents	\$ 1,109	\$ 1,296
Elementary Teachers.....	40	36	2,218	2,122
Elementary Maintenance Building.....	9	12½	499	737
School Bonds.....	17	15	942	884
<b>Total Schools.....</b>	<b>86 cents</b>	<b>85½ cts</b>	<b>\$ 4,768</b>	<b>\$ 5,039</b>
Municipal General.....	35 cents	30 cents	\$ 1,941	\$ 1,768
<b>Total Municipal.....</b>	<b>35 cents</b>	<b>30 cents</b>	<b>\$ 1,941</b>	<b>\$ 1,768</b>
<b>GRAND TOTAL.....</b>	<b>\$ 1.96</b>	<b>\$ 2.00½</b>	<b>\$ 10,867</b>	<b>\$ 11,816</b>

Glenville Independent District complete includes Tables 5 and 6.

**GILMER COUNTY—Table No. 7**  
**LAYOPOLIS MUNICIPALITY, GLENVILLE DISTRICT**

CLASS OF PROPERTY	1920	1921	1920	1921
	Assessed Value	Assessed Value	Taxes Levied	Taxes Levied
Real Estate .....	\$ 46,455	\$ 48,610	\$ 883	\$ 1,006
Personal Property .....	29,300	36,305	500	752
Public Utility Property .....	61,829	57,801	1,174	1,196
<b>Total .....</b>	<b>\$ 134,584</b>	<b>\$ 142,716</b>	<b>\$ 2,557</b>	<b>\$ 2,954</b>
PURPOSES	1920	1921	1920	1921
	Levy on each \$100	Levy on each \$100	Taxes Levied	Taxes Levied
State .....	10 cents	10 cents	\$ 134	\$ 143
State Virginia Debt .....	10	10	135	143
<b>Total State .....</b>	<b>20 cents</b>	<b>20 cents</b>	<b>\$ 269</b>	<b>\$ 286</b>
County, General .....	20 cents	20 cents	\$ 269	\$ 285
Main County Road .....	25	25	336	357
County Road and Bridge .....	10	10	135	143
Additional Court House .....		20		285
<b>Total County and District .....</b>	<b>55 cents</b>	<b>65 cents</b>	<b>\$ 740</b>	<b>\$ 927</b>
High School Teachers .....	cents	3 cents		\$ 43
High School Maintenance Building .....		1		14
Elementary Teachers .....	40	40	538	571
Elementary Maintenance Building .....	5	8	67	114
New Building .....	40	40	539	571
<b>Total Schools .....</b>	<b>85 cents</b>	<b>92 cents</b>	<b>\$ 1,144</b>	<b>\$ 1,313</b>
Municipal General .....	30 cents	30 cents	\$ 404	\$ 428
<b>Total Municipal .....</b>	<b>30 cents</b>	<b>30 cents</b>	<b>\$ 404</b>	<b>\$ 428</b>
<b>GRAND TOTAL .....</b>	<b>\$ 1.90</b>	<b>\$ 2.07</b>	<b>\$ 2,557</b>	<b>\$ 2,954</b>

**GILMER COUNTY—Table No. 8**  
**ROSEDALE MUNICIPALITY, CENTER DISTRICT**

CLASS OF PROPERTY	1920	1921	1920	1921
	Assessed Value	Assessed Value	Taxes Levied	Taxes Levied
Real Estate .....	\$ 16,735	\$ 24,575	\$ 284	\$ 450
Personal Property .....	3,700	2,165	63	40
Public Utility Property .....	1,181	1,162	20	21
<b>Total .....</b>	<b>\$ 21,616</b>	<b>\$ 27,902</b>	<b>\$ 367</b>	<b>\$ 511</b>
PURPOSES	1920	1921	1920	1921
	Levy on each \$100	Levy on each \$100	Taxes Levied	Taxes Levied
State .....	10 cents	10 cents	\$ 21	\$ 28
State Virginia Debt .....	10	10	22	28
<b>Total State .....</b>	<b>20 cents</b>	<b>20 cents</b>	<b>\$ 43</b>	<b>\$ 56</b>
County, General .....	20 cents	20 cents	\$ 43	\$ 56
Main County Road .....	25	25	54	70
County Road and Bridge .....	10	10	22	28
Additional Court House .....		20		55
<b>Total County and District .....</b>	<b>55 cents</b>	<b>65 cents</b>	<b>\$ 119</b>	<b>\$ 181</b>
High School Teachers .....	cents	3 cents		\$ 8
Elementary Teachers .....	40	40	86	112
Elementary Maintenance Building .....	10	15	22	42
New Building .....	20	20	43	56
<b>Total Schools .....</b>	<b>70 cents</b>	<b>78 cents</b>	<b>\$ 151</b>	<b>\$ 218</b>
Municipal General .....	25 cents	20 cents	\$ 54	\$ 56
<b>Total Municipal .....</b>	<b>25 cents</b>	<b>20 cents</b>	<b>\$ 54</b>	<b>\$ 56</b>
<b>GRAND TOTAL .....</b>	<b>\$ 1.70</b>	<b>\$ 1.83</b>	<b>\$ 367</b>	<b>\$ 511</b>

Rosedale Municipality complete includes above Table 8 and Table 13 of Braxton County.

**GILMER COUNTY—Table No. 9**  
**TROY MUNICIPALITY, TROY DISTRICT**

CLASS OF PROPERTY	1920	1921	1920	1921
	Assessed Value	Assessed Value	Taxes Levied	Taxes Levied
Real Estate.....	\$ 33,320	\$ 34,210	\$ 536	\$ 469
Personal Property.....	33,035	45,850	532	628
Public Utility Property.....	717	500	12	7
Total.....	\$ 67,072	\$ 80,560	\$ 1,080	\$ 1,104
PURPOSES	1920	1921	1920	1921
	Levy on each \$100	Levy on each \$100	Taxes Levied	Taxes Levied
State.....	10 cents	10 cents	\$ 67	\$ 81
State Virginia Debt.....	10	10	67	81
Total State.....	20 cents	20 cents	\$ 134	\$ 162
County, General.....	20 cents	20 cents	\$ 134	\$ 161
Main County Road.....	25	25	168	201
County Road and Bridge.....	10		67	
Additional Court House.....		20		161
Total County and District.....	55 cents	65 cents	\$ 369	\$ 523
High School Teachers.....	40 cents	3 cents		\$ 24
Elementary Teachers.....	40	40	268	322
Elementary Maintenance Building.....	8	6	54	49
New Building.....	3	3	20	24
Total Schools.....	51 cents	52 cents	\$ 342	\$ 419
Municipal General.....	35 cents	..... cents	\$ 235	\$ .....
Total Municipal.....	35 cents	..... cents	\$ 235	\$ .....
GRAND TOTAL.....	\$ 1.61	\$ 1.37	\$ 1,080	\$ 1,104

**RECAPITULATION OF GILMER COUNTY  
ASSESSED VALUE**

Class of Property	1920			1921		
	Districts	Municipalities	Total	Districts	Municipalities	Total
Real Estate.....	\$ 6,708,110	\$ 263,615	\$ 7,071,725	\$ 7,106,180	\$ 380,455	\$ 7,486,635
Personal Property.....	3,878,490	336,610	4,215,100	5,993,870	384,765	6,378,625
Public Utility Property....	1,701,508	77,479	1,778,987	1,974,787	75,271	2,050,068
<b>Total.....</b>	<b>\$ 12,288,108</b>	<b>\$ 777,704</b>	<b>\$ 13,065,812</b>	<b>\$ 15,074,837</b>	<b>\$ 840,481</b>	<b>\$ 15,915,318</b>

**TAXES LEVIED**

Purposes	1920			1921		
	Districts	Municipalities	Total	Districts	Municipalities	Total
State.....	\$ 12,286	\$ 776	\$ 13,062	\$ 15,075	\$ 841	\$ 15,916
State Virginia Debt.....	12,290	779	13,069	15,075	841	15,916
<b>Total State.....</b>	<b>\$ 24,576</b>	<b>\$ 1,555</b>	<b>\$ 26,131</b>	<b>\$ 30,150</b>	<b>\$ 1,682</b>	<b>\$ 31,832</b>
County, General.....	\$ 24,576	\$ 1,555	\$ 26,131	\$ 30,150	\$ 1,681	\$ 31,831
Main County Road.....	30,721	1,944	32,665	37,688	2,101	39,789
County Road and Bridge..	12,288	778	13,066			
District Road.....	18,432		18,432	22,611		22,611
Additional Court House..				30,150	1,680	31,830
<b>Total County and District.....</b>	<b>\$ 86,017</b>	<b>\$ 4,277</b>	<b>\$ 90,294</b>	<b>\$ 120,599</b>	<b>\$ 5,462</b>	<b>\$ 126,061</b>
High School Teachers.....	\$ 660	\$ 1,109	\$ 1,769	\$ 4,665	\$ 1,271	\$ 6,036
High School Maint. Bldg..				397	14	411
Elementary Teachers.....	49,153	3,110	52,263	55,773	3,127	58,900
Elementary Maint. Bldg..	9,718	642	10,360	10,514	942	11,456
New Building.....	22,812	602	23,414	24,650	651	25,301
School Bonds.....	562	942	1,504	497	884	1,381
<b>Total Schools.....</b>	<b>\$ 82,905</b>	<b>\$ 6,405</b>	<b>\$ 89,310</b>	<b>\$ 96,496</b>	<b>\$ 6,989</b>	<b>\$ 103,485</b>
Municipal General.....	\$.....	\$ 2,634	\$ 2,634	\$.....	\$ 2,252	\$ 2,252
<b>Total Municipal.....</b>	<b>\$.....</b>	<b>\$ 2,634</b>	<b>\$ 2,634</b>	<b>\$.....</b>	<b>\$ 2,252</b>	<b>\$ 2,252</b>
<b>GRAND TOTAL.....</b>	<b>\$ 193,498</b>	<b>\$ 14,871</b>	<b>\$ 208,369</b>	<b>\$ 247,245</b>	<b>\$ 16,385</b>	<b>\$ 263,630</b>
Total Average Rate of Levy on Each \$100.....	\$ 1.575	\$ 1.912	\$ 1.595	\$ 1.64	\$ 1.949	\$ 1.656
For All Purposes						
On Real Estate.....	\$ 107,711	\$ 6,938	\$ 114,649	\$ 122,309	\$ 7,400	\$ 129,709
On Personal Property.....	59,206	6,457	65,663	92,033	7,444	99,477
On Public Utility Property	26,581	1,476	28,057	32,903	1,541	34,444
<b>Total.....</b>	<b>\$ 193,498</b>	<b>\$ 14,871</b>	<b>\$ 208,369</b>	<b>\$ 247,245</b>	<b>\$ 16,385</b>	<b>\$ 263,630</b>

**GRANT COUNTY—Table No. 1**  
**GRANT DISTRICT**

CLASS OF PROPERTY	1920	1921	1920	1921
	Assessed Value	Assessed Value	Taxes Levied	Taxes Levied
Real Estate .....	\$ 841,490	\$ 851,900	\$ 12,622	\$ 12,183
Personal Property .....	565,185	606,072	8,478	8,667
Public Utility Property .....	2,653	1,972	40	28
<b>Total .....</b>	<b>\$ 1,409,328</b>	<b>\$ 1,459,944</b>	<b>\$ 21,140</b>	<b>\$ 20,878</b>
PURPOSES	1920	1921	1920	1921
	Levy on each \$100	Levy on each \$100	Taxes Levied	Taxes Levied
State .....	10 cents	10 cents	\$ 1,409	\$ 1,460
State Virginia Debt .....	10	10	1,410	1,460
<b>Total State .....</b>	<b>20 cents</b>	<b>20 cents</b>	<b>\$ 2,819</b>	<b>\$ 2,920</b>
County General .....	15 cents	23 cents	\$ 2,114	\$ 3,358
Main County Road .....	25	25	3,523	3,650
County Road and Bridge .....	5		705	
District Road .....	15	15	2,114	2,190
<b>Total County and District .....</b>	<b>60 cents</b>	<b>63 cents</b>	<b>\$ 8,456</b>	<b>\$ 9,198</b>
High School Teachers .....	cents	5 cents		\$ 730
Elementary Teachers .....	40	40	5,637	5,840
Elementary Maintenance Building .....	10	15	1,409	2,190
New Building .....	20		2,819	
<b>Total Schools .....</b>	<b>70 cents</b>	<b>60 cents</b>	<b>\$ 9,865</b>	<b>\$ 8,760</b>
<b>GRAND TOTAL .....</b>	<b>\$ 1.50</b>	<b>\$ 1.43</b>	<b>\$ 21,140</b>	<b>\$ 20,878</b>

**GRANT COUNTY—Table No. 2**  
**MILROY DISTRICT—(Outside of Petersburg Ind. Dist.)**

CLASS OF PROPERTY	1920	1921	1920	1921
	Assessed Value	Assessed Value	Taxes Levied	Taxes Levied
Real Estate .....	\$ 719,840	\$ 688,980	\$ 11,010	\$ 11,506
Personal Property .....	632,011	512,115	9,670	8,552
Public Utility Property .....	49,185	19,231	752	321
<b>Total .....</b>	<b>\$ 1,400,836</b>	<b>\$ 1,220,326</b>	<b>\$ 21,432</b>	<b>\$ 20,379</b>
PURPOSES	1920	1921	1920	1921
	Levy on each \$100	Levy on each \$100	Taxes Levied	Taxes Levied
State .....	10 cents	10 cents	\$ 1,401	\$ 1,220
State Virginia Debt .....	10	10	1,401	1,220
<b>Total State .....</b>	<b>20 cents</b>	<b>20 cents</b>	<b>\$ 2,802</b>	<b>\$ 2,440</b>
County General .....	15 cents	23 cents	\$ 2,101	\$ 2,807
Main County Road .....	25	25	3,502	3,051
County Road and Bridge .....	5		701	
District Road .....	15	15	2,101	1,830
District Railroad Bonds .....	5	5	700	610
<b>Total County and District .....</b>	<b>65 cents</b>	<b>68 cents</b>	<b>\$ 9,105</b>	<b>\$ 8,298</b>
High School Teachers .....	cents	4 cents		\$ 488
Elementary Teachers .....	40	40	5,603	4,881
Elementary Maintenance Building .....	10	15	1,400	1,831
New Building .....	18	20	2,522	2,441
<b>Total Schools .....</b>	<b>68 cents</b>	<b>79 cents</b>	<b>\$ 9,525</b>	<b>\$ 9,641</b>
<b>GRAND TOTAL .....</b>	<b>\$ 1.53</b>	<b>\$ 1.67</b>	<b>\$ 21,432</b>	<b>\$ 20,379</b>

Milroy District complete includes Tables 2, 4, 6 and 7.

**GRANT COUNTY—Table No. 3**  
**UNION DISTRICT—(Outside of Bayard Municipality)**

CLASS OF PROPERTY	1920	1921	1920	1921
	Assessed Value	Assessed Value	Taxes Levied	Taxes Levied
Real Estate.....	\$ 1,888,053	\$ 2,001,240	\$ 26,433	\$ 35,622
Personal Property.....	750,611	822,614	10,508	14,643
Public Utility Property.....	476,717	448,845	6,674	7,989
<b>Total.....</b>	<b>\$ 3,115,381</b>	<b>\$ 3,272,699</b>	<b>\$ 43,615</b>	<b>\$ 58,254</b>
PURPOSES	1920	1921	1920	1921
	Levy on each \$100	Levy on each \$100	Taxes Levied	Taxes Levied
State.....	10 cents	10 cents	\$ 3,115	\$ 3,273
State Virginia Debt.....	10	10	3,116	3,273
<b>Total State.....</b>	<b>20 cents</b>	<b>20 cents</b>	<b>\$ 6,231</b>	<b>\$ 6,546</b>
County, General.....	15 cents	23 cents	\$ 4,673	\$ 7,527
Main County Road.....	25	25	7,788	8,182
County Road and Bridge.....	5		1,558	
District Road.....	15	15	4,673	4,909
<b>Total County and District.....</b>	<b>60 cents</b>	<b>63 cents</b>	<b>\$ 18,692</b>	<b>\$ 20,618</b>
High School Teachers.....	cents	02½ cts		\$ 818
High School Maintenance Building.....		00½		163
Elementary Teachers.....	40	40	12,461	13,091
Elementary Maintenance Building.....	10	12	3,115	3,927
New Building.....	10	40	3,116	13,091
<b>Total Schools.....</b>	<b>60 cents</b>	<b>95 cents</b>	<b>\$ 18,692</b>	<b>\$ 31,090</b>
<b>GRAND TOTAL.....</b>	<b>\$ 1.40</b>	<b>\$ 1.78</b>	<b>\$ 43,615</b>	<b>\$ 58,254</b>

Union District complete includes Tables 3 and 5.

**GRANT COUNTY—Table No. 4**  
**PETERSBURG IND. DISTRICT, MILROY DISTRICT—(Outside of Petersburg Municipality)**

CLASS OF PROPERTY	1920	1921	1920	1921
	Assessed Value	Assessed Value	Taxes Levied	Taxes Levied
Real Estate.....	\$ 97,315	\$ 95,835	\$ 1,722	\$ 1,878
Personal Property.....	35,431	52,035	627	1,020
Public Utility Property.....				
<b>Total.....</b>	<b>\$ 132,746</b>	<b>\$ 147,870</b>	<b>\$ 2,349</b>	<b>\$ 2,898</b>
PURPOSES	1920	1921	1920	1921
	Levy on each \$100	Levy on each \$100	Taxes Levied	Taxes Levied
State.....	10 cents	10 cents	\$ 133	\$ 148
State Virginia Debt.....	10	10	132	148
<b>Total State.....</b>	<b>20 cents</b>	<b>20 cents</b>	<b>\$ 265</b>	<b>\$ 296</b>
County, General.....	15 cents	23 cents	\$ 199	\$ 340
Main County Road.....	25	25	332	369
County Road and Bridge.....	5		66	
District Road.....	15	15	199	222
District Railroad Bonds.....	5	5	67	74
<b>Total County and District.....</b>	<b>65 cents</b>	<b>68 cents</b>	<b>\$ 863</b>	<b>\$ 1,005</b>
High School Teachers.....	15 cents	20 cents	\$ 199	\$ 296
High School Maintenance Building.....	5	4	66	59
Elementary Teachers.....	40	40	531	591
Elementary Maintenance Building.....	10	9	132	133
New Building.....	10	15	133	222
School Bonds.....	12	20	159	296
<b>Total Schools.....</b>	<b>92 cents</b>	<b>\$ 1.08</b>	<b>\$ 1,221</b>	<b>\$ 1,597</b>
<b>GRAND TOTAL.....</b>	<b>\$ 1.77</b>	<b>\$ 1.96</b>	<b>\$ 2,349</b>	<b>\$ 2,898</b>

Petersburg Independent District complete includes Tables 4 and 6.

**GRANT COUNTY—Table No. 5  
BAYARD MUNICIPALITY, UNION DISTRICT**

CLASS OF PROPERTY	1920 Assessed Value	1921 Assessed Value	1920 Taxes Levied	1921 Taxes Levied
Real Estate.....	\$ 112,690	\$ 231,400	\$ 1,803	\$ 4,582
Personal Property.....	107,843	201,935	1,736	3,998
Public Utility Property.....	36,321	35,008	581	693
<b>Total.....</b>	<b>\$ 256,854</b>	<b>\$ 468,343</b>	<b>\$ 4,110</b>	<b>\$ 9, 73</b>
PURPOSES	1920 Levy on each \$100	1921 Levy on each \$100	1920 Taxes Levied	1921 Taxes Levied
State.....	10 cents	10 cents	\$ 257	\$ 468
State Virginia Debt.....	10	10	257	468
<b>Total State.....</b>	<b>20 cents</b>	<b>20 cents</b>	<b>\$ 514</b>	<b>\$ 936</b>
County, General.....	15 cents	23 cents	\$ 385	\$ 1,077
Main County Road.....	25	25	642	1,171
County Road and Bridge.....	5		129	
<b>Total County and District.....</b>	<b>45 cents</b>	<b>48 cents</b>	<b>\$ 1,156</b>	<b>\$ 2,248</b>
High School Teachers.....	cents	02½ cts	\$.....	\$ 117
High School Maintenance Building.....		00½		23
Elementary Teachers.....	40	40	1,027	1,873
Elementary Maintenance Building.....	10	12	257	562
New Building.....	10	40	257	1,874
<b>Total Schools.....</b>	<b>60 cents</b>	<b>95 cents</b>	<b>\$ 1,541</b>	<b>\$ 4,449</b>
Municipal General.....	35 cents	35 cents	\$ 899	\$ 1,640
<b>Total Municipal.....</b>	<b>35 cents</b>	<b>35 cents</b>	<b>\$ 899</b>	<b>\$ 1,640</b>
<b>GRAND TOTAL.....</b>	<b>\$ 1 60</b>	<b>\$ 1 98</b>	<b>\$ 4,110</b>	<b>\$ 9,273</b>

**GRANT COUNTY—Table No. 6  
PETERSBURG MUNICIPALITY, PETERSBURG IND. DISTRICT,  
MILROY DISTRICT**

CLASS OF PROPERTY	1920 Assessed Value	1921 Assessed Value	1920 Taxes Levied	1921 Taxes Levied
Real Estate.....	\$ 303,340	\$ 315,590	\$ 6,810	\$ 7,937
Personal Property.....	520,097	628,390	11,676	15,804
Public Utility Property.....	3,390	35,217	76	885
<b>Total.....</b>	<b>\$ 826,827</b>	<b>\$ 979,197</b>	<b>\$ 18,562</b>	<b>\$ 24,626</b>
PURPOSES	1920 Levy on each \$100	1921 Levy on each \$100	1920 Taxes Levied	1921 Taxes Levied
State.....	10 cents	10 cents	\$ 827	\$ 979
State Virginia Debt.....	10	10	827	979
<b>Total State.....</b>	<b>20 cents</b>	<b>20 cents</b>	<b>\$ 1,654</b>	<b>\$ 1,958</b>
County, General.....	15 cents	23 cents	\$ 1,240	\$ 2,252
Main County Road.....	25	25	2,067	2,448
County Road and Bridge.....	5		413	
District Railroad Bonds.....	5	5	414	490
<b>Total County and District.....</b>	<b>50 cents</b>	<b>53 cents</b>	<b>\$ 4,134</b>	<b>\$ 5,190</b>
High School Teachers.....	15 cents	20 cents	\$ 1,240	\$ 1,958
High School Maintenance Building.....	5	4	413	392
Elementary Teachers.....	40	40	3,307	3,917
Elementary Maintenance Building.....	10	9	827	881
New Building.....	10	15	827	1,469
School Bonds.....	12	20	992	1,958
<b>Total Schools.....</b>	<b>92 cents</b>	<b>\$ 1 08</b>	<b>\$ 7,606</b>	<b>\$ 10,575</b>
Municipal General.....	50 cents	50 cents	\$ 4,134	\$ 4,896
Municipal Bonds.....	12½	20½	1,034	2,007
<b>Total Municipal.....</b>	<b>62½ cts</b>	<b>70½ cts</b>	<b>\$ 5,168</b>	<b>\$ 6,903</b>
<b>GRAND TOTAL.....</b>	<b>\$ 2 24½</b>	<b>\$ 2 51½</b>	<b>\$ 18,562</b>	<b>\$ 24,626</b>

Petersburg Municipality complete includes Tables 6 and 7.



**GRANT COUNTY—Table No. 7**  
**PETERSBURG MUNICIPALITY, MILROY DISTRICT**

CLASS OF PROPERTY	1920 Assessed Value	1921 Assessed Value	1920 Taxes Levied	1921 Taxes Levied
Real Estate.....	\$.....	\$ 44,490	\$.....	\$ 690
Personal Property.....	.....	107,010	.....	2,380
Public Utility Property.....	.....	.....	.....	.....
Total.....	\$.....	\$ 151,500	\$.....	\$ 3,370
PURPOSES	1920 Levy on each \$100	1921 Levy on each \$100	1920 Taxes Levied	1921 Taxes Levied
State.....	..... cents	10 cents	\$.....	\$ 151
State Virginia Debt.....	.....	10	.....	151
Total State.....	\$.....	20 cents	\$.....	\$ 302
County, General.....	\$.....	23 cents	\$.....	\$ 348
Main County Road.....	.....	25	.....	379
District Railroad Bonds.....	.....	5	.....	76
Total County and District.....	\$.....	53 cents	\$.....	\$ 803
High School Teachers.....	\$.....	4 cents	\$.....	\$ 61
Elementary Teachers.....	.....	40	.....	606
Elementary Maintenance Building.....	.....	15	.....	227
New Building.....	.....	20	.....	303
Total Schools.....	\$.....	79 cents	\$.....	\$ 1,197
Municipal General.....	\$.....	50 cents	\$.....	\$ 758
Municipal Bonds.....	.....	20½	.....	310
Total Municipal.....	\$.....	70½ cts	\$.....	\$ 1,068
GRAND TOTAL.....	\$.....	\$ 2,22½	\$.....	\$ 3,370

Petersburg Municipality complete includes Tables 6 and 7.

## RECAPITULATION OF GRANT COUNTY

## ASSESSED VALUE

Class of Property	1920			1921		
	Districts	Municipalities	Total	Districts	Municipalities	Total
Real Estate.....	\$ 3,546,498	\$ 416,030	\$ 3,962,528	\$ 3,637,955	\$ 591,480	\$ 4,229,435
Personal Property.....	1,983,233	627,910	2,611,178	1,992,836	937,335	2,930,171
Public Utility Property....	528,555	39,711	568,266	470,048	70,220	540,273
<b>Total.....</b>	<b>\$ 6,058,291</b>	<b>\$ 1,033,681</b>	<b>\$ 7,141,972</b>	<b>\$ 6,100,839</b>	<b>\$ 1,599,040</b>	<b>\$ 7,699,879</b>

## TAXES LEVIED

Purposes	1920			1921		
	Districts	Municipalities	Total	Districts	Municipalities	Total
State.....	\$ 6,058	\$ 1,084	\$ 7,142	\$ 6,101	\$ 1,598	\$ 7,699
State Virginia Debt.....	6,059	1,084	7,143	6,101	1,598	7,699
<b>Total State.....</b>	<b>\$ 12,117</b>	<b>\$ 2,168</b>	<b>\$ 14,285</b>	<b>\$ 12,202</b>	<b>\$ 3,196</b>	<b>\$ 15,398</b>
County, General.....	\$ 9,087	\$ 1,625	\$ 10,712	\$ 14,032	\$ 3,677	\$ 17,709
Main County Road.....	15,145	2,709	17,854	15,252	3,998	19,250
County Road and Bridge.....	3,030	542	3,572			
District Road.....	9,087		9,087	9,151		9,151
District Railroad Bonds.....	767	414	1,181	684	566	1,250
<b>Total County and District.....</b>	<b>\$ 37,116</b>	<b>\$ 5,290</b>	<b>\$ 42,406</b>	<b>\$ 39,119</b>	<b>\$ 8,241</b>	<b>\$ 47,360</b>
High School Teachers.....	\$ 199	\$ 1,240	\$ 1,439	\$ 2,332	\$ 2,136	\$ 4,468
High School Maint. Bldg.....	66	413	479	22	415	637
Elementary Teachers.....	24,232	4,334	28,566	24,403	6,396	30,799
Elementary Maint. Bldg.....	6,057	1,084	7,141	8,081	1,670	9,751
New Building.....	8,590	1,084	9,674	15,754	3,646	19,400
School Bonds.....	159	992	1,151	296	1,958	2,254
<b>Total Schools.....</b>	<b>\$ 39,303</b>	<b>\$ 9,147</b>	<b>\$ 48,450</b>	<b>\$ 51,088</b>	<b>\$ 16,221</b>	<b>\$ 67,309</b>
Municipal General.....	\$.....	\$ 5,033	\$ 5,033	\$.....	\$ 7,294	\$ 7,294
Municipal Bonds.....		1,034	1,034		2,317	2,317
<b>Total Municipal.....</b>	<b>\$.....</b>	<b>\$ 6,067</b>	<b>\$ 6,067</b>	<b>\$.....</b>	<b>\$ 9,611</b>	<b>\$ 9,611</b>
<b>GRAND TOTAL.....</b>	<b>\$ 88,536</b>	<b>\$ 22,672</b>	<b>\$ 111,208</b>	<b>\$ 102,409</b>	<b>\$ 37,269</b>	<b>\$ 139,678</b>
<b>Total Average Rate of Levy on Each \$100.....</b>	<b>\$ 1.461</b>	<b>\$ 2.092</b>	<b>\$ 1.557</b>	<b>\$ 1.679</b>	<b>\$ 2.331</b>	<b>\$ 1.814</b>
<b>For All Purposes</b>						
On Real Estate.....	\$ 51,787	\$ 8,613	\$ 60,400	\$ 61,189	\$ 13,509	\$ 74,698
On Personal Property.....	29,283	13,402	42,685	32,882	22,182	55,064
On Public Utility Property.....	7,466	657	8,123	8,338	1,578	9,916
<b>Total.....</b>	<b>\$ 88,536</b>	<b>\$ 22,672</b>	<b>\$ 111,208</b>	<b>\$ 102,409</b>	<b>\$ 37,269</b>	<b>\$ 139,678</b>

**GREENBRIER COUNTY—Table No. 1**  
**ANTHONY'S CREEK DISTRICT**

CLASS OF PROPERTY	1920 Assessed Value	1921 Assessed Value	1920 Taxes Levied	1921 Taxes Levied
Real Estate.....	\$ 305,925	\$ 377,975	\$ 5,201	\$ 6,048
Personal Property.....	362,610	215,375	6,164	3,446
Public Utility Property.....	27,653	28,198	470	451
<b>Total.....</b>	<b>\$ 696,188</b>	<b>\$ 621,548</b>	<b>\$ 11,835</b>	<b>\$ 9,945</b>
PURPOSES	1920 Levy on each \$100	1921 Levy on each \$100	1920 Taxes Levied	1921 Taxes Levied
State.....	10 cents	10 cents	\$ 696	\$ 622
State Virginia Debt.....	10	10	696	622
<b>Total State.....</b>	<b>20 cents</b>	<b>20 cents</b>	<b>\$ 1,392</b>	<b>\$ 1,244</b>
County, General.....	30 cents	25 cents	\$ 2,089	\$ 1,554
Main County Road.....	25	25	1,740	1,554
County Road and Bridge.....	10	.....	696	.....
District Road.....	15	15	1,045	932
<b>Total County and District.....</b>	<b>80 cents</b>	<b>65 cents</b>	<b>\$ 5,570</b>	<b>\$ 4,040</b>
Elementary Teachers.....	40 cents	40 cents	\$ 2,785	\$ 2,486
Elementary Maintenance Building.....	10	15	696	932
New Building.....	20	20	1,392	1,243
<b>Total Schools.....</b>	<b>70 cents</b>	<b>75 cents</b>	<b>\$ 4,873</b>	<b>\$ 4,661</b>
<b>GRAND TOTAL.....</b>	<b>\$ 1.70</b>	<b>\$ 1.60</b>	<b>\$ 11,835</b>	<b>\$ 9,945</b>

**GREENBRIER COUNTY—Table No. 2**  
**BLUE SULPHUR DISTRICT—(Outside of Alderson Ind. District)**

CLASS OF PROPERTY	1920 Assessed Value	1921 Assessed Value	1920 Taxes Levied	1921 Taxes Levied
Real Estate.....	\$ 766,845	\$ 1,026,555	\$ 11,963	\$ 21,147
Personal Property.....	469,430	407,630	7,323	8,397
Public Utility Property.....	4,259	3,768	66	78
<b>Total.....</b>	<b>\$ 1,240,534</b>	<b>\$ 1,437,953</b>	<b>\$ 19,352</b>	<b>\$ 29,622</b>
PURPOSES	1920 Levy on each \$100	1921 Levy on each \$100	1920 Taxes Levied	1921 Taxes Levied
State.....	10 cents	10 cents	\$ 1,240	\$ 1,438
State Virginia Debt.....	10	10	1,241	1,438
<b>Total State.....</b>	<b>20 cents</b>	<b>20 cents</b>	<b>\$ 2,481</b>	<b>\$ 2,876</b>
County, General.....	30 cents	25 cents	\$ 3,722	\$ 3,595
Main County Road.....	25	25	3,101	3,595
County Road and Bridge.....	10	.....	1,240	.....
District Road.....	15	15	1,861	2,157
District Road Bonds.....	.....	45	.....	6,471
<b>Total County and District.....</b>	<b>80 cents</b>	<b>\$ 1.10</b>	<b>\$ 9,924</b>	<b>\$ 15,818</b>
High School Teachers.....	6 cents	12 cents	\$ 744	\$ 1,726
Elementary Teachers.....	40	40	4,962	5,752
Elementary Maintenance Building.....	10	12	1,241	1,725
New Building.....	.....	12	.....	1,725
<b>Total Schools.....</b>	<b>56 cents</b>	<b>76 cents</b>	<b>\$ 6,947</b>	<b>\$ 10,928</b>
<b>GRAND TOTAL.....</b>	<b>\$ 1.56</b>	<b>\$ 2.06</b>	<b>\$ 19,352</b>	<b>\$ 29,622</b>

Blue Sulphur District complete includes Tables 2, 11 and 13.

**GREENBRIER COUNTY—Table No. 3**  
**FALLING SPRINGS DISTRICT—(Outside of Falling Springs Municipality)**

CLASS OF PROPERTY	1920	1921	1920	1921
	Assessed Value	Assessed Value	Taxes Levied	Taxes Levied
Real Estate.....	\$ 1,122,080	\$ 1,424,600	\$ 20,646	\$ 27,210
Personal Property.....	443,375	392,265	8,158	7,492
Public Utility Property.....	220,123	216,658	4,051	4,138
<b>Total.....</b>	<b>\$ 1,785,578</b>	<b>\$ 2,033,523</b>	<b>\$ 32,855</b>	<b>\$ 38,840</b>
PURPOSES	1920	1921	1920	1921
	Levy on each \$100	Levy on each \$100	Taxes Levied	Taxes Levied
State.....	10 cents	10 cents	\$ 1,785	\$ 2,033
State Virginia Debt.....	10	10	1,786	2,033
<b>Total State.....</b>	<b>20 cents</b>	<b>20 cents</b>	<b>\$ 3,571</b>	<b>\$ 4,066</b>
County, General.....	30 cents	25 cents	\$ 5,357	\$ 5,084
Main County Road.....	25	25	4,464	5,084
County Road and Bridge.....	10	.....	1,786	.....
District Road.....	15	15	2,678	3,050
<b>Total County and District.....</b>	<b>80 cents</b>	<b>65 cents</b>	<b>\$ 14,285</b>	<b>\$ 13,218</b>
High School Teachers.....	9 cents	14 cents	\$ 1,607	\$ 2,847
High School Maintenance Building.....	7	2	1,250	407
Elementary Teachers.....	40	40	7,142	8,134
Elementary Maintenance Building.....	10	15	1,786	3,050
New Building.....	3	20	536	4,067
School Bonds.....	15	15	2,678	3,051
<b>Total Schools.....</b>	<b>84 cents</b>	<b>\$ 1.06</b>	<b>\$ 14,999</b>	<b>\$ 21,556</b>
<b>GRAND TOTAL.....</b>	<b>\$ 1.84</b>	<b>\$ 1.91</b>	<b>\$ 32,855</b>	<b>\$ 38,840</b>

Falling Springs District complete includes Tables 3 and 14.

**GREENBRIER COUNTY—Table No. 4**  
**FORT SPRINGS DISTRICT—(Outside of Ronceverte Municipality)**

CLASS OF PROPERTY	1920	1921	1920	1921
	Assessed Value	Assessed Value	Taxes Levied	Taxes Levied
Real Estate.....	\$ 576,890	\$ 775,140	\$ 15,691	\$ 19,766
Personal Property.....	229,195	171,475	6,234	4,373
Public Utility Property.....	446,620	445,261	12,148	11,354
<b>Total.....</b>	<b>\$ 1,252,705</b>	<b>\$ 1,391,876</b>	<b>\$ 34,073</b>	<b>\$ 35,493</b>
PURPOSES	1920	1921	1920	1921
	Levy on each \$100	Levy on each \$100	Taxes Levied	Taxes Levied
State.....	10 cents	10 cents	\$ 1,252	\$ 1,392
State Virginia Debt.....	10	10	1,253	1,392
<b>Total State.....</b>	<b>20 cents</b>	<b>20 cents</b>	<b>\$ 2,505</b>	<b>\$ 2,784</b>
County, General.....	30 cents	25 cents	\$ 3,758	\$ 3,480
Main County Road.....	25	25	3,132	3,479
County Road and Bridge.....	10	.....	1,252	.....
District Road.....	15	15	1,879	2,088
District Road Bonds.....	30	25	3,758	3,480
<b>Total County and District.....</b>	<b>\$ 1.10</b>	<b>90 cents</b>	<b>\$ 13,779</b>	<b>\$ 12,527</b>
High School Teachers.....	44 cents	50 cents	\$ 5,512	\$ 6,959
High School Maintenance Building.....	8	.....	1,002	.....
Elementary Teachers.....	40	40	5,011	5,568
Elementary Maintenance Building.....	10	15	1,253	2,088
New Building.....	30	30	3,758	4,175
School Bonds.....	10	10	1,253	1,392
<b>Total Schools.....</b>	<b>\$ 1.42</b>	<b>\$ 1.45</b>	<b>\$ 17,789</b>	<b>\$ 20,182</b>
<b>GRAND TOTAL.....</b>	<b>\$ 2.72</b>	<b>\$ 2.55</b>	<b>\$ 34,073</b>	<b>\$ 35,493</b>

Fort Springs District complete includes Tables 4 and 18.

## GREENBRIER COUNTY—Table No. 5

## FRANKFORD DISTRICT—(Outside Frankford Municipality)

CLASS OF PROPERTY	1920	1921	1920-	1921
	Assessed Value	Assessed Value	Taxes Levied	Taxes Levied
Real Estate.....	\$ 676,415	\$ 944,930	\$ 15,625	\$ 19,182
Personal Property.....	433,775	416,520	10,020	8,455
Public Utility Property.....	195,485	193,151	4,516	3,921
<b>Total.....</b>	<b>\$ 1,305,675</b>	<b>\$ 1,554,601</b>	<b>\$ 30,161</b>	<b>\$ 31,558</b>
PURPOSES	1920	1921	1920	1921
	Levy on each \$100	Levy on each \$100	Taxes Levied	Taxes Levied
State.....	10 cents	10 cents	\$ 1,305	\$ 1,555
State Virginia Debt.....	10	10	1,306	1,555
<b>Total State.....</b>	<b>20 cents</b>	<b>20 cents</b>	<b>\$ 2,611</b>	<b>\$ 3,110</b>
Countv. General.....	30 cents	25 cents	\$ 3,917	\$ 3,886
Main County Road.....	25	25	3,264	3,887
County Road and Bridge.....	10		1,305	
District Road.....	15	15	1,959	2,332
District Road Bonds.....	30	25	3,917	3,886
<b>Total County and District.....</b>	<b>\$ 1 10</b>	<b>90 cents</b>	<b>\$ 14,362</b>	<b>\$ 13,991</b>
High School Teachers.....	7 cents	18 cents	\$ 914	\$ 2,798
High School Maintenance Building.....	3	3	392	466
Elementary Teachers.....	40	40	5,223	6,218
Elementary Maintenance Building.....	10	15	1,306	2,332
New Building.....	20		2,611	
School Bonds.....	21	17	2,742	2,643
<b>Total Schools.....</b>	<b>\$ 1 01</b>	<b>93 cents</b>	<b>\$ 13,188</b>	<b>\$ 14,457</b>
<b>GRAND TOTAL.....</b>	<b>\$ 2 31</b>	<b>\$ 2 03</b>	<b>\$ 30,161</b>	<b>\$ 31,558</b>

Frankford District complete includes Tables 5 and 15.

## GREENBRIER COUNTY—Table No. 6

## IRISH CORNER DISTRICT

CLASS OF PROPERTY	1920	1921	1920	1921
	Assessed Value	Assessed Value	Taxes Levied	Taxes Levied
Real Estate.....	\$ 515,880	\$ 707,540	\$ 8,770	\$ 10,543
Personal Property.....	293,945	247,315	4,997	3,685
Public Utility Property.....	808,021	801,286	13,736	11,939
<b>Total.....</b>	<b>\$ 1,617,846</b>	<b>\$ 1,756,141</b>	<b>\$ 27,503</b>	<b>\$ 26,167</b>
PURPOSES	1920	1921	1920	1921
	Levy on each \$100	Levy on each \$100	Taxes Levied	Taxes Levied
State.....	10 cents	10 cents	\$ 1,617	\$ 1,756
State Virginia Debt.....	10	10	1,618	1,756
<b>Total State.....</b>	<b>20 cents</b>	<b>20 cents</b>	<b>\$ 3,235</b>	<b>\$ 3,512</b>
County, General.....	30 cents	25 cents	\$ 4,854	\$ 4,390
Main County Road.....	25	25	4,045	4,391
County Road and Bridge.....	10		1,617	
District Road.....	15	15	2,427	2,634
<b>Total County and District.....</b>	<b>80 cents</b>	<b>65 cents</b>	<b>\$ 12,943</b>	<b>\$ 11,415</b>
High School Teachers.....	10 cents	10 cents	\$ 1,618	\$ 1,756
Elementary Teachers.....	40	40	6,471	7,025
Elementary Maintenance Building.....	10	9	1,618	1,581
New Building.....	10	5	1,618	878
<b>Total Schools.....</b>	<b>70 cents</b>	<b>64 cents</b>	<b>\$ 11,325</b>	<b>\$ 11,240</b>
<b>GRAND TOTAL.....</b>	<b>\$ 1 70</b>	<b>\$ 1 49</b>	<b>\$ 27,503</b>	<b>\$ 26,167</b>

**GREENBRIER COUNTY—Table No. 7**  
**LEWISBURG DISTRICT—(Outside Lewisburg Independent District)**

CLASS OF PROPERTY	1920 Assessed Value	1921 Assessed Value	1920 Taxes Levied	1921 Taxes Levied
Real Estate.....	\$ 982,885	\$ 1,390,815	\$ 22,213	\$ 26,147
Personal Property.....	405,805	333,525	9,171	6,270
Public Utility Property.....	276,413	265,108	6,247	4,984
<b>Total.....</b>	<b>\$ 1,665,103</b>	<b>\$ 1,989,448</b>	<b>\$ 37,631</b>	<b>\$ 37,401</b>
PURPOSES	1920 Levy on each \$100	1921 Levy on each \$100	1920 Taxes Levied	1921 Taxes Levied
State.....	10 cents	10 cents	\$ 1,665	\$ 1,989
State Virginia Debt.....	10	10	1,665	1,989
<b>Total State.....</b>	<b>20 cents</b>	<b>20 cents</b>	<b>\$ 3,330</b>	<b>\$ 3,978</b>
County, General.....	30 cents	25 cents	\$ 4,995	\$ 4,974
Main County Road.....	25	25	4,163	4,974
County Road and Bridge.....	10		1,665	
District Road.....	15	15	2,498	2,984
District Road Bonds.....	40	35	6,660	6,963
<b>Total County and District.....</b>	<b>\$ 1.20</b>	<b>\$ 1.00</b>	<b>\$ 19,981</b>	<b>\$ 19,895</b>
High School Teachers.....	10 cents	10 cents	\$ 1,665	\$ 1,989
High School Maintenance Building.....	5		833	
Elementary Teachers.....	40	40	6,660	7,958
Elementary Maintenance Building.....	11	10	1,832	1,990
New Building.....	20	8	3,330	1,591
<b>Total Schools.....</b>	<b>86 cents</b>	<b>68 cents</b>	<b>\$ 14,320</b>	<b>\$ 13,528</b>
<b>GRAND TOTAL.....</b>	<b>\$ 2.26</b>	<b>\$ 1.88</b>	<b>\$ 37,631</b>	<b>\$ 37,401</b>

Lewisburg District complete includes Tables 7, 12 and 16.

**GREENBRIER COUNTY—Table No. 8**  
**MEADOW BLUFF DISTRICT—(Outside Rainelle Municipality)**

CLASS OF PROPERTY	1920 Assessed Value	1921 Assessed Value	1920 Taxes Levied	1921 Taxes Levied
Real Estate.....	\$ 1,839,300	\$ 2,533,080	\$ 36,418	\$ 48,129
Personal Property.....	541,815	526,325	10,728	10,000
Public Utility Property.....	96,201	98,341	1,904	1,868
<b>Total.....</b>	<b>\$ 2,477,316</b>	<b>\$ 3,157,746</b>	<b>\$ 49,050</b>	<b>\$ 59,997</b>
PURPOSES	1920 Levy on each \$100	1921 Levy on each \$100	1920 Taxes Levied	1921 Taxes Levied
State.....	10 cents	10 cents	\$ 2,477	\$ 3,158
State Virginia Debt.....	10	10	2,478	3,158
<b>Total State.....</b>	<b>20 cents</b>	<b>20 cents</b>	<b>\$ 4,955</b>	<b>\$ 6,316</b>
County, General.....	30 cents	25 cents	\$ 7,432	\$ 7,894
Main County Road.....	25	25	6,193	7,894
County Road and Bridge.....	10		2,477	
District Road.....	15	15	3,716	4,737
District Road Bonds.....	45	35	11,148	11,052
<b>Total County and District.....</b>	<b>\$ 1.25</b>	<b>\$ 1.00</b>	<b>\$ 30,966</b>	<b>\$ 31,577</b>
High School Teachers.....	3 cents	3 cents	\$ 743	\$ 947
Elementary Teachers.....	40	40	9,909	12,631
Elementary Maintenance Building.....	10	7	2,477	2,210
New Building.....		20		6,316
<b>Total Schools.....</b>	<b>53 cents</b>	<b>70 cents</b>	<b>\$ 13,129</b>	<b>\$ 22,104</b>
<b>GRAND TOTAL.....</b>	<b>\$ 1.98</b>	<b>\$ 1.90</b>	<b>\$ 49,050</b>	<b>\$ 59,997</b>

Meadow Bluff District complete includes Tables 8 and 17.

**GREENBRIER COUNTY—Table No. 9**  
**WHITE SULPHUR DISTRICT—(Outside White Sulphur Municipality)**

CLASS OF PROPERTY	1920	1921	1920	1921
	Assessed Value	Assessed Value	Taxes Levied	Taxes Levied
Real Estate.....	\$ 969,640	\$ 1,225,235	\$ 23,271	\$ 28,548
Personal Property.....	290,655	248,845	6,976	5,798
Public Utility Property.....	801,132	798,291	19,227	18,600
<b>Total.....</b>	<b>\$ 2,061,427</b>	<b>\$ 2,272,371</b>	<b>\$ 49,474</b>	<b>\$ 52,946</b>
PURPOSES	1920	1921	1920	1921
	Levy on each \$100	Levy on each \$100	Taxes Levied	Taxes Levied
State.....	10 cents	10 cents	\$ 2,061	\$ 2,272
State Virginia Debt.....	10	10	2,062	2,272
<b>Total State.....</b>	<b>20 cents</b>	<b>20 cents</b>	<b>\$ 4,123</b>	<b>\$ 4,544</b>
County, General.....	30 cents	25 cents	\$ 6,184	\$ 5,681
Main County Road.....	25	25	5,154	5,681
County Road and Bridge.....	10		2,061	
District Road.....	15	15	3,092	3,409
District Road Bonds.....	35	25	7,215	5,681
<b>Total County and District.....</b>	<b>\$ 1 15</b>	<b>90 cents</b>	<b>\$ 23,706</b>	<b>\$ 20,452</b>
High School Teachers.....	20 cents	25 cents	\$ 4,123	\$ 5,681
High School Maintenance Building.....		30		6,817
Elementary Teachers.....	40	23	8,246	5,226
Elementary Maintenance Building.....	10	15	2,061	3,409
New Building.....	20	25	4,123	5,681
School Bonds.....	15	5	3,092	1,136
<b>Total Schools.....</b>	<b>\$ 1 05</b>	<b>\$ 1 23</b>	<b>\$ 21,645</b>	<b>\$ 27,950</b>
<b>GRAND TOTAL.....</b>	<b>\$ 2 40</b>	<b>\$ 2 33</b>	<b>\$ 49,474</b>	<b>\$ 52,946</b>

White Sulphur District complete includes Tables 9 and 19.

**GREENBRIER COUNTY—Table No. 10**  
**WILLIAMSBURG DISTRICT—(Outside of Williamsburg Municipality)**

CLASS OF PROPERTY	1920	1921	1920	1921
	Assessed Value	Assessed Value	Taxes Levied	Taxes Levied
Real Estate.....	\$ 1,501,970	\$ 2,130,310	\$ 26,284	\$ 35,363
Personal Property.....	404,035	396,750	7,071	6,586
Public Utility Property.....	1,597	1,779	28	30
<b>Total.....</b>	<b>\$ 1,907,602</b>	<b>\$ 2,528,839</b>	<b>\$ 33,383</b>	<b>\$ 41,979</b>
PURPOSES	1920	1921	1920	1921
	Levy on each \$100	Levy on each \$100	Taxes Levied	Taxes Levied
State.....	10 cents	10 cents	\$ 1,908	\$ 2,529
State Virginia Debt.....	10	10	1,907	2,529
<b>Total State.....</b>	<b>20 cents</b>	<b>20 cents</b>	<b>\$ 3,815</b>	<b>\$ 5,058</b>
County, General.....	30 cents	25 cents	\$ 5,723	\$ 6,322
Main County Road.....	25	25	4,769	6,322
County Road and Bridge.....	10		1,908	
District Road.....	15	15	2,861	3,793
<b>Total County and District.....</b>	<b>80 cents</b>	<b>65 cents</b>	<b>\$ 15,261</b>	<b>\$ 16,437</b>
High School Teachers.....	16 cents	19 cents	\$ 3,052	\$ 4,805
High School Maintenance Building.....	4	2	763	506
Elementary Teachers.....	40	40	7,630	10,115
Elementary Maintenance Building.....	10	12	1,908	3,035
New Building.....	5	8	954	2,023
<b>Total Schools.....</b>	<b>75 cents</b>	<b>81 cents</b>	<b>\$ 14,307</b>	<b>\$ 20,484</b>
<b>GRAND TOTAL.....</b>	<b>\$ 1 75</b>	<b>\$ 1 66</b>	<b>\$ 33,383</b>	<b>\$ 41,979</b>

Williamsburg District complete includes Tables 10 and 20.

**GREENBRIER COUNTY—Table No. 11**  
**ALDERSON IND. DISTRICT, BLUE SULPHUR DISTRICT—(Outside of**  
**Municipality of Alderson and exclusive of Alderson Ind. District in Monroe**  
**County)**

CLASS OF PROPERTY	1920	1921	1920	1921
	Assessed Value	Assessed Value	Taxes Levied	Taxes Levied
Real Estate.....	\$ 84,365	\$ 117,010	\$ 1,848	\$ 2,867
Personal Property.....	49,985	54,570	1,094	1,337
Public Utility Property.....				
<b>Total.....</b>	<b>\$ 134,350</b>	<b>\$ 171,580</b>	<b>\$ 2,942</b>	<b>\$ 4,204</b>
PURPOSES	1920	1921	1920	1921
	Levy on each \$100	Levy on each \$100	Taxes Levied	Taxes Levied
State.....	10 cents	10 cents	\$ 134	\$ 172
State Virginia Debt.....	10	10	134	172
<b>Total State.....</b>	<b>20 cents</b>	<b>20 cents</b>	<b>\$ 268</b>	<b>\$ 344</b>
County, General.....	30 cents	25 cents	\$ 403	\$ 429
Main County Road.....	25	25	336	429
County Road and Bridge.....	10		134	
District Road.....	15	15	202	257
District Road Bonds.....		45		772
<b>Total County and District.....</b>	<b>80 cents</b>	<b>\$ 1.10</b>	<b>\$ 1,075</b>	<b>\$ 1,887</b>
High School Teachers.....	32 cents	37 cents	\$ 430	\$ 635
High School Maintenance Building.....	10	10	134	172
Elementary Teachers.....	40	40	538	686
Elementary Maintenance Building.....	10	10	134	171
New Building.....	20	12	269	206
School Bonds.....	7	6	94	103
<b>Total Schools.....</b>	<b>\$ 1.19</b>	<b>\$ 1.15</b>	<b>\$ 1,599</b>	<b>\$ 1,973</b>
<b>GRAND TOTAL.....</b>	<b>\$ 2.19</b>	<b>\$ 2.45</b>	<b>\$ 2,942</b>	<b>\$ 4,204</b>

Alderson Independent District complete includes Tables 11 and 13 herein and Tables 7 and 8 of Monroe County  
**GREENBRIER COUNTY—Table No. 12**  
**LEWISBURG IND. DISTRICT, LEWISBURG DISTRICT—(Outside Lewis-**  
**burg Municipality)**

CLASS OF PROPERTY	1920	1921	1920	1921
	Assessed Value	Assessed Value	Taxes Levied	Taxes Levied
Real Estate.....	\$ 321,540	\$ 416,855	\$ 7,331	\$ 9,046
Personal Property.....	155,390	153,695	3,543	3,335
Public Utility Property.....				
<b>Total.....</b>	<b>\$ 476,930</b>	<b>\$ 570,550</b>	<b>\$ 10,874</b>	<b>\$ 12,381</b>
PURPOSES	1920	1921	1920	1921
	Levy on each \$100	Levy on each \$100	Taxes Levied	Taxes Levied
State.....	10 cents	10 cents	\$ 477	\$ 571
State Virginia Debt.....	10	10	477	571
<b>Total State.....</b>	<b>20 cents</b>	<b>20 cents</b>	<b>\$ 954</b>	<b>\$ 1,142</b>
County, General.....	30 cents	25 cents	\$ 1,431	\$ 1,426
Main County Road.....	25	25	1,192	1,426
County Road and Bridge.....	10		477	
District Road.....	15	15	715	856
District Road Bonds.....	40	35	1,908	1,997
<b>Total County and District.....</b>	<b>\$ 1.20</b>	<b>\$ 1.00</b>	<b>\$ 5,723</b>	<b>\$ 5,705</b>
High School Teachers.....	10 cents	23 cents	\$ 477	\$ 1,312
High School Maintenance Building.....	10		477	
Elementary Teachers.....	33	39	1,574	2,225
Elementary Maintenance Building.....	15	3	715	171
New Building.....	20	10	954	571
School Bonds.....		22		1,255
<b>Total Schools.....</b>	<b>88 cents</b>	<b>97 cents</b>	<b>\$ 4,197</b>	<b>\$ 5,534</b>
<b>GRAND TOTAL.....</b>	<b>\$ 2.28</b>	<b>\$ 2.17</b>	<b>\$ 10,874</b>	<b>\$ 12,381</b>

Lewisburg Independent District complete includes Tables 12 and 16.



**GREENBRIER COUNTY—Table No. 13**  
**ALDERSON MUNICIPALITY, ALDERSON IND. DISTRICT, BLUE**  
**SULPHUR DISTRICT—(Exclusive of Alderson in Monroe County)**

CLASS OF PROPERTY	1920	1921	1920	1921
	Assessed Value	Assessed Value	Taxes Levied	Taxes Levied
Real Estate.....	\$ 324,205	\$ 450,230	\$ 8,235	\$ 12,606
Personal Property.....	183,135	205,740	4,651	5,761
Public Utility Property.....	6,261	11,118	159	311
<b>Total.....</b>	<b>\$ 513,601</b>	<b>\$ 667,088</b>	<b>\$ 13,045</b>	<b>18,678</b>
PURPOSES	1920	1921	1920	1921
	Levy on each \$100	Levy on each \$100	Taxes Levied	Taxes Levied
State.....	10 cents	10 cents	\$ 514	\$ 667
State Virginia Debt.....	10	10	513	667
<b>Total State.....</b>	<b>20 cents</b>	<b>20 cents</b>	<b>\$ 1,027</b>	<b>\$ 1,334</b>
County, General.....	30 cents	25 cents	\$ 1,541	\$ 1,667
Main County Road.....	25	25	1,284	1,668
County Road and Brdge.....	10		513	
District Road Bonds.....		45		3,002
<b>Total County and District.....</b>	<b>65 cents</b>	<b>95 cents</b>	<b>\$ 3,338</b>	<b>\$ 6,337</b>
High School Teachers.....	32 cents	37 cents	\$ 1,644	\$ 2,468
High School Maintenance Building.....	10	10	514	667
Elementary Teachers.....	40	40	2,054	2,669
Elementary Maintenance Building.....	10	10	513	667
New Building.....	20	12	1,027	801
School Bonds.....	7	6	360	400
<b>Total Schools.....</b>	<b>\$ 1 19</b>	<b>\$ 1 15</b>	<b>\$ 6,112</b>	<b>\$ 7,672</b>
Municipal General.....	50 cents	50 cents	\$ 2,568	\$ 3,335
<b>Total Municipal.....</b>	<b>50 cents</b>	<b>50 cents</b>	<b>\$ 2,568</b>	<b>\$ 3,335</b>
<b>GRAND TOTAL.....</b>	<b>\$ 2 54</b>	<b>\$ 2 80</b>	<b>\$ 13,045</b>	<b>18,678</b>

Alderson Independent District complete includes Tables 11 and 13 herein and Tables 7 and 8 of Monroe County.

Alderson Municipality complete includes above Table 13 and Table 8 of Monroe County.

**GREENBRIER COUNTY—Table No. 14**  
**FALLING SPRINGS MUNICIPALITY, FALLING SPRINGS DISTRICT**

CLASS OF PROPERTY	1920	1921	1920	1921
	Assessed Value	Assessed Value	Taxes Levied	Taxes Levied
Real Estate.....	\$ 106,955	\$ 111,245	\$ 2,182	\$ 2,347
Personal Property.....	133,555	166,210	2,724	3,507
Public Utility Property.....		71,893		1,517
<b>Total.....</b>	<b>\$ 240,510</b>	<b>\$ 349,348</b>	<b>\$ 4,906</b>	<b>\$ 7,371</b>
PURPOSES	1920	1921	19 0	1921
	Levy on each \$100	Levy on each \$100	Taxes Levied	Taxes Levied
State.....	.10 cents	.10 cents	\$ 240	\$ 349
State Virginia Debt.....	.10	.10	241	349
<b>Total State.....</b>	<b>.20 cents</b>	<b>.20 cents</b>	<b>\$ 481</b>	<b>\$ 698</b>
County, General.....	.30 cents	.25 cents	\$ 722	\$ 873
Main County Road.....	.25	.25	601	874
County Road and Bridge.....	.10		240	
<b>Total County and District.....</b>	<b>.65 cents</b>	<b>.50 cents</b>	<b>\$ 1,563</b>	<b>\$ 1,747</b>
High School Teachers.....	.09 cents	.14 cents	\$ 216	\$ 489
High School Maint. Bldg.....	.07	.02	168	70
Elementary Teachers.....	.40	.40	962	1,397
Elementary Maint. Building.....	.10	.15	241	524
New Building.....	.03	.20	72	699
School Bonds.....	.15	.15	361	524
<b>Total Schools.....</b>	<b>84 cents</b>	<b>\$ 1 06</b>	<b>\$ 2,020</b>	<b>\$ 3,703</b>
Municipal General.....	.15 cents	.15 cents	\$ 361	\$ 524
Municipal Bonds.....	.20	.20	481	699
<b>Total Municipal.....</b>	<b>.35 cents</b>	<b>.35 cents</b>	<b>\$ 842</b>	<b>\$ 1,223</b>
<b>GRAND TOTAL.....</b>	<b>\$ 2 04</b>	<b>\$ 2 11</b>	<b>\$ 4,906</b>	<b>\$ 7,371</b>

**GREENBRIER COUNTY—Table No. 15  
FRANKFORD MUNICIPALITY, FRANKFORD DISTRICT**

CLASS OF PROPERTY	1920	1921	1920	1921
	Assessed Value	Assessed Value	Taxes Levied	Taxes Levied
Real Estate.....	\$ 26,760	\$ 31,920	\$ 672	\$ 696
Personal Property.....	76,280	67,240	1,915	1,466
Public Utility Property.....	300	400	7	8
<b>Total.....</b>	<b>\$ 103,340</b>	<b>\$ 99,560</b>	<b>\$ 2,594</b>	<b>\$ 2,170</b>
PURPOSES	1920	1921	1920	1921
	Levy on each \$100	Levy on each \$100	Taxes Levied	Taxes Levied
State.....	.10 cents	.10 cents	\$ 103	\$ 99
State Virginia Debt.....	.10	.10	104	99
<b>Total State.....</b>	<b>.20 cents</b>	<b>.20 cents</b>	<b>\$ 207</b>	<b>\$ 198</b>
County General.....	.30 cents	.25 cents	\$ 310	\$ 249
Main County Road.....	.25	.25	258	249
County Road and Bridge.....	.10	.....	103	.....
District Road Bonds.....	.30	.25	310	249
<b>Total County and District.....</b>	<b>.95 cents</b>	<b>.75 cents</b>	<b>\$ 981</b>	<b>\$ 747</b>
High School Teachers.....	.07 cents	.18 cents	\$ 72	\$ 179
High School Maint. Bldg.....	.03	.03	31	30
Elementary Teachers.....	.40	.40	413	398
Elementary Maint. Building.....	.10	.15	104	150
New Building.....	.20	.....	207	.....
School Bonds.....	.21	.17	217	169
<b>Total Schools.....</b>	<b>\$ 1.01</b>	<b>.93 cents</b>	<b>\$ 1,044</b>	<b>\$ 926</b>
Municipal General.....	.35 cents	.30 cents	\$ 362	\$ 299
<b>Total Municipal.....</b>	<b>.35 cents</b>	<b>.30 cents</b>	<b>\$ 362</b>	<b>\$ 299</b>
<b>GRAND TOTAL.....</b>	<b>\$ 2.51</b>	<b>\$ 2.18</b>	<b>\$ 2,594</b>	<b>\$ 2,170</b>

**GREENBRIER COUNTY—Table No. 16  
LEWISBURG MUNICIPALITY, LEWISBURG IND. DISTRICT, LEWISBURG DISTRICT**

CLASS OF PROPERTY	1920	1921	1920	1921
	Assessed Value	Assessed Value	Taxes Levied	Taxes Levied
Real Estate.....	\$ 453,600	\$ 514,820	\$ 11,930	\$ 13,797
Personal Property.....	966,245	820,290	25,412	21,984
Public Utility Property.....	5,811	26,087	152	699
<b>Total.....</b>	<b>\$ 1,425,656</b>	<b>\$ 1,361,197</b>	<b>\$ 37,494</b>	<b>\$ 36,480</b>
PURPOSES	1920	1921	1920	1921
	Levy on each \$100	Levy on each \$100	Taxes Levied	Taxes Levied
State.....	.10 cents	.10 cents	\$ 1,425	\$ 1,361
State Virginia Debt.....	.10	.10	1,426	1,361
<b>Total State.....</b>	<b>.20 cents</b>	<b>.20 cents</b>	<b>\$ 2,851</b>	<b>\$ 2,722</b>
County, General.....	.30 cents	.25 cents	\$ 4,277	\$ 3,403
Main County Road.....	.25	.25	3,564	3,403
County Road and Bridge.....	.10	.....	1,425	.....
District Road Bonds.....	.40	.35	5,703	4,764
<b>Total County and District.....</b>	<b>\$ 1.05</b>	<b>.85 cents</b>	<b>\$ 14,969</b>	<b>\$ 11,570</b>
High School Teachers.....	.10 cents	.23 cents	\$ 1,426	\$ 3,131
High School Maint. Bldg.....	.10	.....	1,426	.....
Elementary Teachers.....	.33	.39	4,705	5,309
Elementary Maint. Building.....	.15	.03	2,138	408
New Building.....	.....	.10	.....	1,361
School Bonds.....	.20	.22	2,851	2,995
<b>Total Schools.....</b>	<b>.88 cents</b>	<b>.97 cents</b>	<b>\$ 12,546</b>	<b>\$ 13,204</b>
Municipal General.....	.50 cents	.50 cents	\$ 7,128	\$ 6,806
Municipal Bonds.....	.....	.16	.....	2,178
<b>Total Municipal.....</b>	<b>.50 cents</b>	<b>.66 cents</b>	<b>\$ 7,128</b>	<b>\$ 8,984</b>
<b>GRAND TOTAL.....</b>	<b>\$ 2.63</b>	<b>\$ 2.68</b>	<b>\$ 37,494</b>	<b>\$ 36,480</b>

Lewisburg Ind. District complete includes Tables 12 and 16.

**GREENBRIER COUNTY—Table No. 17**  
**RAINELLE MUNICIPALITY, MEADOW BLUFF DISTRICT**

CLASS OF PROPERTY	1920 Assessed Value	1921 Assessed Value	1920 Taxes Levied	1921 Taxes Levied
Real Estate	\$ 50,000	\$ 116,600	\$ 1,165	\$ 2,624
Personal Property	351,055	425,720	8,180	9,579
Public Utility Property	85,367	13,221	1,989	297
<b>Total</b>	<b>\$ 486,422</b>	<b>\$ 555,541</b>	<b>\$ 11,334</b>	<b>\$ 12,500</b>
PURPOSES	1920 Levy on each \$100	1921 Levy on each \$100	1920 Taxes Levied	1921 Taxes Levied
State	.10 cents	.10 cents	\$ 486	\$ 556
State Virginia Debt	.10	.10	487	556
<b>Total State</b>	<b>.20 cents</b>	<b>.20 cents</b>	<b>\$ 973</b>	<b>\$ 1,112</b>
County, General	.30 cents	.25 cents	\$ 1,459	\$ 1,389
Main County Road	.25	.25	1,216	1,389
County Road and Bridge	.10		487	
District Road Bonds	.45	.35	2,189	1,944
<b>Total County and District</b>	<b>\$ 1.10</b>	<b>.85 cents</b>	<b>\$ 5,351</b>	<b>\$ 4,722</b>
High School Teachers	.03 cents	.03 cents	\$ 146	\$ 167
Elementary Teachers	.40	.40	1,946	2,222
Elementary Maint. Building	.10	.07	486	389
New Building		.20		1,111
<b>Total Schools</b>	<b>.53 cents</b>	<b>.70 cents</b>	<b>\$ 2,578</b>	<b>\$ 3,889</b>
Municipal General	.50 cents	.50 cents	\$ 2,432	\$ 2,777
<b>Total Municipal</b>	<b>.50 cents</b>	<b>.50 cents</b>	<b>\$ 2,432</b>	<b>\$ 2,777</b>
<b>GRAND TOTAL</b>	<b>\$ 2.33</b>	<b>\$ 2.25</b>	<b>\$ 11,334</b>	<b>\$ 12,500</b>

**GREENBRIER COUNTY—Table No. 18**  
**RONCEVERTE MUNICIPALITY, FORT SPRINGS DISTRICT**

CLASS OF PROPERTY	1920 Assessed Value	1921 Assessed Value	1920 Taxes Levied	1921 Taxes Levied
Real Estate	\$ 705,540	\$ 865,450	\$ 26,246	\$ 30,723
Personal Property	458,445	502,355	17,054	17,834
Public Utility Property	526,713	534,113	19,594	18,961
<b>Total</b>	<b>\$ 1,690,698</b>	<b>\$ 1,901,918</b>	<b>\$ 62,894</b>	<b>\$ 67,518</b>
PURPOSES	1920 Levy on each \$100	1921 Levy on each \$100	1920 Taxes Levied	1921 Taxes Levied
State	.10 cents	.10 cents	\$ 1,690	\$ 1,902
State Virginia Debt	.10	.10	1,691	1,902
<b>Total State</b>	<b>.20 cents</b>	<b>.20 cents</b>	<b>\$ 3,381</b>	<b>\$ 3,804</b>
County, General	.30 cents	.25 cents	\$ 5,072	\$ 4,755
Main County Road	.25	.25	4,227	4,754
County Road and Bridge	.10		1,691	
District Road Bonds	.30	.25	5,072	4,755
<b>Total County and District</b>	<b>.95 cents</b>	<b>.75 cents</b>	<b>\$ 16,062</b>	<b>\$ 14,264</b>
High School Teachers	.44 cents	.50 cents	\$ 7,439	\$ 9,509
High School Maint. Bldg.	.08		1,353	
Elementary Teachers	.40	.40	6,763	7,608
Elementary Maint. Building	.10	.15	1,691	2,853
New Building	.30	.30	5,072	5,706
Sub-District Extension	.25	.35	4,226	6,657
School Bonds	.10	.10	1,691	1,902
<b>Total Schools</b>	<b>\$ 1.67</b>	<b>\$ 1.80</b>	<b>\$ 28,235</b>	<b>\$ 34,235</b>
Municipal General	.50 cents	.50 cents	\$ 8,453	\$ 9,510
Municipal Bonds	.40	.30	6,763	5,705
<b>Total Municipal</b>	<b>.90 cents</b>	<b>.80 cents</b>	<b>\$ 15,216</b>	<b>\$ 15,215</b>
<b>GRAND TOTAL</b>	<b>\$ 3.72</b>	<b>\$ 3.55</b>	<b>\$ 62,894</b>	<b>\$ 67,518</b>

**GREENBRIER COUNTY—Table No. 19**  
**WHITE SULPHUR MUNICIPALITY, WHITE SULPHUR DISTRICT**

CLASS OF PROPERTY	1920	1921	1920	1921
	Assessed Value	Assessed Value	Taxes Levied	Taxes Levied
Real Estate.....	\$ 348,665	\$ 522,900	\$ 10,286	\$ 13,648
Personal Property.....	270,685	312,720	7,985	8,162
Public Utility Property.....	167,976	176,272	4,955	4,600
<b>Total.....</b>	<b>\$ 787,326</b>	<b>\$ 1,011,892</b>	<b>\$ 23,226</b>	<b>\$ 26,410</b>
PURPOSES	1920	1921	1920	1921
	Levy on each \$100	Levy on each \$100	Taxes Levied	Taxes Levied
State.....	.10 cents	.10 cents	\$ 787	\$ 1,012
State Virginia Debt.....	.10	.10	788	1,012
<b>Total State.....</b>	<b>.20 cents</b>	<b>.20 cents</b>	<b>\$ 1,575</b>	<b>\$ 2,024</b>
County, General.....	.30 cents	.25 cents	\$ 2,362	\$ 2,530
Main County Road.....	.25	.25	1,968	2,529
County Road and Bridge.....	.10		787	
District Road Bonds.....	.35	.25	2,756	2,530
<b>Total County and District.....</b>	<b>\$ 1.00</b>	<b>.75 cents</b>	<b>\$ 7,873</b>	<b>\$ 7,589</b>
High School Teachers.....	.20 cents	.28 cents	\$ 1,575	\$ 2,833
High School Maint. Bldg.....		.30		3,036
Elementary Teachers.....	.40	.23	3,149	2,327
Elementary Maint. Building.....	.10	.15	787	1,518
New Building.....	.20	.25	1,575	2,530
Sub-District Extension.....	.10		787	
School Bonds.....	.15	.05	1,181	506
<b>Total Schools.....</b>	<b>\$ 1.15</b>	<b>\$ 1.26</b>	<b>\$ 9,054</b>	<b>\$ 12,750</b>
Municipal General.....	.35 cents	.25 cents	\$ 2,756	\$ 2,529
Municipal Bonds.....	.25	.15	1,968	1,518
<b>Total Municipal.....</b>	<b>.60 cents</b>	<b>.40 cents</b>	<b>\$ 4,724</b>	<b>\$ 4,047</b>
<b>GRAND TOTAL.....</b>	<b>\$ 2.95</b>	<b>\$ 2.61</b>	<b>\$ 23,226</b>	<b>\$ 26,410</b>

**GREENBRIER COUNTY—Table No. 20**  
**WILLIAMSBURG MUNICIPALITY, WILLIAMSBURG DISTRICT**

CLASS OF PROPERTY	1920	1921	1920	1921
	Assessed Value	Assessed Value	Taxes Levied	Taxes Levied
Real Estate.....	\$ 28,650	\$ 42,495	\$ 458	\$ 748
Personal Property.....	88,435	87,680	1,415	1,543
Public Utility Property.....				
<b>Total.....</b>	<b>\$ 117,085</b>	<b>\$ 130,175</b>	<b>\$ 1,873</b>	<b>\$ 2,291</b>
PURPOSES	1920	1921	1920	1921
	Levy on each \$100	Levy on each \$100	Taxes Levied	Taxes Levied
State.....	.10 cents	.10 cents	\$ 117	\$ 130
State Virginia Debt.....	.10	.10	117	130
<b>Total State.....</b>	<b>.20 cents</b>	<b>.20 cents</b>	<b>\$ 234</b>	<b>\$ 260</b>
County, General.....	.30 cents	.25 cents	\$ 351	\$ 325
Main County Road.....	.25	.25	293	326
County Road and Bridge.....	.10		-117	
<b>Total County and District.....</b>	<b>.65 cents</b>	<b>.50 cents</b>	<b>\$ 761</b>	<b>\$ 651</b>
High School Teachers.....	.16 cents	.19 cents	\$ 187	\$ 247
High School Maint. Bldg.....	.04	.02	47	26
Elementary Teachers.....	.40	.40	468	521
Elementary Maint. Building.....	.10	.12	117	156
New Building.....	.05	.08	59	104
<b>Total Schools.....</b>	<b>.75 cents</b>	<b>.81 cents</b>	<b>\$ 878</b>	<b>\$ 1,054</b>
Municipal General.....	*	.25 cents	\$	\$ 326
<b>Total Municipal.....</b>		<b>.25 cents</b>	<b>\$</b>	<b>\$ 326</b>
<b>GRAND TOTAL.....</b>	<b>\$ 1.60</b>	<b>\$ 1.76</b>	<b>\$ 1,873</b>	<b>\$ 2,291</b>

\*No levy report.

**RECAPITULATION OF GREENBRIER COUNTY  
ASSESSED VALUE**

Class of Property	1920			1921		
	Districts	Municipalities	Total	Districts	Municipalities	Total
Real Estate.....	\$ 9,663,735	\$ 2,044,375	\$ 11,708,110	\$ 13,070,045	\$ 2,655,660	\$ 15,725,705
Personal Property.....	4,060,015	2,527,835	6,607,850	3,564,290	2,587,955	6,152,245
Public Utility Property.....	2,877,504	792,428	3,669,932	2,851,841	833,104	3,684,945
<b>Total.....</b>	<b>\$ 16,621,254</b>	<b>\$ 5,364,638</b>	<b>\$ 21,985,892</b>	<b>\$ 19,486,176</b>	<b>\$ 6,076,719</b>	<b>\$ 25,562,895</b>

**TAXES LEVIED**

Purposes	1920			1921		
	Districts	Municipalities	Total	Districts	Municipalities	Total
State.....	\$ 16,617	\$ 5,362	\$ 21,979	\$ 19,487	\$ 6,076	\$ 25,563
State Virginia Debt.....	16,623	5,367	21,990	19,487	6,076	25,563
<b>Total State.....</b>	<b>\$ 33,240</b>	<b>\$ 10,729</b>	<b>\$ 43,969</b>	<b>\$ 38,974</b>	<b>\$ 12,152</b>	<b>\$ 51,126</b>
County, General.....	\$ 49,865	\$ 16,094	\$ 65,959	\$ 48,715	\$ 15,191	\$ 63,906
Main County Road.....	41,553	13,411	54,964	48,716	15,192	63,908
County Road and Bridge.....	16,618	5,363	21,981			
District Road.....	24,933		24,933	29,229		29,229
District Road Bonds.....	34,606	16,030	50,636	40,302	17,244	57,546
<b>Total County and District.....</b>	<b>\$ 167,575</b>	<b>\$ 50,898</b>	<b>\$ 218,473</b>	<b>\$ 166,962</b>	<b>\$ 47,627</b>	<b>\$ 214,589</b>
High School Teachers.....	\$ 20,885	\$ 12,705	\$ 33,590	\$ 31,455	\$ 19,023	\$ 50,478
High School Maint. Bldg.....	4,851	3,539	8,390	8,368	3,829	12,197
Elementary Teachers.....	66,151	20,460	86,611	74,024	22,451	96,475
Elementary Maint. Bldg.....	17,027	6,077	23,104	22,694	6,665	29,359
New Building.....	18,591	8,012	26,603	28,476	12,312	40,788
Sub-District Extension.....		5,013	5,013		6,657	6,657
School Bonds.....	10,813	6,661	17,474	9,580	6,496	16,076
<b>Total Schools.....</b>	<b>\$ 138,318</b>	<b>\$ 62,467</b>	<b>\$ 200,785</b>	<b>\$ 174,597</b>	<b>\$ 77,433</b>	<b>\$ 252,030</b>
Municipal General.....	\$.....	\$ 24,060	\$ 24,060	\$.....	\$ 26,106	\$ 26,106
Municipal Bonds.....		9,212	9,212		10,100	10,100
<b>Total Municipal.....</b>	<b>\$.....</b>	<b>\$ 33,272</b>	<b>\$ 33,272</b>	<b>\$.....</b>	<b>\$ 36,206</b>	<b>\$ 36,206</b>
<b>GRAND TOTAL.....</b>	<b>\$ 339,133</b>	<b>\$ 157,366</b>	<b>\$ 496,499</b>	<b>\$ 380,533</b>	<b>\$ 173,418</b>	<b>\$ 553,951</b>
<b>Total Average Rate of Levy on Each \$100.....</b>	<b>\$ 2.04</b>	<b>\$ 2.933</b>	<b>\$ 2.258</b>	<b>\$ 1.953</b>	<b>\$ 2.854</b>	<b>\$ 2.167</b>
<b>For All Purposes.....</b>						
On Real Estate.....	\$ 195,261	\$ 61,174	\$ 256,435	\$ 253,996	\$ 77,189	\$ 331,185
On Personal Property.....	81,479	69,336	150,815	69,174	69,836	139,010
On Public Utility Property.....	62,393	26,856	89,249	57,363	26,393	83,756
<b>Total.....</b>	<b>\$ 339,133</b>	<b>\$ 157,366</b>	<b>\$ 496,499</b>	<b>\$ 380,533</b>	<b>\$ 173,418</b>	<b>\$ 553,951</b>

## HAMPSHIRE COUNTY—Table No. 1

## BLOOMERY DISTRICT—(Outside of Municipality of Capon Bridge)

CLASS OF PROPERTY	1920 Assessed Value	1921 Assessed Value	1920 Taxes Levied	1921 Taxes Levied
Real Estate.....	\$ 345,130	\$ 349,070	\$ 6,385	\$ 6,702
Personal Property.....	154,155	138,335	2,852	2,656
Public Utility Property.....	8,987	10,936	166	210
Total.....	\$ 508,272	\$ 498,341	\$ 9,403	\$ 9,568
PURPOSES	1920 Levy on each \$100	1921 Levy on each \$100	1920 Taxes Levied	1921 Taxes Levied
State.....	.10 cents	.10 cents	\$ 508	\$ 498
State Virginia Debt.....	.10	.10	508	498
Total State.....	.20 cents	.20 cents	\$ 1,016	\$ 996
County, General.....	.25 cents	.30 cents	\$ 1,271	\$ 1,495
Main County Road.....	.25	.20	1,271	997
District Road.....	.15	.25	762	1,246
Other County Bonds.....		.10		498
Court House and Jail.....	.30		1,525	
Total County and District.....	.95 cents	.85 cents	\$ 4,829	\$ 4,236
High School Teachers.....		.07 cents		\$ 349
High School Maint. Bldg.....		.05		249
Elementary Teachers.....	.40 cents	.40	2,033	1,993
Elementary Maint. Building.....	.10	.15	508	748
New Building.....	.20	.20	1,017	997
Total Schools.....	.70 cents	.87 cents	\$ 3,558	\$ 4,336
GRAND TOTAL.....	\$ 1.85	\$ 1.92	\$ 9,403	\$ 9,568

Bloomery District complete includes Tables 1 and 8.

## HAMPSHIRE COUNTY—Table No. 2

## CAPON DISTRICT—(Outside of Municipality of Capon Bridge)

CLASS OF PROPERTY	1920 Assessed Value	1921 Assessed Value	1920 Taxes Levied	1921 Taxes Levied
Real Estate.....	\$ 402,200	\$ 422,400	\$ 7,843	\$ 7,603
Personal Property.....	176,125	180,885	3,434	3,256
Public Utility Property.....	942	1,245	18	23
Total.....	\$ 579,267	\$ 604,530	\$ 11,295	\$ 10,882
PURPOSES	1920 Levy on each \$100	1921 Levy on each \$100	1920 Taxes Levied	1921 Taxes Levied
State.....	.10 cents	.10 cents	\$ 579	\$ 605
State Virginia Debt.....	.10	.10	579	605
Total State.....	.20 cents	.20 cents	\$ 1,158	\$ 1,210
County, General.....	.25 cents	.30 cents	\$ 1,448	\$ 1,814
Main County Road.....	.25	.20	1,448	1,209
District Road.....	.15	.25	869	1,511
Other County Bonds.....		.10		604
Court House and Jail.....	.30		1,738	
District Railroad Bonds.....	.15	.10	869	605
Total County and District.....	\$ 1.10	.95 cents	\$ 6,372	\$ 5,743
Elementary Teachers.....	.40 cents	.40 cents	\$ 2,317	\$ 2,418
Elementary Maint. Building.....	.10	.15	579	907
New Building.....	.15	.10	869	604
Total Schools.....	.65	.65	\$ 3,765	\$ 3,929
GRAND TOTAL.....	\$ 1.95	\$ 1.80	\$ 11,295	\$ 10,882

Capon District complete includes Tables 2 and 9.

**HAMPSHIRE COUNTY—Table No. 3  
GORE DISTRICT**

CLASS OF PROPERTY	1920		1921	
	Assessed Value	Assessed Value	Taxes Levied	Taxes Levied
Real Estate.....	\$ 582,595	\$ 582,785	\$ 10,079	\$ 10,490
Personal Property.....	327,505	330,340	5,666	5,946
Public Utility Property.....	664,753	665,867	11,500	11,986
<b>Total.....</b>	<b>\$ 1,574,853</b>	<b>\$ 1,578,992</b>	<b>\$ 27,245</b>	<b>\$ 28,422</b>
PURPOSES	1920		1921	
	Levy on each \$100	Levy on each \$100	Taxes Levied	Taxes Levied
State.....	.10 cents	.10 cents	\$ 1,575	\$ 1,579
State Virginia Debt.....	.10	.10	1,575	1,579
<b>Total State.....</b>	<b>.20 cents</b>	<b>.20 cents</b>	<b>\$ 3,150</b>	<b>\$ 3,158</b>
County, General.....	.25 cents	.30 cents	\$ 3,937	\$ 4,737
Main County Road.....	.25	.20	3,937	3,158
District Road.....	.15	.25	2,362	3,947
Other County Bonds.....		.10		1,579
Court House and Jail.....	.30		4,725	
<b>Total County and District.....</b>	<b>.95 cents</b>	<b>.85 cents</b>	<b>\$ 14,961</b>	<b>\$ 13,421</b>
High School Teachers.....		.05 cents		\$ 790
Elementary Teachers.....	.40 cents	.40	6,299	6,316
Elementary Maint. Building.....	.10	.15	1,575	2,368
New Building.....	.08	.15	1,260	2,369
<b>Total Schools.....</b>	<b>.58 cents</b>	<b>.75 cents</b>	<b>\$ 9,134</b>	<b>\$ 11,843</b>
<b>GRAND TOTAL.....</b>	<b>\$ 1.73</b>	<b>\$ 1.80</b>	<b>\$ 27,245</b>	<b>\$ 28,422</b>

**HAMPSHIRE COUNTY—Table No. 4  
MILL CREEK DISTRICT**

CLASS OF PROPERTY	1920		1921	
	Assessed Value	Assessed Value	Taxes Levied	Taxes Levied
Real Estate.....	\$ 177,910	\$ 180,770	\$ 3,291	\$ 2,802
Personal Property.....	131,765	123,980	2,438	1,922
Public Utility Property.....	287	371	005	5
<b>Total.....</b>	<b>\$ 309,962</b>	<b>\$ 305,121</b>	<b>\$ 5,734</b>	<b>\$ 4,729</b>
PURPOSES	1920		1921	
	Levy on each \$100	Levy on each \$100	Taxes Levied	Taxes Levied
State.....	10 cents	10 cents	\$ 310	\$ 305
State Virginia Debt.....	10	10	310	305
<b>Total State.....</b>	<b>20 cents</b>	<b>20 cents</b>	<b>\$ 620</b>	<b>\$ 610</b>
County, General.....	25 cents	30 cents	\$ 775	\$ 915
Main County Road.....	25	20	775	610
District Road.....	15	25	465	763
Other County Bonds.....		10		305
Court House and Jail.....	30		929	
<b>Total County and District.....</b>	<b>95 cents</b>	<b>85 cents</b>	<b>\$ 2,944</b>	<b>\$ 2,593</b>
Elementary Teachers.....	40 cents	40 cents	\$ 1,240	\$ 1,221
Elementary Maintenance Building.....	10	10	310	305
New Building.....	20		620	
<b>Total Schools.....</b>	<b>70 cents</b>	<b>50 cents</b>	<b>\$ 2,170</b>	<b>\$ 1,526</b>
<b>GRAND TOTAL.....</b>	<b>\$ 1.85</b>	<b>\$ 1.55</b>	<b>\$ 5,734</b>	<b>\$ 4,729</b>

**HAMPSHIRE COUNTY—Table No. 5**  
**ROMNEY DISTRICT—(Outside of Romney Municipality)**

CLASS OF PROPERTY	1920	1921	1920	1921
	Assessed Value	Assessed Value	Taxes Levied	Taxes Levied
Real Estate.....	\$ 479,320	\$ 471,210	\$ 11,025	\$ 9,188
Personal Property.....	260,400	229,585	5,989	4,477
Public Utility Property.....	250,659	253,527	5,765	4,944
<b>Total.....</b>	<b>\$ 990,379</b>	<b>\$ 954,322</b>	<b>\$ 22,779</b>	<b>\$ 18,609</b>
PURPOSES	1920	1921	1920	1921
	Levy on each \$100	Levy on each \$100	Taxes Levied	Taxes Levied
State.....	10 cents	10 cents	\$ 990	\$ 954
State Virginia Debt.....	10	10	991	954
<b>Total State.....</b>	<b>20 cents</b>	<b>20 cents</b>	<b>\$ 1,981</b>	<b>\$ 1,908</b>
County, General.....	25 cents	30 cents	\$ 2,476	\$ 2,863
Main County Road.....	25	20	2,476	1,909
District Road.....	10	15	990	1,432
Other County Bonds.....		10		954
Court House and Jail.....	30		2,971	
<b>Total County and District.....</b>	<b>90 cents</b>	<b>75 cents</b>	<b>\$ 8,913</b>	<b>\$ 7,158</b>
High School Teachers.....	30 cents	35 cents	\$ 2,971	\$ 3,340
High School Maintenance Building.....	20	20	1,981	
Elementary Teachers.....	40	40	3,962	3,817
Elementary Maintenance Building.....	10	15	990	1,432
New Building.....	20	10	1,981	954
<b>Total Schools.....</b>	<b>\$ 1.20</b>	<b>\$ 1.00</b>	<b>\$ 11,885</b>	<b>\$ 9,543</b>
<b>GRAND TOTAL.....</b>	<b>\$ 2.30</b>	<b>\$ 1.95</b>	<b>\$ 22,779</b>	<b>\$ 18,609</b>

Romney District complete includes Tables 5 and 10.

**HAMPSHIRE COUNTY—Table No. 6**  
**SHERMAN DISTRICT**

CLASS OF PROPERTY	1920	1921	1920	1921
	Assessed Value	Assessed Value	Taxes Levied	Taxes Levied
Real Estate.....	\$ 504,310	\$ 520,240	\$ 9,078	\$ 9,364
Personal Property.....	409,735	392,740	7,375	7,070
Public Utility Property.....	1,530	1,603	27	29
<b>Total.....</b>	<b>\$ 915,575</b>	<b>\$ 914,583</b>	<b>\$ 16,480</b>	<b>\$ 16,463</b>
PURPOSES	1920	1921	1920	1921
	Levy on each \$100	Levy on each \$100	Taxes Levied	Taxes Levied
State.....	10 cents	10 cents	\$ 915	\$ 915
State Virginia Debt.....	10	10	916	915
<b>Total State.....</b>	<b>20 cents</b>	<b>20 cents</b>	<b>\$ 1,831</b>	<b>\$ 1,830</b>
County, General.....	25 cents	30 cents	\$ 2,289	\$ 2,744
Main County Road.....	25	20	2,289	1,829
District Road.....	15	25	1,373	2,286
Other County Bonds.....		10		915
Court House and Jail.....	30		2,747	
<b>Total County and District.....</b>	<b>95 cents</b>	<b>85 cents</b>	<b>\$ 8,698</b>	<b>\$ 7,774</b>
High School Teachers.....	cents	5 cents		\$ 457
Elementary Teachers.....	40	40	3,662	3,658
Elementary Maintenance Building.....	10	15	916	1,372
New Building.....	15	15	1,373	1,372
<b>Total Schools.....</b>	<b>65 cents</b>	<b>75 cents</b>	<b>\$ 5,951</b>	<b>\$ 6,859</b>
<b>GRAND TOTAL.....</b>	<b>\$ 1.80</b>	<b>\$ 1.80</b>	<b>\$ 16,480</b>	<b>\$ 16,463</b>



**HAMPSHIRE COUNTY—Table No. 7**  
**SPRINGFIELD DISTRICT**

CLASS OF PROPERTY	1920	1921	1920	1921
	Assessed Value	Assessed Value	Taxes Levied	Taxes Levied
Real Estate.....	\$ 569,160	\$ 580,010	\$ 9,619	\$ 9,686
Personal Property.....	380,440	348,215	6,429	5,815
Public Utility Property.....	1,509,189	1,511,370	25,505	25,240
<b>Total.....</b>	<b>\$ 2,458,789</b>	<b>\$ 2,439,595</b>	<b>\$ 41,553</b>	<b>\$ 40,741</b>
PURPOSES	1920	1921	1920	1921
	Levy on each \$100	Levy on each \$100	Taxes Levied	Taxes Levied
State.....	10 cents	10 cents	\$ 2,458	\$ 2,440
State Virginia Debt.....	10	10	2,459	2,440
<b>Total State.....</b>	<b>20 cents</b>	<b>20 cents</b>	<b>\$ 4,917</b>	<b>\$ 4,880</b>
County, General.....	25 cents	30 cents	\$ 6,147	\$ 7,319
Main County Road.....	25	20	6,147	4,879
District Road.....	15	20	3,688	4,879
Other County Bonds.....		10		2,439
Court House and Jail.....	30		7,376	
<b>Total County and District.....</b>	<b>95 cents</b>	<b>80 cents</b>	<b>\$ 23,358</b>	<b>\$ 19,516</b>
Elementary Teachers.....	27 cents	40 cents	\$ 6,639	\$ 9,758
Elementary Maintenance Building.....	7	7	1,721	1,708
New Building.....	20	20	4,918	4,879
<b>Total Schools.....</b>	<b>54 cents</b>	<b>67 cents</b>	<b>\$ 13,278</b>	<b>\$ 16,345</b>
<b>GRAND TOTAL.....</b>	<b>\$ 1 69</b>	<b>\$ 1 67</b>	<b>\$ 41,553</b>	<b>\$ 40,741</b>

**HAMPSHIRE COUNTY—Table No. 8**  
**CAPON BRIDGE MUNICIPALITY, BLOOMERY DISTRICT**

CLASS OF PROPERTY	1920	1921	19 0	19 1
	Assessed Value	Assessed Value	Taxes Levied	Taxes Levied
Real Estate.....	\$ 14,800	\$ 15,000	\$ 248	\$ 322
Personal Property.....	12,520	9,645	213	105
Public Utility Property.....				
<b>Total.....</b>	<b>\$ 27,120</b>	<b>\$ 24,845</b>	<b>\$ 461</b>	<b>\$ 527</b>
PURPOSES	19 0	19 1	19 0	19 1
	Levy on each \$100	Levy on each \$100	Taxes Levied	Taxes Levied
State.....	10 cents	10 cents	\$ 27	\$ 25
State Virginia Debt.....	10	10	27	25
<b>Total State.....</b>	<b>20 cents</b>	<b>20 cents</b>	<b>\$ 54</b>	<b>\$ 50</b>
County, General.....	25 cents	30 cents	\$ 6*	\$ 74
Main County Road.....	25	20	68	50
Other County Bonds.....		10		25
Court House and Jail.....	30		81	
<b>Total County and District.....</b>	<b>80 cents</b>	<b>60 cents</b>	<b>\$ 217</b>	<b>\$ 149</b>
High School Teachers.....	cents	7 cents	\$	\$ 11
High School Maintenance Building.....		5		11
Elementary Teachers.....	40	40	19	99
Elementary Maintenance Building.....	10	15	7	37
New Building.....	20	20	54	50
<b>Total Schools.....</b>	<b>70 cents</b>	<b>87 cents</b>	<b>\$ 190</b>	<b>\$ 216</b>
Municipal General.....		45 cents	\$	\$ 112
<b>Total Municipal.....</b>		<b>45 cents</b>	<b>\$</b>	<b>\$ 112</b>
<b>GRAND TOTAL.....</b>	<b>\$ 1 70</b>	<b>\$ 2 12</b>	<b>\$ 461</b>	<b>\$ 527</b>

Capon Bridge Municipality complete includes Tables 8 and 9.

\*No report.

**HAMPSHIRE COUNTY—Table No. 9**  
**CAPON BRIDGE MUNICIPALITY, CAPON DISTRICT**

CLASS OF PROPERTY	1920 Assessed Value	1921 Assessed Value	1920 Taxes Levied	1921 Taxes Levied
Real Estate.....	\$ 24,520	\$ 24,510	\$ 441	\$ 490
Personal Property.....	14,555	18,280	262	365
Public Utility Property.....				
<b>Total.....</b>	<b>\$ 39,075</b>	<b>\$ 42,770</b>	<b>\$ 703</b>	<b>\$ 855</b>
PURPOSES	1920 Levy on each \$100	1921 Levy on each \$100	1920 Taxes Levied	1921 Taxes Levied
State.....	10 cents	10 cents	\$ 39	\$ 43
State Virginia Debt.....	10	10	39	43
<b>Total State.....</b>	<b>20 cents</b>	<b>20 cents</b>	<b>\$ 78</b>	<b>\$ 86</b>
County, General.....	25 cents	30 cents	\$ 97	\$ 128
Main County Road.....	25	20	98	86
Other County Bonds.....		10		42
Court House and Jail.....	30		117	
District Railroad Bonds.....	15	10	59	43
<b>Total County and District.....</b>	<b>95 cents</b>	<b>70 cents</b>	<b>\$ 371</b>	<b>\$ 299</b>
Elementary Teachers.....	40 cents	40 cents	\$ 156	\$ 171
Elementary Maintenance Building.....	10	15	39	64
New Building.....	15	10	59	43
<b>Total Schools.....</b>	<b>65 cents</b>	<b>65 cents</b>	<b>\$ 254</b>	<b>\$ 278</b>
Municipal General.....	*	45 cents	\$.....	\$ 192
<b>Total Municipal.....</b>	<b>*</b>	<b>45 cents</b>	<b>\$.....</b>	<b>\$ 192</b>
<b>GRAND TOTAL.....</b>	<b>\$ 1.80</b>	<b>\$ 2.00</b>	<b>\$ 703</b>	<b>\$ 855</b>

Capon Bridge Municipality complete includes Tables 8 and 9.

\*No levy report

**HAMPSHIRE COUNTY—Table No. 10**  
**ROMNEY MUNICIPALITY, ROMNEY DISTRICT**

CLASS OF PROPERTY	1920 Assessed Value	1921 Assessed Value	1920 Taxes Levied	1921 Taxes Levied
Real Estate.....	\$ 382,445	\$ 402,480	\$ 10,326	\$ 8,854
Personal Property.....	524,712	538,731	14,167	11,852
Public Utility Property.....	42,124	41,937	1,137	923
<b>Total.....</b>	<b>\$ 949,281</b>	<b>\$ 983,148</b>	<b>\$ 25,630</b>	<b>\$ 21,629</b>
PURPOSES	1920 Levy on each \$100	1921 Levy on each \$100	1920 Taxes Levied	1921 Taxes Levied
State.....	10 cents	10 cents	\$ 949	\$ 983
State Virginia Debt.....	10	10	950	983
<b>Total State.....</b>	<b>20 cents</b>	<b>20 cents</b>	<b>\$ 1,899</b>	<b>\$ 1,966</b>
County, General.....	25 cents	30 cents	\$ 2,373	\$ 2,950
Main County Road.....	25	20	2,373	1,966
Other County Bonds.....		10		983
Court House and Jail.....	30		2,848	
<b>Total County and District.....</b>	<b>80 cents</b>	<b>60 cents</b>	<b>\$ 7,594</b>	<b>\$ 5,899</b>
High School Teachers.....	30 cents	35 cents	\$ 2,848	\$ 3,441
High School Maintenance Building.....	20		1,899	
Elementary Teachers.....	40	40	3,797	3,932
Elementary Maintenance Building.....	10	15	949	1,475
New Building.....	20	10	1,898	983
<b>Total Schools.....</b>	<b>\$ 1.20</b>	<b>\$ 1.00</b>	<b>\$ 11,391</b>	<b>\$ 9,831</b>
Municipal General.....	35 cents	28 cents	\$ 3,322	\$ 2,753
Municipal Bonds.....	15	12	1,424	1,180
<b>Total Municipal.....</b>	<b>50 cents</b>	<b>40 cents</b>	<b>\$ 4,746</b>	<b>\$ 3,933</b>
<b>GRAND TOTAL.....</b>	<b>\$ 2.70</b>	<b>\$ 2.20</b>	<b>\$ 25,630</b>	<b>\$ 21,629</b>

**RECAPITULATION OF HAMPSHIRE COUNTY**  
**ASSESSED VALUE**

Class of Property	1920			1921		
	Districts	Municipalities	Total	Districts	Municipalities	Total
Real Estate.....	\$ 3,060,625	\$ 421,565	\$ 3,482,190	\$ 3,106,485	\$ 442,190	\$ 3,548,675
Personal Property.....	1,840,125	551,787	2,391,912	1,744,080	566,636	2,310,716
Public Utility Property....	2,436,347	42,124	2,478,471	2,444,919	41,967	2,486,886
<b>Total.....</b>	<b>\$ 7,337,097</b>	<b>\$ 1,015,476</b>	<b>\$ 8,352,573</b>	<b>\$ 7,295,484</b>	<b>\$ 1,060,763</b>	<b>\$ 8,346,247</b>

**TAXES LEVIED**

Purposes	1920			1921		
	Districts	Municipalities	Total	Districts	Municipalities	Total
State.....	\$ 7,335	\$ 1,015	\$ 8,350	\$ 7,296	\$ 1,051	\$ 8,347
State Virginia Debt.....	7,338	1,016	8,354	7,296	1,051	8,347
<b>Total State.....</b>	<b>\$ 14,673</b>	<b>\$ 2,031</b>	<b>\$ 16,704</b>	<b>\$ 14,592</b>	<b>\$ 2,102</b>	<b>\$ 16,694</b>
County, General.....	\$ 18,343	\$ 2,538	\$ 20,881	\$ 21,887	\$ 3,152	\$ 25,039
Main County Road.....	18,343	2,539	20,882	14,591	2,102	16,693
District Road.....	10,509		10,509	16,064		16,064
Other County Bonds.....				7,294	1,050	8,344
Court House and Jail.....	22,011	3,046	25,057			
District Railroad Bonds....	869	59	928	605	43	648
<b>Total County and District.....</b>	<b>\$ 70,075</b>	<b>\$ 8,182</b>	<b>\$ 78,257</b>	<b>\$ 60,441</b>	<b>\$ 6,347</b>	<b>\$ 66,788</b>
High School Teachers.....	\$ 2,971	\$ 2,848	\$ 5,819	\$ 4,936	\$ 3,458	\$ 8,394
High School Maint. Bldg....	1,981	1,899	3,880	249	13	262
Elementary Teachers.....	26,152	4,062	30,214	29,181	4,202	33,383
Elementary Maint. Bldg....	6,599	1,015	7,614	8,840	1,576	10,416
New Building.....	12,038	2,011	14,049	11,175	1,076	12,251
<b>Total Schools.....</b>	<b>\$ 49,741</b>	<b>\$ 11,835</b>	<b>\$ 61,576</b>	<b>\$ 54,381</b>	<b>\$ 10,325</b>	<b>\$ 64,706</b>
Municipal General.....	\$	\$ 3,322	\$ 3,322	\$	\$ 3,057	\$ 3,057
Municipal Bonds.....		1,424	1,424		1,180	1,180
<b>Total Municipal.....</b>		<b>\$ 4,746</b>	<b>\$ 4,746</b>		<b>\$ 4,237</b>	<b>\$ 4,237</b>
<b>GRAND TOTAL.....</b>	<b>\$ 134,489</b>	<b>\$ 26,794</b>	<b>\$ 161,283</b>	<b>\$ 129,414</b>	<b>\$ 23,011</b>	<b>\$ 152,425</b>
Total Average Rate of Levy on Each \$100.....	\$ 1.833	\$ 2.639	\$ 1.931	\$ 1.774	\$ 2.19	\$ 1.826
<b>For All Purposes</b>						
On Real Estate.....	\$ 57,320	\$ 11,015	\$ 68,335	\$ 55,835	\$ 9,666	\$ 65,501
On Personal Property.....	34,183	14,642	48,825	31,142	12,422	43,564
On Public Utility Property	42,986	1,137	44,123	42,437	923	43,360
<b>Total.....</b>	<b>\$ 134,489</b>	<b>\$ 26,794</b>	<b>\$ 161,283</b>	<b>\$ 129,414</b>	<b>\$ 23,011</b>	<b>\$ 152,425</b>

**HANCOCK COUNTY—Table No. 1**  
**BUTLER DISTRICT—(Outside of Hollidays Cove Municipality)**

CLASS OF PROPERTY	1920	1921	1920	1921
	Assessed Value	Assessed Value	Taxes Levied	Taxes Levied
Real Estate.....	\$ 3,966,640	\$ 5,219,980	\$ 86,473	\$ 18,933
Personal Property.....	1,648,910	1,650,860	25,946	40,776
Public Utility Property.....	416,895	578,420	9,089	14,187
<b>Total.....</b>	<b>\$ 6,032,445</b>	<b>\$ 7,449,260</b>	<b>\$ 131,508</b>	<b>\$ 183,996</b>
PURPOSES	1920	1921	1920	1921
	Levy on each \$100	Levy on each \$100	Taxes Levied	Taxes Levied
State.....	10 cents	10 cents	\$ 6,032	\$ 7,449
State Virginia Debt.....	10	10	6,033	7,449
<b>Total State.....</b>	<b>20 cents</b>	<b>20 cents</b>	<b>\$ 12,065</b>	<b>\$ 14,898</b>
County, General.....	13 cents	24 cents	\$ 7,842	\$ 17,878
Main County Road.....	10	15	6,033	18,633
Bridge Bonds.....	1½	1	905	745
District Road.....				5,959
District Road Bonds.....	24	19	14,478	14,154
Other County Bonds.....	7½	4	4,544	2,980
<b>Total County and District.....</b>	<b>56 cents</b>	<b>81 cents</b>	<b>\$ 33,782</b>	<b>\$ 60,339</b>
High School Teachers.....	15 cents	23 cents	\$ 9,049	\$ 17,123
High School Maintenance Building.....	5	6	3,016	4,470
Elementary Teachers.....	65	60	39,211	44,855
Elementary Maintenance Building.....	15	17	9,049	12,644
New Building.....	32	30	19,304	12,348
School Bonds.....	10	10	6,032	7,449
<b>Total Schools.....</b>	<b>\$ 1.42</b>	<b>\$ 1.46</b>	<b>\$ 85,661</b>	<b>\$ 108,759</b>
<b>GRAND TOTAL.....</b>	<b>\$ 2.18</b>	<b>\$ 2.47</b>	<b>\$ 131,508</b>	<b>\$ 183,996</b>

**HANCOCK COUNTY—Table No. 2**  
**CLAY DISTRICT—(Outside New Cumberland Ind. District)**

CLASS OF PROPERTY	1920	1921	1920	1921
	Assessed Value	Assessed Value	Taxes Levied	Taxes Levied
Real Estate.....	\$ 255,200	\$ 260,760	\$ 4,568	\$ 5,163
Personal Property.....	85,200	128,370	1,525	2,542
Public Utility Property.....	128,155	120,061	2,240	2,377
<b>Total.....</b>	<b>\$ 468,555</b>	<b>\$ 509,191</b>	<b>\$ 8,333</b>	<b>\$ 10,082</b>
PURPOSES	1920	1921	1920	1921
	Levy on each \$100	Levy on each \$100	Taxes Levied	Taxes Levied
State.....	10 cents	10 cents	\$ 466	\$ 509
State Virginia Debt.....	10	10	465	509
<b>Total State.....</b>	<b>20 cents</b>	<b>20 cents</b>	<b>\$ 931</b>	<b>\$ 1,018</b>
County, General.....	13 cents	24 cents	\$ 605	\$ 1,222
Main County Road.....	10	25	466	1,273
Bridge Bonds.....	1½	1	70	51
District Road.....		15		704
District Road Bonds.....	32	29	1,490	1,477
Other County Bonds.....	7½	4	349	203
<b>Total County and District.....</b>	<b>64 cents</b>	<b>98 cents</b>	<b>\$ 2,980</b>	<b>\$ 4,990</b>
High School Teachers.....	cents	15 cents		\$ 764
High School Maintenance Building.....		10		509
Elementary Teachers.....	75	40	3,492	2,037
Elementary Maintenance Building.....	20	15	930	764
<b>Total Schools.....</b>	<b>95 cents</b>	<b>80 cents</b>	<b>\$ 4,422</b>	<b>\$ 4,074</b>
<b>GRAND TOTAL.....</b>	<b>\$ 1.79</b>	<b>\$ 1.98</b>	<b>\$ 8,333</b>	<b>\$ 10,082</b>

**HANCOCK COUNTY—Table No. 3**  
**GRANT DISTRICT—(Outside of Chester Municipality)**

CLASS OF PROPERTY	1920	1921	1920	1921
	Assessed Value	Assessed Value	Taxes Levied	Taxes Levied
Real Estate.....	\$ 2,063,665	\$ 2,107,990	\$ 36,527	\$ 48,605
Personal Property.....	715,360	633,960	12,662	14,644
Public Utility Property.....	668,070	740,733	11,825	17,111
<b>Total.....</b>	<b>\$ 3,447,095</b>	<b>\$ 3,482,683</b>	<b>\$ 61,014</b>	<b>\$ 80,450</b>
PURPOSES	1920	1921	1920	1921
	Levy on each \$100	Levy on each \$100	Taxes Levied	Taxes Levied
State.....	10 cents	10 cents	\$ 3,447	\$ 3,483
State Virginia Debt.....	10	10	3,447	3,483
<b>Total State.....</b>	<b>20 cents</b>	<b>20 cents</b>	<b>\$ 6,894</b>	<b>\$ 6,966</b>
County, General.....	13 cents	24 cents	\$ 4,481	\$ 8,358
Main County Road.....	10	25	3,447	8,707
Bridge Bonds.....	1½	1	517	348
District Road.....		10		3,483
District Road Bonds.....	25	27	8,618	9,403
Other County Bonds.....	7½	4	2,586	1,393
<b>Total County and District.....</b>	<b>57 cents</b>	<b>91 cents</b>	<b>\$ 19,649</b>	<b>\$ 31,692</b>
High School Teachers.....	20 cents	30 cents	\$ 6,894	\$ 10,448
High School Maintenance Building.....	10	5	3,447	1,742
Elementary Teachers.....	55	60	18,959	20,896
Elementary Maintenance Building.....	10	0	3,447	2,786
New Building.....		12		4,179
School Bonds.....	5	5	1,724	1,741
<b>Total Schools.....</b>	<b>\$ 1.00</b>	<b>\$ 1.20</b>	<b>\$ 34,471</b>	<b>\$ 41,792</b>
<b>GRAND TOTAL.....</b>	<b>\$ 1.77</b>	<b>\$ 2.31</b>	<b>\$ 61,014</b>	<b>\$ 80,450</b>

**HANCOCK COUNTY—Table No. 4**  
**POE DISTRICT**

CLASS OF PROPERTY	1920	1921	1920	1921
	Assessed Value	Assessed Value	Taxes Levied	Taxes Levied
Real Estate.....	\$ 469,580	\$ 472,100	\$ 6,527	\$ 8,498
Personal Property.....	181,320	181,390	2,521	3,265
Public Utility Property.....	267,267	248,645	3,715	4,475
<b>Total.....</b>	<b>\$ 918,167</b>	<b>\$ 902,135</b>	<b>\$ 12,763</b>	<b>\$ 16,238</b>
PURPOSES	1920	1921	1920	1921
	Levy on each \$100	Levy on each \$100	Taxes Levied	Taxes Levied
State.....	10 cents	10 cents	\$ 918	\$ 902
State Virginia Debt.....	10	10	918	902
<b>Total State.....</b>	<b>20 cents</b>	<b>20 cents</b>	<b>\$ 1,836</b>	<b>\$ 1,804</b>
County, General.....	13 cents	24 cents	\$ 1,194	\$ 2,165
Main County Road.....	10	25	918	2,255
Bridge Bonds.....	1½	1	138	90
District Road.....		10		902
District Road Bonds.....	37	37	3,397	3,338
Other County Bonds.....	7½	4	689	361
<b>Total County and District.....</b>	<b>69 cents</b>	<b>\$ 1.01</b>	<b>\$ 6,336</b>	<b>\$ 9,111</b>
High School Teachers.....	cents	6 cents		\$ 541
Elementary Teachers.....	40	40	3,673	3,600
Elementary Maintenance Building.....	10	8	918	722
New Building.....		5		451
<b>Total Schools.....</b>	<b>50 cents</b>	<b>59 cents</b>	<b>\$ 4,591</b>	<b>\$ 5,323</b>
<b>GRAND TOTAL.....</b>	<b>\$ 1.39</b>	<b>\$ 1.80</b>	<b>\$ 12,763</b>	<b>\$ 16,238</b>

HANCOCK COUNTY—Table No. 5  
NEW CUMBERLAND IND. DISTRICT, CLAY DISTRICT—(Outside  
New Cumberland Municipality)

CLASS OF PROPERTY	1920 Assessed Value	1921 Assessed Value	1920 Taxes Levied	1921 Taxes Levied
Real Estate.....	\$ 123,130	\$ 122,500	\$ 3,497	\$ 3,344
Personal Property.....	22,180	34,220	630	935
Public Utility Property.....				
Total.....	\$ 145,310	\$ 156,720	\$ 4,127	\$ 4,279
PURPOSES	1920 Levy on each \$100	1921 Levy on each \$100	1920 Taxes Levied	1921 Taxes Levied
State.....	10 cents	10 cents	\$ 145	\$ 157
State Virginia Debt.....	10	10	146	157
Total State.....	20 cents	20 cents	\$ 291	\$ 314
County, General.....	13 cents	24 cents	\$ 189	\$ 376
Main County Road.....	10	25	145	392
Bridge Bonds.....	1½	1	22	16
District Road.....		15		235
District Road Bonds.....	32	29	465	454
Other County Bonds.....	7½	4	109	63
Total County and District.....	64 cents	98 cents	\$ 930	\$ 1,536
High School Teachers.....	50 cents	70 cents	\$ 727	\$ 1,097
High School Maintenance Building.....	20	20	290	313
Elementary Teachers.....	80	40	1,162	627
Elementary Maintenance Building.....	50	15	727	235
New Building.....		10		157
Total Schools.....	\$ 2.00	\$ 1.55	\$ 2,906	\$ 2,429
GRAND TOTAL.....	\$ 2.84	\$ 2.73	\$ 4,127	\$ 4,279

HANCOCK COUNTY—Table No. 6  
CHESTER MUNICIPALITY, CHESTER IND. DISTRICT,  
GRANT DISTRICT

CLASS OF PROPERTY	1920 Assessed Value	1921 Assessed Value	1920 Taxes Levied	1921 Taxes Levied
Real Estate.....	\$ 2,026,820	\$ 2,064,360	\$ 49,049	\$ 54,912
Personal Property.....	720,130	666,280	17,427	17,723
Public Utility Property.....	445,553	472,667	10,783	12,573
Total.....	\$ 3,192,503	\$ 3,203,307	\$ 77,259	\$ 85,208
PURPOSES	1920 Levy on each \$100	1921 Levy on each \$100	1920 Taxes Levied	1921 Taxes Levied
State.....	10 cents	10 cents	\$ 3,192	\$ 3,203
State Virginia Debt.....	10	10	3,193	3,203
Total State.....	20 cents	20 cents	\$ 6,385	\$ 6,406
County, General.....	13 cents	24 cents	\$ 4,150	\$ 7,688
Main County Road.....	10	25	3,193	8,908
Bridge Bonds.....	1½	1	479	320
District Road Bonds.....	25	27	7,981	8,649
Other County Bonds.....	7½	4	2,394	1,282
Total County and District.....	57 cents	81 cents	\$ 18,197	\$ 25,947
High School Teachers.....	25 cents	35 cents	\$ 7,981	\$ 11,212
High School Maintenance Building.....	10	5	3,193	1,602
Elementary Teachers.....	50	50	15,963	16,016
Elementary Maintenance Building.....	10	15	3,192	4,805
New Building.....	10		3,193	
School Bonds.....	10	10	3,192	3,203
Total Schools.....	\$ 1.15	\$ 1.15	\$ 36,714	\$ 36,838
Municipal General.....	50 cents	50 cents	\$ 15,963	\$ 16,017
Total Municipal.....	50 cents	50 cents	\$ 15,963	\$ 16,017
GRAND TOTAL.....	\$ 2.42	\$ 2.66	\$ 77,259	\$ 85,208

HANCOCK COUNTY—Table No. 7  
HOLLIDAYS COVE MUNICIPALITY, BUTLER DISTRICT—(Exclusive  
of Hollidays Cove in Brooke County)

CLASS OF PROPERTY	1920	1921	1920	1921
	Assessed Value	Assessed Value	Taxes Levied	Taxes Levied
Real Estate.....	\$ 611,660	\$ 754,900	\$ 16,087	\$ 21,439
Personal Property.....	155,300	168,380	4,084	4,782
Public Utility Property.....	141,738	136,434	3,728	3,875
<b>Total.....</b>	<b>\$ 908,698</b>	<b>\$ 1,059,714</b>	<b>\$ 23,899</b>	<b>\$ 30,096</b>
PURPOSES	1920	1921	1920	1921
	Levy on each \$100	Levy on each \$100	Taxes Levied	Taxes Levied
State.....	10 cents	10 cents	\$ 908	\$ 1,060
State Virginia Debt.....	10	10	909	1,060
<b>Total State.....</b>	<b>20 cents</b>	<b>20 cents</b>	<b>\$ 1,817</b>	<b>\$ 2,120</b>
County, General.....	13 cents	24 cents	\$ 1,181	\$ 2,543
Main County Road.....	10	25	909	2,649
Bridge Bonds.....	1½	1	136	106
District Road Bonds.....	24	19	2,181	2,014
Other County Bonds.....	7½	4	682	424
<b>Total County and District.....</b>	<b>56 cents</b>	<b>73 cents</b>	<b>\$ 5,089</b>	<b>\$ 7,736</b>
High School Teachers.....	15 cents	23 cents	\$ 1,363	\$ 2,437
High School Maintenance Building.....	5	6	454	636
Elementary Teachers.....	65	60	5,907	6,358
Elementary Maintenance Building.....	15	17	1,363	1,802
New Building.....	32	30	2,908	3,179
School Bonds.....	10	10	909	1,060
<b>Total Schools.....</b>	<b>\$ 1.42</b>	<b>\$ 1.46</b>	<b>\$ 12,904</b>	<b>\$ 15,472</b>
Municipal General.....	45 cents	45 cents	\$ 4,089	\$ 4,768
<b>Total Municipal.....</b>	<b>45 cents</b>	<b>45 cents</b>	<b>\$ 4,089</b>	<b>\$ 4,768</b>
<b>GRAND TOTAL.....</b>	<b>\$ 2.63</b>	<b>\$ 2.84</b>	<b>\$ 23,899</b>	<b>\$ 30,096</b>

Holliday's Cove Municipality includes above table 7 and table 7 in Brooke County

HANCOCK COUNTY—Table No. 8  
NEW CUMBERLAND MUNICIPALITY, NEW CUMBERLAND IND.  
DISTRICT, CLAY DISTRICT

CLASS OF PROPERTY	1920	1921	1920	1921
	Assessed Value	Assessed Value	Taxes Levied	Taxes Levied
Real Estate.....	\$ 691,040	\$ 737,480	\$ 23,772	\$ 23,821
Personal Property.....	254,020	312,970	8,738	10,109
Public Utility Property.....	160,097	182,077	5,507	5,781
<b>Total.....</b>	<b>\$ 1,105,157</b>	<b>\$ 1,232,527</b>	<b>\$ 38,017</b>	<b>\$ 39,811</b>
PURPOSES	1920	1921	1920	1921
	Levy on each \$100	Levy on each \$100	Taxes Levied	Taxes Levied
State.....	10 cents	10 cents	\$ 1,105	\$ 1,233
State Virginia Debt.....	10	10	1,105	1,233
<b>Total State.....</b>	<b>20 cents</b>	<b>20 cents</b>	<b>\$ 2,210</b>	<b>\$ 2,466</b>
County, General.....	13 cents	24 cents	\$ 1,436	\$ 2,958
Main County Road.....	10	25	1,105	3,082
Bridge Bonds.....	1½	1	166	123
District Road Bonds.....	32	29	3,537	3,574
Other County Bonds.....	7½	4	829	493
<b>Total County and District.....</b>	<b>64 cents</b>	<b>83 cents</b>	<b>\$ 7,073</b>	<b>\$ 10,230</b>
High School Teachers.....	50 cents	70 cents	\$ 5,526	\$ 8,627
High School Maintenance Building.....	20	20	2,210	2,465
Elementary Teachers.....	80	40	8,841	4,930
Elementary Maintenance Building.....	50	15	5,526	1,849
New Building.....	.....	10	.....	1,233
<b>Total Schools.....</b>	<b>\$ 2.00</b>	<b>\$ 1.55</b>	<b>\$ 22,103</b>	<b>\$ 19,104</b>
Municipal General.....	50 cents	50 cents	\$ 5,526	\$ 6,162
Municipal Bonds.....	10	15	1,105	1,849
<b>Total Municipal.....</b>	<b>60 cents</b>	<b>65 cents</b>	<b>\$ 6,631</b>	<b>\$ 8,011</b>
<b>GRAND TOTAL.....</b>	<b>\$ 3.44</b>	<b>\$ 3.23</b>	<b>\$ 38,017</b>	<b>\$ 39,811</b>

## RECAPITULATION OF HANCOCK COUNTY

## ASSESSED VALUE

Class of Property	1920			1921		
	Districts	Municipalities	Total	Districts	Municipalities	Total
Real Estate.....	\$ 6,878,215	\$ 3,329,520	\$ 10,207,735	\$ 8,183,330	\$ 3,556,740	\$ 11,740,070
Personal Property.....	2,657,970	1,129,450	3,782,420	2,628,800	1,147,630	3,776,430
Public Utility Property.....	1,477,387	747,388	2,224,775	1,687,859	791,178	2,479,037
<b>Total.....</b>	<b>\$ 11,008,572</b>	<b>\$ 5,206,358</b>	<b>\$ 16,214,930</b>	<b>\$ 12,499,989</b>	<b>\$ 5,495,548</b>	<b>\$ 17,995,537</b>

## TAXES LEVIED

Purposes	1920			1921		
	Districts	Municipalities	Total	Districts	Municipalities	Total
State.....	\$ 11,008	\$ 5,205	\$ 16,213	\$ 12,500	\$ 5,496	\$ 17,996
State Virginia Debt.....	11,009	5,207	16,216	12,500	5,496	17,996
<b>Total State.....</b>	<b>\$ 22,017</b>	<b>\$ 10,412</b>	<b>\$ 32,429</b>	<b>\$ 25,000</b>	<b>\$ 10,992</b>	<b>\$ 35,992</b>
County, Genera.....	\$ 14,311	\$ 6,767	\$ 21,078	\$ 29,999	\$ 13,189	\$ 43,188
Main County Road.....	11,009	5,207	16,216	31,250	13,739	44,989
County Road and Bridge.....	1,652	781	2,433			
District Roads.....				11,343		11,343
District Road Bonds.....	28,448	13,699	42,147	28,826	14,237	43,063
Other County Bonds.....	8,257	3,905	12,162	5,000	2,199	7,199
Bridge Bonds.....				1,250	549	1,799
<b>Total County and District.....</b>	<b>\$ 63,677</b>	<b>\$ 30,359</b>	<b>\$ 94,036</b>	<b>\$ 107,668</b>	<b>\$ 43,913</b>	<b>\$ 151,581</b>
High School Teachers.....	\$ 16,670	\$ 14,870	\$ 31,540	\$ 29,983	\$ 22,276	\$ 52,259
High School Maint. Bldg.....	6,753	5,857	12,610	7,034	4,703	11,737
Elementary Teachers.....	66,497	30,711	97,208	71,864	27,304	99,168
Elementary Maint. Bldg.....	15,071	10,081	25,152	17,171	8,456	25,627
New Building.....	19,304	6,101	25,405	27,135	4,411	31,547
School Bonds.....	7,756	4,101	11,857	9,190	4,263	13,453
<b>Total Schools.....</b>	<b>\$ 132,051</b>	<b>\$ 71,721</b>	<b>\$ 203,772</b>	<b>\$ 162,377</b>	<b>\$ 71,414</b>	<b>\$ 233,791</b>
Municipal General.....	\$	\$ 25,578	\$ 25,578	\$	\$ 26,947	\$ 26,947
Municipal Bonds.....		1,105	1,105		1,849	1,849
<b>Total Municipal.....</b>	<b>\$</b>	<b>\$ 26,683</b>	<b>\$ 26,683</b>	<b>\$</b>	<b>\$ 28,796</b>	<b>\$ 28,796</b>
<b>GRAND TOTAL.....</b>	<b>\$ 217,745</b>	<b>\$ 139,175</b>	<b>\$ 356,920</b>	<b>\$ 295,045</b>	<b>\$ 155,115</b>	<b>\$ 450,160</b>
Total Average Rate of Levy on Each \$100	\$ 1.978	\$ 2.673	\$ 2.201	\$ 2.36	\$ 2.823	\$ 2.502
For All Purposes						
On Real Estate.....	\$ 137,592	\$ 88,908	\$ 226,500	\$ 194,633	\$ 100,172	\$ 294,805
On Personal Property.....	53,284	30,249	83,533	62,162	32,614	94,776
On Public Utility Property.....	26,869	20,018	46,887	38,250	22,309	60,579
<b>Total.....</b>	<b>\$ 217,745</b>	<b>\$ 139,175</b>	<b>\$ 356,920</b>	<b>\$ 295,045</b>	<b>\$ 155,115</b>	<b>\$ 450,160</b>



**HARDY COUNTY—Table No. 1**  
**CAPON DISTRICT—(Outside of Wardensville Municipality)**

CLASS OF PROPERTY	1920 Assessed Value	1921 Assessed Value	1920 Taxes Levied	1921 Taxes Levied
Real Estate.....	\$ 350,245	\$ 376,200	\$ 6,655	\$ 7,148
Personal Property.....	241,445	191,745	4,587	3,643
Public Utility Property.....	505	505	10	9
<b>Total.....</b>	<b>\$ 592,195</b>	<b>\$ 568,450</b>	<b>\$ 11,252</b>	<b>\$ 10,800</b>
PURPOSES	1920 Levy on each \$100	1921 Levy on each \$100	1920 Taxes Levied	1921 Taxes Levied
State.....	10 cents	10 cents	\$ 592	\$ 568
State Virginia Debt.....	10	10	592	568
<b>Total State.....</b>	<b>20 cents</b>	<b>20 cents</b>	<b>\$ 1,184</b>	<b>\$ 1,136</b>
County, General.....	25 cents	30 cents	\$ 1,481	\$ 1,705
Main County Road.....	25	25	1,481	1,421
County Road and Bridge.....	10	.....	592	.....
District Road.....	15	15	888	853
District Railroad Bonds.....	.....	10	.....	569
<b>Total County and District.....</b>	<b>75 cents</b>	<b>80 cents</b>	<b>\$ 4,442</b>	<b>\$ 4,548</b>
High School Teachers.....	20 cents	15 cents	\$ 1,184	\$ 853
High School Maintenance Building.....	5	5	296	284
Elementary Teachers.....	40	40	2,369	2,274
Elementary Maintenance Building.....	10	10	592	568
New Building.....	20	20	1,185	1,137
<b>Total Schools.....</b>	<b>95 cents</b>	<b>90 cents</b>	<b>\$ 5,626</b>	<b>\$ 5,116</b>
<b>GRAND TOTAL.....</b>	<b>\$ 1.90</b>	<b>\$ 1.90</b>	<b>\$ 11,252</b>	<b>\$ 10,800</b>

Capon District complete includes Tables 1 and 6.

**HARDY COUNTY—Table No. 2**  
**LOST RIVER DISTRICT**

CLASS OF PROPERTY	1920 Assessed Value	1921 Assessed Value	1920 Taxes Levied	1921 Taxes Levied
Real Estate.....	\$ 564,195	\$ 669,130	\$ 9,366	\$ 10,773
Personal Property.....	670,155	654,635	11,124	10,540
Public Utility Property.....	1,945	1,945	32	31
<b>Total.....</b>	<b>\$ 1,236,295</b>	<b>\$ 1,325,710</b>	<b>\$ 20,522</b>	<b>\$ 21,344</b>
PURPOSES	1920 Levy on each \$100	1921 Levy on each \$100	1920 Taxes Levied	1921 Taxes Levied
State.....	10 cents	10 cents	\$ 1,236	\$ 1,326
State Virginia Debt.....	10	10	1,237	1,326
<b>Total State.....</b>	<b>20 cents</b>	<b>20 cents</b>	<b>\$ 2,473</b>	<b>\$ 2,652</b>
County, General.....	25 cents	30 cents	\$ 3,091	\$ 3,977
Main County Road.....	25	25	3,090	3,314
County Road and Bridge.....	10	.....	1,236	.....
District Road.....	15	15	1,854	1,989
<b>Total County and District.....</b>	<b>75 cents</b>	<b>70 cents</b>	<b>\$ 9,271</b>	<b>\$ 9,280</b>
High School Teachers.....	1 cent	1 cent	\$ 124	\$ 132
Elementary Teachers.....	40	40	4,945	5,303
Elementary Maintenance Building.....	10	15	1,236	1,988
New Building.....	20	15	2,473	1,989
<b>Total Schools.....</b>	<b>71 cents</b>	<b>71 cents</b>	<b>\$ 8,778</b>	<b>\$ 9,412</b>
<b>GRAND TOTAL.....</b>	<b>\$ 1.66</b>	<b>\$ 1.61</b>	<b>\$ 20,522</b>	<b>\$ 21,344</b>

**HARDY COUNTY—Table No. 3**  
**MOOREFIELD DISTRICT—(Outside of Moorefield Municipality)**

CLASS OF PROPERTY	1920	1921	1920	1921
	Assessed Value	Assessed Value	Taxes Levied	Taxes Levied
Real Estate.....	\$ 1,006,300	\$ 995,770	\$ 17,208	\$ 16,430
Personal Property.....	943,205	882,530	16,129	14,562
Public Utility Property.....	153,612	153,744	2,626	2,536
<b>Total.....</b>	<b>\$ 2,103,117</b>	<b>\$ 2,032,044</b>	<b>\$ 35,963</b>	<b>\$ 33,528</b>
PURPOSES	1920	1921	1920	1921
	Levy on each \$100	Levy on each \$100	Taxes Levied	Taxes Levied
State.....	10 cents	10 cents	\$ 2,103	\$ 2,032
State Virginia Debt.....	10	10	2,103	2,032
<b>Total State.....</b>	<b>20 cents</b>	<b>20 cents</b>	<b>\$ 4,206</b>	<b>\$ 4,064</b>
County, General.....	25 cents	30 cents	\$ 5,258	\$ 6,096
Main County Road.....	25	25	5,258	5,080
County Road and Bridge.....	10		2,103	
District Road.....	15	15	3,155	3,048
District Railroad Bonds.....	5	5	1,051	1,016
<b>Total County and District.....</b>	<b>80 cents</b>	<b>75 cents</b>	<b>\$ 16,825</b>	<b>\$ 15,240</b>
High School Teachers.....	12 cents	12 cents	\$ 2,524	\$ 2,438
High School Maintenance Building.....	2	3	421	610
Elementary Teachers.....	40	40	8,411	8,128
Elementary Maintenance Building.....	10	8	2,103	1,626
New Building.....	2	2	421	406
School Bonds.....	5	5	1,051	1,016
<b>Total Schools.....</b>	<b>71 cents</b>	<b>70 cents</b>	<b>\$ 14,932</b>	<b>\$ 14,224</b>
<b>GRAND TOTAL.....</b>	<b>\$ 1.71</b>	<b>\$ 1.65</b>	<b>\$ 35,963</b>	<b>\$ 33,528</b>

Moorefield District complete includes Tables 3 and 5.

**HARDY COUNTY—Table No. 4**  
**SOUTH FORK DISTRICT**

CLASS OF PROPERTY	1920	1921	1920	1921
	Assessed Value	Assessed Value	Taxes Levied	Taxes Levied
Real Estate.....	\$ 929,860	\$ 877,765	\$ 15,436	\$ 14,044
Personal Property.....	733,535	565,535	12,177	9,049
Public Utility Property.....	132,390	132,324	2,197	2,117
<b>Total.....</b>	<b>\$ 1,795,785</b>	<b>\$ 1,575,624</b>	<b>\$ 29,810</b>	<b>\$ 25,210</b>
PURPOSES	1920	1921	1920	1921
	Levy on each \$100	Levy on each \$100	Taxes Levied	Taxes Levied
State.....	10 cents	10 cents	\$ 1,796	\$ 1,576
State Virginia Debt.....	10	10	1,796	1,576
<b>Total State.....</b>	<b>20 cents</b>	<b>20 cents</b>	<b>\$ 3,592</b>	<b>\$ 3,152</b>
County, General.....	25 cents	30 cents	\$ 4,489	\$ 4,727
Main County Road.....	25	25	4,490	3,939
County Road and Bridge.....	10		1,795	
District Road.....	15	15	2,694	2,363
District Railroad Bonds.....	10	5	1,796	788
<b>Total County and District.....</b>	<b>85 cents</b>	<b>75 cents</b>	<b>\$ 15,264</b>	<b>\$ 11,817</b>
High School Teachers.....	3 cents	3 cents	\$ 538	\$ 473
Elementary Teachers.....	40	40	7,183	6,302
Elementary Maintenance Building.....	8	7	1,437	1,103
New Building.....	10	15	1,796	2,363
<b>Total Schools.....</b>	<b>61 cents</b>	<b>65 cents</b>	<b>\$ 10,954</b>	<b>\$ 10,241</b>
<b>GRAND TOTAL.....</b>	<b>\$ 1.66</b>	<b>\$ 1.60</b>	<b>\$ 29,810</b>	<b>\$ 25,210</b>

HARDY COUNTY—Table No. 5  
MCOREFIELD MUNICIPALITY, MOOREFIELD DISTRICT

CLASS OF PROPERTY	1920		1921	
	Assessed Value	Assessed Value	Taxes Levied	Taxes Levied
Real Estate.....	\$ 307,345	\$ 311,720	\$ 6,639	\$ 6,390
Personal Property.....	574,075	629,180	12,400	12,898
Public Utility Property.....	8,276	8,276	178	170
<b>Total.....</b>	<b>\$ 889,696</b>	<b>\$ 949,176</b>	<b>\$ 19,217</b>	<b>\$ 19,458</b>
PURPOSES	1920		1921	
	Levy on each \$100	Levy on each \$100	Taxes Levied	Taxes Levied
State.....	10 cents	10 cents	\$ 890	\$ 949
State Virginia Debt.....	10	10	889	949
<b>Total State.....</b>	<b>20 cents</b>	<b>20 cents</b>	<b>\$ 1,779</b>	<b>\$ 1,898</b>
County, General.....	25 cents	30 cents	\$ 2,224	\$ 2,847
Main County Road.....	25	25	2,224	2,373
County Road and Bridge.....	10	.....	890	.....
District Railroad Bonds.....	5	5	445	475
<b>Total County and District.....</b>	<b>65 cents</b>	<b>60 cents</b>	<b>\$ 5,783</b>	<b>\$ 5,695</b>
High School Teachers.....	12 cents	12 cents	\$ 1,068	\$ 1,139
High School Maintenance Building.....	2	3	178	285
Elementary Teachers.....	40	40	3,559	3,797
Elementary Maintenance Building.....	10	8	889	759
New Building.....	2	2	178	190
School Bonds.....	5	5	445	474
<b>Total Schools.....</b>	<b>71 cents</b>	<b>70 cents</b>	<b>\$ 6,317</b>	<b>\$ 6,644</b>
Municipal General.....	22 cents	36½ cts	\$ 1,957	\$ 3,465
Municipal Bonds.....	38	18½	3,381	1,756
<b>Total Municipal.....</b>	<b>60 cents</b>	<b>55 cents</b>	<b>\$ 5,338</b>	<b>\$ 5,221</b>
<b>GRAND TOTAL.....</b>	<b>\$ 2.16</b>	<b>\$ 2.05</b>	<b>\$ 19,217</b>	<b>\$ 19,458</b>

HARDY COUNTY—Table No. 6  
WARDENSVILLE MUNICIPALITY, CAPON DISTRICT

CLASS OF PROPERTY	1920		1921	
	Assessed Value	Assessed Value	Taxes Levied	Taxes Levied
Real Estate.....	\$ 36,580	\$ 43,010	\$ 721	\$ 847
Personal Property.....	110,495	114,215	2,176	2,250
Public Utility Property.....	.....	.....	.....	.....
<b>Total.....</b>	<b>\$ 147,075</b>	<b>\$ 157,225</b>	<b>\$ 2,897</b>	<b>\$ 3,097</b>
PURPOSES	1920		1921	
	Levy on each \$100	Levy on each \$100	Taxes Levied	Taxes Levied
State.....	10 cents	10 cents	\$ 147	\$ 157
State Virginia Debt.....	10	10	147	157
<b>Total State.....</b>	<b>20 cents</b>	<b>20 cents</b>	<b>\$ 294</b>	<b>\$ 314</b>
County, General.....	25 cents	30 cents	\$ 368	\$ 472
Main County Road.....	25	25	367	393
County Road and Bridge.....	10	.....	147	.....
District Railroad Bonds.....	.....	10	.....	157
<b>Total County and District.....</b>	<b>60 cents</b>	<b>65 cents</b>	<b>\$ 882</b>	<b>\$ 1,022</b>
High School Teachers.....	20 cents	15 cents	\$ 294	\$ 236
High School Maintenance Building.....	5	5	74	79
Elementary Teachers.....	40	40	588	629
Elementary Maintenance Building.....	10	10	147	157
New Building.....	20	20	294	314
<b>Total Schools.....</b>	<b>95 cents</b>	<b>90 cents</b>	<b>\$ 1,397</b>	<b>\$ 1,415</b>
Municipal General.....	22 cents	22 cents	\$ 324	\$ 346
<b>Total Municipal.....</b>	<b>22 cents</b>	<b>22 cents</b>	<b>\$ 324</b>	<b>\$ 346</b>
<b>GRAND TOTAL.....</b>	<b>\$ 1.97</b>	<b>\$ 1.97</b>	<b>\$ 2,897</b>	<b>\$ 3,097</b>

## RECAPITULATION OF HARDY COUNTY

## ASSESSED VALUE

Class of Property	1920			1921		
	Districts	Municipalities	Total	Districts	Municipalities	Total
Real Estate.....	\$ 2,850,600	\$ 343,925	\$ 3,194,525	\$ 2,918,865	\$ 354,730	\$ 3,273,595
Personal Property.....	2,588,340	684,570	3,272,910	2,294,445	743,395	3,037,840
Public Utility Property....	288,452	8,276	296,728	288,518	8,276	296,794
<b>Total.....</b>	<b>\$ 5,727,392</b>	<b>\$ 1,036,771</b>	<b>\$ 6,764,163</b>	<b>\$ 5,501,828</b>	<b>\$ 1,106,401</b>	<b>\$ 6,608,229</b>

## TAXES LEVIED

Purposes	1920			1921		
	Districts	Municipalities	Total	Districts	Municipalities	Total
State.....	\$ 5,727	\$ 1,037	\$ 6,764	\$ 5,502	\$ 1,106	\$ 6,608
State Virginia Debt.....	5,728	1,036	6,764	5,502	1,106	6,608
<b>Total State.....</b>	<b>\$ 11,455</b>	<b>\$ 2,073</b>	<b>\$ 13,528</b>	<b>\$ 11,004</b>	<b>\$ 2,212</b>	<b>\$ 13,216</b>
County, General.....	\$ 14,319	\$ 2,592	\$ 16,911	\$ 16,505	\$ 3,319	\$ 19,824
Main County Road.....	14,319	2,591	16,910	13,754	2,766	16,520
County Road and Bridge..	5,726	1,037	6,763	.....	.....	.....
District Road.....	8,591	.....	8,591	8,253	.....	8,253
District Railroad Bonds...	2,847	445	3,292	2,373	632	3,005
<b>Total County and District.....</b>	<b>\$ 45,802</b>	<b>\$ 6,665</b>	<b>\$ 52,467</b>	<b>\$ 40,885</b>	<b>\$ 6,717</b>	<b>\$ 47,602</b>
High School Teachers.....	\$ 4,370	\$ 1,362	\$ 5,732	\$ 3,896	\$ 1,375	\$ 5,271
High School Maint. Bldg..	717	252	969	894	364	1,258
Elementary Teachers.....	22,909	4,147	27,056	22,007	4,426	26,433
Elementary Maint. Bldg...	5,368	1,036	6,404	5,285	916	6,201
New Building.....	5,875	472	6,347	5,895	504	6,399
School Bonds.....	1,051	445	1,496	1,016	474	1,490
<b>Total Schools.....</b>	<b>\$ 40,290</b>	<b>\$ 7,714</b>	<b>\$ 48,004</b>	<b>\$ 38,993</b>	<b>\$ 8,059</b>	<b>\$ 47,052</b>
Municipal General.....	\$.....	\$ 2,281	\$ 2,281	\$.....	\$ 3,811	\$ 3,811
Municipal Bonds.....	.....	3,381	3,381	.....	1,756	1,756
<b>Total Municipal.....</b>	<b>\$.....</b>	<b>\$ 5,662</b>	<b>\$ 5,662</b>	<b>\$.....</b>	<b>\$ 5,567</b>	<b>\$ 5,567</b>
<b>GRAND TOTAL.....</b>	<b>\$ 97,547</b>	<b>\$ 22,114</b>	<b>\$ 119,661</b>	<b>\$ 90,882</b>	<b>\$ 22,555</b>	<b>\$ 113,437</b>
<b>Total Average Rate of Levy on Each \$100.....</b>	<b>\$ 1.703</b>	<b>\$ 2.133</b>	<b>\$ 1.769</b>	<b>\$ 1.652</b>	<b>\$ 2.039</b>	<b>\$ 1.717</b>
<b>For All Purposes</b>						
On Real Estate.....	\$ 48,665	\$ 7,360	\$ 56,025	\$ 48,395	\$ 7,237	\$ 55,632
On Personal Property.....	44,017	14,576	58,593	37,794	15,148	52,942
On Public Utility Property	4,865	178	5,043	4,693	170	4,863
<b>Total.....</b>	<b>\$ 97,547</b>	<b>\$ 22,114</b>	<b>\$ 119,661</b>	<b>\$ 90,882</b>	<b>\$ 22,555</b>	<b>\$ 113,437</b>

HARRISON COUNTY—Table No. 1  
 CLARK DISTRICT—(Outside of Clarksburg Municipality and Clarksburg Ind. District)

CLASS OF PROPERTY	1920 Assessed Value	1921 Assessed Value	1920 Taxes Levied	1921 Taxes Levied
Real Estate.....	\$ 2,797,230	\$ 2,898,850	\$ 58,183	\$ 65,514
Personal Property.....	1,229,820	1,306,650	25,580	29,530
Public Utility Property.....	1,938,617	1,786,443	40,323	40,374
<b>Total.....</b>	<b>\$ 5,965,667</b>	<b>\$ 5,991,943</b>	<b>\$ 124,086</b>	<b>\$ 135,418</b>

PURPOSES	1920 Levy on each \$100	1921 Levy on each \$100	1920 Taxes Levied	1921 Taxes Levied
State.....	10 cents	10 cents	\$ 5,966	\$ 5,992
State Virginia Debt.....	10	10	5,965	5,992
<b>Total State.....</b>	<b>20 cents</b>	<b>20 cents</b>	<b>\$ 11,931</b>	<b>\$ 11,984</b>
County, General.....	25 cents	20 cents	\$ 14,914	\$ 11,984
Main County Road.....	25	25	14,914	14,980
County Road and Bridge.....	10	.....	5,966	.....
District Road.....	30	15	17,897	8,988
<b>Total County and District.....</b>	<b>90 cents</b>	<b>60 cents</b>	<b>\$ 53,691</b>	<b>\$ 35,952</b>
High School Teachers.....	8 cents	23 cents	\$ 4,773	\$ 13,781
High School Maintenance Building.....	.....	6	.....	3,595
Elementary Teachers.....	40	40	23,863	23,968
Elementary Maintenance Building.....	10	12	5,966	7,190
New Building.....	40	65	23,862	38,948
<b>Total Schools.....</b>	<b>98 cents</b>	<b>\$ 1.46</b>	<b>\$ 58,464</b>	<b>\$ 87,482</b>
<b>GRAND TOTAL.....</b>	<b>\$ 2.08</b>	<b>\$ 2.26</b>	<b>\$ 124,086</b>	<b>\$ 135,418</b>

Clark District complete includes Tables 1, 12, 17, 19, 20 and 21.

HARRISON COUNTY—Table No. 2  
 CLAY DISTRICT—(Outside Shinnston Municipality)

CLASS OF PROPERTY	1920 Assessed Value	1921 Assessed Value	1920 Taxes Levied	1921 Taxes Levied
Real Estate.....	\$ 2,966,560	\$ 3,007,050	\$ 71,791	\$ 76,379
Personal Property.....	1,845,190	1,927,570	44,654	48,960
Public Utility Property.....	1,742,492	1,844,187	42,168	46,843
<b>Total.....</b>	<b>\$ 6,554,242</b>	<b>\$ 6,778,807</b>	<b>\$ 158,613</b>	<b>\$ 172,182</b>

PURPOSES	1920 Levy on each \$100	1921 Levy on each \$100	1920 Taxes Levied	1921 Taxes Levied
State.....	10 cents	10 cents	\$ 6,554	\$ 6,779
State Virginia Debt.....	10	10	6,554	6,779
<b>Total State.....</b>	<b>20 cents</b>	<b>20 cents</b>	<b>\$ 13,108</b>	<b>\$ 13,558</b>
County, General.....	25 cents	20 cents	\$ 16,386	\$ 13,558
Main County Road.....	25	25	16,385	16,947
County Road and Bridge.....	10	.....	6,555	.....
District Road.....	15	15	9,831	10,168
District Road Bonds.....	28	28	18,352	18,981
<b>Total County and District.....</b>	<b>\$ 1.03</b>	<b>88 cents</b>	<b>\$ 67,509</b>	<b>\$ 59,654</b>
High School Teachers.....	23 cents	30 cents	\$ 15,075	\$ 20,336
High School Maintenance Building.....	9½	5	6,227	3,389
Elementary Teachers.....	54	54	35,393	36,606
Elementary Maintenance Building.....	16	10½	10,487	7,118
New Building.....	10	40	6,554	27,115
School Bonds.....	6½	6½	4,260	4,406
<b>Total Schools.....</b>	<b>\$ 1.19</b>	<b>\$ 1.46</b>	<b>\$ 77,996</b>	<b>\$ 98,970</b>
<b>GRAND TOTAL.....</b>	<b>\$ 2.42</b>	<b>\$ 2.54</b>	<b>\$ 158,613</b>	<b>\$ 172,182</b>

Clay District complete includes Tables 2 and 27.

**HARRISON COUNTY—Table No. 3**  
**COAL DISTRICT—(Outside Clarksburg Municipality and Clarksburg Ind. District)**

CLASS OF PROPERTY	1920	1921	1920	1921
	Assessed Value	Assessed Value	Taxes Levied	Taxes Levied
Real Estate.....	\$ 2,911,290	\$ 2,999,240	\$ 91,123	\$ 75,581
Personal Property.....	1,530,880	1,616,940	47,917	40,747
Public Utility Property.....	4,452,700	4,178,465	139,369	105,297
<b>Total.....</b>	<b>\$ 8,894,870</b>	<b>\$ 8,794,645</b>	<b>\$ 278,409</b>	<b>\$ 221,625</b>
PURPOSES	1920	1921	1920	1921
	Levy on each \$100	Levy on each \$100	Taxes Levied	Taxes Levied
State.....	10 cents	10 cents	\$ 8,895	\$ 8,795
State Virginia Debt.....	10	10	8,895	8,795
<b>Total State.....</b>	<b>20 cents</b>	<b>20 cents</b>	<b>\$ 17,790</b>	<b>\$ 17,590</b>
County, General.....	25 cents	20 cents	\$ 22,237	\$ 17,589
Main County Road.....	25	25	22,237	21,987
County Road and Bridge.....	10	.....	8,895	.....
District Road.....	30	15	26,685	13,192
<b>Total County and District.....</b>	<b>90 cents</b>	<b>60 cents</b>	<b>\$ 80,054</b>	<b>\$ 52,768</b>
High School Teachers.....	25 cents	27 cents	\$ 22,237	\$ 23,745
High School Maintenance Building.....	10	10	8,895	8,795
Elementary Teachers.....	79	79	70,269	69,478
Elementary Maintenance Building.....	18	18	16,011	15,830
New Building.....	20	28	17,790	24,625
School Bonds.....	11	10	9,784	8,794
Special Additional Building.....	40	.....	35,579	.....
<b>Total Schools.....</b>	<b>\$ 2.03</b>	<b>\$ 1.72</b>	<b>\$ 180,565</b>	<b>\$ 151,267</b>
<b>GRAND TOTAL.....</b>	<b>\$ 3.13</b>	<b>\$ 2.52</b>	<b>\$ 278,409</b>	<b>\$ 221,625</b>

Coal District complete includes Tables 3, 13, 18, 22, 23 and 24.

**HARRISON COUNTY—Table No. 4**  
**EAGLE DISTRICT—(Outside of Lumberport Municipality)**

CLASS OF PROPERTY	1920	1921	1920	1921
	Assessed Value	Assessed Value	Taxes Levied	Taxes Levied
Real Estate.....	\$ 3,450,840	\$ 3,548,160	\$ 80,060	\$ 65,641
Personal Property.....	1,325,790	1,504,400	30,758	27,831
Public Utility Property.....	2,711,214	2,671,871	62,900	49,430
<b>Total.....</b>	<b>\$ 7,487,844</b>	<b>\$ 7,724,431</b>	<b>\$ 173,718</b>	<b>\$ 142,902</b>
PURPOSES	1920	1921	1920	1921
	Levy on each \$100	Levy on each \$100	Taxes Levied	Taxes Levied
State.....	10 cents	10 cents	\$ 7,488	\$ 7,724
State Virginia Debt.....	10	10	7,488	7,724
<b>Total State.....</b>	<b>20 cents</b>	<b>20 cents</b>	<b>\$ 14,976</b>	<b>\$ 15,448</b>
County, General.....	25 cents	20 cents	\$ 18,720	\$ 15,449
Main County Road.....	25	25	18,719	19,311
County Road and Bridge.....	10	.....	7,487	.....
District Road.....	30	15	22,464	11,587
<b>Total County and District.....</b>	<b>90 cents</b>	<b>60 cents</b>	<b>\$ 67,390</b>	<b>\$ 46,347</b>
High School Teachers.....	18 cents	20 cents	\$ 13,478	\$ 15,449
High School Maintenance Building.....	4	3	2,995	2,318
Elementary Teachers.....	40	40	29,951	30,898
Elementary Maintenance Building.....	40	12	29,952	9,269
New Building.....	10	30	7,488	23,173
Additional Teachers.....	10	.....	7,488	.....
<b>Total Schools.....</b>	<b>\$ 1.22</b>	<b>\$ 1.05</b>	<b>\$ 91,352</b>	<b>\$ 81,107</b>
<b>GRAND TOTAL.....</b>	<b>\$ 2.32</b>	<b>\$ 1.85</b>	<b>\$ 173,718</b>	<b>\$ 142,902</b>

Eagle District complete includes Tables 4 and 25.

**HARRISON COUNTY—Table No. 5  
ELK DISTRICT**

CLASS OF PROPERTY	1920 Assessed Value	1921 Assessed Value	1920 Taxes Levied	1921 Taxes Levied
Real Estate .....	\$ 1,170,830	\$ 1,173,000	\$ 17,328	\$ 14,428
Personal Property .....	488,610	426,270	7,231	5,243
Public Utility Property .....	357,149	413,688	5,286	5,088
<b>Total .....</b>	<b>\$ 2,016,589</b>	<b>\$ 2,012,958</b>	<b>\$ 29,845</b>	<b>\$ 24,759</b>
PURPOSES	1920 Levy on each \$100	1921 Levy on each \$100	1920 Taxes Levied	1921 Taxes Levied
State .....	10 cents	10 cents	\$ 2,016	\$ 2,013
State Virginia Debt .....	10	10	2,017	2,013
<b>Total State .....</b>	<b>20 cents</b>	<b>20 cents</b>	<b>\$ 4,033</b>	<b>\$ 4,026</b>
County, General .....	25 cents	20 cents	\$ 5,041	\$ 4,026
Main County Road .....	25	25	5,042	5,032
County Road and Bridge .....	10	.....	2,016	.....
District Road .....	30	15	6,050	3,019
<b>Total County and District .....</b>	<b>90 cents</b>	<b>60 cents</b>	<b>\$ 18,149</b>	<b>\$ 12,077</b>
Elementary Teachers .....	31 cents	37 cents	\$ 6,251	\$ 7,448
Elementary Maintenance Building .....	7	6	1,412	1,208
<b>Total Schools .....</b>	<b>38 cents</b>	<b>43 cents</b>	<b>\$ 7,663</b>	<b>\$ 8,656</b>
<b>GRAND TOTAL .....</b>	<b>\$ 1.48</b>	<b>\$ 1.23</b>	<b>\$ 29,845</b>	<b>\$ 24,759</b>

**HARRISON COUNTY—Table No. 6  
GRANT DISTRICT—(Outside Sheets Mills Ind. District)**

CLASS OF PROPERTY	1920 Assessed Value	1921 Assessed Value	1920 Taxes Levied	1921 Taxes Levied
Real Estate .....	\$ 1,886,620	\$ 2,317,960	\$ 35,469	\$ 39,637
Personal Property .....	1,087,350	1,499,780	20,442	25,646
Public Utility Property .....	2,522,394	2,601,400	47,421	44,484
<b>Total .....</b>	<b>\$ 5,496,364</b>	<b>\$ 6,419,140</b>	<b>\$ 103,332</b>	<b>\$ 109,767</b>
PURPOSES	1920 Levy on each \$100	1921 Levy on each \$100	1920 Taxes Levied	1921 Taxes Levied
State .....	10 cents	10 cents	\$ 5,496	\$ 6,419
State Virginia Debt .....	10	10	5,497	6,419
<b>Total State .....</b>	<b>20 cents</b>	<b>20 cents</b>	<b>\$ 10,993</b>	<b>\$ 12,838</b>
County, General .....	25 cents	20 cents	\$ 13,741	\$ 12,838
Main County Road .....	25	25	13,741	16,048
County Road and Bridge .....	10	.....	5,496	.....
District Road .....	30	15	16,489	9,629
<b>Total County and District .....</b>	<b>90 cents</b>	<b>60 cents</b>	<b>\$ 49,467</b>	<b>\$ 38,515</b>
High School Teachers .....	12 cents	10 cents	\$ 6,596	\$ 6,419
High School Maintenance Building .....	3	2	1,649	1,284
Elementary Teachers .....	36	36	19,787	23,109
Elementary Maintenance Building .....	7	4	3,847	2,567
New Building .....	20	39	10,993	25,035
<b>Total Schools .....</b>	<b>78 cents</b>	<b>91 cents</b>	<b>\$ 42,872</b>	<b>\$ 58,414</b>
<b>GRAND TOTAL .....</b>	<b>\$ 1.88</b>	<b>\$ 1.71</b>	<b>\$ 103,332</b>	<b>\$ 109,767</b>

Grant District complete includes Tables 6 and 15.

**HARRISON COUNTY—Table No. 7  
SARDIS DISTRICT**

CLASS OF PROPERTY	1920	1921	1920	1921
	Assessed Value	Assessed Value	Taxes Levied	Taxes Levied
Real Estate.....	\$ 3,176,520	\$ 3,144,810	\$ 57,178	\$ 44,971
Personal Property.....	1,609,670	1,610,510	28,974	23,030
Public Utility Property.....	1,967,528	2,024,362	35,415	28,949
<b>Total.....</b>	<b>\$ 6,753,718</b>	<b>\$ 6,779,682</b>	<b>\$ 121,567</b>	<b>\$ 96,950</b>
PURPOSES	1920	1921	1920	1921
	Levy on each \$100	Levy on each \$100	Taxes Levied	Taxes Levied
State.....	10 cents	10 cents	\$ 6,754	\$ 6,780
State Virginia Debt.....	10	10	6,753	6,780
<b>Total State.....</b>	<b>20 cents</b>	<b>20 cents</b>	<b>\$ 13,507</b>	<b>\$ 13,560</b>
County, General.....	25 cents	20 cents	\$ 16,884	\$ 13,559
Main County Road.....	25	25	16,885	16,949
County Road and Bridge.....	10		6,754	
District Road.....	30	15	20,261	10,170
<b>Total County and District.....</b>	<b>90 cents</b>	<b>60 cents</b>	<b>\$ 60,784</b>	<b>\$ 40,678</b>
High School Teachers.....	10 cents	13 cents	\$ 6,754	\$ 8,814
High School Maintenance Building.....	3	2	2,026	1,356
Elementary Teachers.....	27	30	18,235	20,339
Elementary Maintenance Building.....	10	8	6,754	5,424
New Building.....	20	10	13,507	6,779
<b>Total Schools.....</b>	<b>70 cents</b>	<b>63 cents</b>	<b>\$ 47,276</b>	<b>\$ 42,712</b>
<b>GRAND TOTAL.....</b>	<b>\$ 1.80</b>	<b>\$ 1.43</b>	<b>\$ 121,567</b>	<b>\$ 96,950</b>

**HARRISON COUNTY—Table No. 8  
SIMPSON DISTRICT—(Outside of Bridgeport Ind. District)**

CLASS OF PROPERTY	1920	1921	1920	1921
	Assessed Value	Assessed Value	Taxes Levied	Taxes Levied
Real Estate.....	\$ 2,341,590	\$ 2,358,540	\$ 41,446	\$ 44,576
Personal Property.....	893,190	859,640	15,810	16,247
Public Utility Property.....	1,089,926	1,071,562	19,291	20,253
<b>Total.....</b>	<b>\$ 4,324,706</b>	<b>\$ 4,289,742</b>	<b>\$ 76,547</b>	<b>\$ 81,076</b>
PURPOSES	1920	1921	1920	1921
	Levy on each \$100	Levy on each \$100	Taxes Levied	Taxes Levied
State.....	10 cents	10 cents	\$ 4,325	\$ 4,290
State Virginia Debt.....	10	10	4,324	4,290
<b>Total State.....</b>	<b>20 cents</b>	<b>20 cents</b>	<b>\$ 8,649</b>	<b>\$ 8,580</b>
County, General.....	25 cents	20 cents	\$ 10,811	\$ 8,579
Main County Road.....	25	25	10,812	10,724
County Road and Bridge.....	10		4,325	
District Road.....	30	15	12,974	6,435
<b>Total County and District.....</b>	<b>90 cents</b>	<b>60 cents</b>	<b>\$ 38,922</b>	<b>\$ 25,738</b>
High School Teachers.....	cents	24 cents	\$.....	\$ 10,295
High School Maintenance Building.....	40	5		2,145
Elementary Teachers.....	10	40	17,299	17,159
Elementary Maintenance Building.....	10	11	4,325	4,719
New Building.....	10	11	4,325	4,719
School Bonds.....		18		7,721
Additional Building.....	7		3,027	
<b>Total Schools.....</b>	<b>67 cents</b>	<b>\$ 1.09</b>	<b>\$ 28,976</b>	<b>\$ 46,758</b>
<b>GRAND TOTAL.....</b>	<b>\$ 1.77</b>	<b>\$ 1.89</b>	<b>\$ 76,547</b>	<b>\$ 81,076</b>

Simpson District complete includes Tables 8, 11 and 16.



**HARRISON COUNTY—Table No. 9**  
**TEN MILE DISTRICT—(Outside Salem Ind. District)**

CLASS OF PROPERTY	1920	1921	1920	1921
	Assessed Value	Assessed Value	Taxes Levied	Taxes Levied
Real Estate.....	\$ 2,880,110	\$ 2,982,070	\$ 46,946	\$ 37,574
Personal Property.....	1,911,270	1,929,850	31,154	24,316
Public Utility Property.....	1,586,799	1,538,978	25,864	19,391
<b>Total.....</b>	<b>\$ 6,378,179</b>	<b>\$ 6,450,898</b>	<b>\$ 103,964</b>	<b>\$ 81,281</b>
PURPOSES	1920	1921	1920	1921
	Levy on each \$100	Levy on each \$100	Taxes Levied	Taxes Levied
State.....	10 cents	10 cents	\$ 6,378	\$ 6,451
State Virginia Debt.....	10	10	6,378	6,451
<b>Total State.....</b>	<b>20 cents</b>	<b>20 cents</b>	<b>\$ 12,756</b>	<b>\$ 12,902</b>
County, General.....	25 cents	20 cents	\$ 15,945	\$ 12,902
Main County Road.....	25	25	15,946	16,127
County Road and Bridge.....	10		6,378	
District Road.....	30	15	19,135	9,676
<b>Total County and District.....</b>	<b>90 cents</b>	<b>60 cents</b>	<b>\$ 57,404</b>	<b>\$ 38,705</b>
High School Teachers.....	8 cents	18 cents	\$ 5,102	\$ 11,612
High School Maintenance Building.....	6		3,827	
Elementary Teachers.....	29	18	18,497	11,611
Elementary Maintenance Building.....	10		6,378	
New Building.....		10		6,451
<b>Total Schools.....</b>	<b>53 cents</b>	<b>46 cents</b>	<b>\$ 33,804</b>	<b>\$ 29,674</b>
<b>GRAND TOTAL.....</b>	<b>\$ 1.63</b>	<b>\$ 1.26</b>	<b>\$ 103,964</b>	<b>\$ 81,281</b>

Ten Mill District complete includes Tables 9, 14 and 26.

**HARRISON COUNTY—Table No. 10**  
**UNION DISTRICT—(Outside of West Milford Municipality)**

CLASS OF PROPERTY	1920	1921	1920	1921
	Assessed Value	Assessed Value	Taxes Levied	Taxes Levied
Real Estate.....	\$ 2,817,810	\$ 2,817,760	\$ 43,676	\$ 36,913
Personal Property.....	1,529,620	1,416,730	23,709	18,559
Public Utility Property.....	3,503,027	4,019,496	54,297	52,655
<b>Total.....</b>	<b>\$ 7,850,457</b>	<b>\$ 8,253,986</b>	<b>\$ 121,682</b>	<b>\$ 108,127</b>
PURPOSES	1920	1921	1920	1921
	Levy on each \$100	Levy on each \$100	Taxes Levied	Taxes Levied
State.....	10 cents	10 cents	\$ 7,850	\$ 8,254
State Virginia Debt.....	10	10	7,851	8,254
<b>Total State.....</b>	<b>20 cents</b>	<b>20 cents</b>	<b>\$ 15,701</b>	<b>\$ 16,508</b>
County, General.....	25 cents	20 cents	\$ 19,626	\$ 16,508
Main County Road.....	25	25	19,627	20,635
County Road and Bridge.....	10		7,850	
District Road.....	30	15	23,551	12,381
<b>Total County and District.....</b>	<b>90 cents</b>	<b>60 cents</b>	<b>\$ 70,654</b>	<b>\$ 49,524</b>
High School Teachers.....	11 cents	11 cents	\$ 8,636	\$ 9,079
High School Maintenance Building.....	2	2	1,570	1,651
Elementary Teachers.....	25	26	19,626	21,460
Elementary Maintenance Building.....	7	2	5,495	1,651
New Building.....		10		8,254
<b>Total Schools.....</b>	<b>45 cents</b>	<b>51 cents</b>	<b>\$ 35,327</b>	<b>\$ 42,095</b>
<b>GRAND TOTAL.....</b>	<b>\$ 1.55</b>	<b>\$ 1.31</b>	<b>\$ 121,682</b>	<b>\$ 108,127</b>

Union District complete includes Tables 10 and 28.

HARRISON COUNTY—Table No. 11  
BRIDGEPORT IND. DISTRICT, SIMPSON DISTRICT—(Outside of  
Bridgeport Municipality)

CLASS OF PROPERTY	1920	1921	1920	1921
	Assessed Value	Assessed Value	Taxes Levied	Taxes Levied
Real Estate.....	\$ 112,040	\$ 126,720	\$ 2,465	\$ 2,344
Personal Property.....	83,770	46,780	1,843	865
Public Utility Property.....	237,067	338,291	5,215	6,259
<b>Total.....</b>	<b>\$ 432,877</b>	<b>\$ 511,791</b>	<b>\$ 9,523</b>	<b>\$ 9,468</b>
PURPOSES	1920	1921	1920	1921
	Levy on each \$100	Levy on each \$100	Taxes Levied	Taxes Levied
State.....	10 cents	10 cents	\$ 433	\$ 512
State Virginia Debt.....	10	10	433	512
<b>Total State.....</b>	<b>20 cents</b>	<b>20 cents</b>	<b>\$ 866</b>	<b>\$ 1,024</b>
County, General.....	25 cents	20 cents	\$ 1,082	\$ 1,023
Main County Road.....	25	25	1,082	1,279
County Road and Bridge.....	10	.....	433	.....
District Road.....	30	15	1,299	768
<b>Total County and District.....</b>	<b>90 cents</b>	<b>60 cents</b>	<b>\$ 3,896</b>	<b>\$ 3,070</b>
High School Teachers.....	40 cents	24 cents	\$ 1,732	\$ 1,228
High School Maintenance Building.....	10	5	432	256
Elementary Teachers.....	38	38	1,645	1,945
Elementary Maintenance Building.....	17	7	736	358
New Building.....	.....	11	.....	563
School Bonds.....	5	20	216	1,024
<b>Total Schools.....</b>	<b>\$ 1.10</b>	<b>\$ 1.05</b>	<b>\$ 4,761</b>	<b>\$ 5,374</b>
<b>GRAND TOTAL.....</b>	<b>\$ 2.20</b>	<b>\$ 1.85</b>	<b>\$ 9,523</b>	<b>\$ 9,468</b>

Bridgeport Independent District complete includes Tables 11 and 16.

HARRISON COUNTY—Table No. 12  
CLARKSBURG IND. DISTRICT, CLARK DISTRICT—(Outside of Clarks-  
burg Municipality)

CLASS OF PROPERTY	1920	1921	1920	1921
	Assessed Value	Assessed Value	Taxes Levied	Taxes Levied
Real Estate.....	\$ 115,900	\$ 213,090	\$ 2,828	\$ 4,538
Personal Property.....	59,640	84,360	1,455	1,797
Public Utility Property.....	.....	.....	.....	.....
<b>Total.....</b>	<b>\$ 175,540</b>	<b>\$ 297,450</b>	<b>\$ 4,283</b>	<b>\$ 6,335</b>
PURPOSES	1920	1921	1920	1921
	Levy on each \$100	Levy on each \$100	Taxes Levied	Taxes Levied
State.....	10 cents	10 cents	\$ 175	\$ 297
State Virginia Debt.....	10	10	176	297
<b>Total State.....</b>	<b>20 cents</b>	<b>20 cents</b>	<b>\$ 351</b>	<b>\$ 594</b>
County, General.....	25 cents	20 cents	\$ 439	\$ 595
Main County Road.....	25	25	439	744
County Road and Bridge.....	10	.....	175	.....
District Road.....	30	15	527	446
<b>Total County and District.....</b>	<b>90 cents</b>	<b>60 cents</b>	<b>\$ 1,580</b>	<b>\$ 1,785</b>
High School Teachers.....	18 cents	20 cents	\$ 316	\$ 595
High School Maintenance Building.....	4	5	70	149
Elementary Teachers.....	43	45	755	1,339
Elementary Maintenance Building.....	20	17	351	505
New Building.....	40	40	702	1,190
School Bonds.....	9	6	158	178
<b>Total Schools.....</b>	<b>\$ 1.34</b>	<b>\$ 1.33</b>	<b>\$ 2,352</b>	<b>\$ 3,956</b>
<b>GRAND TOTAL.....</b>	<b>\$ 2.44</b>	<b>\$ 2.13</b>	<b>\$ 4,283</b>	<b>\$ 6,335</b>

Clarksburg Independent District complete includes Tables 12, 13, 17, 18, 19 and 20.

**HARRISON COUNTY—Table No. 13**  
**CLARKSBURG IND. DISTRICT, COAL DISTRICT—(Outside of Clarksburg Municipality)**

CLASS OF PROPERTY	1920		1921	
	Assessed Value	Assessed Value	Taxes Levied	Taxes Levied
Real Estate.....	\$ 218,200	\$ 218,200	\$ 5,324	\$ 4,648
Personal Property.....	894,250	.....	21,820	.....
Public Utility Property.....	201,170	175,392	4,908	3,736
<b>Total.....</b>	<b>\$ 1,313,620</b>	<b>\$ 393,592</b>	<b>\$ 32,052</b>	<b>\$ 8,384</b>
PURPOSES	1920		1921	
	Levy on each \$100	Levy on each \$100	Taxes Levied	Taxes Levied
State.....	10 cents	10 cents	\$ 1,313	\$ 394
State Virginia Debt.....	10	10	1,314	394
<b>Total State.....</b>	<b>20 cents</b>	<b>20 cents</b>	<b>\$ 2,627</b>	<b>\$ 788</b>
County, General.....	25 cents	20 cents	\$ 3,284	\$ 787
Main County Road.....	25	25	3,284	984
County Road and Bridge.....	10	.....	1,314	.....
District Road.....	30	15	3,941	590
<b>Total County and District.....</b>	<b>90 cents</b>	<b>60 cents</b>	<b>\$ 11,823</b>	<b>\$ 2,361</b>
High School Teachers.....	18 cents	20 cents	\$ 2,365	\$ 787
High School Maintenance Building.....	4	5	525	197
Elementary Teachers.....	45	45	5,649	1,771
Elementary Maintenance Building.....	70	17	2,627	669
New Building.....	40	40	5,254	1,575
School Bonds.....	9	6	1,182	236
<b>Total Schools.....</b>	<b>\$ 1.34</b>	<b>\$ 1.33</b>	<b>\$ 17,602</b>	<b>\$ 5,235</b>
<b>GRAND TOTAL.....</b>	<b>\$ 2.44</b>	<b>\$ 2.13</b>	<b>\$ 32,052</b>	<b>\$ 8,384</b>

Clarksburg Independent District complete includes Tables 12, 13, 17, 18 19 and 20.

**HARRISON COUNTY—Table No. 14**  
**SALEM IND. DISTRICT, TEN MILE DISTRICT—(Outside of Salem)**

CLASS OF PROPERTY	1920		1921	
	Assessed Value	Assessed Value	Taxes Levied	Taxes Levied
Real Estate.....	\$ 263,410	\$ 266,020	\$ 6,638	\$ 7,316
Personal Property.....	153,980	68,920	3,880	1,895
Public Utility Property.....	210,025	139,030	5,293	3,823
<b>Total.....</b>	<b>\$ 627,415</b>	<b>\$ 473,970</b>	<b>\$ 15,811</b>	<b>\$ 13,034</b>
PURPOSES	1920		1921	
	Levy on each \$100	Levy on each \$100	Taxes Levied	Taxes Levied
State.....	10 cents	10 cents	\$ 627	\$ 474
State Virginia Debt.....	10	10	628	474
<b>Total State.....</b>	<b>20 cents</b>	<b>20 cents</b>	<b>\$ 1,255</b>	<b>\$ 948</b>
County, General.....	25 cents	20 cents	\$ 1,568	\$ 948
Main County Road.....	25	25	1,569	1,185
County Road and Bridge.....	10	.....	627	.....
District Road.....	30	15	1,882	711
<b>Total County and District.....</b>	<b>90 cents</b>	<b>60 cents</b>	<b>\$ 5,646</b>	<b>\$ 2,844</b>
High School Teachers.....	35 cents	62 cents	\$ 2,196	\$ 2,938
High School Maintenance Building.....	10	10	627	474
Elementary Teachers.....	52	63	3,263	2,986
Elementary Maintenance Building.....	17	15	1,067	711
New Building.....	8	20	502	948
School Bonds.....	20	25	1,255	1,185
<b>Total Schools.....</b>	<b>\$ 1.42</b>	<b>\$ 1.95</b>	<b>\$ 8,910</b>	<b>\$ 9,242</b>
<b>GRAND TOTAL.....</b>	<b>\$ 2.52</b>	<b>\$ 2.75</b>	<b>\$ 15,811</b>	<b>\$ 13,034</b>

Salem Independent District complete includes Tables 14 and 26 herein and Table 9 of Doddridge County.

**HARRISON COUNTY—Table No. 15**  
**SHEETS MILLS IND. DISTRICT, GRANT DISTRICT**

CLASS OF PROPERTY	1920 Assessed Value	1921 Assessed Value	1920 Taxes Levied	1921 Taxes Levied
Real Estate.....	\$ 357,740	\$ *	\$ 6,082	\$ .....
Personal Property.....	136,940	.....	2,328	.....
Public Utility Property.....	35,111	.....	597	.....
<b>Total.....</b>	<b>\$ 529,791</b>	<b>\$ .....</b>	<b>\$ 9,007</b>	<b>\$ .....</b>
PURPOSES	1920 Levy on each \$100	1921 Levy on each \$100	1920 Taxes Levied	1921 Taxes Levied
State.....	10 cents	..... cents	\$ 530	\$ .....
State Virginia Debt.....	10	.....	530	.....
<b>Total State.....</b>	<b>20 cents</b>	<b>..... cents</b>	<b>\$ 1,060</b>	<b>\$ .....</b>
County, General.....	25 cents	..... cents	\$ 1,324	\$ .....
Main County Road.....	25	.....	1,325	.....
County Road and Bridge.....	10	.....	530	.....
District Road.....	30	.....	1,589	.....
<b>Total County and District.....</b>	<b>90 cents</b>	<b>..... cents</b>	<b>\$ 4,768</b>	<b>\$ .....</b>
High School Teachers.....	..... cents	..... cents	\$ .....	\$ .....
High School Maintenance Building.....	.....	.....	.....	.....
Elementary Teachers.....	40	.....	2,119	.....
Elementary Maintenance Building.....	10	.....	530	.....
New Building.....	10	.....	530	.....
<b>Total Schools.....</b>	<b>60 cents</b>	<b>..... cents</b>	<b>\$ 3,179</b>	<b>\$ .....</b>
<b>GRAND TOTAL.....</b>	<b>\$ 1.70</b>	<b>..... cents</b>	<b>\$ 9,007</b>	<b>\$ .....</b>

\* Independent District abolished by Chap. 39, Acts, 1921.

**HARRISON COUNTY—Table No. 16**  
**BRIDGEPORT MUNICIPALITY, BRIDGEPORT IND. DISTRICT,**  
**SIMPSON DISTRICT**

CLASS OF PROPERTY	1920 Assessed Value	1921 Assessed Value	1920 Taxes Levied	1921 Taxes Levied
Real Estate.....	\$ 618,470	\$ 631,190	\$ 15,771	\$ 14,833
Personal Property.....	522,450	570,210	13,322	13,400
Public Utility Property.....	173,644	197,942	4,428	4,651
<b>Total.....</b>	<b>\$ 1,314,564</b>	<b>\$ 1,399,342</b>	<b>\$ 33,521</b>	<b>\$ 32,884</b>
PURPOSES	1920 Levy on each \$100	1921 Levy on each \$100	1920 Taxes Levied	1921 Taxes Levied
State.....	10 cents	10 cents	\$ 1,314	\$ 1,399
State Virginia Debt.....	10	10	1,315	1,399
<b>Total State.....</b>	<b>20 cents</b>	<b>20 cents</b>	<b>\$ 2,629</b>	<b>\$ 2,798</b>
County, General.....	25 cents	20 cents	\$ 3,286	\$ 2,799
Main County Road.....	25	25	3,287	3,498
County Road and Bridge.....	10	.....	1,314	.....
<b>Total County and District.....</b>	<b>60 cents</b>	<b>45 cents</b>	<b>\$ 7,887</b>	<b>\$ 6,297</b>
High School Teachers.....	40 cents	24 cents	\$ 5,258	\$ 3,358
High School Maintenance Building.....	10	5	1,315	700
Elementary Teachers.....	38	38	4,995	5,317
Elementary Maintenance Building.....	17	7	2,235	980
New Building.....	.....	11	.....	1,539
School Bonds.....	5	20	657	2,799
<b>Total Schools.....</b>	<b>\$ 1.10</b>	<b>\$ 1.05</b>	<b>\$ 14,460</b>	<b>\$ 14,693</b>
Municipal General.....	50 cents	50 cents	\$ 6,573	\$ 6,997
Municipal Bonds.....	15	15	1,972	2,099
<b>Total Municipal.....</b>	<b>65 cents</b>	<b>65 cents</b>	<b>\$ 8,545</b>	<b>\$ 9,096</b>
<b>GRAND TOTAL.....</b>	<b>\$ 2.55</b>	<b>\$ 2.35</b>	<b>\$ 33,521</b>	<b>\$ 32,884</b>

Bridgeport Independent District complete includes Tables 11 and 16.

**HARRISON COUNTY—Table No. 17**  
**CLARKSBURG MUNICIPALITY, CLARKSBURG IND. DISTRICT,**  
**CLARK DISTRICT**

CLASS OF PROPERTY	1920		1921	
	Assessed Value	Assessed Value	Taxes Levied	Taxes Levied
Real Estate.....	\$ 8,375,590	\$ 8,601,690	\$ 242,055	\$ 256,330
Personal Property.....	6,410,340	6,454,920	185,259	192,357
Public Utility Property.....	1,153,381	1,262,466	33,332	37,621
<b>Total.....</b>	<b>\$ 15,939,311</b>	<b>\$ 16,319,076</b>	<b>\$ 460,646</b>	<b>\$ 486,308</b>
PURPOSES	1920		1921	
	Levy on each \$100	Levy on each \$100	Taxes Levied	Taxes Levied
State.....	10 cents	10 cents	\$ 15,939	\$ 16,319
State Virginia Debt.....	10	10	15,940	16,319
<b>Total State.....</b>	<b>20 cents</b>	<b>20 cents</b>	<b>\$ 31,879</b>	<b>\$ 32,638</b>
County, General.....	25 cents	20 cents	\$ 39,848	\$ 32,638
Main County Road.....	25	25	39,848	40,798
County Road and Bridge.....	10		15,939	
<b>Total County and District.....</b>	<b>60 cents</b>	<b>45 cents</b>	<b>\$ 95,635</b>	<b>\$ 73,436</b>
High School Teachers.....	18 cents	20 cents	\$ 28,691	\$ 32,638
High School Maintenance Building.....	4	5	6,376	8,160
Elementary Teachers.....	43	45	68,539	73,436
Elementary Maintenance Building.....	20	17	31,879	27,742
New Building.....	40	40	63,757	65,276
School Bonds.....	9	6	14,345	9,791
<b>Total Schools.....</b>	<b>\$ 1.34</b>	<b>\$ 1.33</b>	<b>\$ 213,587</b>	<b>\$ 217,043</b>
Municipal General.....	50 cents	50 cents	\$ 79,697	\$ 81,595
Municipal Bonds.....	22	34	35,066	55,485
Health Officer.....		3		4,896
Old Indebtedness.....	2	12	3,188	19,583
Public Library.....	1	1	1,594	1,632
<b>Total Municipal.....</b>	<b>75 cents</b>	<b>\$ 1.00</b>	<b>\$ 119,545</b>	<b>\$ 163,191</b>
<b>GRAND TOTAL.....</b>	<b>\$ 2.80</b>	<b>\$ 2.98</b>	<b>\$ 460,646</b>	<b>\$ 486,308</b>

Clarksburg Municipality complete includes Tables 17, 18, 19, 20, 21, 22, 23 and 24.  
Clarksburg Independent District complete includes Tables 12, 13, 17, 18, 19 and 20.

**HARRISON COUNTY—Table No. 18**  
**CLARKSBURG MUNICIPALITY, CLARKSBURG IND. DISTRICT'**  
**COAL DISTRICT**

CLASS OF PROPERTY	1920	1921	1920	1921
	Assessed Value	Assessed Value	Taxes Levied	Taxes Levied
Real Estate.....	\$ 4,578,460	\$ 4,852,910	\$ 132,318	\$ 144,617
Personal Property.....	3,388,560	4,028,700	97,929	120,055
Public Utility Property.....	992,462	1,032,836	28,682	30,778
<b>Total.....</b>	<b>\$ 8,959,482</b>	<b>\$ 9,914,446</b>	<b>\$ 258,929</b>	<b>\$ 295,450</b>
PURPOSES	1920	1921	1920	1921
	Levy on each \$100	Levy on each \$100	Taxes Levied	Taxes Levied
State.....	10 cents	10 cents	\$ 8,959	\$ 9,914
State Virginia Debt.....	10	10	8,960	9,914
<b>Total State.....</b>	<b>20 cents</b>	<b>20 cents</b>	<b>\$ 17,919</b>	<b>\$ 19,828</b>
County, General.....	25 cents	20 cents	\$ 22,399	\$ 19,829
Main County Road.....	25	25	22,398	24,786
County Road and Bridge.....	10		8,960	
<b>Total County and District.....</b>	<b>60 cents</b>	<b>45 cents</b>	<b>\$ 53,757</b>	<b>\$ 44,615</b>
High School Teachers.....	18 cents	20 cents	\$ 16,127	\$ 19,829
High School Maintenance Building.....	4	5	3,584	4,957
Elementary Teachers.....	43	45	38,526	44,615
Elementary Maintenance Building.....	20	17	17,919	16,854
New Building.....	40	40	35,838	39,658
School Bonds.....	9	6	8,063	5,949
<b>Total Schools.....</b>	<b>\$ 1.34</b>	<b>\$ 1.33</b>	<b>\$ 120,057</b>	<b>\$ 131,862</b>
Municipal General.....	50 cents	50 cents	\$ 44,797	\$ 49,572
Municipal Bonds.....	22	34	19,711	33,709
Health Officer.....		3		2,975
Old Indebtedness.....	2	12	1,792	11,897
Public Library.....	1	1	896	992
<b>Total Municipal.....</b>	<b>75 cents</b>	<b>\$ 1.00</b>	<b>\$ 67,196</b>	<b>\$ 99,145</b>
<b>GRAND TOTAL.....</b>	<b>\$ 2.89</b>	<b>\$ 2.98</b>	<b>\$ 258,929</b>	<b>\$ 295,450</b>

Clarksburg Municipality complete includes Tables 17, 18, 19, 20, 21, 22, 23 and 24.

Clarksburg Independent District complete includes Tables 12, 13, 17, 18, 19 and 20.

**HARRISON COUNTY—Table No. 19**  
**CLARKSBURG—BROAD OAKS MUNICIPALITY, CLARKSBURG IND.**  
**DISTRICT, CLARK DISTRICT**

CLASS OF PROPERTY	1920 Assessed Value	1921 Assessed Value	1920 Taxes Levied	1921 Taxes Levied
Real Estate .....	\$ 1,346,170	\$ 1,462,580	\$ 40,116	\$ 43,585
Personal Property .....	349,700	404,820	10,421	12,064
Public Utility Property .....				
Total .....	\$ 1,695,870	\$ 1,867,400	\$ 50,537	\$ 55,649
PURPOSES	Levy on each \$100	Levy on each \$100	Taxes Levied	Taxes Levied
State .....	10 cents	10 cents	\$ 1,696	\$ 1,867
State Virginia Debt .....	10	10	1,696	1,867
Total State .....	20 cents	20 cents	\$ 3,392	\$ 3,734
County, General .....	25 cents	20 cents	\$ 4,239	\$ 3,735
Main County Road .....	25	25	4,240	4,669
County Road and Bridge .....	10		1,696	
Total County and District .....	60 cents	45 cents	\$ 10,175	\$ 8,404
High School Teachers .....	18 cents	20 cents	\$ 3,053	\$ 3,735
High School Maintenance Building .....	4	5	678	934
Elementary Teachers .....	43	45	7,292	8,403
Elementary Maintenance Building .....	20	17	3,392	3,175
New Building .....	40	40	6,784	7,470
School Bonds .....	9	6	1,526	1,120
Total Schools .....	\$ 1.34	\$ 1.33	\$ 22,725	\$ 24,837
Municipal General .....	50 cents	50 cents	\$ 8,479	\$ 9,337
Municipal Bonds .....	28	34	4,748	6,349
Health Officer .....		3		560
Old Indebtedness .....	5	12	848	2,241
Public Library .....	1	1	170	187
Total Municipal .....	84 cents	\$ 1.00	\$ 14,245	\$ 18,674
GRAND TOTAL .....	\$ 2.98	\$ 2.98	\$ 50,537	\$ 55,649

Clarksburg Municipality complete includes Tables 17, 18, 19, 20, 21, 22, 23 and 24.  
Clarksburg Independent District complete includes Tables 12, 13, 17, 18, 19 and 20.

**HARRISON COUNTY—Table No. 20**  
**CLARKSBURG—STEALEY HEIGHTS MUNICIPALITY, CLARKSBURG**  
**IND. DISTRICT, CLARK DISTRICT**

CLASS OF PROPERTY	1920 Assessed Value	1921 Assessed Value	1920 Taxes Levied	1921 Taxes Levied
Real Estate.....	\$ 1,448,860	\$ 1,535,590	\$ 41,872	\$ 45,761
Personal Property.....	563,210	554,250	16,277	16,516
Public Utility Property.....				
<b>Total.....</b>	<b>\$ 2,012,070</b>	<b>\$ 2,089,840</b>	<b>\$ 58,149</b>	<b>\$ 62,277</b>
PURPOSES	1290 Levy on each \$100	1921 Levy on each \$100	1920 Taxes Levied	1921 Taxes Levied
State.....	10 cents	10 cents	\$ 2,012	\$ 2,090
State Virginia Debt.....	10	10	2,012	2,090
<b>Total State.....</b>	<b>20 cents</b>	<b>20 cents</b>	<b>\$ 4,024</b>	<b>\$ 4,180</b>
County, General.....	25 cents	20 cents	\$ 5,030	\$ 4,180
Main County Road.....	25	25	5,030	5,224
County Road and Bridge.....	10		2,012	
<b>Total County and District.....</b>	<b>60 cents</b>	<b>45 cents</b>	<b>\$ 12,072</b>	<b>\$ 9,404</b>
High School Teachers.....	18 cents	20 cents	\$ 3,622	\$ 4,180
High School Maintenance Building.....	4	5	805	1,045
Elementary Teachers.....	43	45	8,657	9,404
Elementary Maintenance Building.....	20	17	4,024	3,553
New Building.....	40	40	8,048	8,359
School Bonds.....	9	6	1,811	1,254
<b>Total Schools.....</b>	<b>\$ 1.34</b>	<b>\$ 1.33</b>	<b>\$ 26.96</b>	<b>\$ 27,795</b>
Municipal General.....	50 cents	50 cents	\$ 10,061	\$ 10,449
Municipal Bonds.....	24	34	4,829	7,105
Health Officer.....		3		627
Old Indebtedness.....		12		2,508
Public Library.....	1	1	201	209
<b>Total Municipal.....</b>	<b>75 cents</b>	<b>\$ 1.00</b>	<b>\$ 15,091</b>	<b>\$ 20,898</b>
<b>GRAND TOTAL.....</b>	<b>\$ 2.89</b>	<b>\$ 2.98</b>	<b>\$ 58,149</b>	<b>\$ 62,277</b>

Clarksburg Municipality complete includes Tables 17 to 24.

Clarksburg Independent District complete includes Tables 12, 13, 17, 18, 19 and 20.



**HARRISON COUNTY—Table No. 21**  
**CLARKSBURG MUNICIPALITY, CLARK DISTRICT**

CLASS OF PROPERTY	1920 Assessed Value	1921 Assessed Value	1920 Taxes Levied	1921 Taxes Levied
Real Estate.....	\$ 559,700	\$ 598,770	\$ 13,587	\$ 18,650
Personal Property.....	517,510	465,170	12,585	14,467
Public Utility Property.....		5,100		159
<b>Total</b> .....	<b>\$ 1,077,210</b>	<b>\$ 1,069,040</b>	<b>\$ 26,272</b>	<b>\$ 33,276</b>
PURPOSES	1920 Levy on each \$100	1921 Levy on each \$100	1920 Taxes Levied	1921 Taxes Levied
State.....	10 cents	10 cents	\$ 1,077	\$ 1,069
State Virginia Debt.....	10	10	1,077	1,069
<b>Total State</b> .....	<b>20 cents</b>	<b>20 cents</b>	<b>\$ 2,154</b>	<b>\$ 2,138</b>
County, General.....	5 cents	5 cents	\$ 53,660	\$ 53,660
Main County Road.....	5	5	2,673	2,673
County Road and Bridge.....	10		1,077	
<b>Total County and District</b> .....	<b>60 cents</b>	<b>45 cents</b>	<b>\$ 57,410</b>	<b>\$ 48,403</b>
High School Teachers.....	8 cents	13 cents	\$ 84,737	\$ 150,831
High School Maintenance Building.....		6		641
Elementary Teachers.....	40	40	4,309	4,276
Elementary Maintenance Building.....	10	12	1,077	1,283
New Building.....	40	65	4,309	6,948
<b>Total Schools</b> .....	<b>98 cents</b>	<b>\$ 1.46</b>	<b>\$ 100,557</b>	<b>\$ 164,080</b>
Municipal General.....	50 cents	50 cents	\$ 53,835	\$ 53,345
Municipal Bonds.....	8	34	862	3,634
Health Officer.....		3		321
Old Indebtedness.....		12		1,283
Public Library.....	1	1	108	107
<b>Total Municipal</b> .....	<b>59 cents</b>	<b>\$ 1.00</b>	<b>\$ 63,853</b>	<b>\$ 10,998</b>
<b>GRAND TOTAL</b> .....	<b>\$ 1.37</b>	<b>\$ 3.11</b>	<b>\$ 25,530</b>	<b>\$ 33,246</b>

Clarksburg Municipality complete includes Tables 17 to 24.

**HARRISON COUNTY—Table No. 22**  
**CLARKSBURG—ADAMSTON MUNICIPALITY, COAL DISTRICT**

CLASS OF PROPERTY	1920 Assessed Value	1921 Assessed Value	1920 Taxes Levied	1921 Taxes Levied
Real Estate.....	\$ 512,230	\$ 531,240	\$ 18,799	\$ 17,903
Personal Property.....	212,080	255,660	7,783	8,616
Public Utility Property.....				
<b>Total.....</b>	<b>\$ 724,310</b>	<b>\$ 786,900</b>	<b>\$ 26,582</b>	<b>\$ 26,519</b>
PURPOSES	1920 Levy on each \$100	1921 Levy on each \$100	1920 Taxes Levied	1921 Taxes Levied
State.....	10 cents	10 cents	\$ 724	\$ 787
State Virginia Debt.....	10	10	725	787
<b>Total State.....</b>	<b>20 cents</b>	<b>20 cents</b>	<b>\$ 1,449</b>	<b>\$ 1,574</b>
County, General.....	25 cents	20 cents	\$ 1,811	\$ 1,574
Main County Road.....	25	25	1,811	1,967
County Road and Bridge.....	10		724	
<b>Total County and District.....</b>	<b>60 cents</b>	<b>45 cents</b>	<b>\$ 4,346</b>	<b>\$ 3,541</b>
High School Teachers.....	25 cents	27 cents	\$ 1,811	\$ 2,125
High School Maintenance Building.....	10	10	724	787
Elementary Teachers.....	79	79	5,722	6,217
Elementary Maintenance Building.....	18	18	1,304	1,416
New Building.....	20	28	1,448	2,203
School Bonds.....	11	10	797	787
Special Additional Building.....	40		2,897	
<b>Total Schools.....</b>	<b>\$ 2.03</b>	<b>\$ 1.72</b>	<b>\$ 14,703</b>	<b>\$ 13,535</b>
Municipal General.....	50 cents	50 cents	\$ 3,622	\$ 3,935
Municipal Bonds.....	28	34	2,028	2,675
Health Officer.....		3		236
Old Indebtedness.....	5	12	362	944
Public Library.....	1	1	72	79
<b>Total Municipal.....</b>	<b>84 cents</b>	<b>\$ 1.00</b>	<b>\$ 6,084</b>	<b>\$ 7,869</b>
<b>GRAND TOTAL.....</b>	<b>\$ 3.67</b>	<b>\$ 3.37</b>	<b>\$ 26,582</b>	<b>\$ 26,519</b>

Clarksburg Municipality complete includes Tables 17 to 24

**HARRISON COUNTY—Table No. 23**  
**CLARKSBURG MUNICIPALITY, COAL DISTRICT**

CLASS OF PROPERTY	1920 Assessed Value	1921 Assessed Value	1920 Taxes Levied	1921 Taxes Levied
Real Estate.....	\$ 168,800	\$ 193,560	\$ 5,773	\$ 6,523
Personal Property.....	48,940	61,550	1,074	2,074
Public Utility Property.....	326,890	329,137	11,179	11,082
<b>Total.....</b>	<b>\$ 544,630</b>	<b>\$ 584,247</b>	<b>\$ 18,026</b>	<b>\$ 19,689</b>
PURPOSES	1920 Levy on each \$100	1921 Levy on each \$100	1920 Taxes Levied	1921 Taxes Levied
State.....	10 cents	10 cents	\$ 544	\$ 584
State Virginia Debt.....	10	10	545	584
<b>Total State.....</b>	<b>20 cents</b>	<b>20 cents</b>	<b>\$ 1,089</b>	<b>\$ 1,168</b>
County, General.....	25 cents	20 cents	\$ 1,36	\$ 1,168
Main County Road.....	25	25	1,361	1,461
County Road and Bridge.....	10	.....	545	.....
<b>Total County and District.....</b>	<b>60 cents</b>	<b>45 cents</b>	<b>\$ 3,268</b>	<b>\$ 2,629</b>
High School Teachers.....	25 cents	27 cents	\$ 1,36	\$ 1,577
High School Maintenance Building.....	10	10	545	584
Elementary Teachers.....	79	79	4,303	4,616
Elementary Maintenance Building.....	18	18	980	1,082
New Building.....	20	28	1,089	1,636
School Bonds.....	11	10	599	584
Special Additional Building.....	40	.....	2,178	.....
<b>Total Schools.....</b>	<b>\$ 2.03</b>	<b>\$ 1.72</b>	<b>\$ 11,056</b>	<b>\$ 10,049</b>
Municipal General.....	50 cents	50 cents	\$ 2,73	\$ 2,921
Municipal Bonds.....	8	34	436	1,987
Health Officer.....	.....	3	.....	175
Old Indebtedness.....	.....	12	.....	701
Public Library.....	1	1	54	59
<b>Total Municipal.....</b>	<b>59 cents</b>	<b>\$ 1.00</b>	<b>\$ 3,213</b>	<b>\$ 5,843</b>
<b>GRAND TOTAL.....</b>	<b>\$ 3.42</b>	<b>\$ 3.37</b>	<b>\$ 18,626</b>	<b>\$ 19,689</b>

Clarksburg Municipality complete includes Tables 17 to 24.

**HARRISON COUNTY—Table No. 24**  
**CLARKSBURG—NORTH VIEW MUNICIPALITY, COAL DISTRICT**

CLASS OF PROPERTY	1920 Assessed Value	1921 Assessed Value	1920 Taxes Levied	1921 Taxes Levied
Real Estate.....	\$ 779,510	\$ 861,730	\$ 28,441	\$ 29,040
Personal Property.....	191,900	224,200	7,005	7,556
Public Utility Property.....				
<b>Total.....</b>	<b>\$ 971,110</b>	<b>\$ 1,085,930</b>	<b>\$ 35,446</b>	<b>\$ 36,596</b>
PURPOSES	1920 Levy on each \$100	1921 Levy on each \$100	1920 Taxes Levied	1921 Taxes Levied
State.....	10 cents	10 cents	\$ 971	\$ 1,086
State Virginia Debt.....	10	10	971	1,086
<b>Total State.....</b>	<b>20 cents</b>	<b>20 cents</b>	<b>\$ 1,942</b>	<b>\$ 2,172</b>
County, General.....	25 cents	20 cents	\$ 2,428	\$ 2,172
Main County Road.....	25	25	2,428	2,715
County Road and Bridge.....	10		971	
<b>Total County and District.....</b>	<b>60 cents</b>	<b>45 cents</b>	<b>\$ 5,827</b>	<b>\$ 4,887</b>
High School Teachers.....	25 cents	27 cents	\$ 2,428	\$ 2,932
High School Maintenance Building...	10	10	971	1,086
Elementary Teachers.....	79	79	7,672	8,579
Elementary Maintenance Building...	18	18	1,748	1,955
New Building.....	20	28	1,942	3,040
School Bonds.....	11	10	1,068	1,086
Special Additional Building.....	40		3,885	
<b>Total Schools.....</b>	<b>\$ 2.03</b>	<b>\$ 1.72</b>	<b>\$ 19,714</b>	<b>\$ 18,678</b>
Municipal General.....	50 cents	50 cents	\$ 4,856	\$ 5,430
Municipal Bonds.....	26	34	2,525	3,692
Health Officer.....		3		326
Old Indebtedness.....	5	12	485	1,303
Public Library.....	1	1	97	108
<b>Total Municipal.....</b>	<b>82 cents</b>	<b>\$ 1.00</b>	<b>\$ 7,963</b>	<b>\$ 10,859</b>
<b>GRAND TOTAL.....</b>	<b>\$ 3.65</b>	<b>\$ 3.37</b>	<b>\$ 35,446</b>	<b>\$ 36,596</b>

Clarksburg Municipality complete includes Tables 17 to 24.

HARRISON COUNTY—Table No. 25  
LUMBERPORT MUNICIPALITY, EAGLE DISTRICT

CLASS OF PROPERTY	19 0	19 1	19 0	19 1
	Assessed Value	Assessed Value	Taxes Levied	Taxes Levied
Real Estate.....	\$ 308,200	\$ 370,947	\$ 8,383	\$ 8,903
Personal Property.....	247,366	267,747	6,59	6,426
Public Utility Property.....	174,684	146,771	4,751	3,522
Total.....	\$ 755,250	\$ 785,465	\$ 19,724	\$ 18,851
PURPOSES	19 0	19 1	19 0	19 1
	Levy on each \$100	Levy on each \$100	Taxes Levied	Taxes Levied
State.....	10 cents	10 cents	\$ 7.5	\$ 7.85
State Virginia Debt.....	10	10	7.5	7.85
Total State.....	20 cents	20 cents	\$ 1.457	\$ 1.570
County, General.....	25 cents	20 cents	\$ 1,813	\$ 1,571
Main County Road.....	75	25	1,813	1,964
County Road and Bridge.....	10		7.5	
Total County and District.....	60 cents	45 cents	\$ 4,351	\$ 3,535
High School Teachers.....	18 cents	20 cents	\$ 1,305	\$ 1,571
High School Maintenance Building.....	4	3	9	236
Elementary Teachers.....	40	40	2,971	3,142
Elementary Maintenance Building.....	40	12	2,971	943
New Building.....	10	30	7.5	2,356
Additional Teachers.....	10		7.5	
Total Schools.....	\$ 1.22	\$ 1.05	\$ 8,848	\$ 8,248
Municipal General.....	50 cents	50 cents	\$ 3.67	\$ 3,927
Municipal Bonds.....	20	20	1,451	1,571
Total Municipal.....	70 cents	70 cents	\$ 5,077	\$ 5,498
GRAND TOTAL.....	\$ 2.72	\$ 2.40	\$ 19,726	\$ 18,851

HARRISON COUNTY—Table No. 26  
SALEM MUNICIPALITY, SALEM IND. DISTRICT, TEN MILE DISTRICT

CLASS OF PROPERTY	1920	19 1	19 0	19 1
	Assessed Value	Assessed Value	Taxes Levied	Taxes Levied
Real Estate.....	\$ 1,294,456	\$ 1,754,567	\$ 37,591	\$ 43,272
Personal Property.....	987,317	933,847	30,31	31,872
Public Utility Property.....	263,445	331,853	8,087	11,449
Total.....	\$ 2,475,205	\$ 2,509,943	\$ 75,988	\$ 86,593
PURPOSES	19 0	19 1	19 0	19 1
	Levy on each \$100	Levy on each \$100	Taxes Levied	Taxes Levied
State.....	10 cents	10 cents	\$ 2,475	\$ 2,510
State Virginia Debt.....	10	10	2,475	2,510
Total State.....	20 cents	20 cents	\$ 4,950	\$ 5,020
County, General.....	25 cents	20 cents	\$ 6,188	\$ 5,020
Main County Road.....	75	25	6,188	6,274
County Road and Bridge.....	10		2,475	
Total County and District.....	60 cents	45 cents	\$ 14,851	\$ 11,294
High School Teachers.....	35 cents	62 cents	\$ 8,663	\$ 15,561
High School Maintenance Building.....	10	10	2,475	2,510
Elementary Teachers.....	52	63	12,871	15,813
Elementary Maintenance Building.....	17	15	4,908	3,765
New Building.....	8	20	1,987	5,020
School Bonds.....	20	5	4,951	6,275
Total Schools.....	\$ 1.42	\$ 1.95	\$ 35,148	\$ 48,944
Municipal General.....	50 cents	50 cents	\$ 12,377	\$ 12,550
Municipal Bonds.....	35	15	8,663	3,765
Special Additional.....		20		5,020
Total Municipal.....	85 cents	85 cents	\$ 21,039	\$ 21,335
GRAND TOTAL.....	\$ 3.07	\$ 3.45	\$ 75,988	\$ 86,593

Salem Independent District complete includes Tables 14 and 26 herein and Table 9 of Doddridge County.

**HARRISON COUNTY—Table No. 27  
SHINNSTON MUNICIPALITY, CLAY DISTRICT**

CLASS OF PROPERTY	1920	1921	1920	1921
	Assessed Value	Assessed Value	Taxes Levied	Taxes Levied
Real Estate.....	\$ 1,042,570	\$ 1,103,410	\$ 28,358	\$ 35,971
Personal Property.....	1,052,370	1,163,170	28,624	37,920
Public Utility Property.....	335,332	335,991	9,121	10,953
<b>Total.....</b>	<b>\$ 2,430,272</b>	<b>\$ 2,602,571</b>	<b>\$ 66,103</b>	<b>\$ 84,844</b>
PURPOSES	1920	1921	1920	1921
	Levy on each \$100	Levy on each \$100	Taxes Levied	Taxes Levied
State.....	10 cents	10 cents	\$ 2,430	\$ 2,603
State Virginia Debt.....	10	10	2,431	2,603
<b>Total State.....</b>	<b>20 cents</b>	<b>20 cents</b>	<b>\$ 4,861</b>	<b>\$ 5,206</b>
County, General.....	25 cents	20 cents	\$ 6,075	\$ 5,205
Main County Road.....	25	25	6,076	6,507
County Road and Bridge.....	10	.....	2,430	.....
District Road Bonds.....	28	28	6,805	7,287
<b>Total County and District.....</b>	<b>88 cents</b>	<b>73 cents</b>	<b>\$ 21,386</b>	<b>\$ 18,999</b>
High School Teachers.....	23 cents	30 cents	\$ 5,590	\$ 7,808
High School Maintenance Building.....	9½	5	2,309	1,301
Elementary Teachers.....	54	54	13,123	14,054
Elementary Maintenance Building.....	16	10½	3,888	2,733
New Building.....	10	40	2,430	10,410
School Bonds.....	6½	6½	1,580	1,691
<b>Total Schools.....</b>	<b>\$ 1.19</b>	<b>\$ 1.46</b>	<b>\$ 28,920</b>	<b>\$ 37,997</b>
Municipal General.....	35 cents	50 cents	\$ 8,506	\$ 13,013
Municipal Bonds.....	10	37	2,430	9,629
<b>Total Municipal.....</b>	<b>45 cents</b>	<b>87 cents</b>	<b>\$ 10,936</b>	<b>\$ 22,642</b>
<b>GRAND TOTAL.....</b>	<b>\$ 2.72</b>	<b>\$ 3.26</b>	<b>\$ 66,103</b>	<b>\$ 84,844</b>

**HARRISON COUNTY—Table No. 28  
WEST MILFORD MUNICIPALITY, UNION DISTRICT**

CLASS OF PROPERTY	1920	1921	1920	1921
	Assessed Value	Assessed Value	Taxes Levied	Taxes Levied
Real Estate.....	\$ 108,180	\$ 113,480	\$ 1,352	\$ 1,770
Personal Property.....	61,520	62,960	769	982
Public Utility Property.....	.....	.....	.....	.....
<b>Total.....</b>	<b>\$ 169,700</b>	<b>\$ 176,440</b>	<b>\$ 2,121</b>	<b>\$ 2,752</b>
PURPOSES	1920	1921	1920	1921
	Levy on each \$100	Levy on each \$100	Taxes Levied	Taxes Levied
State.....	10 cents	10 cents	\$ 169	\$ 176
State Virginia Debt.....	10	10	170	176
<b>Total State.....</b>	<b>20 cents</b>	<b>20 cents</b>	<b>\$ 339</b>	<b>\$ 352</b>
County, General.....	25 cents	20 cents	\$ 424	\$ 353
Main County Road.....	25	25	425	441
County Road and Bridge.....	10	.....	169	.....
<b>Total County and District.....</b>	<b>60 cents</b>	<b>45 cents</b>	<b>\$ 1,018</b>	<b>\$ 794</b>
High School Teachers.....	11 cents	11 cents	\$ 187	\$ 194
High School Maintenance Building.....	2	2	34	35
Elementary Teachers.....	25	26	424	459
Elementary Maintenance Building.....	7	2	119	35
New Building.....	.....	10	.....	177
<b>Total Schools.....</b>	<b>45 cents</b>	<b>51 cents</b>	<b>\$ 764</b>	<b>\$ 900</b>
Municipal General.....	..... cents	40 cents	.....	\$ 706
<b>Total Municipal.....</b>	<b>..... cents</b>	<b>40 cents</b>	<b>.....</b>	<b>\$ 706</b>
<b>GRAND TOTAL.....</b>	<b>\$ 1.25</b>	<b>\$ 1.56</b>	<b>\$ 2,121</b>	<b>\$ 2,752</b>

**RECAPITULATION FOR HARRISON COUNTY  
ASSESSED VALUE**

Class of Property	1920			1921		
	Districts	Municipalities	Total	Districts	Municipalities	Total
Real Estate.....	\$ 27,466,690	\$ 21,070,890	\$ 48,537,580	\$ 28,071,470	\$ 22,111,900	\$ 50,183,370
Personal Property.....	14,779,970	14,548,250	29,328,220	14,298,400	15,437,190	29,735,590
Public Utility Property....	22,558,219	3,419,838	25,978,057	22,803,165	3,642,096	26,445,261
<b>Total.....</b>	<b>\$ 64,801,879</b>	<b>\$ 39,038,978</b>	<b>\$103,840,857</b>	<b>\$ 65,173,035</b>	<b>\$ 41,190,586</b>	<b>\$106,363,621</b>

**TAXES LEVIED**

Purposes	1920			1921		
	Districts	Municipalities	Total	Districts	Municipalities	Total
State.....	\$ 64,800	\$ 39,035	\$ 103,835	\$ 65,174	\$ 41,189	\$ 106,363
State Virginia Debt.....	64,803	39,042	103,845	65,174	41,189	106,363
<b>Total State.....</b>	<b>\$ 129,603</b>	<b>\$ 78,077</b>	<b>\$ 207,680</b>	<b>\$ 130,348</b>	<b>\$ 82,378</b>	<b>\$ 212,726</b>
County, General.....	\$ 162,002	\$ 97,596	\$ 259,598	\$ 130,345	\$ 82,382	\$ 212,727
Main County Road.....	162,007	97,598	259,605	162,932	102,977	265,909
County Road and Bridge..	64,801	39,037	103,838			
District Road.....	184,575		184,575	97,760		97,760
District Road Bonds.....	18,352	6,805	25,157	18,981	7,287	26,268
<b>Total County and District.....</b>	<b>\$ 591,737</b>	<b>\$ 241,036</b>	<b>\$ 832,773</b>	<b>\$ 410,018</b>	<b>\$ 192,646</b>	<b>\$ 602,664</b>
High School Teachers.....	\$ 89,260	\$ 78,959	\$ 168,219	\$ 125,078	\$ 97,967	\$ 223,045
High School Maint. Bldg..	28,843	20,106	48,949	25,609	22,976	48,585
Elementary Teachers.....	272,602	179,329	451,931	270,117	198,331	468,448
Elementary Maint. Bldg..	95,938	75,674	171,612	57,219	65,486	122,705
New Building.....	91,507	128,350	219,857	169,375	154,092	323,467
School Bonds.....	16,855	35,397	52,252	23,544	31,336	54,880
Special Additional Teachers	7,488	726	8,214			
Special Additional Bldg..	38,606	8,960	47,566			
<b>Total Schools.....</b>	<b>\$ 641,099</b>	<b>\$ 527,501</b>	<b>\$ 1,168,600</b>	<b>\$ 670,942</b>	<b>\$ 570,188</b>	<b>\$ 1,241,130</b>
Municipal General.....	\$	\$ 190,702	\$ 190,702	\$	\$ 205,777	\$ 205,777
Municipal Bonds.....		84,721	84,721		131,700	131,700
Health Officer.....					10,116	10,116
Public Library.....		3,192	3,192		3,373	3,373
Special Additional.....					5,020	5,020
Old Indebtedness.....		6,675	6,675		40,460	40,460
<b>Total Municipal.....</b>	<b>\$</b>	<b>\$ 285,290</b>	<b>\$ 285,290</b>	<b>\$</b>	<b>\$ 396,446</b>	<b>\$ 396,446</b>
<b>GRAND TOTAL.....</b>	<b>\$ 1,362,439</b>	<b>\$ 1,131,904</b>	<b>\$ 2,494,343</b>	<b>\$ 1,211,308</b>	<b>\$ 1,241,658</b>	<b>\$ 2,452,966</b>
Total Average Rate of Levy on each \$100.....	\$ 2.102	\$ 2.899	\$ 2.402	\$ 1.859	\$ 3.014	\$ 2.306
<b>For All Purposes</b>						
On Real Estate.....	\$ 566,537	\$ 614,094	\$ 1,180,631	\$ 520,060	\$ 667,128	\$ 1,187,188
On Personal Property.....	307,555	418,230	725,785	264,666	464,305	728,971
On Public Utility Property	488,347	99,580	587,927	426,582	110,225	536,807
<b>Total.....</b>	<b>\$ 1,362,439</b>	<b>\$ 1,131,904</b>	<b>\$ 2,494,343</b>	<b>\$ 1,211,308</b>	<b>\$ 1,241,658</b>	<b>\$ 2,452,966</b>

**JACKSON COUNTY—Table No. 1**  
**GRANT DISTRICT**

CLASS OF PROPERTY	1920	1921	1920	1921
	Assessed Value	Assessed Value	Taxes Levied	Taxes Levied
Real Estate.....	\$ 910,405	\$ 903,365	\$ 14,202	\$ 13,912
Personal Property.....	528,660	431,545	8,247	6,646
Public Utility Property.....	618,372	629,125	9,647	9,688
<b>Total.....</b>	<b>\$ 2,057,437</b>	<b>\$ 1,964,035</b>	<b>\$ 32,096</b>	<b>\$ 30,246</b>
PURPOSES	1920	1921	1920	1921
	Levy on each \$100	Levy on each \$100	Taxes Levied	Taxes Levied
State.....	10 cents	10 cents	\$ 2,057	\$ 1,964
State Virginia Debt.....	10	10	2,058	1,964
<b>Total State.....</b>	<b>20 cents</b>	<b>20 cents</b>	<b>\$ 4,115</b>	<b>\$ 3,928</b>
County, General.....	25 cents	30 cents	\$ 5,144	\$ 5,892
Main County Road.....	25	25	5,144	4,910
County Road and Bridge.....	10	.....	2,057	.....
District Road.....	15	15	3,086	2,946
<b>Total County and District.....</b>	<b>75 cents</b>	<b>70 cents</b>	<b>\$ 15,431</b>	<b>\$ 13,748</b>
High School Teachers.....	3 cents	3 cents	\$ 617	\$ 589
Elementary Teachers.....	42	40	8,641	7,856
Elementary Maintenance Building.....	10	15	2,058	2,946
New Building.....	6	6	1,234	1,179
<b>Total Schools.....</b>	<b>61 cents</b>	<b>64 cents</b>	<b>\$ 12,550</b>	<b>\$ 12,570</b>
<b>GRAND TOTAL.....</b>	<b>\$ 1.56</b>	<b>\$ 1.54</b>	<b>\$ 32,096</b>	<b>\$ 30,246</b>

**JACKSON COUNTY—Table No. 2**  
**RAVENSWOOD DISTRICT—(Outside of Ravenswood Ind. District)**

CLASS OF PROPERTY	1910	1921	1920	1921
	Assessed Value	Assessed Value	Taxes Levied	Taxes Levied
Real Estate.....	\$ 871,525	\$ 899,090	\$ 14,642	\$ 14,745
Personal Property.....	397,415	452,525	6,677	7,422
Public Utility Property.....	989,681	1,003,605	16,626	16,459
<b>Total.....</b>	<b>\$ 2,258,621</b>	<b>\$ 2,355,220</b>	<b>\$ 37,945</b>	<b>\$ 38,626</b>
PURPOSES	1920	1921	1920	1921
	Levy on each \$100	Levy on each \$100	Taxes Levied	Taxes Levied
State.....	10 cents	10 cents	\$ 2,259	\$ 2,355
State Virginia Debt.....	10	10	2,258	2,355
<b>Total State.....</b>	<b>20 cents</b>	<b>20 cents</b>	<b>\$ 4,517</b>	<b>\$ 4,710</b>
County, General.....	25 cents	30 cents	\$ 5,647	\$ 7,066
Main County Road.....	25	25	5,646	5,888
County Road and Bridge.....	10	.....	2,259	.....
District Road.....	15	15	3,388	3,533
<b>Total County and District.....</b>	<b>75 cents</b>	<b>70 cents</b>	<b>\$ 16,940</b>	<b>\$ 16,487</b>
High School Teachers.....	3 cents	4 cents	\$ 678	\$ 942
Elementary Teachers.....	40	40	9,034	9,421
Elementary Maintenance Building.....	10	10	2,259	2,355
New Building.....	20	20	4,517	4,711
<b>Total Schools.....</b>	<b>73 cents</b>	<b>74 cents</b>	<b>\$ 16,488</b>	<b>\$ 17,429</b>
<b>GRAND TOTAL.....</b>	<b>\$ 1.68</b>	<b>\$ 1.64</b>	<b>\$ 37,945</b>	<b>\$ 38,626</b>

Ravenswood District complete includes Tables 2, 6 and 8.



**JACKSON COUNTY—Table No. 3**  
**RIPLEY DISTRICT—(Outside of Ripley Ind. District)**

CLASS OF PROPERTY	1920		1921	
	Assessed Value	Assessed Value	Taxes Levied	Taxes Levied
Real Estate.....	\$ 1,075,185	\$ 1,081,105	\$ 25,052	\$ 19,460
Personal Property.....	710,180	671,900	16,547	12,094
Public Utility Property.....	170,795	216,241	3,980	3,892
<b>Total.....</b>	<b>\$ 1,956,160</b>	<b>\$ 1,969,246</b>	<b>\$ 45,579</b>	<b>\$ 35,446</b>
PURPOSES	1920		1921	
	Levy on each \$100	Levy on each \$100	Taxes Levied	Taxes Levied
State.....	10 cents	10 cents	\$ 1,956	\$ 1,969
State Virginia Debt.....	10	10	1,956	1,969
<b>Total State.....</b>	<b>20 cents</b>	<b>20 cents</b>	<b>\$ 3,912</b>	<b>\$ 3,938</b>
County, General.....	25 cents	30 cents	\$ 4,890	\$ 5,908
Main County Road.....	25	25	4,891	4,923
County Road and Bridge.....	10	.....	1,956	.....
District Road.....	15	15	2,934	2,954
District Road Bonds.....	43	20	8,412	3,938
<b>Total County and District.....</b>	<b>\$ 1.18</b>	<b>90 cents</b>	<b>\$ 23,083</b>	<b>\$ 17,723</b>
High School Teachers.....	28 cents	..... cents	\$ 5,477	\$ .....
High School Maintenance Building.....	12	.....	2,348	.....
Elementary Teachers.....	40	40	7,825	7,877
Elementary Maintenance Building.....	10	15	1,956	2,954
New Building.....	5	15	978	2,954
<b>Total Schools.....</b>	<b>95 cents</b>	<b>70 cents</b>	<b>\$ 18,584</b>	<b>\$ 13,785</b>
<b>GRAND TOTAL.....</b>	<b>\$ 2.33</b>	<b>\$ 1.80</b>	<b>\$ 45,579</b>	<b>\$ 35,446</b>

Ripley District complete includes Tables 3, 7 and 9.

**JACKSON COUNTY—Table No. 4**  
**UNION DISTRICT**

CLASS OF PROPERTY	1920		1921	
	Assessed Value	Assessed Value	Taxes Levied	Taxes Levied
Real Estate.....	\$ 762,840	\$ 780,560	\$ 15,562	\$ 14,440
Personal Property.....	364,585	365,510	7,438	6,762
Public Utility Property.....	719,479	705,024	14,677	13,043
<b>Total.....</b>	<b>\$ 1,846,904</b>	<b>\$ 1,851,094</b>	<b>\$ 37,677</b>	<b>\$ 34,245</b>
PURPOSES	1920		1921	
	Levy on each \$100	Levy on each \$100	Taxes Levied	Taxes Levied
State.....	10 cents	10 cents	\$ 1,847	\$ 1,851
State Virginia Debt.....	10	10	1,847	1,851
<b>Total State.....</b>	<b>20 cents</b>	<b>20 cents</b>	<b>\$ 3,694</b>	<b>\$ 3,702</b>
County, General.....	25 cents	30 cents	\$ 4,617	\$ 5,553
Main County Road.....	25	25	4,618	4,628
County Road and Bridge.....	10	.....	1,847	.....
District Road.....	5	15	923	2,777
District Road Bonds.....	52	25	9,604	4,627
<b>Total County and District.....</b>	<b>\$ 1.17</b>	<b>95 cents</b>	<b>\$ 21,609</b>	<b>\$ 17,585</b>
High School Teachers.....	12 cents	10 cents	\$ 2,216	\$ 1,851
Elementary Teachers.....	40	40	7,388	7,405
Elementary Maintenance Building.....	10	12	1,847	2,221
New Building.....	5	8	923	1,481
<b>Total Schools.....</b>	<b>67 cents</b>	<b>70 cents</b>	<b>\$ 12,374</b>	<b>\$ 12,958</b>
<b>GRAND TOTAL.....</b>	<b>\$ 2.04</b>	<b>\$ 1.85</b>	<b>\$ 37,677</b>	<b>\$ 34,245</b>

**JACKSON COUNTY—Table No. 5**  
**WASHINGTON DISTRICT**

CLASS OF PROPERTY	1920 Assessed Value	1921 Assessed Value	1920 Taxes Levied	1921 Taxes Levied
Real Estate.....	\$ 834,295	\$ 924,705	\$ 13,516	\$ 15,443
Personal Property.....	592,980	674,445	9,806	10,428
Public Utility Property.....	408,405	517,090	6,616	8,635
<b>Total.....</b>	<b>\$ 1,835,680</b>	<b>\$ 2,066,240</b>	<b>\$ 29,738</b>	<b>\$ 34,506</b>
PURPOSES	1920 Levy on each \$100	1921 Levy on each \$100	1920 Taxes Levied	1921 Taxes Levied
State.....	10 cents	10 cents	\$ 1,835	\$ 2,066
State Virginia Debt.....	10	10	1,836	2,066
<b>Total State.....</b>	<b>20 cents</b>	<b>20 cents</b>	<b>\$ 3,671</b>	<b>\$ 4,132</b>
County, General.....	25 cents	30 cents	\$ 4,589	\$ 6,199
Main County Road.....	25	25	4,589	5,166
County Road and Bridge.....	10		1,836	
District Road.....	15	15	2,754	3,099
<b>Total County and District.....</b>	<b>75 cents</b>	<b>70 cents</b>	<b>\$ 13,768</b>	<b>\$ 14,464</b>
High School Teachers.....	2 cents	2 cents	\$ 367	\$ 413
Elementary Teachers.....	45	40	8,261	8,265
Elementary Maintenance Building.....	10	15	1,836	3,099
New Building.....	10	20	1,835	4,133
<b>Total Schools.....</b>	<b>67 cents</b>	<b>77 cents</b>	<b>\$ 12,299</b>	<b>\$ 15,910</b>
<b>GRAND TOTAL.....</b>	<b>\$ 1.62</b>	<b>\$ 1.67</b>	<b>\$ 29,738</b>	<b>\$ 34,506</b>

**JACKSON COUNTY—Table No. 6**  
**RAVENSWOOD IND. DISTRICT, RAVENSWOOD DISTRICT—(Outside**  
**of Ravenswood Municipality)**

CLASS OF PROPERTY	1920 Assessed Value	1921 Assessed Value	1920 Taxes Levied	1921 Taxes Levied
Real Estate.....	\$ 138,590	\$ 152,250	\$ 3,758	\$ 4,050
Personal Property.....	31,320	45,520	849	1,211
Public Utility Property.....	340	306	9	8
<b>Total.....</b>	<b>\$ 170,250</b>	<b>\$ 198,076</b>	<b>\$ 4,614</b>	<b>\$ 5,269</b>
PURPOSES	1920 Levy on each \$100	1921 Levy on each \$100	1920 Taxes Levied	1921 Taxes Levied
State.....	10 cents	10 cents	\$ 170	\$ 198
State Virginia Debt.....	10	10	171	198
<b>Total State.....</b>	<b>20 cents</b>	<b>20 cents</b>	<b>\$ 341</b>	<b>\$ 396</b>
County, General.....	25 cents	30 cents	\$ 426	\$ 595
Main County Road.....	25	25	426	495
County Road and Bridge.....	10		170	
District Road.....	15	15	255	297
<b>Total County and District.....</b>	<b>75 cents</b>	<b>70 cents</b>	<b>\$ 1,277</b>	<b>\$ 1,387</b>
High School Teachers.....	48½ cts	43 cents	\$ 826	\$ 852
High School Maintenance Building.....	25	31	425	614
Elementary Teachers.....	45	46 2-3	766	922
Elementary Maintenance Building.....	14½	15	247	297
New Building.....		1½		46
School Bonds.....	43	38	73	753
<b>Total Schools.....</b>	<b>1.76</b>	<b>1.76</b>	<b>\$ 2,996</b>	<b>\$ 3,486</b>
<b>GRAND TOTAL.....</b>	<b>\$ 2.71</b>	<b>\$ 2.66</b>	<b>\$ 4,614</b>	<b>\$ 5,269</b>

Ravenswood Independent District complete includes Tables 6 and 8.

**JACKSON COUNTY—Table No. 7**  
**RIPLEY IND. DISTRICT, RIPLEY DISTRICT—(Outside of Ripley Municipality)**

CLASS OF PROPERTY	1920	1921	1920	1921
	Assessed Value	Assessed Value	Taxes Levied	Taxes Levied
Real Estate.....	\$ 116,875	\$ 130,905	\$ 3,073	\$ 3,992
Personal Property.....	90,240	95,875	2,373	2,923
Public Utility Property.....	18,466	18,466	485	563
<b>Total.....</b>	<b>\$ 225,531</b>	<b>\$ 245,196</b>	<b>\$ 5,931</b>	<b>\$ 7,478</b>
PURPOSES	1920	1921	1920	1921
	Levy on each \$100	Levy on each \$100	Taxes Levied	Taxes Levied
State.....	.10 cents	.10 cents	\$ 225	\$ 245
State Virginia Debt.....	.10	.10	226	245
<b>Total State.....</b>	<b>.20 cents</b>	<b>.20 cents</b>	<b>\$ 451</b>	<b>\$ 490</b>
County, General.....	.25 cents	.30 cents	\$ 564	\$ 736
Main County Road.....	.25	.25	564	613
County Road and Bridge.....	.10	.....	225	.....
District Road.....	.15	.15	338	368
District Road Bonds.....	.43	.20	970	490
<b>Total County and District.....</b>	<b>\$ 1.18</b>	<b>.90 cents</b>	<b>\$ 2,661</b>	<b>\$ 2,207</b>
High School Teachers.....	.28 cents	.55 cents	\$ 631	\$ 1,349
High School Maint. Bldg.....	.12	.10	271	245
Elementary Teachers.....	.45	.45	1,015	1,103
Elementary Maint. Building.....	.15	.10	338	245
School Bonds.....	.25	.25	564	613
Special Bldg. Fund.....	.....	.50	.....	1,226
<b>Total Schools.....</b>	<b>\$ 1.25</b>	<b>\$ 1.95</b>	<b>\$ 2,819</b>	<b>\$ 4,781</b>
<b>GRAND TOTAL.....</b>	<b>\$ 2.63</b>	<b>\$ 3.05</b>	<b>\$ 5,931</b>	<b>\$ 7,478</b>

Ripley Ind. District complete includes Tables 7 and 9.

**JACKSON COUNTY—Table No. 8**  
**RAVENSWOOD MUNICIPALITY, RAVENSWOOD IND. DISTRICT, RAVENSWOOD DISTRICT**

CLASS OF PROPERTY	1920	1921	1920	1921
	Assessed Value	Assessed Value	Taxes Levied	Taxes Levied
Real Estate.....	\$ 574,250	\$ 688,915	\$ 19,008	\$ 22,114
Personal Property.....	449,500	445,870	14,878	14,312
Public Utility Property.....	95,379	93,383	3,155	2,998
<b>Total.....</b>	<b>\$ 1,119,079</b>	<b>\$ 1,228,168</b>	<b>\$ 37,041</b>	<b>\$ 39,424</b>
PURPOSES	1920	1921	1920	1921
	Levy on each \$100	Levy on each \$100	Taxes Levied	Taxes Levied
State.....	.10 cents	.10 cents	\$ 1,119	\$ 1,228
State Virginia Debt.....	.10	.10	1,119	1,228
<b>Total State.....</b>	<b>.20 cents</b>	<b>.20 cents</b>	<b>\$ 2,238</b>	<b>\$ 2,456</b>
County, General.....	.25 cents	.30 cents	\$ 2,797	\$ 3,685
Main County Road.....	.25	.25	2,798	3,070
County Road and Bridge.....	.10	.....	1,119	.....
<b>Total County and District.....</b>	<b>.60 cents</b>	<b>.55 cents</b>	<b>\$ 6,714</b>	<b>\$ 6,755</b>
High School Teachers.....	.48½ cents	.43 cents	\$ 5,428	\$ 5,281
High School Maint. Bldg.....	.25	.31	2,798	3,808
Elementary Teachers.....	.45	.46 2-3	5,036	5,731
Elementary Maint. Building.....	.14½	.15	1,622	1,843
New Building.....	.....	.02 1-3	.....	286
School Bonds.....	.43	.38	4,812	4,667
<b>Total Schools.....</b>	<b>\$ 1.76</b>	<b>\$ 1.76</b>	<b>\$ 19,696</b>	<b>\$ 21,616</b>
Municipal General.....	.40 cents	.50 cents	\$ 4,476	\$ 6,141
Municipal Bonds.....	.35	.20	3,917	2,456
<b>Total Municipal.....</b>	<b>.75 cents</b>	<b>.70 cents</b>	<b>\$ 8,393</b>	<b>\$ 8,597</b>
<b>GRAND TOTAL.....</b>	<b>\$ 3.31</b>	<b>\$ 3.21</b>	<b>\$ 37,041</b>	<b>\$ 39,424</b>

Ravenswood Ind. District complete includes Tables 6 and 8.

## JACKSON COUNTY—Table No. 9

## RIPLEY MUNICIPALITY, RIPLEY IND. DISTRICT, RIPLEY DISTRICT

CLASS OF PROPERTY	19'0 Assessed Value	19'1 Assessed Value	19'0 Taxes Levied	19'1 Taxes Levied
Real Estate.....	\$ 253,175	\$ 317,470	\$ 8,051	\$ 11,429
Personal Property.....	254,097	258,065	8,080	9,790
Public Utility Property.....	10,292	10,827	3 7	390
Total.....	\$ 517,559	\$ 586,362	\$ 16,458	\$ 21,109
PURPOSES	19'0 Levy on each \$100	1921 Levy on each \$100	19'0 Taxes Levied	19'1 Taxes Levied
State.....	.10 cents	.10 cents	\$ 517	\$ 586
State Virginia Debt.....	.10	.10	518	586
Total State.....	.20 cents	.20 cents	\$ 1,035	\$ 1,172
County, General.....	.25 cents	.30 cents	\$ 1,294	\$ 1,759
Main County Road.....	.25	.25	1,294	1,466
County Road and Bridge.....	.10		518	
District Road Bonds.....	.43	.20	2,225	1,173
Total County and District.....	\$ 1.03	.75 cents	\$ 5,331	\$ 4,398
High School Teachers.....	.28 cents	.55 cents	\$ 1,449	\$ 3,225
High School Maint. Bldg.....	.12	.10	621	586
Elementary Teachers.....	.45	.45	2,379	2,639
Elementary Maint. Building.....	.15	.10	776	586
School Bonds.....	.25	.25	1,294	1,466
Special Bldg. Fund.....		.50		2,932
Total Schools.....	\$ 1.25	\$ 1.95	\$ 6,469	\$ 11,434
Municipal General.....	.50 cents	.50 cents	\$ 2,588	\$ 2,932
Municipal Bonds.....	.20	.20	1,035	1,173
Total Municipal.....	.70 cents	.70 cents	\$ 3,623	\$ 4,105
GRAND TOTAL.....	\$ 3.18	\$ 3.60	\$ 16,458	\$ 21,109

Ripley Ind. District complete includes Tables 7 and 8.

RECAPITULATION OF JACKSON COUNTY

ASSESSED VALUE

Class of Property	1920			1921		
	Districts	Municipalities	Total	Districts	Municipalities	Total
Real Estate.....	\$ 4,709,665	\$ 827,425	\$ 5,537,090	\$ 4,871,980	\$ 1,006,385	\$ 5,878,365
Personal Property.....	2,715,380	703,592	3,418,972	2,687,270	703,935	3,391,205
Public Utility Property.....	2,925,538	105,621	3,031,159	3,069,857	104,210	3,194,067
<b>Total.....</b>	<b>\$ 10,350,583</b>	<b>\$ 1,636,638</b>	<b>\$ 11,987,221</b>	<b>\$ 10,649,107</b>	<b>\$ 1,814,530</b>	<b>\$ 12,463,637</b>

TAXES LEVIED

Purposes	1920			1921		
	Districts	Municipalities	Total	Districts	Municipalities	Total
State.....	\$ 10,349	\$ 1,636	\$ 11,985	\$ 10,648	\$ 1,814	\$ 12,462
State Virginia Debt.....	10,352	1,637	11,989	10,648	1,814	12,462
<b>Total State.....</b>	<b>\$ 20,701</b>	<b>\$ 3,273</b>	<b>\$ 23,974</b>	<b>\$ 21,296</b>	<b>\$ 3,628</b>	<b>\$ 24,924</b>
County, General.....	\$ 25,877	\$ 4,091	\$ 29,968	\$ 31,949	\$ 5,444	\$ 37,393
Main County Road.....	25,878	4,092	29,970	26,623	4,536	31,159
County Road and Bridge.....	10,350	1,637	11,987	.....	.....	.....
District Road.....	13,678	.....	13,678	15,974	.....	15,974
District Road Bonds.....	18,986	2,225	21,211	9,055	1,173	10,228
<b>Total County and District.....</b>	<b>\$ 94,769</b>	<b>\$ 12,045</b>	<b>\$ 106,814</b>	<b>\$ 83,601</b>	<b>\$ 11,153</b>	<b>\$ 94,754</b>
High School Teachers.....	\$ 10,812	\$ 6,877	\$ 17,689	\$ 5,996	\$ 8,506	\$ 14,502
High School Maint. Bldg....	3,044	3,419	6,463	859	4,394	5,253
Elementary Teachers.....	42,930	7,365	50,295	42,851	8,370	51,221
Elementary Maint. Bldg....	10,541	2,398	12,939	14,117	2,429	16,546
New Building.....	9,487	.....	9,487	14,504	286	14,790
School Bonds.....	1,296	6,106	7,402	1,366	6,133	7,499
Special Building Fund.....	.....	.....	.....	1,226	2,932	4,158
<b>Total Schools.....</b>	<b>\$ 78,110</b>	<b>\$ 26,165</b>	<b>\$ 104,275</b>	<b>\$ 80,919</b>	<b>\$ 33,050</b>	<b>\$ 113,969</b>
Municipal General.....	\$.....	\$ 7,064	\$ 7,064	\$.....	\$ 9,073	\$ 9,073
Municipal Bonds.....	.....	4,952	4,952	.....	3,629	3,629
<b>Total Municipal.....</b>	<b>\$.....</b>	<b>\$ 12,016</b>	<b>\$ 12,016</b>	<b>\$.....</b>	<b>\$ 12,702</b>	<b>\$ 12,702</b>
<b>GRAND TOTAL.....</b>	<b>\$ 193,580</b>	<b>\$ 53,499</b>	<b>\$ 247,179</b>	<b>\$ 185,816</b>	<b>\$ 60,533</b>	<b>\$ 246,349</b>
Total Average Rate of Levy on Each \$100.	\$ 1.87	\$ 3.269	\$ 2.061	\$ 1.745	\$ 3.336	\$ 1.977
For All Purposes						
On Real Estate.....	\$ 89,803	\$ 27,059	\$ 116,862	\$ 86,042	\$ 33,543	\$ 119,585
On Personal Property.....	51,737	22,958	74,695	47,486	23,602	71,088
On Public Utility Property	52,040	3,482	55,522	52,288	3,388	55,676
<b>Total.....</b>	<b>\$ 193,580</b>	<b>\$ 53,499</b>	<b>\$ 247,079</b>	<b>\$ 185,816</b>	<b>\$ 60,533</b>	<b>\$ 246,349</b>

**JEFFERSON COUNTY—Table No. 1**  
**CHARLES TOWN DISTRICT—(Outside of Charles Town and Ranson Municipalities)**

CLASS OF PROPERTY	1920	1921	1920	1921
	Assessed Value	Assessed Value	Taxes Levied	Taxes Levied
Real Estate.....	\$ 1,457,761	\$ 1,472,174	\$ 21,283	\$ 20,634
Personal Property.....	775,515	695,743	11,323	9,751
Public Utility Property.....	631,581	652,281	9,221	9,142
<b>Total.....</b>	<b>\$ 2,864,857</b>	<b>\$ 2,820,198</b>	<b>\$ 41,827</b>	<b>\$ 39,527</b>
PURPOSES	1920	1921	1920	1921
	Levy on each \$100	Levy on each \$100	Taxes Levied	Taxes Levied
State.....	.10 cents	.10 cents	\$ 2,865	\$ 2,820
State Virginia Debt.....	.10	.10	2,865	2,820
<b>Total State.....</b>	<b>.20 cents</b>	<b>.20 cents</b>	<b>\$ 5,730</b>	<b>\$ 5,640</b>
County, General.....	.15 cents	.20 cents	\$ 4,297	\$ 5,640
Main County Road.....	.20	.20	5,730	5,641
County Road and Bridge.....	.10		2,865	
District Road.....	.15	.16 2-3	4,297	4,698
Other County Bonds.....	.07	.06½	2,005	1,833
<b>Total County and District.....</b>	<b>.67 cents</b>	<b>\$.63 1-6</b>	<b>\$ 19,194</b>	<b>\$ 17,812</b>
High School Teachers.....	.10 cents	.10 cents	\$ 2,865	\$ 2,820
Elementary Teachers.....	.32	.30	9,168	8,461
Elementary Maint. Building.....	.12½	.12½	3,581	3,525
School Bonds.....	.04½	.04½	1,289	1,269
<b>Total Schools.....</b>	<b>.59 cents</b>	<b>.57 cents</b>	<b>\$ 16,903</b>	<b>\$ 16,075</b>
<b>GRAND TOTAL.....</b>	<b>\$ 1.46</b>	<b>\$ 1.40 1-6</b>	<b>\$ 41,827</b>	<b>\$ 39,527</b>

Charles Town District Complete includes Tables 1, 7 and 9.

**JEFFERSON COUNTY—Table No. 2**  
**HARPERS FERRY DISTRICT—(Outside of Bolivar and Harpers Ferry Municipalities)**

CLASS OF PROPERTY	1920	1921	1920	1921
	Assessed Value	Assessed Value	Taxes Levied	Taxes Levied
Real Estate.....	\$ 927,330	\$ 963,130	\$ 17,990	\$ 16,518
Personal Property.....	568,825	784,460	11,036	13,453
Public Utility Property.....	1,236,701	1,476,628	23,992	25,324
<b>Total.....</b>	<b>\$ 2,732,856</b>	<b>\$ 3,224,218</b>	<b>\$ 53,018</b>	<b>\$ 55,295</b>
PURPOSES	1920	1921	1920	1921
	Levy on each \$100	Levy on each \$100	Taxes Levied	Taxes Levied
State.....	.10 cents	.10 cents	\$ 2,733	\$ 3,224
State Virginia Debt.....	.10	.10	2,733	3,225
<b>Total State.....</b>	<b>.20 cents</b>	<b>.20 cents</b>	<b>\$ 54,66</b>	<b>\$ 6,448</b>
County, General.....	.15 cents	.20 cents	\$ 4,099	\$ 6,448
Main County Road.....	.20	.20	5,466	6,449
County Road and Bridge.....	.10		2,733	
District Road.....	.15	.10	4,099	3,224
Other County Bonds.....	.07	.06½	1,913	2,096
<b>Total County and District.....</b>	<b>.67 cents</b>	<b>\$.56½</b>	<b>\$ 18,310</b>	<b>\$ 18,217</b>
High School Teachers.....		.16 cents		\$ 5,159
High School Maint. Bldg.....		.08		2,579
Elementary Teachers.....	.58	.40	15,851	12,897
Elementary Maint. Building.....	.39	.09	10,658	2,902
New Building.....		.12		3,869
School Bonds.....	.10	.10	2,733	3,224
<b>Total Schools.....</b>	<b>\$ 1.07</b>	<b>.95 cents</b>	<b>\$ 29,242</b>	<b>\$ 30,630</b>
<b>GRAND TOTAL.....</b>	<b>\$ 1.94</b>	<b>\$ 1.71½</b>	<b>\$ 53,018</b>	<b>\$ 55,295</b>

Harpers Ferry District complete includes Tables 2, 6 and 8.

**JEFFERSON COUNTY—Table No. 3**  
**KABLETOWN DISTRICT**

CLASS OF PROPERTY	1920 Assessed Value	1921 Assessed Value	1920 Taxes Levied	1921 Taxes Levied
Real Estate.....	\$ 1,487,075	\$ 1,490,845	\$ 22,157	\$ 19,805
Personal Property.....	761,210	641,075	11,342	8,430
Public Utility Property.....	301,802	404,061	5,830	5,313
<b>Total.....</b>	<b>\$ 2,640,177</b>	<b>\$ 2,535,981</b>	<b>\$ 36,338</b>	<b>\$ 33,348</b>
PURPOSES	1920 Levy on each \$100	1921 Levy on each \$100	1920 Taxes Levied	1921 Taxes Levied
State.....	.10 cents	.10 cents	\$ 2,640	\$ 2,536
State Virginia Debt.....	.10	.10	2,640	2,536
<b>Total State.....</b>	<b>.20 cents</b>	<b>.20 cents</b>	<b>\$ 5,280</b>	<b>\$ 5,072</b>
County, General.....	.15 cents	.20 cents	\$ 3,960	\$ 5,072
Main County Road.....	.20	.20	5,280	5,072
County Road and Bridge.....	.10	.....	2,640	.....
District Road.....	.25	.15	6,601	3,904
Other County Bonds.....	.07	.06½	1,848	1,648
<b>Total County and District.....</b>	<b>.77 cents</b>	<b>.61½</b>	<b>\$ 20,329</b>	<b>\$ 15,596</b>
Elementary Teachers.....	.38 cents	.38 cents	10,033	9,637
Elementary Maint. Building.....	.04	.12	1,066	3,043
New Building.....	.10	.....	2,640	.....
<b>Total Schools.....</b>	<b>.52 cents</b>	<b>.50 cents</b>	<b>\$ 13,739</b>	<b>\$ 12,680</b>
<b>GRAND TOTAL.....</b>	<b>\$ 1.49</b>	<b>\$ 1.31½</b>	<b>\$ 30,338</b>	<b>\$ 33,348</b>

**JEFFERSON COUNTY—Table No. 4**  
**MIDDLEWAY DISTRICT**

CLASS OF PROPERTY	1920 Assessed Value	1921 Assessed Value	1920 Taxes Levied	1921 Taxes Levied
Real Estate.....	\$ 1,232,581	\$ 1,256,024	\$ 17,256	\$ 17,019
Personal Property.....	540,563	518,325	7,568	7,023
Public Utility Property.....	693,750	695,952	9,713	9,430
<b>Total.....</b>	<b>\$ 2,466,894</b>	<b>\$ 2,470,301</b>	<b>\$ 34,537</b>	<b>\$ 33,472</b>
PURPOSES	1920 Levy on each \$100	1921 Levy on each \$100	1920 Taxes Levied	1921 Taxes Levied
State.....	.10 cents	.10 cents	\$ 2,467	\$ 2,470
State Virginia Debt.....	.10	.10	2,467	2,470
<b>Total State.....</b>	<b>.20 cents</b>	<b>.20 cents</b>	<b>\$ 4,934</b>	<b>\$ 4,940</b>
County, General.....	.15 cents	.20 cents	\$ 3,700	\$ 4,941
Main County Road.....	.20	.20	4,934	4,940
County Road and Bridge.....	.10	.....	2,467	.....
District Road.....	.25	.20	6,167	4,941
Other County Bonds.....	.07	.06½	1,727	1,606
<b>Total County and District.....</b>	<b>.77 cents</b>	<b>.66½</b>	<b>\$ 18,995</b>	<b>\$ 16,423</b>
Elementary Teachers.....	.38 cents	.40 cents	\$ 9,374	\$ 9,881
Elementary Maint. Building.....	.05	.09	1,234	2,223
<b>Total Schools.....</b>	<b>.43 cents</b>	<b>.49 cents</b>	<b>\$ 10,608</b>	<b>\$ 12,104</b>
<b>GRAND TOTAL.....</b>	<b>\$ 1.40</b>	<b>\$ 1.35½</b>	<b>\$ 34,537</b>	<b>\$ 33,472</b>

**JEFFERSON COUNTY—Table No. 5**  
**SHEPHERDSTOWN DISTRICT—(Outside of Shepherdstown Municipality)**

CLASS OF PROPERTY	1920	1921	1920	1921
	Assessed Value	Assessed Value	Taxes Levied	Taxes Levied
Real Estate.....	\$ 1,476,655	\$ 1,457,055	\$ 25,965	\$ 21,127
Personal Property.....	719,887	665,615	13,107	9,685
Public Utility Property.....	566,939	593,036	10,318	8,629
<b>Total.....</b>	<b>\$ 2,713,449</b>	<b>\$ 2,710,706</b>	<b>\$ 49,385</b>	<b>\$ 39,441</b>
PURPOSES	1920	1921	1920	1921
	Levy on each \$100	Levy on each \$100	Taxes Levied	Taxes Levied
State.....	10 cents	10 cents	\$ 2,713	\$ 2,711
State Virginia Debt.....	10	10	2,714	2,711
<b>Total State.....</b>	<b>20 cents</b>	<b>20 cents</b>	<b>\$ 5,427</b>	<b>\$ 5,422</b>
County, General.....	15 cents	20 cents	\$ 4,070	\$ 5,421
Main County Road.....	20	20	5,427	5,422
County Road and Bridge.....	10	.....	2,713	.....
District Road.....	15	20	4,070	5,421
Other County Bonds.....	7	6½	1,900	1,762
<b>Total County and District.....</b>	<b>67 cents</b>	<b>66½ cts</b>	<b>\$ 18,180</b>	<b>\$ 18,026</b>
High School Teacher.....	..... cents	4 cents	.....	\$ 1,084
Elementary Teachers.....	54	40	14,653	10,843
Elementary Maintenance Building.....	41	8	11,125	2,169
New Building.....	.....	7	.....	1,897
<b>Total Schools.....</b>	<b>95 cents</b>	<b>59 cents</b>	<b>\$ 25,778</b>	<b>\$ 15,993</b>
<b>GRAND TOTAL.....</b>	<b>\$ 1.82</b>	<b>\$ 1.45½</b>	<b>\$ 49,385</b>	<b>\$ 39,441</b>

Shepherdstown District complete includes Tables 5 and 10.

**JEFFERSON COUNTY—Table No. 6**  
**BOLIVAR MUNICIPALITY, HARPERS FERRY DISTRICT**

CLASS OF PROPERTY	1920	1921	1920	1921
	Assessed Value	Assessed Value	Taxes Levied	Taxes Levied
Real Estate.....	\$ 121,005	\$ 121,766	\$ 2,711	\$ 2,515
Personal Property.....	52,435	52,305	1,175	1,080
Public Utility Property.....	1,905	2,865	45	59
<b>Total.....</b>	<b>\$ 175,345</b>	<b>\$ 176,936</b>	<b>\$ 3,928</b>	<b>\$ 3,654</b>
PURPOSES	1920	1921	1920	1921
	Levy on each \$100	Levy on each \$100	Taxes Levied	Taxes Levied
State.....	10 cents	10 cents	\$ 175	\$ 177
State Virginia Debt.....	10	10	176	177
<b>Total State.....</b>	<b>20 cents</b>	<b>20 cents</b>	<b>\$ 351</b>	<b>\$ 354</b>
County, General.....	15 cents	20 cents	\$ 263	\$ 354
Main County Road.....	20	20	351	354
County Road and Bridge.....	10	.....	175	.....
Other County Bonds.....	7	6½	123	115
<b>Total County and District.....</b>	<b>52 cents</b>	<b>46½ cts</b>	<b>\$ 912</b>	<b>\$ 823</b>
High School Teachers.....	..... cents	16 cents	.....	\$ 283
High School Maintenance Building.....	.....	8	.....	142
Elementary Teachers.....	58	40	1,017	708
Elementary Maintenance Building.....	39	9	684	159
New Building.....	.....	12	.....	212
School Bonds.....	10	10	175	177
<b>Total Schools.....</b>	<b>\$ 1.07</b>	<b>95 cents</b>	<b>\$ 1,876</b>	<b>\$ 1,681</b>
Municipal General.....	45 cents	45 cents	\$ 789	\$ 796
<b>Total Municipal.....</b>	<b>45 cents</b>	<b>45 cents</b>	<b>\$ 789</b>	<b>\$ 796</b>
<b>GRAND TOTAL.....</b>	<b>\$ 2.24</b>	<b>\$ 2.06½</b>	<b>\$ 3,928</b>	<b>\$ 3,654</b>



**JEFFERSON COUNTY—Table No. 7  
CHARLES TOWN MUNICIPALITY, CHARLES TOWN DISTRICT  
JEFFERSON COUNTY—Table No. 8**

CLASS OF PROPERTY	1920	1921	1920	1921
	Assessed Value	Assessed Value	Taxes Levied	Taxes Levied
Real Estate.....	\$ 1,221,150	\$ 1,243,906	\$ 22,103	\$ 21,582
Personal Property.....	1,580,149	1,736,397	28,239	30,126
Public Utility Property.....	124,396	120,244	2,251	2,086
<b>Total.....</b>	<b>\$ 2,906,694</b>	<b>\$ 3,100,546</b>	<b>\$ 52,593</b>	<b>\$ 53,794</b>
PURPOSES	1920	1921	1920	1921
	Levy on each \$100	Levy on each \$100	Taxes Levied	Taxes Levied
State.....	10 cents	10 cents	\$ 2,906	\$ 3,101
State Virginia Debt.....	10	10	2,906	3,101
<b>Total State.....</b>	<b>20 cents</b>	<b>20 cents</b>	<b>\$ 5,811</b>	<b>\$ 6,202</b>
County, General.....	15 cents	20 cents	\$ 4,359	\$ 6,201
Main County Road.....	20	20	5,811	6,201
County Road and Bridge.....	10	.....	2,906	.....
Other County Bonds.....	7	6½	2,084	2,015
<b>Total County and District.....</b>	<b>52 cents</b>	<b>46½ cts</b>	<b>\$ 15,110</b>	<b>\$ 14,417</b>
High School Teachers.....	10 cents	10 cents	\$ 2,906	\$ 3,100
Elementary Teachers.....	32	30	9,298	9,302
Elementary Maintenance Building.....	12½	12½	3,637	3,876
School Bonds.....	4½	4½	1,308	1,396
<b>Total Schools.....</b>	<b>59 cents</b>	<b>57 cents</b>	<b>\$ 17,144</b>	<b>\$ 17,673</b>
Municipal General.....	47 cents	46½ cts	\$ 13,657	\$ 14,417
Municipal Bonds.....	3	3½	871	1,085
<b>Total Municipal.....</b>	<b>50 cents</b>	<b>50 cents</b>	<b>\$ 14,528</b>	<b>\$ 15,502</b>
<b>GRAND TOTAL.....</b>	<b>\$ 1.81</b>	<b>\$ 1.73½</b>	<b>\$ 52,593</b>	<b>\$ 53,794</b>

**JEFFERSON COUNTY—Table No. 8  
HARPERS FERRY MUNICIPALITY, HARPERS FERRY DISTRICT**

CLASS OF PROPERTY	1920	1921	1920	1921
	Assessed Value	Assessed Value	Taxes Levied	Taxes Levied
Real Estate.....	\$ 254,575	\$ 257,055	\$ 5,575	\$ 5,180
Personal Property.....	167,780	183,520	3,674	3,698
Public Utility Property.....	268,800	266,406	5,887	5,368
<b>Total.....</b>	<b>\$ 691,155</b>	<b>\$ 706,981</b>	<b>\$ 15,136</b>	<b>\$ 14,246</b>
PURPOSES	1920	1921	1920	1921
	Levy on each \$100	Levy on each \$100	Taxes Levied	Taxes Levied
State.....	10 cents	10 cents	\$ 691	\$ 707
State Virginia Debt.....	10	10	691	707
<b>Total State.....</b>	<b>20 cents</b>	<b>20 cents</b>	<b>\$ 1,382</b>	<b>\$ 1,414</b>
County, General.....	15 cents	20 cents	\$ 1,037	\$ 1,414
Main County Road.....	20	20	1,382	1,414
County Road and Bridge.....	10	.....	691	.....
Other County Bonds.....	7	6½	484	460
<b>Total County and District.....</b>	<b>52 cents</b>	<b>46½ cts</b>	<b>\$ 3,594</b>	<b>\$ 3,288</b>
High School Teachers.....	..... cents	16 cents	.....	\$ 1,131
High School Maintenance Building.....	.....	8	.....	566
Elementary Teachers.....	58	40	4,008	2,828
Elementary Maintenance Building.....	39	9	2,696	636
New Building.....	.....	12	.....	848
School Bonds.....	10	10	691	707
<b>Total Schools.....</b>	<b>\$ 1.07</b>	<b>95 cents</b>	<b>\$ 7,395</b>	<b>\$ 6,716</b>
Municipal General.....	40 cents	40 cents	\$ 2,765	\$ 2,828
<b>Total Municipal.....</b>	<b>40 cents</b>	<b>40 cents</b>	<b>\$ 2,765</b>	<b>\$ 2,828</b>
<b>GRAND TOTAL.....</b>	<b>\$ 2.19</b>	<b>\$ 2.01½</b>	<b>\$ 15,136</b>	<b>\$ 14,246</b>

**JEFFERSON COUNTY—Table No. 9**  
**RANSON MUNICIPALITY, CHARLES TOWN DISTRICT**

CLASS OF PROPERTY	1920	1921	1920	1921
	Assessed Value	Assessed Value	Taxes Levied	Taxes Levied
Real Estate.....	\$ 296,515	\$ 315,400	\$ 5,367	\$ 5,472
Personal Property.....	225,485	623,050	4,081	10,810
Public Utility Property.....	112,988	115,350	2,045	2,001
<b>Total.....</b>	<b>\$ 634,988</b>	<b>\$ 1,053,800</b>	<b>\$ 11,493</b>	<b>\$ 18,283</b>
PURPOSES	1920	1921	1920	1921
	Levy on each \$100	Levy on each \$100	Taxes Levied	Taxes Levied
State.....	10 cents	10 cents	\$ 635	\$ 1,054
State Virginia Debt.....	10	10	635	1,054
<b>Total State.....</b>	<b>20 cents</b>	<b>20 cents</b>	<b>\$ 1,270</b>	<b>\$ 2,108</b>
County, General.....	15 cents	20 cents	\$ 952	\$ 2,108
Main County Road.....	20	20	1,570	2,107
County Road and Bridge.....	10	.....	635	.....
Other County Bonds.....	7	6½	445	685
<b>Total County and District.....</b>	<b>52 cents</b>	<b>46½ cts</b>	<b>\$ 3,307</b>	<b>\$ 4,900</b>
High School Teachers.....	10 cents	10 cents	\$ 635	\$ 1,054
Elementary Teachers.....	32	30	2,03	3,161
Elementary Maintenance Building.....	12½	12½	793	1,317
School Bonds.....	4½	4½	286	474
<b>Total Schools.....</b>	<b>59 cents</b>	<b>57 cents</b>	<b>\$ 3,746</b>	<b>\$ 6,006</b>
Municipal General.....	50 cents	50 cents	\$ 3,175	\$ 5,269
<b>Total Municipal.....</b>	<b>50 cents</b>	<b>50 cents</b>	<b>\$ 3,175</b>	<b>\$ 5,269</b>
<b>GRAND TOTAL.....</b>	<b>\$ 1 81</b>	<b>\$ 1 73½</b>	<b>\$ 11,493</b>	<b>\$ 18,283</b>

**JEFFERSON COUNTY—Table No. 10**  
**SHEPHERDSTOWN MUNICIPALITY, SHEPHERDSTOWN DISTRICT**

CLASS OF PROPERTY	1920	1921	1920	1921
	Assessed Value	Assessed Value	Taxes Levied	Taxes Levied
Real Estate.....	\$ 374,450	\$ 342,130	\$ 7,268	\$ 6,244
Personal Property.....	353,270	356,300	7,913	6,502
Public Utility Property.....	73,708	77,964	1,651	1,423
<b>Total.....</b>	<b>\$ 751,428</b>	<b>\$ 776,394</b>	<b>\$ 16,832</b>	<b>\$ 14,169</b>
PURPOSES	1920	1921	1920	1921
	Levy on each \$100	Levy on each \$100	Taxes Levied	Taxes Levied
State.....	10 cents	10 cents	\$ 751	\$ 776
State Virginia Debt.....	10	10	75	776
<b>Total State.....</b>	<b>20 cents</b>	<b>20 cents</b>	<b>\$ 1,523</b>	<b>\$ 1,552</b>
County, General.....	15 cents	20 cents	\$ 1,177	\$ 1,553
Main County Road.....	20	20	1,523	1,553
County Road and Bridge.....	10	.....	751	.....
Other County Bonds.....	7	6½	526	505
<b>Total County and District.....</b>	<b>52 cents</b>	<b>46½ cts</b>	<b>\$ 3,977</b>	<b>\$ 3,611</b>
High School Teachers.....	..... cents	4 cents	.....	\$ 311
Elementary Teachers.....	54	40	4,058	3,106
Elementary Maintenance Building.....	41	8	3,081	621
New Building.....	.....	7	.....	543
<b>Total Schools.....</b>	<b>95 cents</b>	<b>59 cents</b>	<b>\$ 7,139</b>	<b>\$ 4,581</b>
Municipal General.....	50 cents	50 cents	\$ 3,757	\$ 3,882
Municipal Bonds.....	7	7	56	543
<b>Total Municipal.....</b>	<b>57 cents</b>	<b>57 cents</b>	<b>\$ 4,283</b>	<b>\$ 4,425</b>
<b>GRAND TOTAL.....</b>	<b>\$ 2 24</b>	<b>\$ 1 82½</b>	<b>\$ 16,832</b>	<b>\$ 14,169</b>

RECAPITULATION OF JEFFERSON COUNTY  
ASSESSED VALUE

Class of Property	1920			1921		
	Districts	Municipalities	Total	Districts	Municipalities	Total
Real Estate.....	\$ 6,531,372	\$ 2,217,695	\$ 8,749,067	\$ 6,634,228	\$ 2,280,250	\$ 8,914,478
Personal Property.....	3,365,998	2,359,119	5,725,117	3,308,218	2,951,572	6,259,790
Public Utility Property.....	3,520,863	581,796	4,102,659	3,821,958	582,829	4,404,787
<b>Total.....</b>	<b>\$ 13,418,233</b>	<b>\$ 5,158,610</b>	<b>\$ 18,576,843</b>	<b>\$ 13,761,404</b>	<b>\$ 5,814,651</b>	<b>\$ 19,576,055</b>

TAXES LEVIED

Purposes	1920			1921		
	Districts	Municipalities	Total	Districts	Municipalities	Total
State.....	\$ 13,418	\$ 5,157	\$ 18,575	\$ 13,761	\$ 5,815	\$ 19,576
State Virginia Debt.....	13,419	5,160	18,579	13,761	5,815	19,576
<b>Total State.....</b>	<b>\$ 26,837</b>	<b>\$ 10,317</b>	<b>\$ 37,154</b>	<b>\$ 27,522</b>	<b>\$ 11,630</b>	<b>\$ 39,152</b>
County, General.....	\$ 20,126	\$ 7,738	\$ 27,864	\$ 27,522	\$ 11,630	\$ 39,152
Main County Road.....	26,837	10,317	37,154	27,524	11,629	39,153
County Road and Bridge.....	13,418	5,158	18,576	.....	.....	.....
District Road.....	25,234	.....	25,234	22,088	.....	22,088
Other County Bonds.....	9,393	3,612	13,005	8,945	3,780	12,725
<b>Total County and District.....</b>	<b>\$ 95,008</b>	<b>\$ 26,825</b>	<b>\$ 121,833</b>	<b>\$ 86,079</b>	<b>\$ 27,039</b>	<b>\$ 113,118</b>
High School Teachers.....	\$ 2,865	\$ 3,541	\$ 6,406	\$ 9,063	\$ 5,879	\$ 14,942
High School Maint. Bldg.....	.....	.....	.....	2,579	708	3,287
Elementary Teachers.....	59,079	20,413	79,492	51,719	19,105	70,824
Elementary Maint. Bldg.....	27,654	10,886	38,540	13,862	6,609	20,471
New Building.....	2,640	.....	2,640	5,766	1,603	7,369
School Bonds.....	4,022	2,460	6,482	4,493	2,753	7,246
<b>Total Schools.....</b>	<b>\$ 96,260</b>	<b>\$ 37,300</b>	<b>\$ 133,560</b>	<b>\$ 87,482</b>	<b>\$ 36,657</b>	<b>\$ 124,139</b>
Municipal General.....	\$.....	\$ 24,143	\$ 24,143	\$.....	\$ 27,192	\$ 27,192
Municipal Bonds.....	.....	1,397	1,397	.....	1,628	1,628
<b>Total Municipal.....</b>	<b>\$.....</b>	<b>\$ 25,540</b>	<b>\$ 25,540</b>	<b>\$.....</b>	<b>\$ 28,820</b>	<b>\$ 28,820</b>
<b>GRAND TOTAL.....</b>	<b>\$ 218,105</b>	<b>\$ 99,982</b>	<b>\$ 318,087</b>	<b>\$ 201,083</b>	<b>\$ 104,146</b>	<b>\$ 305,229</b>
Total Average Rate of Levy on Each \$100.....	\$ 1,625	\$ 1,938	\$ 1,712	\$ 1,461	\$ 1,791	\$ 1,559
For All Purposes.....	.....	.....	.....	.....	.....	.....
On Real Estate.....	\$ 104,651	\$ 43,024	\$ 147,675	\$ 94,903	\$ 40,993	\$ 135,896
On Personal Property.....	54,371	45,082	99,453	48,342	52,216	100,558
On Public Utility Property.....	59,083	11,876	70,959	57,838	10,937	68,775
<b>Total.....</b>	<b>\$ 218,105</b>	<b>\$ 99,982</b>	<b>\$ 318,087</b>	<b>\$ 201,083</b>	<b>\$ 104,146</b>	<b>\$ 305,229</b>

KANAWHA COUNTY—Table No. 1  
 BID SANDY DISTRICT—(Outside of Clendenin Municipality)

CLASS OF PROPERTY	1920 Assessed Value	1921 Assessed Value	1920 Taxes Levied	1921 Taxes Levied
Real Estate.....	\$ 1,092,150	\$ 1,147,455	\$ 26,975	\$ 28,514
Personal Property.....	1,365,690	1,151,790	33,733	28,622
Public Utility Property.....	3,414,870	3,456,738	84,347	85,900
<b>Total.....</b>	<b>\$ 5,872,710</b>	<b>\$ 5,755,983</b>	<b>\$ 145,055</b>	<b>\$ 143,036</b>
PURPOSES	1920 Levy on each \$100	1921 Levy on each \$100	1920 Taxes Levied	1921 Taxes Levied
State.....	10 cents	10 cents	\$ 5,872	\$ 5,756
State Virginia Debt.....	10	10	5,873	5,756
<b>Total State.....</b>	<b>20 cents</b>	<b>20 cents</b>	<b>\$ 11,745</b>	<b>\$ 11,512</b>
County, General.....	20 cents	26 cents	\$ 11,745	\$ 14,965
Main County Road.....	25	25	14,682	14,390
County Road and Bridge.....	10	.....	5,873	.....
District Road.....	15	15	8,809	8,634
District Road Bonds.....	40	40	23,491	23,024
Bridge Bonds.....	1	.....	587	.....
Court House and Jail.....	10	10	5,873	5,756
Detention Home.....	5	2	2,936	1,151
<b>Total County and District.....</b>	<b>\$ 1.26</b>	<b>\$ 1.18</b>	<b>\$ 73,996</b>	<b>\$ 67,920</b>
High School Teachers.....	16 cents	20 cents	\$ 9,396	\$ 11,512
High School Maintenance Building.....	4	2½	2,349	1,439
Elementary Teachers.....	40	35	23,491	20,146
Elementary Maintenance Building.....	10	12	5,873	6,907
New Building.....	30	40	17,618	23,024
School Bonds.....	1	1	587	576
<b>Total Schools.....</b>	<b>\$ 1.01</b>	<b>\$ 1.10½</b>	<b>\$ 59,314</b>	<b>\$ 63,604</b>
<b>GRAND TOTAL.....</b>	<b>\$ 2.47</b>	<b>\$ 2.48½</b>	<b>\$ 145,055</b>	<b>\$ 143,036</b>

Big Sandy District complete includes Tables 1 and 14.

KANAWHA COUNTY—Table No. 2  
 CABIN CREEK DISTRICT—(Outside of Cedar Grove, East Bank and Pratt Municipalities)

CLASS OF PROPERTY	1920 Assessed Value	1921 Assessed Value	1920 Taxes Levied	1921 Taxes Levied
Real Estate.....	\$ 7,623,330	\$ 7,639,550	\$ 230,225	\$ 255,161
Personal Property.....	8,078,360	5,277,829	183,566	176,279
Public Utility Property.....	7,175,440	7,109,616	216,698	237,461
<b>Total.....</b>	<b>\$ 20,877,130</b>	<b>\$ 20,026,995</b>	<b>\$ 630,489</b>	<b>\$ 668,901</b>
PURPOSES	1920 Levy on each \$100	1921 Levy on each \$100	1920 Taxes Levied	1921 Taxes Levied
State.....	10 cents	10 cents	\$ 20,877	\$ 20,027
State Virginia Debt.....	10	10	20,877	20,027
<b>Total State.....</b>	<b>20 cents</b>	<b>20 cents</b>	<b>\$ 41,754</b>	<b>\$ 40,054</b>
County, General.....	20 cents	26 cents	\$ 41,754	\$ 52,079
Main County Road.....	25	25	52,193	50,067
County Road and Bridge.....	10	.....	20,877	.....
District Road.....	15	15	31,316	30,041
District Road Bonds.....	50	50	104,386	100,135
Bridge Bonds.....	1	.....	2,087	.....
Court House and Jail.....	10	10	20,877	20,027
Detention Home.....	5	2	10,439	4,005
<b>Total County and District.....</b>	<b>\$ 1.36</b>	<b>\$ 1.28</b>	<b>\$ 283,929</b>	<b>\$ 256,345</b>
High School Teachers.....	7 cents	15 cents	\$ 14,614	\$ 30,040
High School Maintenance Building.....	6	6	12,526	12,016
Elementary Teachers.....	87	1.15	181,631	230,310
Elementary Maintenance Building.....	10	15	20,877	30,041
New Building.....	36	35	75,158	70,095
<b>Total Schools.....</b>	<b>\$ 1.46</b>	<b>\$ 1.86</b>	<b>\$ 304,806</b>	<b>\$ 372,502</b>
<b>GRAND TOTAL.....</b>	<b>\$ 3.02</b>	<b>\$ 3.34</b>	<b>\$ 630,489</b>	<b>\$ 668,901</b>

Cabin Creek District complete includes Tables 2, 11, 15 and 16.

KANAWHA COUNTY—Table No. 3  
CHARLESTON DISTRICT—(Outside Charleston Ind. District)

CLASS OF PROPERTY	1920	1921	1920	1921
	Assessed Value	Assessed Value	Taxes Levied	Taxes Levied
Real Estate.....	\$ 1,072,750	\$ 1,212,080	\$ 26,390	\$ 27,393
Personal Property.....	796,020	615,480	19,582	13,910
Public Utility Property.....	419,679	422,214	10,324	9,542
<b>Total.....</b>	<b>\$ 2,288,449</b>	<b>\$ 2,249,774</b>	<b>\$ 56,296</b>	<b>\$ 50,845</b>
PURPOSES	1920	1921	1920	1921
	Levy on each \$100	Levy on each \$100	Taxes Levied	Taxes Levied
State.....	10 cents	10 cents	\$ 2,288	\$ 2,250
State Virginia Debt.....	10	10	2,289	2,250
<b>Total State.....</b>	<b>20 cents</b>	<b>20 cents</b>	<b>\$ 4,577</b>	<b>\$ 4,500</b>
County, General.....	20 cents	26 cents	\$ 4,577	\$ 5,849
Main County Road.....	25	25	5,721	5,624
County Road and Bridge.....	10		2,288	
District Road.....	15	15	3,433	3,375
District Road Bonds.....	3	3	687	675
Bridge Bonds.....	1		229	
Court House and Jail.....	10	10	2,288	2,250
District Railroad Bonds.....	1	1	229	225
Detention Home.....	5	2	1,144	450
<b>Total County and District.....</b>	<b>90 cents</b>	<b>82 cents</b>	<b>\$ 20,596</b>	<b>\$ 18,448</b>
High School Teachers.....	cents	3 cents	\$	\$ 675
Elementary Teachers.....	60	60	13,731	13,499
Elementary Maintenance Building.....	10	15	2,288	3,375
New Building.....	40	20	9,154	4,499
School Bonds.....	26	26	5,950	5,849
<b>Total Schools.....</b>	<b>\$ 1.36</b>	<b>\$ 1.24</b>	<b>\$ 31,123</b>	<b>\$ 27,897</b>
<b>GRAND TOTAL.....</b>	<b>2.46</b>	<b>2.26</b>	<b>56,296</b>	<b>50,845</b>

Charleston District complete includes Tables 3 and 12.

KANAWHA COUNTY—Table No. 4  
ELK DISTRICT

CLASS OF PROPERTY	1920	1921	1920	1921
	Assessed Value	Assessed Value	Taxes Levied	Taxes Levied
Real Estate.....	\$ 1,769,530	\$ 1,880,020	\$ 39,284	\$ 46,531
Personal Property.....	2,790,920	2,553,220	61,958	63,192
Public Utility Property.....	3,606,073	4,582,191	80,055	113,409
<b>Total.....</b>	<b>\$ 8,166,523</b>	<b>\$ 9,015,431</b>	<b>\$ 181,297</b>	<b>\$ 223,132</b>
PURPOSES	1920	1921	1920	1921
	Levy on each \$100	Levy on each \$100	Taxes Levied	Taxes Levied
State.....	10 cents	10 cents	\$ 8,166	\$ 9,015
State Virginia Debt.....	10	10	8,167	9,015
<b>Total State.....</b>	<b>20 cents</b>	<b>20 cents</b>	<b>\$ 16,333</b>	<b>\$ 18,030</b>
County, General.....	20 cents	26 cents	\$ 16,333	\$ 23,440
Main County Road.....	25	25	20,416	22,539
County Road and Bridge.....	10		8,167	
District Road.....	15	15	12,250	13,523
District Road Bonds.....	56	56	45,733	50,486
Bridge Bonds.....	1		817	
Court House and Jail.....	10	10	8,166	9,016
Detention Home.....	5	2	4,083	1,803
<b>Total County and District.....</b>	<b>\$ 1.42</b>	<b>\$ 1.34</b>	<b>\$ 115,965</b>	<b>\$ 120,807</b>
High School Teachers.....	cents	6½ cts	\$	\$ 5,860
High School Maintenance Building.....		2		1,803
Elementary Teachers.....	40	40	32,666	36,062
Elementary Maintenance Building.....	10	5	8,167	4,508
New Building.....	10	40	8,166	36,062
<b>Total Schools.....</b>	<b>60 cents</b>	<b>93½ cts</b>	<b>\$ 48,999</b>	<b>\$ 84,295</b>
<b>GRAND TOTAL.....</b>	<b>\$ 2.22</b>	<b>\$ 2.47½</b>	<b>\$ 181,297</b>	<b>\$ 223,132</b>

**KANAWHA COUNTY—Table No. 5**  
**JEFFERSON DISTRICT—(Outside of Municipality of St. Albans)**

CLASS OF PROPERTY	1920	1921	1920	1921
	Assessed Value	Assessed Value	Taxes Levied	Taxes Levied
Real Estate.....	\$ 1,737,280	\$ 2,104,520	\$ 38,220	\$ 45,879
Personal Property.....	315,360	338,500	6,938	7,379
Public Utility Property.....	1,587,764	1,598,469	34,931	34,846
<b>Total.....</b>	<b>\$ 3,640,404</b>	<b>\$ 4,041,489</b>	<b>\$ 80,089</b>	<b>\$ 88,104</b>
PURPOSES	1920	1921	1920	1921
	Levy on each \$100	Levy on each \$100	Taxes Levied	Taxes Levied
State.....	10 cents	10 cents	\$ 3,640	\$ 4,041
State Virginia Debt.....	10	10	3,641	4,041
<b>Total State.....</b>	<b>20 cents</b>	<b>20 cents</b>	<b>\$ 7,281</b>	<b>\$ 8,082</b>
County, General.....	20 cents	26 cents	\$ 7,281	\$ 10,508
Main County Road.....	25	25	9,101	10,104
County Road and Bridge.....	10	.....	3,640	.....
District Road.....	15	15	5,461	6,062
District Road Bonds.....	20	20	7,281	8,083
Bridge Bonds.....	1	.....	364	.....
Court House and Jail.....	10	10	3,640	4,042
Detention Home.....	5	2	1,820	808
<b>Total County and District.....</b>	<b>\$ 1.06</b>	<b>98 cents</b>	<b>\$ 38,588</b>	<b>\$ 39,607</b>
High School Teachers.....	4 cents	5 cents	\$ 1,456	\$ 2,021
Elementary Teachers.....	40	40	14,562	16,166
Elementary Maintenance Building.....	10	15	3,640	6,062
New Building.....	40	40	14,562	16,166
<b>Total Schools.....</b>	<b>94 cents</b>	<b>\$ 1.00</b>	<b>\$ 34,220</b>	<b>\$ 40,415</b>
<b>GRAND TOTAL.....</b>	<b>\$ 2.20</b>	<b>\$ 2.18</b>	<b>\$ 80,089</b>	<b>\$ 88,104</b>

Jefferson District complete includes Tables 5 and 17.

**KANAWHA COUNTY—Table No. 6**  
**LOUDON DISTRICT—(Outside Charleston Ind. District and South Charleston Municipality)**

CLASS OF PROPERTY	1920	1921	1920	1921
	Assessed Value	Assessed Value	Taxes Levied	Taxes Levied
Real Estate.....	\$ 3,739,190	\$ 4,505,815	\$ 84,132	\$ 102,282
Personal Property.....	839,420	1,102,635	18,887	25,030
Public Utility Property.....	2,301,729	2,365,810	51,789	53,704
<b>Total.....</b>	<b>\$ 6,880,339</b>	<b>\$ 7,974,260</b>	<b>\$ 154,808</b>	<b>\$ 181,016</b>
PURPOSES	1920	1921	1920	1921
	Levy on each \$100	Levy on each \$100	Taxes Levied	Taxes Levied
State.....	10 cents	10 cents	\$ 6,880	\$ 7,974
State Virginia Debt.....	10	10	6,881	7,974
<b>Total State.....</b>	<b>20 cents</b>	<b>20 cents</b>	<b>\$ 13,761</b>	<b>\$ 15,948</b>
County, General.....	20 cents	26 cents	\$ 13,761	\$ 20,733
Main County Road.....	25	25	17,201	19,936
County Road and Bridge.....	10	.....	6,880	.....
District Road.....	15	15	10,321	11,961
District Road Bonds.....	20	20	13,761	15,949
Bridge Bonds.....	1	.....	688	.....
Court House and Jail.....	10	10	6,880	7,974
Detention Home.....	5	2	3,440	1,595
<b>Total County and District.....</b>	<b>\$ 1.06</b>	<b>98 cents</b>	<b>\$ 72,932</b>	<b>\$ 78,148</b>
High School Teachers.....	2 cents	2 cents	\$ 1,376	\$ 1,595
Elementary Teachers.....	60	62	41,282	49,441
Elementary Maintenance Building.....	7	10	4,816	7,974
New Building.....	30	35	20,641	27,910
<b>Total Schools.....</b>	<b>99 cents</b>	<b>\$ 1.09</b>	<b>\$ 68,115</b>	<b>\$ 86,920</b>
<b>GRAND TOTAL.....</b>	<b>\$ 2.25</b>	<b>\$ 2.27</b>	<b>\$ 154,808</b>	<b>\$ 181,016</b>

Loudon District complete includes Tables 6, 13 and 18.

KANAWHA COUNTY—Table No. 7  
MALDEN DISTRICT

CLASS OF PROPERTY	1920 Assessed Value	1921 Assessed Value	1920 Taxes Levied	1921 Taxes Levied
Real Estate.....	\$ 1,299,570	\$ 1,382,255	\$ 33,260	\$ 35,938
Personal Property.....	533,550	689,835	13,659	17,936
Public Utility Property.....	1,085,645	1,134,889	26,512	29,507
<b>Total.....</b>	<b>\$ 2,868,765</b>	<b>\$ 3,206,979</b>	<b>\$ 73,440</b>	<b>\$ 83,381</b>
PURPOSES	1920 Levy on each \$100	1921 Levy on each \$100	1920 Taxes Levied	1921 Taxes Levied
State.....	10 cents	10 cents	\$ 2,869	\$ 3,207
State Virginia Debt.....	10	10	2,868	3,207
<b>Total State.....</b>	<b>20 cents</b>	<b>20 cents</b>	<b>\$ 5,737</b>	<b>\$ 6,414</b>
County, General.....	20 cents	26 cents	\$ 5,738	\$ 8,338
Main County Road.....	25	25	7,172	8,017
County Road and Bridge.....	10		2,869	
District Road.....	15	15	4,303	4,811
District Road Bonds.....	20	10	5,738	3,207
Bridge Bonds.....	1		287	
Court House and Jail.....	10	10	2,868	3,207
Detention Home.....	5	2	1,434	641
<b>Total County and District.....</b>	<b>\$ 1.06</b>	<b>88 cents</b>	<b>\$ 30,409</b>	<b>\$ 28,221</b>
High School Teachers.....	cents	25 cents		\$ 8,017
High School Maintenance Building.....		5		1,604
Elementary Teachers.....	75	75	21,516	24,052
Elementary Maintenance Building.....	15	15	4,303	4,811
New Building.....	40	32	11,475	10,262
<b>Total Schools.....</b>	<b>\$ 1.30</b>	<b>\$ 1.52</b>	<b>\$ 37,294</b>	<b>\$ 48,746</b>
<b>GRAND TOTAL.....</b>	<b>\$ 2.56</b>	<b>\$ 2.60</b>	<b>\$ 73,440</b>	<b>\$ 83,381</b>

KANAWHA COUNTY—Table No. 8  
POCA DISTRICT

CLASS OF PROPERTY	1920 Assessed Value	1921 Assessed Value	1920 Taxes Levied	1921 Taxes Levied
Real Estate.....	\$ 546,890	\$ 557,940	\$ 12,743	\$ 12,833
Personal Property.....	231,830	219,855	5,401	5,057
Public Utility Property.....	260,480	251,738	6,069	5,790
<b>Total.....</b>	<b>\$ 1,039,200</b>	<b>\$ 1,029,533</b>	<b>\$ 24,213</b>	<b>\$ 23,680</b>
PURPOSES	1920 Levy on each \$100	1921 Levy on each \$100	1920 Taxes Levied	1921 Taxes Levied
State.....	10 cents	10 cents	\$ 1,039	\$ 1,030
State Virginia Debt.....	10	10	1,039	1,030
<b>Total State.....</b>	<b>20 cents</b>	<b>20 cents</b>	<b>\$ 2,078</b>	<b>\$ 2,060</b>
County, General.....	20 cents	26 cents	\$ 2,078	\$ 2,677
Main County Road.....	25	25	2,598	2,574
County Road and Bridge.....	10		1,039	
District Road.....	15	15	1,559	1,544
District Road Bonds.....	52	52	5,404	5,353
Bridge Bonds.....	1		104	
Court House and Jail.....	10	10	1,039	1,030
Detention Home.....	5	2	520	206
<b>Total County and District.....</b>	<b>\$ 1.38</b>	<b>\$ 1.30</b>	<b>\$ 14,341</b>	<b>\$ 13,384</b>
High School Teachers.....	1 cent	cents	104	
Elementary Teachers.....	44	40	4,573	4,118
Elementary Maintenance Building.....	10	15	1,039	1,544
New Building.....	20	25	2,078	2,574
<b>Total Schools.....</b>	<b>75 cents</b>	<b>80 cents</b>	<b>\$ 7,794</b>	<b>\$ 8,236</b>
<b>GRAND TOTAL.....</b>	<b>\$ 2.33</b>	<b>\$ 2.30</b>	<b>\$ 24,213</b>	<b>\$ 23,680</b>

KANAWHA COUNTY—Table No. 9  
UNION DISTRICT

CLASS OF PROPERTY	1920 Assessed Value	1921 Assessed Value	1920 Taxes Levied	1921 Taxes Levied
Real Estate.....	\$ 2,452,160	\$ 2,556,500	\$ 64,737	\$ 69,536
Personal Property.....	582,330	882,530	15,374	24,005
Public Utility Property.....	1,586,068	1,813,312	41,872	49,322
Total.....	\$ 4,620,558	\$ 5,252,342	\$ 121,983	\$ 142,863
PURPOSES	1920 Levy on each \$100	1921 Levy on each \$100	1920 Taxes Levied	1921 Taxes Levied
State.....	10 cents	10 cents	\$ 4,621	\$ 5,252
State Virginia Debt.....	10	10	4,620	5,252
Total State.....	20 cents	20 cents	\$ 9,241	\$ 10,504
County, General.....	20 cents	26 cents	\$ 9,241	\$ 13,656
Main County Road.....	25	25	11,551	13,131
County Road and Bridge.....	10	.....	4,621	.....
District Road.....	15	15	6,931	7,879
District Road Bonds.....	49	49	22,641	25,736
Bridge Bonds.....	1	.....	462	.....
Court House and Jail.....	10	10	4,621	5,252
Detention Home.....	5	2	2,310	1,051
Total County and District.....	\$ 1.35	\$ 1.27	\$ 62,378	\$ 66,705
High School Teachers.....	7 cents	13 cents	\$ 3,234	\$ 6,828
High School Maintenance Building.....	7	2	3,235	1,050
Elementary Teachers.....	60	50	27,723	26,262
Elementary Maintenance Building.....	10	15	4,621	7,879
New Building.....	20	40	9,241	21,009
School Bonds.....	5	5	2,310	2,626
Total Schools.....	\$ 1.09	\$ 1.25	\$ 50,364	\$ 65,654
GRAND TOTAL.....	\$ 2.64	\$ 2.72	\$ 121,983	\$ 142,863

KANAWHA COUNTY—Table No. 10  
WASHINGTON DISTRICT

CLASS OF PROPERTY	1920 Assessed Value	1921 Assessed Value	1920 Taxes Levied	1921 Taxes Levied
Real Estate.....	\$ 615,650	\$ 630,770	\$ 13,914	\$ 14,129
Personal Property.....	286,720	323,050	6,480	7,236
Public Utility Property.....	461,395	482,026	10,427	10,797
Total.....	\$ 1,363,765	\$ 1,435,846	\$ 30,821	\$ 32,163
PURPOSES	1920 Levy on each \$100	1921 Levy on each \$100	1920 Taxes Levied	1921 Taxes Levied
State.....	10 cents	10 cents	\$ 1,364	\$ 1,436
State Virginia Debt.....	10	10	1,364	1,436
Total State.....	20 cents	20 cents	\$ 2,728	\$ 2,872
County, General.....	20 cents	26 cents	\$ 2,728	\$ 3,733
Main County Road.....	25	25	3,409	3,590
County Road and Bridge.....	10	.....	1,363	.....
District Road.....	15	15	2,046	2,154
District Road Bonds.....	50	50	6,819	7,179
Bridge Bonds.....	1	.....	136	.....
Court House and Jail.....	10	10	1,364	1,436
Detention Home.....	5	2	682	287
Total County and District.....	\$ 1.36	\$ 1.28	\$ 18,547	\$ 18,379
High School Teachers.....	..... cents	1 cent	\$.....	\$ 144
Elementary Teachers.....	40	40	5,455	5,743
Elementary Maintenance Building.....	10	15	1,363	2,154
New Building.....	20	20	2,728	2,871
Total Schools.....	70 cents	76 cents	\$ 9,546	\$ 10,912
GRAND TOTAL.....	\$ 2.26	\$ 2.24	\$ 30,821	\$ 32,163



**KANAWHA COUNTY—Table No. 11**  
**CEDAR GROVE MUNICIPALITY, CABIN CREEK DISTRICT**

CLASS OF PROPERTY	1920	1921	1920	1921
	Assessed Value	Assessed Value	Taxes Levied	Taxes Levied
Real Estate.....	\$.....	\$.....	\$.....	\$.....
Personal Property.....	38,730	70,290	1,247	2,488
Public Utility Property.....	97,281	105,110	3,133	3,721
<b>Total.....</b>	<b>\$ 136,011</b>	<b>\$ 175,400</b>	<b>\$ 4,380</b>	<b>\$ 6,209</b>
PURPOSES	1920	1921	1920	1921
	Levy on each \$100	Levy on each \$100	Taxes Levied	Taxes Levied
State.....	10 cents	10 cents	\$ 136	\$ 175
State Virginia Debt.....	10	10	136	175
<b>Total State.....</b>	<b>20 cents</b>	<b>20 cents</b>	<b>\$ 272</b>	<b>\$ 350</b>
County, General.....	20 cents	26 cents	\$ 272	\$ 456
Main County Road.....	25	25	340	439
County Road and Bridge.....	10	.....	136	.....
District Road Bonds.....	50	50	680	877
Bridge Bonds.....	1	.....	14	.....
Court House and Jail.....	10	10	136	175
Detention Home.....	5	2	68	35
<b>Total County and District.....</b>	<b>\$ 1.21</b>	<b>\$ 1.13</b>	<b>\$ 1,646</b>	<b>\$ 1,982</b>
High School Teachers.....	7 cents	15 cents	\$ 95	\$ 263
High School Maintenance Building.....	6	6	82	105
Elementary Teachers.....	87	1.15	1,183	2,017
Elementary Maintenance Building.....	10	15	136	264
New Building.....	36	35	490	614
<b>Total Schools.....</b>	<b>\$ 1.46</b>	<b>\$ 1.86</b>	<b>\$ 1,986</b>	<b>\$ 3,263</b>
Municipal General.....	35 cents	35 cents	\$ 476	\$ 614
<b>Total Municipal.....</b>	<b>35 cents</b>	<b>35 cents</b>	<b>\$ 476</b>	<b>\$ 614</b>
<b>GRAND TOTAL.....</b>	<b>\$ 3.22</b>	<b>\$ 3.54</b>	<b>\$ 4,380</b>	<b>\$ 6,209</b>

## KANAWHA COUNTY—Table No. 12

CHARLESTON MUNICIPALITY, CHARLESTON IND. DISTRICT,  
CHARLESTON DISTRICT—(Exclusive of Charleston in Loudon District)

CLASS OF PROPERTY	1920 Assessed Value	1921 Assessed Value	1920 Taxes Levied	1921 Taxes Levied
Real Estate.....	\$ 31,780,140	\$ 32,804,950	\$ 1,067,430	\$ 1,049,758
Personal Property.....	14,316,560	13,967,520	453,835	446,961
Public Utility Property.....	4,425,510	4,482,999	140,289	143,456
<b>Total.....</b>	<b>\$ 50,522,210</b>	<b>\$ 51,255,469</b>	<b>\$ 1,661,554</b>	<b>\$ 1,640,175</b>
PURPOSES	1920 Levy on each \$100	1921 Levy on each \$100	1920 Taxes Levied	1921 Taxes Levied
State.....	10 cents	10 cents	\$ 50,522	\$ 51,255
State Virginia Debt.....	10	10	50,522	51,255
<b>Total State.....</b>	<b>20 cents</b>	<b>20 cents</b>	<b>\$ 101,044</b>	<b>\$ 102,510</b>
County, General.....	20 cents	26 cents	\$ 101,044	\$ 133,264
Main County Road.....	25	25	126,306	128,139
County Road and Bridge.....	10		50,522	
District Road Bonds.....	3	3	15,157	15,377
Bridge Bonds.....	1		5,052	
Court House and Jail.....	10	10	50,522	51,255
District Railroad Bonds.....	1	1	5,053	5,126
Detention Home.....	5	2	25,261	10,251
<b>Total County and District.....</b>	<b>75 cents</b>	<b>67 cents</b>	<b>\$ 378,917</b>	<b>\$ 343,412</b>
High School Teachers.....	12 cents	13 cents	\$ 60,627	\$ 66,632
High School Maintenance Building.....	3½	3½	17,683	17,940
Elementary Teachers.....	55	60	277,872	307,533
Elementary Maintenance Building.....	20	16	101,044	82,009
School Bonds.....	20	18	101,045	92,260
Public Library.....	1½	1½	7,578	7,688
<b>Total Schools.....</b>	<b>\$ 1.12</b>	<b>\$ 1.12</b>	<b>\$ 565,849</b>	<b>\$ 574,062</b>
Municipal General.....	70 cents	70 cents	\$ 353,655	\$ 358,788
Municipal Bonds.....	40	36	202,089	184,520
Public Comfort Station.....		15		76,883
<b>Total Municipal.....</b>	<b>\$ 1.10</b>	<b>\$ 1.21</b>	<b>\$ 555,744</b>	<b>\$ 620,191</b>
<b>GRAND TOTAL.....</b>	<b>\$ 3.17</b>	<b>\$ 3.20</b>	<b>\$ 1,601,554</b>	<b>\$ 1,640,175</b>

Charleston Municipality complete includes Tables 12 and 13.

Charleston Independent District complete includes Tables 12 and 13.

**KANAWHA COUNTY—Table No. 13**  
**CHARLESTON MUNICIPALITY, CHARLESTON IND. DISTRICT,**  
**LOUDON DISTRICT—(Exclusive of Charleston in Charleston District)**

CLASS OF PROPERTY	1920 Assessed Value	1921 Assessed Value	1920 Taxes Levied	1921 Taxes Levied
Real Estate.....	\$ 789,540	\$ 860,190	\$ 26,292	\$ 28,902
Personal Property.....	* 95,000	341,340	3,166	11,469
Public Utility Property.....	175,605	380,207	5,848	12,775
<b>Total.....</b>	<b>\$ 1,060,235</b>	<b>\$ 1,581,737</b>	<b>\$ 35,306</b>	<b>\$ 53,146</b>
PURPOSES	1920 Levy on each \$100	1921 Levy on each \$100	1920 Taxes Levied	1921 Taxes Levied
State.....	10 cents	10 cents	\$ 1,060	\$ 1,582
State Virginia Debt.....	10	10	1,060	1,582
<b>Total State.....</b>	<b>20 cents</b>	<b>20 cents</b>	<b>\$ 2,120</b>	<b>\$ 3,164</b>
County, General.....	20 cents	26 cents	\$ 2,120	\$ 4,113
Main County Road.....	25	25	2,651	3,954
County Road and Bridge.....	10	.....	1,060	.....
District Road Bonds.....	20	20	2,121	3,163
Bridge Bonds.....	1	.....	106	.....
Court House and Jail.....	10	10	1,060	1,582
Detention Home.....	5	2	530	316
<b>Total County and District.....</b>	<b>91 cents</b>	<b>83 cents</b>	<b>\$ 9,648</b>	<b>\$ 13,128</b>
High School Teachers.....	12 cents	13 cents	\$ 1,272	\$ 2,056
High School Maintenance Building.....	3½	3½	371	554
Elementary Teachers.....	55	60	5,831	9,490
Elementary Maintenance Building.....	20	16	2,121	2,531
School Bonds.....	20	18	2,121	2,847
Public Library.....	1½	1½	159	237
<b>Total Schools.....</b>	<b>\$ 1 12</b>	<b>\$ 1 12</b>	<b>\$ 11,875</b>	<b>\$ 17,715</b>
Municipal General.....	70 cents	70 cents	\$ 7,422	\$ 11,072
Municipal Bonds.....	40	36	4,241	5,694
Public Comfort Station.....	.....	15	.....	2,373
<b>Total Municipal.....</b>	<b>\$ 1 10</b>	<b>\$ 1 21</b>	<b>\$ 11,663</b>	<b>\$ 19,139</b>
<b>GRAND TOTAL.....</b>	<b>\$ 3 33</b>	<b>\$ 3 36</b>	<b>\$ 35,306</b>	<b>\$ 53,146</b>

Charleston Municipality complete includes Tables 12 and 13.

Charleston Independent District complete includes Tables 12 and 13.

**KANAWHA COUNTY—Table No. 14**  
**CLENDENIN MUNICIPALITY, BIG SANDY DISTRICT**

CLASS OF PROPERTY	1920	1921	1920	1921
	Assessed Value	Assessed Value	Taxes Levied	Taxes Levied
Real Estate.....	\$ 477,460	\$ 489,440	\$ 16,807	\$ 16,323
Personal Property.....	552,390	703,860	19,444	23,474
Public Utility Property.....	198,234	327,293	6,978	10,915
<b>Total.....</b>	<b>\$ 1,228,084</b>	<b>\$ 1,520,593</b>	<b>\$ 43,229</b>	<b>\$ 50,712</b>
PURPOSES	1920	1921	1920	1921
	Levy on each \$100	Levy on each \$100	Taxes Levied	Taxes Levied
State.....	10 cents	10 cents	\$ 1,228	\$ 1,521
State Virginia Debt.....	10	10	1,228	1,521
<b>Total State.....</b>	<b>20 cents</b>	<b>20 cents</b>	<b>\$ 2,456</b>	<b>\$ 3,042</b>
County, General.....	20 cents	26 cents	\$ 2,456	\$ 3,954
Main County Road.....	25	25	3,070	3,801
County Road and Bridge.....	10	.....	1,228	.....
District Road Bonds.....	40	40	4,913	6,082
Bridge Bonds.....	1	.....	123	.....
Court House and Jail.....	10	10	1,228	1,521
Detention Home.....	5	2	614	304
<b>Total County and District.....</b>	<b>\$ 1.11</b>	<b>\$ 1.03</b>	<b>\$ 13,632</b>	<b>\$ 15,662</b>
High School Teachers.....	16 cents	20 cents	\$ 1,965	\$ 3,041
High School Maintenance Building.....	4	2½	491	380
Elementary Teachers.....	40	35	4,913	5,322
Elementary Maintenance Building.....	10	12	1,228	1,875
New Building.....	30	40	3,684	6,082
School Bonds.....	1	1	123	152
<b>Total Schools.....</b>	<b>\$ 1.01</b>	<b>\$ 1.10½</b>	<b>\$ 12,404</b>	<b>\$ 16,802</b>
Municipal General.....	45 cents	40 cents	\$ 5,576	\$ 6,082
Municipal Bonds.....	75	60	9,211	9,124
<b>Total Municipal.....</b>	<b>\$ 1.20</b>	<b>\$ 1.00</b>	<b>\$ 14,737</b>	<b>\$ 15,206</b>
<b>GRAND TOTAL.....</b>	<b>\$ 3.52</b>	<b>\$ 3.33½</b>	<b>\$ 43,229</b>	<b>\$ 50,712</b>

**KANAWHA COUNTY—Table No. 15**  
**EAST BANK MUNICIPALITY, CABIN CREEK DISTRICT**

CLASS OF PROPERTY	1920 Assessed Value	1921 Assessed Value	1920 Taxes Levied	1921 Taxes Levied
Real Estate .....	\$ 144,550	\$ 139,950	\$ 4,655	\$ 4,954
Personal Property .....	44,810	47,050	1,443	1,666
Public Utility Property .....	134,012	127,903	4,315	4,528
Total .....	\$ 323,372	\$ 314,903	\$ 10,413	\$ 11,148
PURPOSES	1920 Levy on each \$100	1921 Levy on each \$100	1920 Taxes Levied	1921 Taxes Levied
State .....	10 cents	10 cents	\$ 323	\$ 315
State Virginia Debt .....	10	10	324	315
Total State .....	20 cents	20 cents	\$ 647	\$ 630
County, General .....	20 cents	26 cents	\$ 647	\$ 819
Main County Road .....	25	25	808	787
County Road and Bridge .....	10	.....	323	.....
District Road Bonds .....	50	50	1,617	1,575
Bridge Bonds .....	1	.....	32	.....
Court House and Jail .....	10	10	324	315
Detention Home .....	5	2	162	63
Total County and District .....	\$ 1.21	\$ 1.13	\$ 3,913	\$ 3,559
High School Teachers .....	7 cents	15 cents	\$ 226	\$ 472
High School Maintenance Building .....	6	6	194	189
Elementary Teachers .....	87	1.15	2,814	3,621
Elementary Maintenance Building .....	10	15	323	473
New Building .....	36	35	1,164	1,102
Total Schools .....	\$ 1.46	\$ 1.86	\$ 4,721	\$ 5,857
Municipal General .....	35 cents	12 cents	\$ 1,132	\$ 378
Municipal Bonds .....	.....	23	.....	724
Total Municipal .....	35 cents	35 cents	\$ 1,132	\$ 1,102
GRAND TOTAL .....	\$ 3.22	\$ 3.54	\$ 10,413	\$ 11,148

**KANAWHA COUNTY—Table No. 16**  
**PRATT MUNICIPALITY, CABIN CREEK DISTRICT**

CLASS OF PROPERTY	1920	1921	1920	1921
	Assessed Value	Assessed Value	Taxes Levied	Taxes Levied
Real Estate.....	\$ 87,600	\$ 89,100	\$ 2,602	\$ 2,976
Personal Property.....	32,100	57,210	953	1,911
Public Utility Property.....	160,439	156,862	4,765	5,239
<b>Total.....</b>	<b>\$ 280,139</b>	<b>\$ 303,172</b>	<b>\$ 8,320</b>	<b>\$ 10,126</b>
PURPOSES	1920	1921	1920	1921
	Levy on each \$100	Levy on each \$100	Taxes Levied	Taxes Levied
State.....	10 cents	10 cents	\$ 28	\$ 303
State Virginia Debt.....	10	10	280	303
<b>Total State.....</b>	<b>20 cents</b>	<b>20 cents</b>	<b>\$ 560</b>	<b>\$ 606</b>
County, General.....	20 cents	26 cents	\$ 560	\$ 788
Main County Road.....	25	25	700	758
County Road and Bridge.....	10	.....	281	.....
District Road Bonds.....	50	50	1,401	1,516
Bridge Bonds.....	1	.....	28	.....
Court House and Jail.....	10	10	280	363
Detention Home.....	5	2	140	61
<b>Total County and District.....</b>	<b>\$ 1.21</b>	<b>\$ 1.13</b>	<b>\$ 3,390</b>	<b>\$ 3,426</b>
High School Teachers.....	7 cents	15 cents	\$ 196	\$ 455
High School Maintenance Building.....	6	6	168	182
Elementary Teachers.....	87	1.15	2,437	3,486
Elementary Maintenance Building.....	10	15	280	455
New Building.....	36	35	1,009	1,061
<b>Total Schools.....</b>	<b>\$ 1.46</b>	<b>\$ 1.86</b>	<b>\$ 4,096</b>	<b>\$ 5,639</b>
Municipal General.....	10 cents	15 cents	\$ 280	\$ 455
<b>Total Municipal.....</b>	<b>10 cents</b>	<b>15 cents</b>	<b>\$ 280</b>	<b>\$ 455</b>
<b>GRAND TOTAL.....</b>	<b>\$ 2.97</b>	<b>\$ 3.34</b>	<b>\$ 8,320</b>	<b>\$ 10,126</b>

**KANAWHA COUNTY—Table No. 17**  
**ST. ALBANS MUNICIPALITY, ST. ALBANS IND. DISTRICT,**  
**JEFFERSON DISTRICT**

CLASS OF PROPERTY	1920	1921	1920	1921
	Assessed Value	Assessed Value	Taxes Levied	Taxes Levied
Real Estate.....	\$ 1,309,090	\$ 1,353,620	\$ 47,258	\$ 49,136
Personal Property.....	651,120	814,460	23,506	29,565
Public Utility Property.....	480,001	580,791	17,328	21,083
<b>Total.....</b>	<b>\$ 2,440,211</b>	<b>\$ 2,748,871</b>	<b>\$ 88,092</b>	<b>\$ 99,784</b>
PURPOSES	1920	1921	1920	1921
	Levy on each \$100	Levy on each \$100	Taxes Levied	Taxes Levied
State.....	10 cents	10 cents	\$ 2,440	\$ 2,749
State Virginia Debt.....	10	10	2,441	2,749
<b>Total State.....</b>	<b>20 cents</b>	<b>20 cents</b>	<b>\$ 4,881</b>	<b>\$ 5,498</b>
County, General.....	20 cents	26 cents	\$ 4,880	\$ 7,147
Main County Road.....	25	25	6,101	6,872
County Road and Bridge.....	10	.....	2,440	.....
District Road Bonds.....	20	20	4,881	5,498
Bridge Bonds.....	1	.....	244	.....
Court House and Jail.....	10	10	2,440	2,749
Detention Home.....	5	2	1,220	550
<b>Total County and District.....</b>	<b>91 cents</b>	<b>83 cents</b>	<b>\$ 22,206</b>	<b>\$ 22,816</b>
High School Teachers.....	40 cents	41 cents	\$ 9,761	\$ 11,270
High School Maintenance Building.....	12	11	2,928	3,024
Elementary Teachers.....	67	76	16,350	20,891
Elementary Maintenance Building.....	10	20	2,440	5,498
New Building.....	15	20	3,660	5,497
School Bonds.....	16	12	3,904	3,299
<b>Total Schools.....</b>	<b>\$ 1.60</b>	<b>\$ 1.80</b>	<b>\$ 39,043</b>	<b>\$ 49,479</b>
Municipal General.....	50 cents	50 cents	\$ 12,201	\$ 13,744
Municipal Bonds.....	40	30	9,761	8,247
<b>Total Municipal.....</b>	<b>90 cents</b>	<b>80 cents</b>	<b>\$ 21,962</b>	<b>\$ 21,991</b>
<b>GRAND TOTAL.....</b>	<b>\$ 3.61</b>	<b>\$ 3.63</b>	<b>\$ 88,092</b>	<b>\$ 99,784</b>

**KANAWHA COUNTY—Table No. 18**  
**SOUTH CHARLESTON MUNICIPALITY, LOUDON DISTRICT**

CLASS OF PROPERTY	1920		1921	
	Assessed Value	Assessed Value	Taxes Levied	Taxes Levied
Real Estate.....	\$ 2,391,110	\$ 2,429,665	\$ 66,234	\$ 66,087
Personal Property.....	732,480	987,465	20,290	26,859
Public Utility Property.....	448,471	660,544	12,422	17,967
<b>Total.....</b>	<b>\$ 3,572,061</b>	<b>\$ 4,077,674</b>	<b>\$ 98,946</b>	<b>\$ 110,913</b>
PURPOSES	1920		1921	
	Levy on each \$100	Levy on each \$100	Taxes Levied	Taxes Levied
State.....	10 cents	10 cents	\$ 3,572	\$ 4,078
State Virginia Debt.....	10	10	3,572	4,078
<b>Total State.....</b>	<b>20 cents</b>	<b>20 cents</b>	<b>\$ 7,144</b>	<b>\$ 8,156</b>
County, General.....	20 cents	26 cents	\$ 7,144	\$ 10,602
Main County Road.....	25	25	8,930	10,194
County Road and Bridge.....	10		3,572	
District Road Bonds.....	20	20	7,144	8,155
Bridge Bonds.....	1		358	
Court House and Jail.....	10	10	3,572	4,078
Detention Home.....	5	2	1,786	816
<b>Total County and District.....</b>	<b>91 cents</b>	<b>83 cents</b>	<b>\$ 32,506</b>	<b>\$ 33,845</b>
High School Teachers.....	2 cents	2 cents	\$ 715	\$ 815
Elementary Teachers.....	60	62	21,432	25,282
Elementary Maintenance Building.....	7	10	2,501	4,077
New Building.....	30	35	10,716	14,272
Additional Fund.....	7		2,500	
<b>Total Schools.....</b>	<b>\$ 1.06</b>	<b>\$ 1.09</b>	<b>\$ 37,864</b>	<b>\$ 44,446</b>
Municipal General.....	50 cents	40 cents	\$ 17,860	\$ 16,311
Municipal Bonds.....	10	20	3,572	8,155
<b>Total Municipal.....</b>	<b>60 cents</b>	<b>60 cents</b>	<b>\$ 21,432</b>	<b>\$ 24,466</b>
<b>GRAND TOTAL.....</b>	<b>\$ 2.77</b>	<b>\$ 2.72</b>	<b>\$ 98,946</b>	<b>\$ 110,913</b>

RECAPITULATION OF KANAWHA COUNTY  
ASSESSED VALUE

Class of Property	1920			1921		
	Districts	Municipalities	Total	Districts	Municipalities	Total
Real Estate.....	\$ 21,845,350	\$ 37,082,640	\$ 58,927,990	\$ 23,616,906	\$ 38,166,915	\$ 61,783,820
Personal Property.....	13,820,200	16,463,280	30,283,480	13,154,724	16,989,195	30,143,919
Public Utility Property....	21,849,143	6,119,553	27,968,696	23,217,003	6,821,700	30,038,712
<b>Total.....</b>	<b>\$ 57,514,693</b>	<b>\$ 59,665,473</b>	<b>\$117,180,166</b>	<b>\$ 59,988,632</b>	<b>\$ 61,977,819</b>	<b>\$121,966,451</b>

TAXES LEVIED

Purposes	1920			1921		
	Districts	Municipalities	Total	Districts	Municipalities	Total
State.....	\$ 57,616	\$ 59,561	\$ 117,177	\$ 59,988	\$ 61,978	\$ 121,966
State Virginia Debt.....	57,619	59,563	117,182	59,988	61,978	121,966
<b>Total State.....</b>	<b>\$ 115,235</b>	<b>\$ 119,124</b>	<b>\$ 234,359</b>	<b>\$ 119,976</b>	<b>\$ 123,956</b>	<b>\$ 243,932</b>
County, General.....	\$ 115,236	\$ 119,123	\$ 234,359	\$ 155,969	\$ 161,143	\$ 317,112
Main County Road.....	144,044	148,906	292,950	149,972	154,944	304,916
County Road and Bridge..	57,617	59,562	117,179	.....	.....	89,984
District Road.....	86,429	.....	86,429	89,984	.....	.....
District Road Bonds.....	235,941	37,014	273,955	239,827	42,243	282,070
Court House and Jail.....	57,616	59,562	117,178	59,990	61,978	121,968
District Railroad Bonds...	229	5,053	5,282	225	5,126	5,351
Detention Home.....	28,808	29,781	58,589	11,997	12,396	24,393
Bridge Bonds.....	5,761	5,957	11,718	.....	.....	.....
<b>Total County and District.....</b>	<b>\$ 731,681</b>	<b>\$ 465,858</b>	<b>\$ 1,197,539</b>	<b>\$ 707,964</b>	<b>\$ 437,830</b>	<b>\$ 1,145,794</b>
High School Teachers.....	\$ 30,180	\$ 74,857	\$ 105,037	\$ 66,692	\$ 85,004	\$ 151,696
High School Maint. Bldg..	18,110	21,917	40,027	17,012	22,374	40,286
Elementary Teachers.....	366,630	332,832	699,462	425,799	377,642	803,441
Elementary Maint. Bldg...	56,987	110,073	167,060	75,255	97,132	172,387
New Building.....	170,821	20,723	191,544	214,472	28,628	243,100
School Bonds.....	8,847	107,193	116,040	9,051	98,558	107,609
Public Library.....	.....	7,737	7,737	.....	7,925	7,925
Additional Fund.....	.....	2,500	2,500	.....	.....	.....
<b>Total Schools.....</b>	<b>\$ 651,575</b>	<b>\$ 677,832</b>	<b>\$ 1,329,407</b>	<b>\$ 809,181</b>	<b>\$ 717,263</b>	<b>\$ 1,526,444</b>
Municipal General.....	\$.....	\$ 398,552	\$ 398,552	\$.....	\$ 407,444	\$ 407,444
Municipal Bonds.....	.....	228,874	228,874	.....	216,464	216,464
Public Comfort Station....	.....	.....	.....	.....	79,256	79,256
<b>Total Municipal.....</b>	<b>\$.....</b>	<b>\$ 627,426</b>	<b>\$ 627,426</b>	<b>\$.....</b>	<b>\$ 703,164</b>	<b>\$ 703,164</b>
<b>GRAND TOTAL.....</b>	<b>\$ 1,498,491</b>	<b>\$ 1,890,240</b>	<b>\$ 3,388,731</b>	<b>\$ 1,637,121</b>	<b>\$ 1,982,213</b>	<b>\$ 3,619,334</b>
Total Average Rate of Levy on Each \$100.....	\$ 2.605	\$ 3.168	\$ 2.892	\$ 2.729	\$ 3.198	\$ 2.967
For All Purposes						
On Real Estate.....	\$ 569,889	\$ 1,171,278	\$ 1,741,167	\$ 638,196	\$ 1,218,136	\$ 1,856,332
On Personal Property.....	365,578	523,884	889,462	368,646	544,393	913,039
On Public Utility Property	563,024	195,078	758,102	630,279	219,684	849,963
<b>Total.....</b>	<b>\$ 1,498,491</b>	<b>\$ 1,890,240</b>	<b>\$ 3,388,731</b>	<b>\$ 1,637,121</b>	<b>\$ 1,982,213</b>	<b>\$ 3,619,334</b>



**LEWIS COUNTY—Table No. 1**  
**COLLINS SETTLEMENT DISTRICT**

CLASS OF PROPERTY	1920	1921	1920	1921
	Assessed Value	Assessed Value	Taxes Levied	Taxes Levied
Real Estate.....	\$ 1,491,650	\$ 1,753,160	\$ 22,524	\$ 34,011
Personal Property.....	628,090	599,780	9,484	11,686
Public Utility Property.....	656,772	659,675	9,917	12,798
<b>Total.....</b>	<b>\$ 2,776,512</b>	<b>\$ 3,012,615</b>	<b>\$ 41,925</b>	<b>\$ 58,445</b>
PURPOSES	1920	1921	1920	1921
	Levy on each \$100	Levy on each \$100	Taxes Levied	Taxes Levied
State.....	10 cents	10 cents	\$ 2,777	\$ 3,013
State Virginia Debt.....	10	10	2,776	3,013
<b>Total State.....</b>	<b>20 cents</b>	<b>20 cents</b>	<b>\$ 5,553</b>	<b>\$ 6,026</b>
County, General.....	10 cents	18 cents	\$ 2,777	\$ 5,423
Main County Road.....	20	18	5,553	5,422
County Road and Bridge.....	5	.....	1,388	.....
District Road.....	12	15	3,332	4,519
<b>Total County and District.....</b>	<b>47 cents</b>	<b>51 cents</b>	<b>\$ 13,050</b>	<b>\$ 15,364</b>
High School Teachers.....	..... cents	16 cents	.....	\$ 4,820
High School Maintenance Building.....	.....	14	.....	4,218
Elementary Teachers.....	40	40	11,106	12,050
Elementary Maintenance Building.....	10	11	2,776	3,314
New Building.....	12	20	3,332	6,025
School Bonds.....	22	22	6,108	6,628
<b>Total Schools.....</b>	<b>84 cents</b>	<b>\$ 1.23</b>	<b>\$ 23,322</b>	<b>\$ 37,055</b>
<b>GRAND TOTAL.....</b>	<b>\$ 1.51</b>	<b>\$ 1.94</b>	<b>\$ 41,925</b>	<b>\$ 58,445</b>

**LEWIS COUNTY—Table No. 2**  
**COURT HOUSE DISTRICT—(Outside Weston Ind. District)**

CLASS OF PROPERTY	1920	1921	1920	1921
	Assessed Value	Assessed Value	Taxes Levied	Taxes Levied
Real Estate.....	\$ 1,608,710	\$ 2,008,690	\$ 17,374	\$ 22,497
Personal Property.....	1,093,600	1,115,990	11,811	12,499
Public Utility Property.....	2,871,246	2,789,768	31,009	31,245
<b>Total.....</b>	<b>\$ 5,573,556</b>	<b>\$ 5,914,448</b>	<b>\$ 60,194</b>	<b>\$ 66,241</b>
PURPOSES	1920	1921	1920	1921
	Levy on each \$100	Levy on each \$100	Taxes Levied	Taxes Levied
State.....	10 cents	10 cents	\$ 5,574	\$ 5,914
State Virginia Debt.....	10	10	5,573	5,914
<b>Total State.....</b>	<b>20 cents</b>	<b>20 cents</b>	<b>\$ 11,147</b>	<b>\$ 11,828</b>
County, General.....	10 cents	18 cents	\$ 5,574	\$ 10,646
Main County Road.....	20	18	11,146	10,646
County Road and Bridge.....	5	.....	2,787	.....
District Road.....	8	15	4,459	8,872
<b>Total County and District.....</b>	<b>43 cents</b>	<b>51 cents</b>	<b>\$ 23,966</b>	<b>\$ 30,164</b>
Elementary Teachers.....	37 cents	36 cents	\$ 20,622	\$ 21,292
Elementary Maintenance Building.....	2	5	1,115	2,957
New Building.....	6	.....	3,344	.....
<b>Total Schools.....</b>	<b>45 cents</b>	<b>41 cents</b>	<b>\$ 25,081</b>	<b>\$ 24,249</b>
<b>GRAND TOTAL.....</b>	<b>\$ 1.08</b>	<b>\$ 1.12</b>	<b>\$ 60,194</b>	<b>\$ 66,241</b>

Court House District complete includes Tables 2, 7 and 11.

**LEWIS COUNTY—Table No. 3**  
**FREEMANS CREEK DISTRICT—(Outside of Weston Ind. District)**

CLASS OF PROPERTY	1920	1921	1920	1921
	Assessed Value	Assessed Value	Taxes Levied	Taxes Levied
Real Estate.....	\$ 3,911,340	\$ 4,912,400	\$ 38,722	\$ 52,071
Personal Property.....	2,362,100	2,393,560	23,385	25,372
Public Utility Property.....	6,828,259	6,631,173	67,599	70,290
<b>Total.....</b>	<b>\$ 13,101,699</b>	<b>\$ 13,937,133</b>	<b>\$ 129,706</b>	<b>\$ 147,733</b>
PURPOSES	1920	1921	1920	1921
	Levy on each \$100	Levy on each \$100	Taxes Levied	Taxes Levied
State.....	10 cents	10 cents	\$ 13,101	\$ 13,937
State Virginia Debt.....	10	10	13,102	13,937
<b>Total State.....</b>	<b>20 cents</b>	<b>20 cents</b>	<b>\$ 26,203</b>	<b>\$ 27,874</b>
County, General.....	10 cents	18 cents	\$ 13,102	\$ 25,087
Main County Road.....	20	18	26,203	25,087
County Road and Bridge.....	5	.....	6,551	.....
District Road.....	7	12	9,171	16,724
<b>Total County and District.....</b>	<b>42 cents</b>	<b>48 cents</b>	<b>\$ 55,027</b>	<b>\$ 66,898</b>
Elementary Teachers.....	26 cents	26 cents	\$ 34,064	\$ 36,237
Elementary Maintenance Building.....	10	6	13,102	8,362
New Building.....	1	6	1,310	8,362
<b>Total Schools.....</b>	<b>37 cents</b>	<b>38 cents</b>	<b>\$ 48,476</b>	<b>\$ 52,961</b>
<b>GRAND TOTAL.....</b>	<b>99 cents</b>	<b>\$ 1.06</b>	<b>\$ 129,706</b>	<b>\$ 147,733</b>

Freemans Creek District complete includes Tables 3, 8 and 12.

**LEWIS COUNTY—Table No. 4**  
**HACKERS CREEK DISTRICT—(Outside Weston Ind. and Jane Lew Ind. Districts)**

CLASS OF PROPERTY	1920	1921	1920	1921
	Assessed Value	Assessed Value	Taxes Levied	Taxes Levied
Real Estate.....	\$ 1,846,590	\$ 2,319,340	\$ 19,389	\$ 32,935
Personal Property.....	867,110	931,820	9,105	13,232
Public Utility Property.....	2,393,027	2,377,377	25,127	33,759
<b>Total.....</b>	<b>\$ 5,106,727</b>	<b>\$ 5,628,537</b>	<b>\$ 53,621</b>	<b>\$ 79,926</b>
PURPOSES	1920	1921	1920	1921
	Levy on each \$100	Levy on each \$100	Taxes Levied	Taxes Levied
State.....	10 cents	10 cents	\$ 5,107	\$ 5,629
State Virginia Debt.....	10	10	5,107	5,629
<b>Total State.....</b>	<b>20 cents</b>	<b>20 cents</b>	<b>\$ 10,214</b>	<b>\$ 11,258</b>
County, General.....	10 cents	18 cents	\$ 5,107	\$ 10,131
Main County Road.....	20	18	10,213	10,131
County Road and Bridge.....	5	.....	2,553	.....
District Road.....	10	10	5,107	5,629
District Road Bonds.....	.....	34	.....	19,137
<b>Total County and District.....</b>	<b>45 cents</b>	<b>80 cents</b>	<b>\$ 22,980</b>	<b>\$ 45,028</b>
Elementary Teachers.....	30 cents	30 cents	\$ 15,320	\$ 16,886
Elementary Maintenance Building.....	10	12	5,107	6,754
<b>Total Schools.....</b>	<b>40 cents</b>	<b>42 cents</b>	<b>\$ 20,427</b>	<b>\$ 23,640</b>
<b>GRAND TOTAL.....</b>	<b>\$ 1.05</b>	<b>\$ 1.42</b>	<b>\$ 53,621</b>	<b>\$ 79,926</b>

Hackers Creek District complete includes Tables 4, 6, 9, 10 and 13.

LEWIS COUNTY—Table No. 5  
SKIN CREEK DISTRICT

CLASS OF PROPERTY	1920	1921	1920	1921
	Assessed Value	Assessed Value	Taxes Levied	Taxes Levied
Real Estate.....	\$ 805,160	\$ 1,024,850	\$ 10,628	\$ 12,811
Personal Property.....	344,440	349,240	4,547	4,366
Public Utility Property.....	187,040	183,697	2,468	2,296
Total.....	\$ 1,336,640	\$ 1,557,787	\$ 17,643	\$ 19,473
PURPOSES	1920	1921	1920	1921
	Levy on each \$100	Levy on each \$100	Taxes Levied	Taxes Levied
State.....	10 cents	10 cents	\$ 1,336	\$ 1,558
State Virginia Debt.....	10	10	1,337	1,558
Total State.....	20 cents	20 cents	\$ 2,673	\$ 3,116
County, General.....	10 cents	18 cents	\$ 1,337	\$ 2,804
Main County Road.....	20	18	2,673	2,804
County Road and Bridge.....	5		668	
District Road.....	12	15	1,604	2,337
Total County and District.....	47 cents	51 cents	\$ 6,282	\$ 7,945
High School Teachers.....	cents	5 cents		\$ 779
Elementary Teachers.....	40	40	5,347	6,231
Elementary Maintenance Building.....	5	5	668	779
New Building.....	20	4	2,673	623
Total Schools.....	65 cents	54 cents	\$ 8,688	\$ 8,412
GRAND TOTAL.....	\$ 1.32	\$ 1.25	\$ 17,643	\$ 19,473

LEWIS COUNTY—Table No. 6  
JANE LEW IND. DISTRICT, HACKERS CREEK DISTRICT—(Outside  
Jane Lew Municipality)

CLASS OF PROPERTY	1920	1921	1920	1921
	Assessed Value	Assessed Value	Taxes Levied	Taxes Levied
Real Estate.....	\$ 203,100	\$ 297,550	\$ 3,940	\$ 6,219
Personal Property.....	70,160	90,430	1,361	1,890
Public Utility Property.....	93,491	92,191	1,814	1,926
Total.....	\$ 366,751	\$ 480,171	\$ 7,115	\$ 10,035
PURPOSES	1920	1921	1920	1921
	Levy on each \$100	Levy on each \$100	Taxes Levied	Taxes Levied
State.....	10 cents	10 cents	\$ 367	\$ 480
State Virginia Debt.....	10	10	367	480
Total State.....	20 cents	20 cents	\$ 734	\$ 960
County, General.....	10 cents	18 cents	\$ 367	\$ 864
Main County Road.....	20	18	733	864
County Road and Bridge.....	5		183	
District Road.....	10	10	367	480
District Road Bonds.....		34		1,633
Total County and District.....	45 cents	80 cents	\$ 1,650	\$ 3,841
High School Teachers.....	10 cents	35 cents	\$ 367	\$ 1,681
High School Maintenance Building.....	10	20	367	960
Elementary Teachers.....	89	36	3,264	1,729
Elementary Maintenance Building.....	10	8	367	384
School Bonds.....	10	10	366	480
Total Schools.....	\$ 1.29	\$ 1.09	\$ 4,731	\$ 5,234
GRAND TOTAL.....	\$ 1.94	\$ 2.09	\$ 7,115	\$ 10,035

Jane Lew Independent District complete includes Tables 6 and 10.

**LEWIS COUNTY—Table No. 7**  
**WESTON IND. DISTRICT, COURT HOUSE DISTRICT—(Outside of**  
**Weston Municipality)**

CLASS OF PROPERTY	1920	1921	1920	1921
	Assessed Value	Assessed Value	Taxes Levied	Taxes Levied
Real Estate.....	\$ 105,560	\$ 153,600	\$ 2,196	\$ 2,703
Personal Property.....	131,610	127,190	2,737	2,239
Public Utility Property.....				
<b>Total.....</b>	<b>\$ 237,170</b>	<b>\$ 280,790</b>	<b>\$ 4,933</b>	<b>\$ 4,942</b>
PURPOSES	1920	1921	1920	1921
	Levy on each \$100	Levy on each \$100	Taxes Levied	Taxes Levied
State.....	.10 cents	.10 cents	\$ 237	\$ 281
State Virginia Debt.....	.10	.10	237	281
<b>Total State.....</b>	<b>.20 cents</b>	<b>.20 cents</b>	<b>\$ 474</b>	<b>\$ 562</b>
County, General.....	.10 cents	.18 cents	\$ 237	\$ 505
Main County Road.....	.20	.18	474	506
County Road and Bridge.....	.05		119	
District Road.....	.08	.15	190	421
<b>Total County and District.....</b>	<b>.43 cents</b>	<b>.51 cents</b>	<b>\$ 1,020</b>	<b>\$ 1,432</b>
High School Teachers.....	.29 cents	.33 cents	\$ 688	\$ 927
High School Maint. Bldg.....	.15	.10	356	281
Elementary Teachers.....	.50	.40	1,186	1,123
Elementary Maint. Building.....	.25	.15	593	421
New Building.....	.20	.01	474	28
School Bonds.....	.06	.06	142	168
<b>Total Schools.....</b>	<b>\$ 1.45</b>	<b>\$ 1.05</b>	<b>\$ 3,439</b>	<b>\$ 2,948</b>
<b>GRAND TOTAL.....</b>	<b>\$ 2.08</b>	<b>\$ 1.76</b>	<b>\$ 4,933</b>	<b>\$ 4,942</b>

Weston Ind. District complete includes Tables 7 and 11.

**LEWIS COUNTY—Table No. 8**  
**WESTON IND. DISTRICT, FREEMANS CREEK DISTRICT—(Outside of**  
**Weston Municipality)**

CLASS OF PROPERTY	1920	1921	1920	1921
	Assessed Value	Assessed Value	Taxes Levied	Taxes Levied
Real Estate.....	\$ 472,090	\$ 679,810	\$ 9,772	\$ 11,761
Personal Property.....	123,520	163,520	2,557	2,829
Public Utility Property.....	252,622	252,648	5,229	4,371
<b>Total.....</b>	<b>\$ 848,232</b>	<b>\$ 1,095,978</b>	<b>\$ 17,558</b>	<b>\$ 18,961</b>
PURPOSES	1920	1921	1920	1921
	Levy on each \$100	Levy on each \$100	Taxes Levied	Taxes Levied
State.....	.10 cents	.10 cents	\$ 848	\$ 1,096
State Virginia Debt.....	.10	.10	848	1,096
<b>Total State.....</b>	<b>.20 cents</b>	<b>.20 cents</b>	<b>\$ 1,696</b>	<b>\$ 2,192</b>
County, General.....	.10 cents	.18 cents	\$ 848	\$ 1,973
Main County Road.....	.20	.18	1,696	1,973
County Road and Bridge.....	.05		424	
District Road.....	.07	.12	595	1,315
<b>Total County and District.....</b>	<b>.42 cents</b>	<b>.48 cents</b>	<b>\$ 3,563</b>	<b>\$ 5,261</b>
High School Teachers.....	.29 cents	.33 cents	\$ 2,460	\$ 3,617
High School Maint. Bldg.....	.15	.10	1,272	1,096
Elementary Teachers.....	.50	.40	4,241	4,384
Elementary Maint. Building.....	.25	.15	2,121	1,644
New Building.....	.20	.01	1,696	110
School Bonds.....	.06	.06	509	657
<b>Total Schools.....</b>	<b>\$ 1.45</b>	<b>\$ 1.05</b>	<b>\$ 12,299</b>	<b>\$ 11,508</b>
<b>GRAND TOTAL.....</b>	<b>\$ 2.07</b>	<b>\$ 1.73</b>	<b>\$ 17,558</b>	<b>\$ 18,961</b>

Weston Ind. District complete includes Tables 8 and 12.

**LEWIS COUNTY—Table No. 9**  
**WESTON IND. DISTRICT—HACKERS CREEK DISTRICT—(Outside of**  
**Weston Municipality)**

CLASS OF PROPERTY	1920 Assessed Value	1921 Assessed Value	1920 Taxes Levied	1921 Taxes Levied
Real Estate.....	\$ 90,270	\$ 107,890	\$ 1,896	\$ 2,212
Personal Property.....	35,180	40,240	738	825
Public Utility Property.....				
<b>Total.....</b>	<b>\$ 125,450</b>	<b>\$ 148,130</b>	<b>\$ 2,634</b>	<b>\$ 3,037</b>
PURPOSES	1920 Levy on each \$100	1921 Levy on each \$100	1920 Taxes Levied	1921 Taxes Levied
State.....	.10 cents	.10 cents	\$ 125	\$ 148
State Virginia Debt.....	.10	.10	126	148
<b>Total State.....</b>	<b>.20 cents</b>	<b>.20 cents</b>	<b>\$ 251</b>	<b>\$ 296</b>
County, General.....	.10 cents	.18 cents	\$ 125	\$ 267
Main County Road.....	.20	.18	251	267
County Road and Bridge.....	.05	.....	63	.....
District Road.....	.10	.10	125	148
District Road Bonds.....	.....	.34	.....	503
<b>Total County and District.....</b>	<b>.45 cents</b>	<b>.80 cents</b>	<b>\$ 564</b>	<b>\$ 1,185</b>
High School Teachers.....	.29 cents	.33 cents	\$ 364	\$ 489
High School Maint. Bldg.....	.15	.10	188	148
Elementary Teachers.....	.50	.40	627	593
Elementary Maint. Building.....	.25	.15	314	222
New Building.....	.20	.01	251	15
School Bonds.....	.06	.06	75	89
<b>Total Schools.....</b>	<b>\$ 1.45</b>	<b>\$ 1.05</b>	<b>\$ 1,819</b>	<b>\$ 1,556</b>
<b>GRAND TOTAL.....</b>	<b>\$ 2.10</b>	<b>\$ 2.05</b>	<b>\$ 2,634</b>	<b>\$ 3,037</b>

Weston Ind. District complete includes Tables 9 and 13.

**LEWIS COUNTY—Table No. 10**  
**JANE LEW MUNICIPALITY, JANE LEW IND. DISTRICT, HACKERS**  
**CREEK DISTRICT**

CLASS OF PROPERTY	1920 Assessed Value	1921 Assessed Value	1920 Taxes Levied	1921 Taxes Levied
Real Estate.....	\$ 246,710	\$ 335,790	\$ 5,773	\$ 8,025
Personal Property.....	293,600	339,110	6,870	8,105
Public Utility Property.....	84,046	86,061	1,967	2,037
<b>Total.....</b>	<b>\$ 624,356</b>	<b>\$ 760,961</b>	<b>\$ 14,610</b>	<b>\$ 18,187</b>
PURPOSES	1920 Levy on each \$100	1921 Levy on each \$100	1920 Taxes Levied	1921 Taxes Levied
State.....	.10 cents	.10 cents	\$ 624	\$ 761
State Virginia Debt.....	.10	.10	625	761
<b>Total State.....</b>	<b>.20 cents</b>	<b>.20 cents</b>	<b>\$ 1,249</b>	<b>\$ 1,522</b>
County, General.....	.10 cents	.18 cents	\$ 624	\$ 1,370
Main County Road.....	.20	.18	1,249	1,370
County Road and Bridge.....	.05	.....	312	.....
District Road Bonds.....	.....	.34	.....	2,587
<b>Total County and District.....</b>	<b>.35 cents</b>	<b>.70 cents</b>	<b>\$ 2,185</b>	<b>\$ 5,327</b>
High School Teachers.....	.10 cents	.35 cents	\$ 624	\$ 2,663
High School Maint. Bldg.....	.10	.20	625	1,522
Elementary Teachers.....	.89	.36	5,557	2,739
Elementary Maint. Building.....	.10	.08	624	609
School Bonds.....	.10	.10	624	761
<b>Total Schools.....</b>	<b>\$ 1.29</b>	<b>\$ 1.09</b>	<b>\$ 8,054</b>	<b>\$ 8,294</b>
Municipal General.....	.35 cents	.40 cents	\$ 2,185	\$ 3,044
Municipal Bonds.....	.15	.....	937	.....
<b>Total Municipal.....</b>	<b>.50 cents</b>	<b>.40 cents</b>	<b>\$ 3,122</b>	<b>\$ 3,044</b>
<b>GRAND TOTAL.....</b>	<b>\$ 2.34</b>	<b>\$ 2.39</b>	<b>\$ 14,610</b>	<b>\$ 18,187</b>

Jane Lew Ind. District complete includes Tables 6 and 10.

**LEWIS COUNTY—Table No. 11**  
**WESTON MUNICIPALITY, WESTON IND. DISTRICT, COURT HOUSE DISTRICT**

CLASS OF PROPERTY	1920		1921	
	Assessed Value	Assessed Value	Taxes Levied	Taxes Levied
Real Estate.....	\$ 1,098,220	\$ 1,818,690	\$ 27,456	\$ 38,374
Personal Property.....	1,454,760	1,269,860	36,369	26,794
Public Utility Property.....	595,834	558,990	14,896	11,795
<b>Total.....</b>	<b>\$ 3,148,814</b>	<b>\$ 3,647,540</b>	<b>\$ 78,721</b>	<b>\$ 76,963</b>
PURPOSES	1920		1921	
	Levy on each \$100	Levy on each \$100	Taxes Levied	Taxes Levied
State.....	.10 cents	.10 cents	\$ 3,149	\$ 3,648
State Virginia Debt.....	.10	.10	3,149	3,648
<b>Total State.....</b>	<b>.20 cents</b>	<b>.20 cents</b>	<b>\$ 6,298</b>	<b>\$ 7,296</b>
County, General.....	.10 cents	.18 cents	\$ 3,149	\$ 6,566
Main County Road.....	.20	.18	6,298	6,565
County Road and Bridge.....	.05		1,574	
<b>Total County and District.....</b>	<b>.35 cents</b>	<b>.36 cents</b>	<b>\$ 11,021</b>	<b>\$ 13,131</b>
High School Teachers.....	.29 cents	.33 cents	\$ 9,132	\$ 12,037
High School Maint. Bldg.....	.15	.10	4,723	3,648
Elementary Teachers.....	.50	.40	15,744	14,590
Elementary Maint. Building.....	.25	.15	7,872	5,471
New Building.....	.20	.01	6,298	365
School Bonds.....	.06	.06	1,889	2,188
<b>Total Schools.....</b>	<b>\$ 1.45</b>	<b>\$ 1.05</b>	<b>\$ 45,658</b>	<b>\$ 38,299</b>
Municipal General.....	.50 cents	.50 cents	\$ 15,744	\$ 18,237
<b>Total Municipal.....</b>	<b>.50 cents</b>	<b>.50 cents</b>	<b>\$ 15,744</b>	<b>\$ 18,237</b>
<b>GRAND TOTAL.....</b>	<b>\$ 2.50</b>	<b>\$ 2.11</b>	<b>\$ 78,721</b>	<b>\$ 76,963</b>

Weston Municipality complete includes Tables 11, 12 and 13.

Weston Ind. District complete includes Tables 7, 8, 9, 11, 12 and 13.

**LEWIS COUNTY—Table No. 12**  
**WESTON MUNICIPALITY, WESTON IND. DISTRICT, FREEMANS CREEK DISTRICT**

CLASS OF PROPERTY	1920		1921	
	Assessed Value	Assessed Value	Taxes Levied	Taxes Levied
Real Estate.....	\$ 800,280	\$ 1,200,110	\$ 20,007	\$ 25,322
Personal Property.....	433,490	746,630	10,837	15,754
Public Utility Property.....				
<b>Total.....</b>	<b>\$ 1,233,770</b>	<b>\$ 1,946,740</b>	<b>\$ 30,844</b>	<b>\$ 41,076</b>
PURPOSES	1920		1921	
	Levy on each \$100	Levy on each \$100	Taxes Levied	Taxes Levied
State.....	.10 cents	.10 cents	\$ 1,233	\$ 1,947
State Virginia Debt.....	.10	.10	1,234	1,947
<b>Total State.....</b>	<b>.20 cents</b>	<b>.20 cents</b>	<b>\$ 2,467</b>	<b>\$ 3,894</b>
County, General.....	.10 cents	.18 cents	\$ 1,234	\$ 3,504
Main County Road.....	.20 cents	.18 cents	2,467	3,504
County Road and Bridge.....	.05		617	
<b>Total County and District.....</b>	<b>.35 cents</b>	<b>.36 cents</b>	<b>\$ 4,318</b>	<b>\$ 7,008</b>
High School Teachers.....	.29 cents	.33 cents	\$ 3,578	\$ 6,424
High School Maint. Bldg.....	.15	.10	1,851	1,947
Elementary Teachers.....	.50	.40	6,169	7,787
Elementary Maint. Building.....	.25	.15	3,084	2,920
New Building.....	.20	.01	2,468	195
School Bonds.....	.06	.06	740	1,168
<b>Total Schools.....</b>	<b>\$ 1.45</b>	<b>\$ 1.05</b>	<b>\$ 17,890</b>	<b>\$ 20,441</b>
Municipal General.....	.50 cents	.50 cents	\$ 6,169	\$ 9,733
<b>Total Municipal.....</b>	<b>.50 cents</b>	<b>.50 cents</b>	<b>\$ 6,169</b>	<b>\$ 9,733</b>
<b>GRAND TOTAL.....</b>	<b>\$ 2.50</b>	<b>\$ 2.11</b>	<b>\$ 30,844</b>	<b>\$ 41,076</b>

Weston Ind. District complete includes Tables 7, 8, 9, 11, 12 and 13.

Weston Municipality complete includes Tables 11, 12 and 13.

**LEWIS COUNTY—Table No. 13**  
**WESTON MUNICIPALITY, WESTON IND. DISTRICT, HACKERS**  
**CREEK DISTRICT**

CLASS OF PROPERTY	1920 Assessed Value	1921 Assessed Value	1920 Taxes Levied	1921 Taxes Levied
Real Estate .....	\$ 1,110,540	\$ 1,687,120	\$ 27,764	\$ 41,335
Personal Property .....	686,950	763,800	17,173	18,713
Public Utility Property .....				
<b>Total .....</b>	<b>\$ 1,797,490</b>	<b>\$ 2,450,920</b>	<b>\$ 44,937</b>	<b>\$ 60,048</b>
PURPOSES	1920 Levy on each \$100	1921 Levy on each \$100	1920 Taxes Levied	1921 Taxes Levied
State .....	.10 cents	.10 cents	\$ 1,797	\$ 2,451
State Virginia Debt .....	.10	.10	1,798	2,451
<b>Total State .....</b>	<b>.20 cents</b>	<b>.20 cents</b>	<b>\$ 3,595</b>	<b>\$ 4,902</b>
County, General .....	.10 cents	.18 cents	\$ 1,797	\$ 4,411
Main County Road .....	.20	.18	3,595	4,412
County Road and Bridge .....	.05		899	
District Road Bonds .....		.34		8,333
<b>Total County and District .....</b>	<b>.35 cents</b>	<b>.70 cents</b>	<b>\$ 6,291</b>	<b>\$ 17,156</b>
High School Teachers .....	.29 cents	.33 cents	\$ 5,213	\$ 8,088
High School Maint. Bldg. ....	.15	.10	2,696	2,451
Elementary Teachers .....	.50	.40	8,988	9,804
Elementary Maint. Building .....	.25	.15	4,494	3,676
New Building .....	.20	.01	3,595	245
School Bonds .....	.06	.06	1,078	1,471
<b>Total Schools .....</b>	<b>\$ 1.45</b>	<b>\$ 1.05</b>	<b>\$ 26,064</b>	<b>\$ 25,735</b>
Municipal General .....	.50 cents	.50 cents	\$ 8,987	\$ 12,255
<b>Total Municipal .....</b>	<b>.50 cents</b>	<b>.50 cents</b>	<b>\$ 8,987</b>	<b>\$ 12,255</b>
<b>GRAND TOTAL .....</b>	<b>\$ 2.50</b>	<b>\$ 2.45</b>	<b>\$ 44,937</b>	<b>\$ 60,048</b>

Weston Ind. District complete includes Tables 7, 8, 9, 11, 12 and 13  
 Weston Municipality complete includes Tables 11, 12 and 13.

**RECAPITULATION OF LEWIS COUNTY  
ASSESSED VALUE**

Class of Property	1920			1921		
	District	Municipalities	Total	District	Municipalities	Total
Real Estate.....	\$ 10,524,470	\$ 2,255,750	\$ 13,780,220	\$ 13,257,290	\$ 5,041,710	\$ 18,299,000
Personal Property.....	5,655,310	2,868,800	8,524,110	5,811,770	3,119,400	8,931,170
Public Utility Property.....	13,282,457	679,880	13,962,337	12,966,529	645,061	13,611,590
<b>Total.....</b>	<b>\$ 29,472,737</b>	<b>\$ 6,804,430</b>	<b>\$ 36,277,167</b>	<b>\$ 32,055,589</b>	<b>\$ 8,806,181</b>	<b>\$ 40,861,750</b>

**TAXES LEVIED**

Purposes	1920			1921		
	Districts	Municipalities	Total	Districts	Municipalities	Total
State.....	\$ 29,472	\$ 6,803	\$ 36,275	\$ 32,056	\$ 8,807	\$ 40,863
State Virginia Debt.....	29,473	6,806	36,279	32,056	8,807	40,863
<b>Total State.....</b>	<b>\$ 58,945</b>	<b>\$ 13,609</b>	<b>\$ 72,554</b>	<b>\$ 64,112</b>	<b>\$ 17,614</b>	<b>\$ 81,726</b>
County, General.....	\$ 29,474	\$ 6,804	\$ 36,278	\$ 57,700	\$ 15,851	\$ 73,551
Main County Road.....	58,942	13,609	72,551	57,700	15,851	73,551
County Road and Bridge..	14,736	3,402	18,138	.....	.....	.....
District Road.....	24,950	.....	24,950	40,445	.....	40,445
District Road Bonds.....	.....	.....	.....	21,273	10,920	32,193
<b>Total County and District.....</b>	<b>\$ 128,102</b>	<b>\$ 23,815</b>	<b>\$ 151,917</b>	<b>\$ 177,118</b>	<b>\$ 42,622</b>	<b>\$ 219,740</b>
High School Teachers.....	\$ 3,879	\$ 18,547	\$ 22,426	\$ 12,313	\$ 29,212	\$ 41,525
High School Maint. Bldg..	2,183	9,895	12,078	6,703	9,568	16,271
Elementary Teachers.....	95,777	36,458	132,235	100,525	34,920	135,445
Elementary Maint. Bldg..	26,163	16,074	42,237	24,837	12,676	37,513
New Building.....	13,080	12,361	25,441	15,163	805	15,968
School Bonds.....	7,200	4,331	11,531	8,022	5,588	13,610
<b>Total Schools.....</b>	<b>\$ 148,282</b>	<b>\$ 97,666</b>	<b>\$ 245,948</b>	<b>\$ 167,563</b>	<b>\$ 92,769</b>	<b>\$ 260,332</b>
Municipal General.....	.....	\$ 33,085	\$ 33,085	.....	\$ 43,269	\$ 43,269
Municipal Bonds.....	.....	937	937	.....	.....	.....
<b>Total Municipal.....</b>	<b>.....</b>	<b>\$ 34,022</b>	<b>\$ 34,022</b>	<b>.....</b>	<b>\$ 43,269</b>	<b>\$ 43,269</b>
<b>GRAND TOTAL.....</b>	<b>\$ 335,329</b>	<b>\$ 169,112</b>	<b>\$ 504,441</b>	<b>\$ 408,793</b>	<b>\$ 196,274</b>	<b>\$ 605,067</b>
Total Average Rate of Levy on Each \$100.	\$ 1.135	\$ 2.485	\$ 1.391	\$ 1.275	\$ 2.229	\$ 1.481
For All Purposes						
On Real Estate.....	\$ 126,441	\$ 81,000	\$ 207,441	\$ 177,220	\$ 113,056	\$ 290,276
On Personal Property.....	65,725	71,249	136,974	74,888	69,366	144,254
On Public Utility Property	143,163	16,863	160,026	156,685	13,852	170,537
<b>Total.....</b>	<b>\$ 335,329</b>	<b>\$ 169,112</b>	<b>\$ 504,441</b>	<b>\$ 408,793</b>	<b>\$ 196,274</b>	<b>\$ 605,067</b>



**LINCOLN COUNTY—Table No. 1**  
**CARROLL DISTRICT—(Outside of Hamlin Municipality)**

CLASS OF PROPERTY	1920	1921	1920	1921
	Assessed Value	Assessed Value	Taxes Levied	Taxes Levied
Real Estate.....	\$ 964,400	\$ 894,600	\$ 20,542	\$ 20,130
Personal Property.....	756,811	583,760	16,120	13,135
Public Utility Property.....	1,036,120	1,135,845	22,069	25,556
Total.....	\$ 2,757,331	\$ 2,614,295	\$ 58,731	\$ 58,821
PURPOSES	1920	1921	1920	1921
	Levy on each \$100	Levy on each \$100	Taxes Levied	Taxes Levied
State.....	.10 cents	.10 cents	\$ 2,757	\$ 2,614
State Virginia Debt.....	.10	.10	2,758	2,614
Total State.....	.20 cents	.20 cents	\$ 5,515	\$ 5,228
County, General.....	.20 cents	.25 cents	\$ 5,515	\$ 6,536
Main County Road.....	.25	.25	6,893	6,535
County Road and Bridge.....	.10		2,757	
District Road.....	.15	.15	4,136	3,922
County Road Bonds.....	.33	.25	9,099	6,536
Total County and District.....	\$ 1.03	.90 cents	\$ 28,400	\$ 23,529
High School Teachers.....	.07 cents	.15 cents	\$ 1,930	\$ 3,921
High School Maint. Bldg.....	.13	.05	3,585	1,307
Elementary Teachers.....	.40	.40	11,029	10,357
Elementary Maint. Building.....	.10	.15	2,757	3,922
New Building.....		.20		5,229
School Bonds.....	.20	.20	5,515	5,228
Total Schools.....	.90 cents	\$ 1.15	\$ 24,816	\$ 30,064
GRAND TOTAL.....	\$ 2.13	\$ 2.25	\$ 58,731	\$ 58,821

Carroll District complete includes Tables 1 and 9.

**LINCOLN COUNTY—Table No. 2**  
**DUVAL DISTRICT**

CLASS OF PROPERTY	1920	1921	1920	1921
	Assessed Value	Assessed Value	Taxes Levied	Taxes Levied
Real Estate.....	\$ 1,140,334	\$ 1,490,675	\$ 22,122	\$ 29,515
Personal Property.....	3,632,837	3,139,405	70,477	62,160
Public Utility Property.....	523,904	674,934	10,164	13,364
Total.....	\$ 5,297,075	\$ 5,305,014	\$ 102,763	\$ 105,039
PURPOSES	1920	1921	1920	1921
	Levy on each \$100	Levy on each \$100	Taxes Levied	Taxes Levied
State.....	.10 cents	.10 cents	\$ 5,297	\$ 5,305
State Virginia Debt.....	.10	.10	5,297	5,305
Total State.....	.20 cents	.20 cents	\$ 10,594	\$ 10,610
County, General.....	.20 cents	.25 cents	\$ 10,594	\$ 13,263
Main County Road.....	.25	.25	13,243	13,262
County Road and Bridge.....	.10		5,297	
District Road.....	.15	.15	7,946	7,957
County Road Bonds.....	.33	.25	17,480	13,263
Total County and District.....	\$ 1.03	.90 cents	\$ 54,560	\$ 47,745
High School Teachers.....	.10 cents	.19 cents	\$ 5,297	\$ 10,080
High School Maint. Bldg.....	.04	.10	2,119	5,305
Elementary Teachers.....	.40	.40	21,188	21,220
Elementary Maint. Bldg.....	.06	.08	3,178	4,244
New Building.....	.11	.11	5,827	5,835
Total Schools.....	.71 cents	.88 cents	\$ 37,609	\$ 46,684
GRAND TOTAL.....	\$ 1.94	\$ 1.98	\$ 102,763	\$ 105,039

**LINCOLN COUNTY—Table No. 3**  
**HARTS CREEK DISTRICT**

CLASS OF PROPERTY	1920 Assessed Value	1921 Assessed Value	1920 Taxes Levied	1921 Taxes Levied
Real Estate.....	\$ 887,099	\$ 955,615	\$ 17,121	\$ 19,112
Personal Property.....	185,825	174,555	3,586	3,491
Public Utility Property.....	281,001	282,225	5,424	5,644
<b>Total.....</b>	<b>\$ 1,353,925</b>	<b>\$ 1,412,365</b>	<b>\$ 26,131</b>	<b>\$ 28,247</b>
PURPOSES	1920 Levy on each \$100	1921 Levy on each \$100	1920 Taxes Levied	1921 Taxes Levied
State.....	.10 cents	.10 cents	\$ 1,354	\$ 1,412
State Virginia Debt.....	.10	.10	1,354	1,412
<b>Total State.....</b>	<b>.20 cents</b>	<b>.20 cents</b>	<b>\$ 2,708</b>	<b>\$ 2,824</b>
County, General.....	.20 cents	.25 cents	\$ 2,708	\$ 3,531
Main County Road.....	.25	.25	3,385	3,531
County Road and Bridge.....	.10		1,354	
District Road.....	.15	.15	2,031	2,118
County Road Bonds.....	.33	.25	4,468	3,531
<b>Total County and District.....</b>	<b>\$ 1.03</b>	<b>.90 cents</b>	<b>\$ 13,946</b>	<b>\$ 12,711</b>
Elementary Teachers.....	.40 cents	.40 cents	\$ 5,415	\$ 5,650
Elementary Maint. Building.....	.10	.15	1,354	2,119
New Building.....	.20	.35	2,708	4,943
<b>Total Schools.....</b>	<b>.70 cents</b>	<b>.90 cents</b>	<b>\$ 9,477</b>	<b>\$ 12,712</b>
<b>GRAND TOTAL.....</b>	<b>\$ 1.93</b>	<b>\$ 2.00</b>	<b>\$ 26,131</b>	<b>\$ 28,247</b>

**LINCOLN COUNTY—Table No. 4**  
**JEFFERSON DISTRICT**

CLASS OF PROPERTY	1920 Assessed Value	1921 Assessed Value	1920 Taxes Levied	1921 Taxes Levied
Real Estate.....	\$ 458,428	\$ 463,800	\$ 8,848	\$ 8,349
Personal Property.....	125,523	113,775	2,423	2,048
Public Utility Property.....	292,322	186,245	5,641	3,352
<b>Total.....</b>	<b>\$ 876,273</b>	<b>\$ 763,840</b>	<b>\$ 16,912</b>	<b>\$ 13,749</b>
PURPOSES	1920 Levy on each \$100	1921 Levy on each \$100	1920 Taxes Levied	1921 Taxes Levied
State.....	.10 cents	.10 cents	\$ 876	\$ 764
State Virginia Debt.....	.10	.10	876	764
<b>Total State.....</b>	<b>.20 cents</b>	<b>.20 cents</b>	<b>\$ 1,752</b>	<b>\$ 1,528</b>
County, General.....	.20 cents	.25 cents	\$ 1,753	\$ 1,910
Main County Road.....	.25	.25	2,191	1,909
County Road and Bridge.....	.10		876	
District Road.....	.15	.15	1,314	1,146
County Road Bonds.....	.33	.25	2,892	1,909
<b>Total County and District.....</b>	<b>\$ 1.03</b>	<b>.90 cents</b>	<b>\$ 9,026</b>	<b>\$ 6,874</b>
Elementary Teachers.....	.40 cents	.40 cents	\$ 3,505	\$ 3,055
Elementary Maint. Building.....	.10	.10	876	764
New Building.....	.20	.20	1,753	1,528
<b>Total Schools.....</b>	<b>.70 cents</b>	<b>.70 cents</b>	<b>\$ 6,134</b>	<b>\$ 5,347</b>
<b>GRAND TOTAL.....</b>	<b>\$ 1.93</b>	<b>\$ 1.80</b>	<b>\$ 16,912</b>	<b>\$ 13,749</b>

LINCOLN COUNTY—Table No. 5  
LAUREL HILL DISTRICT

CLASS OF PROPERTY	1920		1921	
	Assessed Value	Assessed Value	Taxes Levied	Taxes Levied
Real Estate .....	\$ 707,223	\$ 656,010	\$ 12,851	\$ 12,136
Personal Property .....	170,361	192,620	3,118	3,563
Public Utility Property .....	1,086,810	1,119,667	19,888	20,714
<b>Total .....</b>	<b>\$ 1,959,394</b>	<b>\$ 1,968,297</b>	<b>\$ 35,857</b>	<b>\$ 36,413</b>
PURPOSES	1920		1921	
	Levy on each \$100	Levy on each \$100	Taxes Levied	Taxes Levied
State .....	.10 cents	.10 cents	\$ 1,959	\$ 1,968
State Virginia Debt .....	.10	.10	1,960	1,968
<b>Total State .....</b>	<b>.20 cents</b>	<b>.20 cents</b>	<b>\$ 3,919</b>	<b>\$ 3,936</b>
County, General .....	.20 cents	.25 cents	\$ 3,919	\$ 4,921
Main County Road .....	.25	.25	4,898	4,921
County Road and Bridge .....	.10	.....	1,960	.....
District Road .....	.15	.15	2,939	2,952
County Road Bonds .....	.33	.25	6,466	4,921
<b>Total County and District .....</b>	<b>\$ 1.03</b>	<b>.90 cents</b>	<b>\$ 20,182</b>	<b>\$ 17,715</b>
Elementary Teachers .....	.40 cents	.40 cents	\$ 7,838	\$ 7,873
Elementary Maint. Building .....	.10	.15	1,959	2,952
New Building .....	.10	.20	1,959	3,937
<b>Total Schools .....</b>	<b>.60 cents</b>	<b>.75 cents</b>	<b>\$ 11,756</b>	<b>\$ 14,762</b>
<b>GRAND TOTAL .....</b>	<b>\$ 1.83</b>	<b>\$ 1.85</b>	<b>\$ 35,857</b>	<b>\$ 36,413</b>

LINCOLN COUNTY—Table No. 6  
SHERIDAN DISTRICT

CLASS OF PROPERTY	1920		1921	
	Assessed Value	Assessed Value	Taxes Levied	Taxes Levied
Real Estate .....	\$ 861,005	\$ 918,295	\$ 14,895	\$ 17,907
Personal Property .....	352,519	368,530	6,099	7,186
Public Utility Property .....	2,727,494	3,363,059	47,186	65,580
<b>Total .....</b>	<b>\$ 3,941,018</b>	<b>\$ 4,649,884</b>	<b>\$ 68,180</b>	<b>\$ 90,673</b>
PURPOSES	1920		1921	
	Levy on each \$100	Levy on each \$100	Taxes Levied	Taxes Levied
State .....	.10 cents	.10 cents	\$ 3,941	\$ 4,650
State Virginia Debt .....	.10	.10	3,941	4,650
<b>Total State .....</b>	<b>.20 cents</b>	<b>.20 cents</b>	<b>\$ 7,882</b>	<b>\$ 9,300</b>
County, General .....	.20 cents	.25 cents	\$ 7,882	\$ 11,625
Main County Road .....	.25	.25	9,853	11,625
County Road and Bridge .....	.10	.....	3,941	.....
District Road .....	.15	.25	5,917	11,624
County Road Bonds .....	.33	.25	13,005	11,625
<b>Total County and District .....</b>	<b>\$ 1.03</b>	<b>\$ 1.00</b>	<b>\$ 40,593</b>	<b>\$ 46,499</b>
Elementary Teachers .....	.40 cents	.40 cents	\$ 15,764	\$ 18,599
Elementary Maint. Building .....	.10	.15	3,941	6,975
New Building .....	.....	.20	.....	9,300
<b>Total Schools .....</b>	<b>.50 cents</b>	<b>.75 cents</b>	<b>\$ 19,705</b>	<b>\$ 34,874</b>
<b>GRAND TOTAL .....</b>	<b>\$ 1.73</b>	<b>\$ 1.95</b>	<b>\$ 68,180</b>	<b>\$ 90,673</b>

## LINCOLN COUNTY—Table No. 7

## UNION DISTRICT

CLASS OF PROPERTY	1920 Assessed Value	1921 Assessed Value	1920 Taxes Levied	1921 Taxes Levied
Real Estate .....	\$ 361,110	\$ 393,945	\$ 6,247	\$ 6,894
Personal Property .....	248,192	235,545	4,294	4,122
Public Utility Property .....	273,467	167,640	4,731	2,934
<b>Total .....</b>	<b>\$ 882,769</b>	<b>\$ 797,130</b>	<b>\$ 15,272</b>	<b>\$ 13,950</b>
PURPOSES	1920 Levy on each \$100	1921 Levy on each \$100	1920 Taxes Levied	1921 Taxes Levied
State .....	10 cents	10 cents	\$ 882	\$ 797
State Virginia Debt .....	10	10	883	797
<b>Total State .....</b>	<b>20 cents</b>	<b>20 cents</b>	<b>\$ 1,765</b>	<b>\$ 1,594</b>
County, General .....	20 cents	25 cents	\$ 1,766	\$ 1,993
Main County Road .....	25	25	2,207	1,992
County Road and Bridge .....	10	.....	883	.....
District Road .....	15	15	1,324	1,196
County Road Bonds .....	33	25	2,913	1,993
<b>Total County and District .....</b>	<b>\$ 1.03</b>	<b>90 cents</b>	<b>\$ 9,093</b>	<b>\$ 7,174</b>
Elementary Teachers .....	40 cents	40 cents	\$ 3,531	\$ 3,189
Elementary Maintenance Building .....	10	10	883	797
New Building .....	.....	15	.....	1,196
<b>Total Schools .....</b>	<b>50 cents</b>	<b>65 cents</b>	<b>\$ 4,414</b>	<b>\$ 5,182</b>
<b>GRAND TOTAL .....</b>	<b>\$ 1.73</b>	<b>\$ 1.75</b>	<b>\$ 15,272</b>	<b>\$ 13,950</b>

## LINCOLN COUNTY—Table No. 8

## WASHINGTON DISTRICT

CLASS OF PROPERTY	1920 Assessed Value	1921 Assessed Value	1920 Taxes Levied	1921 Taxes Levied
Real Estate .....	\$ 493,312	\$ 508,355	\$ 8,288	\$ 9,913
Personal Property .....	683,572	539,335	11,484	10,517
Public Utility Property .....	240,428	243,135	4,039	4,741
<b>Total .....</b>	<b>\$ 1,417,312</b>	<b>\$ 1,290,825</b>	<b>\$ 23,811</b>	<b>\$ 25,171</b>
PURPOSES	1920 Levy on each \$100	1921 Levy on each \$100	1920 Taxes Levied	1921 Taxes Levied
State .....	10 cents	10 cents	\$ 1,417	\$ 1,291
State Virginia Debt .....	10	10	1,418	1,291
<b>Total State .....</b>	<b>20 cents</b>	<b>20 cents</b>	<b>\$ 2,835</b>	<b>\$ 2,582</b>
County, General .....	20 cents	25 cents	\$ 2,835	\$ 3,227
Main County Road .....	25	25	3,543	3,227
County Road and Bridge .....	10	.....	1,417	.....
District Road .....	15	25	2,126	3,227
County Road Bonds .....	33	25	4,677	3,227
<b>Total County and District .....</b>	<b>\$ 1.03</b>	<b>\$ 1.00</b>	<b>\$ 14,598</b>	<b>\$ 12,908</b>
Elementary Teachers .....	40 cents	40 cents	\$ 5,669	\$ 5,163
Elementary Maintenance Building .....	5	15	709	1,936
New Building .....	.....	20	.....	2,582
<b>Total Schools .....</b>	<b>45 cents</b>	<b>75 cents</b>	<b>\$ 6,378</b>	<b>\$ 9,681</b>
<b>GRAND TOTAL .....</b>	<b>\$ 1.68</b>	<b>\$ 1.95</b>	<b>\$ 23,811</b>	<b>\$ 25,171</b>

**LINCOLN COUNTY—Table No. 9**  
**HAMLIN MUNICIPALITY, CARROLL DISTRICT**

CLASS OF PROPERTY	1920 Assessed Value	1921 Assessed Value	1920 Taxes Levied	1921 Taxes Levied
Real Estate.....	\$ 163,845	\$ 277,740	\$ 3,490	\$ 6,388
Personal Property.....	291,497	302,000	6,209	6,946
Public Utility Property.....	1,361	5,519	29	127
Total.....	\$ 456,703	\$ 585,259	\$ 9,728	\$ 13,461
PURPOSES	1920 Levy on each \$100	1921 Levy on each \$100	1920 Taxes Levied	1921 Taxes Levied
State.....	10 cents	10 cents	\$ 456	\$ 585
State Virginia Debt.....	10	10	457	585
Total State.....	20 cents	20 cents	\$ 913	\$ 1,170
County, General.....	20 cents	25 cents	\$ 913	\$ 1,463
Main County Road.....	25	25	1,142	1,463
County Road and Bridge.....	10		457	
County Road Bonds.....	33	25	1,507	1,463
Total County and District.....	88 cents	75 cents	\$ 4,019	\$ 4,389
High School Teachers.....	7 cents	15 cents	\$ 320	\$ 878
High School Maintenance Building.....	13	5	594	293
Elementary Teachers.....	40	40	1,827	2,341
Elementary Maintenance Building.....	10	15	457	878
New Building.....		20		1,170
School Bonds.....	20	20	913	1,171
Total Schools.....	90 cents	\$ 1.15	\$ 4,111	\$ 6,731
Municipal General.....	15 cents	20 cents	\$ 685	\$ 1,171
Total Municipal.....	15 cents	20 cents	\$ 685	\$ 1,171
GRAND TOTAL.....	\$ 2.13	\$ 2.30	\$ 9,728	\$ 13,461

**RECAPITULATION OF LINCOLN COUNTY  
ASSESSED VLAUE**

Class of Property	1920			1921		
	Districts	Municipalities	Total	Districts	Municipalities	Total
Real Estate.....	\$ 5,867,911	\$ 163,845	\$ 6,031,756	\$ 6,281,405	\$ 277,740	\$ 6,559,145
Personal Property.....	6,155,640	291,497	6,447,137	5,347,495	302,000	5,649,495
Public Utility Property.....	6,461,546	1,361	6,462,907	7,172,750	5,519	7,178,269
<b>Total.....</b>	<b>\$ 18,485,097</b>	<b>\$ 456,703</b>	<b>\$ 18,941,800</b>	<b>\$ 18,801,650</b>	<b>\$ 585,259</b>	<b>\$ 19,386,909</b>

**TAXES LEVIED**

Purposes	1920			1921		
	Districts	Municipalities	Total	Districts	Municipalities	Total
State.....	\$ 18,483	\$ 456	\$ 18,939	\$ 18,801	\$ 585	\$ 19,386
State Virginia Debt.....	18,487	457	18,944	18,801	585	19,386
<b>Total State.....</b>	<b>\$ 36,970</b>	<b>\$ 913</b>	<b>\$ 37,883</b>	<b>\$ 37,602</b>	<b>\$ 1,170</b>	<b>\$ 38,772</b>
County, General.....	\$ 36,972	\$ 913	\$ 37,885	\$ 47,006	\$ 1,463	\$ 48,469
Main County Road.....	46,213	1,142	47,355	47,002	1,463	48,465
County Road and Bridge..	18,485	457	18,942			
District Road.....	27,728		27,728	34,142		34,142
County Road Bonds.....	61,000	1,507	62,507	47,005	1,463	48,468
<b>Total County and District.....</b>	<b>\$ 190,398</b>	<b>\$ 4,019</b>	<b>\$ 194,417</b>	<b>\$ 175,155</b>	<b>\$ 4,389</b>	<b>\$ 179,544</b>
High School Teachers....	\$ 7,227	\$ 320	\$ 7,547	\$ 14,001	\$ 878	\$ 14,879
High School Maint. Bldg..	5,704	594	6,298	6,612	293	6,905
Elementary Teachers.....	73,939	1,827	75,766	75,206	2,341	77,547
Elementary Maint. Bldg..	15,657	457	16,114	23,709	878	24,587
New Building.....	12,247		12,247	34,550	1,170	35,720
School Bonds.....	5,515	913	6,428	5,228	1,171	6,399
<b>Total Schools.....</b>	<b>\$ 120,289</b>	<b>\$ 4,111</b>	<b>\$ 124,400</b>	<b>\$ 159,306</b>	<b>\$ 6,731</b>	<b>\$ 166,037</b>
Municipal General.....	\$.....	\$ 685	\$ 685	\$.....	\$ 1,171	\$ 1,171
<b>Total Municipal.....</b>	<b>\$.....</b>	<b>\$ 685</b>	<b>\$ 685</b>	<b>\$.....</b>	<b>\$ 1,171</b>	<b>\$ 1,171</b>
<b>GRAND TOTAL.....</b>	<b>\$ 347,657</b>	<b>\$ 9,728</b>	<b>\$ 357,385</b>	<b>\$ 372,063</b>	<b>\$ 13,461</b>	<b>\$ 385,524</b>
<b>Total Average Rate of Levy on Each \$100.....</b>	<b>\$ 1 881</b>	<b>\$ 2 13</b>	<b>\$ 1 887</b>	<b>\$ 1 979</b>	<b>\$ 2 30</b>	<b>\$ 1 989</b>
<b>For All Purposes</b>						
On Real Estate.....	\$ 110,914	\$ 3,490	\$ 114,404	\$ 123,956	\$ 6,388	\$ 130,344
On Personal Property.....	117,601	6,209	123,810	106,222	6,946	113,168
On Public Utility Property	119,142	29	119,171	141,885	127	142,012
<b>Total.....</b>	<b>\$ 347,657</b>	<b>\$ 9,728</b>	<b>\$ 357,385</b>	<b>\$ 372,063</b>	<b>\$ 13,461</b>	<b>\$ 385,524</b>

LOGAN COUNTY—Table No. 1  
CHAPMANVILLE DISTRICT

CLASS OF PROPERTY	1920 Assessed Value	1921 Assessed Value	1920 Taxes Levied	1921 Taxes Levied
Real Estate .....	\$ 1,210,853	\$ 1,353,484	\$ 27,486	\$ 32,484
Personal Property .....	527,114	570,526	11,966	13,693
Public Utility Property .....	378,145	385,072	8,584	9,241
<b>Total .....</b>	<b>\$ 2,116,112</b>	<b>\$ 2,309,082</b>	<b>\$ 48,036</b>	<b>\$ 55,418</b>
PURPOSES	1920 Levy on each \$100	1921 Levy on each \$100	1920 Taxes Levied	1921 Taxes Levied
State .....	10 cents	10 cents	\$ 2,116	\$ 2,309
State Virginia Debt .....	10	10	2,116	2,309
<b>Total State .....</b>	<b>20 cents</b>	<b>20 cents</b>	<b>\$ 4,232</b>	<b>\$ 4,618</b>
County, General .....	30 cents	30 cents	\$ 6,349	\$ 6,927
Main County Road .....	20	25	4,232	5,773
County Road and Bridge .....	5	.....	1,058	.....
District Road .....	15	15	3,174	3,464
County Road Bonds .....	19	25	4,021	5,772
Other County Bonds .....	5	.....	1,058	.....
Court House and Jail .....	20	10	4,232	2,309
Additional Court House .....	.....	12	.....	2,771
County Health Officer .....	3	3	635	693
<b>Total County and District .....</b>	<b>\$ 1.17</b>	<b>\$ 1.20</b>	<b>\$ 24,759</b>	<b>\$ 27,709</b>
High School Teachers .....	..... cents	8 cents	.....	\$ 1,847
High School Maintenance Building .....	.....	2	.....	462
Elementary Teachers .....	40	40	8,464	9,236
Elementary Maintenance Building .....	10	15	2,116	3,464
New Building .....	40	35	8,465	8,082
<b>Total Schools .....</b>	<b>90 cents</b>	<b>\$ 1.00</b>	<b>\$ 19,045</b>	<b>\$ 23,091</b>
<b>GRAND TOTAL .....</b>	<b>\$ 2.27</b>	<b>\$ 2.40</b>	<b>\$ 48,036</b>	<b>\$ 55,418</b>

LOGAN COUNTY—Table No. 2  
LOGAN DISTRICT—(Outside of Municipalities of Logan and Yolyn)

CLASS OF PROPERTY	1920 Assessed Value	1921 Assessed Value	1920 Taxes Levied	1921 Taxes Levied
Real Estate .....	\$ 8,555,042	\$ 8,628,668	\$ 266,917	\$ 279,569
Personal Property .....	4,041,972	4,077,565	12,610	132,113
Public Utility Property .....	2,827,618	3,138,474	88,221	101,687
<b>Total .....</b>	<b>\$ 15,424,632</b>	<b>\$ 15,844,707</b>	<b>\$ 481,248</b>	<b>\$ 513,369</b>
PURPOSES	1920 Levy on each \$100	1921 Levy on each \$100	1920 Taxes Levied	1921 Taxes Levied
State .....	10 cents	10 cents	\$ 15,424	\$ 15,845
State Virginia Debt .....	10	10	15,425	15,845
<b>Total State .....</b>	<b>20 cents</b>	<b>20 cents</b>	<b>\$ 30,849</b>	<b>\$ 31,690</b>
County, General .....	30 cents	30 cents	\$ 46,274	\$ 47,534
Main County Road .....	20	25	30,849	39,612
County Road and Bridge .....	5	.....	7,713	.....
District Road .....	15	15	23,137	23,767
District Road Bonds .....	15	18	23,137	28,520
County Road Bonds .....	19	25	29,307	39,612
Other County Bonds .....	5	.....	7,712	.....
Court House and Jail .....	20	10	30,849	15,845
Additional Court House .....	.....	12	.....	19,014
County Health Officer .....	3	3	4,627	4,753
<b>Total County and District .....</b>	<b>\$ 1.32</b>	<b>\$ 1.38</b>	<b>\$ 203,605</b>	<b>\$ 218,657</b>
High School Teachers .....	8 cents	11 cents	\$ 12,340	\$ 17,429
High School Maintenance Building .....	3	4	4,627	6,338
Elementary Teachers .....	90	88	138,822	139,434
Elementary Maintenance Building .....	15	15	23,137	23,767
New Building .....	40	20	61,698	31,689
School Bonds .....	4	28	6,170	44,365
<b>Total Schools .....</b>	<b>\$ 1.60</b>	<b>\$ 1.66</b>	<b>\$ 246,794</b>	<b>\$ 263,022</b>
<b>GRAND TOTAL .....</b>	<b>\$ 3.12</b>	<b>\$ 3.24</b>	<b>\$ 481,248</b>	<b>\$ 513,369</b>

Logan District complete includes Tables 2, 4 and 6.

LOGAN COUNTY—Table No. 3  
TRIADELPHIA DISTRICT—(Outside of Municipality of Man)

CLASS OF PROPERTY	1920	1921	1920	1921
	Assessed Value	Assessed Value	Taxes Levied	Taxes Levied
Real Estate.....	\$ 3,203,277	\$ 3,199,446	\$ 101,544	\$ 117,420
Personal Property.....	1,324,735	1,850,500	41,994	67,913
Public Utility Property.....	567,135	661,631	17,978	24,282
Total.....	\$ 5,095,147	\$ 5,711,577	\$ 161,516	\$ 209,615
PURPOSES	1920	1921	1920	1921
	Levy on each \$100	Levy on each \$100	Taxes Levied	Taxes Levied
State.....	10 cents	10 cents	\$ 5,095	\$ 5,712
State Virginia Det.....	10	10	5,095	5,712
Total State.....	20 cents	20 cents	\$ 10,190	\$ 11,424
County, General.....	30 cents	30 cents	\$ 15,285	\$ 17,135
Main County Road.....	20	25	10,190	14,279
County Road and Bridge.....	5		2,547	
District Road.....	15	15	7,643	8,567
County Road Bonds.....	19	25	9,681	14,279
Other County Bonds.....	5		2,548	
Court House and Jail.....	20	10	10,190	5,712
Additional Court House.....		12		6,854
County Health Officer.....	3	3	1,529	1,713
Total County and District.....	\$ 1.17	\$ 1.20	\$ 59,613	\$ 68,539
High School Teachers.....	10 cents	20 cents	\$ 5,095	\$ 11,423
High School Maintenance Building.....	6	8	3,057	4,569
Elementary Teachers.....	1.10	1.35	56,047	77,106
Elementary Maintenance Building.....	32	32	16,305	18,277
New Building.....	10	20	5,095	11,423
School Bonds.....	12	12	6,114	6,854
Total Schools.....	\$ 1.80	\$ 2.27	\$ 91,713	\$ 129,652
GRAND TOTAL.....	\$ 3.17	\$ 3.67	\$ 161,516	\$ 209,615

Triadelphia District complete includes Tables 3 and 5.

LOGAN COUNTY—Table No. 4  
LOGAN MUNICIPALITY, LOGAN DISTRICT

CLASS OF PROPERTY	1920	1921	1920	1921
	Assessed Value	Assessed Value	Taxes Levied	Taxes Levied
Real Estate.....	\$ 1,655,335	\$ 1,917,202	\$ 57,440	\$ 68,828
Personal Property.....	1,847,935	2,031,697	64,124	72,938
Public Utility Property.....	263,661	289,033	9,149	10,376
Total.....	\$ 3,766,931	\$ 4,237,932	\$ 130,713	\$ 152,142
PURPOSES	1920	1921	1920	1921
	Levy on each \$100	Levy on each \$100	Taxes Levied	Taxes Levied
State.....	10 cents	10 cents	\$ 3,767	\$ 4,238
State Virginia Debt.....	10	10	3,767	4,238
Total State.....	20 cents	20 cents	\$ 7,534	\$ 8,476
County, General.....	30 cents	30 cents	\$ 11,301	\$ 12,714
Main County Road.....	20	25	7,534	10,595
County Road and Bridge.....	5		1,883	
District Road Bonds.....	15	18	5,650	7,628
County Road Bonds.....	19	25	7,157	10,595
Other County Bonds.....	5		1,884	
Court House and Jail.....	20	10	7,534	4,238
Additional Court House.....		12		5,086
County Health Officer.....	3	3	1,130	1,271
Total County and District.....	\$ 1.17	\$ 1.23	\$ 44,073	\$ 52,127
High School Teachers.....	8 cents	11 cents	\$ 3,014	\$ 4,662
High School Maintenance Building.....	3	4	1,130	1,695
Elementary Teachers.....	90	88	33,902	37,294
Elementary Maintenance Building.....	15	15	5,650	6,357
New Building.....	40	20	15,068	8,476
School Bonds.....	4	28	1,507	11,866
Total Schools.....	\$ 1.60	\$ 1.66	\$ 60,271	\$ 70,350
Municipal General.....	50 cents	50 cents	\$ 18,835	\$ 21,189
Total Municipal.....	50 cents	50 cents	\$ 18,835	\$ 21,189
GRAND TOTAL.....	\$ 3.47	\$ 3.59	\$ 130,713	\$ 152,142



**LOGAN COUNTY—Table No. 5**  
**MAN MUNICIPALITY, TRIADELPHIA DISTRICT**

CLASS OF PROPERTY	1920	1921	1920	1921
	Assessed Value	Assessed Value	Taxes Levied	Taxes Levied
Real Estate.....	\$ 56,850	\$ 73,150	\$ 1,887	\$ 2,941
Personal Property.....	65,765	91,375	2,183	3,671
Public Utility Property.....	7,278	8,556	242	344
<b>Total.....</b>	<b>\$ 129,893</b>	<b>\$ 173,031</b>	<b>\$ 4,312</b>	<b>\$ 6,956</b>
PURPOSES	1920	1921	1920	1921
	Levy on each \$100	Levy on each \$100	Taxes Levied	Taxes Levied
State.....	10 cents	10 cents	\$ 130	\$ 173
State Virginia Debt.....	10	10	130	173
<b>Total State.....</b>	<b>20 cents</b>	<b>20 cents</b>	<b>\$ 260</b>	<b>\$ 346</b>
County, General.....	30 cents	30 cents	\$ 390	\$ 519
Main County Road.....	20	25	260	433
County Road and Bridge.....	5	.....	65	.....
County Road Bonds.....	19	25	246	432
Other County Bonds.....	5	.....	65	.....
Court House and Jail.....	20	10	260	173
Additional Court House.....	.....	12	.....	208
County Health Officer.....	3	3	39	52
<b>Total County and District.....</b>	<b>\$ 1.02</b>	<b>\$ 1.05</b>	<b>\$ 1,325</b>	<b>\$ 1,817</b>
High School Teachers.....	10 cents	20 cents	\$ 130	\$ 346
High School Maintenance Building.....	6	8	78	138
Elementary Teachers.....	1.10	1.35	1,429	2,336
Elementary Maintenance Building.....	32	32	415	554
New Building.....	10	20	130	346
School Bonds.....	12	12	156	208
<b>Total Schools.....</b>	<b>\$ 1.80</b>	<b>\$ 2.27</b>	<b>\$ 2,338</b>	<b>\$ 3,928</b>
Municipal General.....	30 cents	50 cents	\$ 389	\$ 865
<b>Total Municipal.....</b>	<b>30 cents</b>	<b>50 cents</b>	<b>\$ 389</b>	<b>\$ 865</b>
<b>GRAND TOTAL.....</b>	<b>\$ 3.32</b>	<b>\$ 4.02</b>	<b>\$ 4,312</b>	<b>\$ 6,956</b>

**LOGAN COUNTY—Table No. 6**  
**YOLYN MUNICIPALITY, LOGAN DISTRICT**

CLASS OF PROPERTY	1920	1921	1920	1921
	Assessed Value	Assessed Value	Taxes Levied	Taxes Levied
Real Estate.....	\$ 63,000	\$ 63,000	\$ 1,871	\$ 1,947
Personal Property.....	72,150	111,725	2,143	3,452
Public Utility Property.....	5,461	7,656	162	236
<b>Total.....</b>	<b>\$ 140,611</b>	<b>\$ 182,381</b>	<b>\$ 4,176</b>	<b>\$ 5,635</b>
PURPOSES	1920	1921	1920	1921
	Levy on each \$100	Levy on each \$100	Taxes Levied	Taxes Levied
State.....	10 cents	10 cents	\$ 140	\$ 182
State Virginia Debt.....	10	10	141	182
<b>Total State.....</b>	<b>20 cents</b>	<b>20 cents</b>	<b>\$ 281</b>	<b>\$ 364</b>
County, General.....	30 cents	30 cents	\$ 423	\$ 547
Main County Road.....	20	25	281	456
County Road and Bridge.....	5	.....	70	.....
District Road Bonds.....	15	18	211	328
County Road Bonds.....	19	25	267	456
Other County Bonds.....	5	.....	70	.....
Court House and Jail.....	20	10	281	182
Additional Court House.....	.....	12	.....	219
County Health Officer.....	3	3	42	55
<b>Total County and District.....</b>	<b>\$ 1.17</b>	<b>\$ 1.23</b>	<b>\$ 1,645</b>	<b>\$ 2,243</b>
High School Teachers.....	8 cents	11 cents	\$ 112	\$ 201
High School Maintenance Building.....	3	4	42	73
Elementary Teachers.....	90	88	1,266	1,605
Elementary Maintenance Building.....	15	15	211	273
New Building.....	40	20	563	365
School Bonds.....	4	28	56	511
<b>Total Schools.....</b>	<b>\$ 1.60</b>	<b>\$ 1.66</b>	<b>\$ 2,250</b>	<b>\$ 3,028</b>
<b>GRAND TOTAL.....</b>	<b>\$ 2.97</b>	<b>\$ 3.09</b>	<b>\$ 4,176</b>	<b>\$ 5,635</b>

## RECAPITULATION OF LOGAN COUNTY

## ASSESSED VALUE

Class of Property	1920			1921		
	Districts	Municipalities	Total	Districts	Municipalities	Total
Real Estate .....	\$ 12,969,172	\$ 1,775,185	\$ 14,744,357	\$ 13,181,598	\$ 2,053,352	\$ 15,234,950
Personal Property .....	5,893,821	1,985,850	7,879,671	6,498,591	2,234,747	8,733,338
Public Utility Property .....	3,772,898	278,400	4,049,298	4,185,177	305,245	4,490,422
<b>Total .....</b>	<b>\$ 22,635,891</b>	<b>\$ 4,037,435</b>	<b>\$ 26,673,326</b>	<b>\$ 23,865,366</b>	<b>\$ 4,593,344</b>	<b>\$ 28,458,710</b>

## TAXES LEVIED

Purposes	1920			1921		
	Districts	Municipalities	Total	Districts	Municipalities	Total
State .....	\$ 22,635	\$ 4,037	\$ 26,672	\$ 23,866	\$ 4,593	\$ 28,459
State Virginia Debt .....	22,636	4,038	26,674	23,866	4,593	28,459
<b>Total State .....</b>	<b>\$ 45,271</b>	<b>\$ 8,075</b>	<b>\$ 53,346</b>	<b>\$ 47,732</b>	<b>\$ 9,186</b>	<b>\$ 56,918</b>
County, General .....	\$ 67,908	\$ 12,114	\$ 80,022	\$ 71,596	\$ 13,780	\$ 85,376
Main County Road .....	45,271	8,075	53,346	59,664	11,484	71,148
County Road and Bridge .....	11,318	2,018	13,336	.....	.....	.....
District Road .....	33,954	.....	33,954	35,798	.....	35,798
District Road Bonds .....	23,137	5,861	28,998	28,520	7,956	36,476
County Road Bonds .....	43,009	7,670	50,679	59,663	11,483	71,146
Other County Bonds .....	11,318	2,019	13,337	.....	.....	.....
Court House and Jail .....	45,271	8,075	53,346	23,866	4,593	28,459
Additional Court House .....	.....	.....	.....	28,639	5,513	34,152
County Health Officer .....	6,791	1,211	8,002	7,159	1,378	8,537
<b>Total County and District .....</b>	<b>\$ 287,977</b>	<b>\$ 47,043</b>	<b>\$ 335,020</b>	<b>\$ 314,905</b>	<b>\$ 56,187</b>	<b>\$ 371,092</b>
High School Teachers .....	\$ 17,435	\$ 3,256	\$ 20,691	\$ 30,699	\$ 5,209	\$ 35,908
High School Maint. Bldg. ....	7,684	1,250	8,934	11,369	1,906	13,275
Elementary Teachers .....	203,333	36,597	239,930	225,776	41,235	267,011
Elementary Maint. Bldg. ....	41,558	6,276	47,834	45,608	7,184	52,692
New Building .....	75,258	15,761	91,019	51,194	9,187	60,381
School Bonds .....	12,284	1,719	14,003	51,219	12,585	63,804
<b>Total Schools .....</b>	<b>\$ 357,552</b>	<b>\$ 64,859</b>	<b>\$ 422,411</b>	<b>\$ 41,576</b>	<b>\$ 77,306</b>	<b>\$ 493,071</b>
Municipal General .....	.....	\$ 19,224	\$ 19,224	.....	\$ 22,054	\$ 22,054
<b>Total Municipal .....</b>	<b>.....</b>	<b>\$ 19,224</b>	<b>\$ 19,224</b>	<b>.....</b>	<b>\$ 22,054</b>	<b>\$ 22,054</b>
<b>GRAND TOTAL .....</b>	<b>\$ 690,800</b>	<b>\$ 139,201</b>	<b>\$ 830,001</b>	<b>\$ 778,402</b>	<b>\$ 164,733</b>	<b>\$ 943,135</b>
Total Average Rate of Levy on Each \$100 .....	\$ 3.052	\$ 3.448	\$ 3.112	\$ 3.262	\$ 3.586	\$ 3.314
<b>For All Purposes</b>						
On Real Estate .....	\$ 395,947	\$ 61,198	\$ 457,145	\$ 429,473	\$ 73,716	\$ 503,189
On Personal Property .....	180,070	68,450	248,520	213,719	80,061	293,780
On Public Utility Property .....	114,783	9,553	124,336	135,210	10,956	146,166
<b>Total .....</b>	<b>\$ 690,800</b>	<b>\$ 139,201</b>	<b>\$ 830,001</b>	<b>\$ 778,402</b>	<b>\$ 164,733</b>	<b>\$ 943,135</b>

**MARION COUNTY—Table No. 1**  
**FAIRMONT DISTRICT—(Outside of Fairmont Ind. District)**

CLASS OF PROPERTY	1920	1921	1920	1921
	Assessed Value	Assessed Value	Taxes Levied	Taxes Levied
Real Estate.....	\$ 2,425,335	\$ 2,466,800	\$ 44,869	\$ 57,725
Personal Property.....	454,899	538,451	8,415	12,600
Public Utility Property.....	1,291,805	1,376,864	23,899	32,219
<b>Total.....</b>	<b>\$ 4,172,039</b>	<b>\$ 4,382,205</b>	<b>\$ 77,183</b>	<b>\$ 102,544</b>
PURPOSES	1920	1921	1920	1921
	Levy on each \$100	Levy on each \$100	Taxes Levied	Taxes Levied
State.....	10 cents	10 cents	\$ 4,172	\$ 4,382
State Virginia Debt.....	10	10	4,172	4,382
<b>Total State.....</b>	<b>20 cents</b>	<b>20 cents</b>	<b>\$ 8,344</b>	<b>\$ 8,764</b>
County, General.....	18 cents	20 cents	\$ 7,510	\$ 8,765
Main County Road.....	15	22	6,258	9,641
County Road and Bridge.....	10		4,172	
District Road.....	15	15	6,258	6,573
District Road Bonds.....	18	18	7,510	7,888
<b>Total County and District.....</b>	<b>76 cents</b>	<b>75 cents</b>	<b>\$ 31,708</b>	<b>\$ 32,867</b>
High School Teachers.....	16 cents	20 cents	\$ 6,675	\$ 8,765
High School Maintenance Building.....	4	5	1,669	2,191
Elementary Teachers.....	38	35	15,854	15,338
Elementary Maintenance Building.....	10	15	4,172	6,573
New Building.....	18	40	7,509	17,529
School Bonds.....	3	24	1,252	10,517
<b>Total Schools.....</b>	<b>89 cents</b>	<b>\$ 1.39</b>	<b>\$ 37,131</b>	<b>\$ 60,913</b>
<b>GRAND TOTAL.....</b>	<b>\$ 1.85</b>	<b>\$ 2.34</b>	<b>\$ 77,183</b>	<b>\$ 102,544</b>

Fairmont District complete includes Tables 1, 8 and 10.

**MARION COUNTY—Table No. 2**  
**GRANT DISTRICT—(Outside Monongah Municipality)**

CLASS OF PROPERTY	1920	1921	1920	1921
	Assessed Value	Assessed Value	Taxes Levied	Taxes Levied
Real Estate.....	\$ 1,721,125	\$ 1,745,165	\$ 34,423	\$ 36,474
Personal Property.....	549,892	670,860	10,998	14,021
Public Utility Property.....	1,022,463	1,042,792	20,449	21,794
<b>Total.....</b>	<b>\$ 3,293,480</b>	<b>\$ 3,458,817</b>	<b>\$ 65,870</b>	<b>\$ 72,289</b>
PURPOSES	1920	1921	1920	1921
	Levy on each \$100	Levy on each \$100	Taxes Levied	Taxes Levied
State.....	10 cents	10 cents	\$ 3,293	\$ 3,459
State Virginia Debt.....	10	10	3,293	3,459
<b>Total State.....</b>	<b>20 cents</b>	<b>20 cents</b>	<b>\$ 6,586</b>	<b>\$ 6,918</b>
County, General.....	18 cents	20 cents	\$ 5,929	\$ 6,918
Main County Road.....	15	22	4,940	7,609
County Road and Bridge.....	10		3,294	
District Road.....	15	15	4,940	5,188
District Road Bonds.....	32	32	10,539	11,068
<b>Total County and District.....</b>	<b>90 cents</b>	<b>89 cents</b>	<b>\$ 29,642</b>	<b>\$ 30,783</b>
High School Teachers.....	10 cents	15 cents	\$ 3,294	\$ 5,188
Elementary Teachers.....	40	40	13,174	13,835
Elementary Maintenance Building.....	10	15	3,294	5,188
New Building.....	30	30	9,880	10,377
<b>Total Schools.....</b>	<b>90 cents</b>	<b>\$ 1.00</b>	<b>\$ 29,642</b>	<b>\$ 34,588</b>
<b>GRAND TOTAL.....</b>	<b>\$ 2.00</b>	<b>\$ 2.09</b>	<b>\$ 65,870</b>	<b>\$ 72,289</b>

Grant District complete includes Tables 2 and 16.

**MARION COUNTY—Table No. 3**  
**LINCOLN DISTRICT—(Outside Farmington, Monongah and Worthington Municipalities)**

CLASS OF PROPERTY	1920	1921	1920	1921
	Assessed Value	Assessed Value	Taxes Levied	Taxes Levied
Real Estate.....	\$ 7,151,630	\$ 7,213,446	\$ 150,184	\$ 172,402
Personal Property.....	1,458,635	2,138,085	30,631	51,100
Public Utility Property.....	5,136,833	5,195,003	107,874	124,161
Total.....	\$ 13,747,098	\$ 14,546,534	\$ 288,689	\$ 347,663
PURPOSES	1920	1921	1920	1921
	Levy on each \$100	Levy on each \$100	Taxes Levied	Taxes Levied
State.....	10 cents	10 cents	\$ 13,747	\$ 14,547
State Virginia Debt.....	10	10	13,747	14,547
Total State.....	20 cents	20 cents	\$ 27,494	\$ 29,094
County, General.....	18 cents	20 cents	\$ 24,745	\$ 29,093
Main County Road.....	15	22	20,621	32,002
County Road and Bridge.....	10		13,747	
District Road.....	15	15	20,620	21,820
District Road Bonds.....	32	32	43,991	46,549
Total County and District.....	90 cents	89 cents	\$ 123,724	\$ 129,464
High School Teachers.....	16 cents	25 cents	\$ 21,996	\$ 36,366
High School Maintenance Building.....	14	20	19,246	29,093
Elementary Teachers.....	40	40	54,988	58,186
Elementary Maintenance Building.....	10	15	13,747	21,820
New Building.....	20	30	27,494	43,640
Total Schools.....	\$ 1.00	\$ 1.30	\$ 137,471	\$ 189,105
GRAND TOTAL.....	\$ 2.10	\$ 2.39	\$ 288,689	\$ 347,663

Lincoln District complete includes Tables 3, 14, 17 and 19.

**MARION COUNTY—Table No. 4**  
**MANNINGTON DISTRICT—(Outside of Mannington Municipality)**

CLASS OF PROPERTY	1920	1921	1920	1921
	Assessed Value	Assessed Value	Taxes Levied	Taxes Levied
Real Estate.....	\$ 7,183,090	\$ 7,231,250	\$ 121,394	\$ 142,456
Personal Property.....	3,571,906	3,457,960	60,365	68,122
Public Utility Property.....	3,378,926	3,359,441	57,104	66,181
Total.....	\$ 14,133,922	\$ 14,048,651	\$ 238,863	\$ 276,759
PURPOSES	1920	1921	1920	1921
	Levy on each \$100	Levy on each \$100	Taxes Levied	Taxes Levied
State.....	10 cents	10 cents	\$ 14,134	\$ 14,049
State Virginia Debt.....	10	10	14,134	14,049
Total State.....	20 cents	20 cents	\$ 28,268	\$ 28,098
County, General.....	18 cents	20 cents	\$ 25,441	\$ 28,097
Main County Road.....	15	22	21,201	30,907
County Road and Bridge.....	10		14,134	
District Road.....	15	15	21,201	21,073
District Road Bonds.....	16	16	22,614	22,478
Total County and District.....	74 cents	73 cents	\$ 104,591	\$ 102,555
High School Teachers.....	17 cents	26 cents	\$ 24,028	\$ 36,527
High School Maintenance Building.....	5	5	7,067	7,024
Elementary Teachers.....	37	40	52,295	56,195
Elementary Maintenance Building.....	10	13	14,134	18,263
New Building.....	6	20	8,480	28,097
Total Schools.....	75 cents	\$ 1.04	\$ 106,004	\$ 146,106
GRAND TOTAL.....	\$ 1.69	\$ 1.97	\$ 238,863	\$ 276,759

Mannington District complete includes Tables 4 and 15.

## MARION COUNTY—Table No. 5

## PAW PAW DISTRICT—(Outside of Fairview and Rivesville Municipalities)

CLASS OF PROPERTY	1920		1921	
	Assessed Value	Assessed Value	Taxes Levied	Taxes Levied
Real Estate.....	\$ 4,188,650	\$ 4,321,340	\$ 79,584	\$ 86,859
Personal Property.....	820,625	927,490	15,592	18,642
Public Utility Property.....	2,131,124	2,368,696	40,492	47,611
<b>Total.....</b>	<b>\$ 7,140,399</b>	<b>\$ 7,617,526</b>	<b>\$ 135,668</b>	<b>\$ 153,112</b>
PURPOSES	1920		1921	
	Levy on each \$100	Levy on each \$100	Taxes Levied	Taxes Levied
State.....	10 cents	10 cents	\$ 7,140	\$ 7,618
State Virginia Debt.....	10	10	7,141	7,618
<b>Total State.....</b>	<b>20 cents</b>	<b>20 cents</b>	<b>\$ 14,281</b>	<b>\$ 15,236</b>
County, General.....	18 cents	20 cents	\$ 12,853	\$ 15,235
Main County Road.....	15	22	10,711	16,758
County Road and Bridge.....	10	.....	7,140	.....
District Road.....	15	15	10,711	11,426
District Road Bonds.....	32	32	22,849	24,376
<b>Total County and District.....</b>	<b>90 cents</b>	<b>89 cents</b>	<b>\$ 64,264</b>	<b>\$ 67,795</b>
High School Teachers.....	20 cents	20 cents	\$ 14,281	\$ 15,235
High School Maintenance Building.....	5	5	3,570	3,809
Elementary Teachers.....	40	40	28,562	30,470
Elementary Maintenance Building.....	10	10	7,140	7,617
New Building.....	5	17	3,570	12,950
<b>Total Schools.....</b>	<b>80 cents</b>	<b>92 cents</b>	<b>\$ 57,123</b>	<b>\$ 70,081</b>
<b>GRAND TOTAL.....</b>	<b>\$ 1.90</b>	<b>\$ 2.01</b>	<b>\$ 135,668</b>	<b>\$ 153,112</b>

Paw Paw District complete includes Tables 5, 13 and 18.

## MARION COUNTY—Table No. 6

## UNION DISTRICT—(Outside of Union Ind. District)

CLASS OF PROPERTY	1920		1921	
	Assessed Value	Assessed Value	Taxes Levied	Taxes Levied
Real Estate.....	\$ 768,975	\$ 784,750	\$ 10,381	\$ 12,948
Personal Property.....	430,063	443,985	5,806	7,326
Public Utility Property.....	1,157,041	1,157,197	15,620	19,094
<b>Total.....</b>	<b>\$ 2,356,079</b>	<b>\$ 2,385,932</b>	<b>\$ 31,807</b>	<b>\$ 39,368</b>
PURPOSES	1920		1921	
	Levy on each \$100	Levy on each \$100	Taxes Levied	Taxes Levied
State.....	10 cents	10 cents	\$ 2,356	\$ 2,386
State Virginia Debt.....	10	10	2,356	2,386
<b>Total State.....</b>	<b>20 cents</b>	<b>20 cents</b>	<b>\$ 4,712</b>	<b>\$ 4,772</b>
County, General.....	18 cents	20 cents	\$ 4,241	\$ 4,772
Main County Road.....	15	22	3,534	5,249
County Road and Bridge.....	10	.....	2,356	.....
District Road.....	15	15	3,534	3,579
<b>Total County and District.....</b>	<b>58 cents</b>	<b>57 cents</b>	<b>\$ 13,665</b>	<b>\$ 13,600</b>
High School Teachers.....	7 cents	8 cents	\$ 1,649	\$ 1,909
Elementary Teachers.....	40	40	9,425	9,543
Elementary Maintenance Building.....	10	10	2,356	2,386
New Building.....	.....	30	.....	7,158
<b>Total Schools.....</b>	<b>57 cents</b>	<b>88 cents</b>	<b>\$ 13,430</b>	<b>\$ 20,996</b>
<b>GRAND TOTAL.....</b>	<b>\$ 1.35</b>	<b>\$ 1.65</b>	<b>\$ 31,807</b>	<b>\$ 39,368</b>

Union District complete includes Tables 6, 9 and 11.

**MARION COUNTY—Table No. 7**  
**WINFIELD DISTRICT—(Outside of Fairmont Municipality)**

CLASS OF PROPERTY	1920 Assessed Value	1921 Assessed Value	1920 Taxes Levied	1921 Taxes Levied
Real Estate.....	\$ 1,017,630	\$ 1,149,825	\$ 18,114	\$ 19,432
Personal Property.....	448,340	551,405	7,980	9,319
Public Utility Property.....	639,417	887,674	11,382	15,002
Total.....	\$ 2,105,387	\$ 2,588,904	\$ 37,476	\$ 43,753
PURPOSES	1920 Levy on each \$100	1921 Levy on each \$100	1920 Taxes Levied	1921 Taxes Levied
State.....	10 cents	10 cents	\$ 2,105	\$ 2,589
State Virginia Debt.....	10	10	2,106	2,589
Total State.....	20 cents	20 cents	\$ 4,211	\$ 5,178
County, General.....	18 cents	20 cents	\$ 3,790	\$ 5,178
Main County Road.....	15	22	3,158	5,696
County Road and Bridge.....	10	.....	2,105	.....
District Road.....	15	15	3,158	3,883
Total County and District.....	58 cents	57 cents	\$ 12,211	\$ 14,757
High School Teachers.....	10 cents	..... cents	\$ 2,105	\$ .....
Elementary Teachers.....	40	40	8,422	10,356
Elementary Maintenance Building.....	10	12	2,105	3,107
New Building.....	40	40	8,422	10,355
Total Schools.....	\$ 1.00	92 cents	\$ 21,054	\$ 23,818
GRAND TOTAL.....	\$ 1.78	\$ 1.69	\$ 37,476	\$ 43,753

Winfield District complete includes Tables 7 and 12.

**MARION COUNTY—Table No. 8**  
**FAIRMONT IND. DISTRICT, FAIRMONT DISTRICT—(Outside of Fairmont Municipality)**

CLASS OF PROPERTY	1920 Assessed Value	1921 Assessed Value	1920 Taxes Levied	1921 Taxes Levied
Real Estate.....	\$ 475,000	\$ 532,800	\$ 11,828	\$ 13,054
Personal Property.....	47,825	105,615	1,191	2,587
Public Utility Property.....	477,116	465,000	11,880	11,392
Total.....	\$ 999,941	\$ 1,103,415	\$ 24,899	\$ 27,033
PURPOSES	1920 Levy on each \$100	1921 Levy on each \$100	1920 Taxes Levied	1921 Taxes Levied
State.....	10 cents	10 cents	\$ 1,000	\$ 1,103
State Virginia Debt.....	10	10	1,000	1,103
Total State.....	20 cents	20 cents	\$ 2,000	\$ 2,206
County, General.....	18 cents	20 cents	\$ 1,800	\$ 2,207
Main County Road.....	15	22	1,500	2,428
County Road and Bridge.....	10	.....	1,000	.....
District Road.....	15	15	1,500	1,655
District Road Bonds.....	18	18	1,800	1,986
Total County and District.....	76 cents	75 cents	\$ 7,600	\$ 8,276
High School Teachers.....	25½ cts	24 cents	\$ 2,550	\$ 2,648
High School Maintenance Building.....	5½	8	550	883
Elementary Teachers.....	55	53	5,500	5,848
Elementary Maintenance Building.....	26	26	2,600	2,869
New Building.....	16	20	1,600	2,207
School Bonds.....	25	19	2,499	2,096
Total Schools.....	\$ 1.53	\$ 1.50	\$ 15,299	\$ 16,551
GRAND TOTAL.....	\$ 2.49	\$ 2.45	\$ 24,899	\$ 27,033

Fairmont Independent District complete includes Tables 8 and 10.

MARION COUNTY—Table No. 9  
UNION IND. DISTRICT, UNION DISTRICT—(Outside of Fairmont Municipality)

CLASS OF PROPERTY	1920	1921	1920	1921
	Assessed Value	Assessed Value	Taxes Levied	Taxes Levied
Real Estate.....	\$ 93,975	\$ 151,875	\$ 2,057	\$ 3,463
Personal Property.....	10,825	24,725	237	564
Public Utility Property.....	69,194	69,955	1,516	1,595
<b>Total.....</b>	<b>\$ 173,944</b>	<b>\$ 246,555</b>	<b>\$ 3,810</b>	<b>\$ 5,622</b>
PURPOSES	1920	1921	1920	1921
	Levy on each \$100	Levy on each \$100	Taxes Levied	Taxes Levied
State.....	10 cents	10 cents	\$ 174	\$ 247
State Virginia Debt.....	10	10	174	247
<b>Total State.....</b>	<b>20 cents</b>	<b>20 cents</b>	<b>\$ 348</b>	<b>\$ 494</b>
County, General.....	18 cents	20 cents	\$ 313	\$ 493
Main County Road.....	15	22	261	542
County Road and Bridge.....	10	.....	174	.....
District Road.....	15	15	261	370
<b>Total County and District.....</b>	<b>58 cents</b>	<b>57 cents</b>	<b>\$ 1,009</b>	<b>\$ 1,405</b>
High School Teachers.....	26 cents	28 cents	\$ 452	\$ 690
High School Maintenance Building.....	7	9	122	222
Elementary Teachers.....	55	54	957	1,331
Elementary Maintenance Building.....	15	15	261	370
New Building.....	10	15	174	370
School Bonds.....	28	30	487	740
<b>Total Schools.....</b>	<b>\$ 1.41</b>	<b>\$ 1.51</b>	<b>\$ 2,453</b>	<b>\$ 3,723</b>
<b>GRAND TOTAL.....</b>	<b>\$ 2.19</b>	<b>\$ 2.28</b>	<b>\$ 3,810</b>	<b>\$ 5,622</b>

Union Independent District complete includes Tables 9 and 11.

MARION COUNTY—Table No. 10  
FAIRMONT MUNICIPALITY, FAIRMONT IND. DISTRICT, FAIRMONT DISTRICT

CLASS OF PROPERTY	1920	1921	1920	1921
	Assessed Value	Assessed Value	Taxes Levied	Taxes Levied
Real Estate.....	\$ 9,950,425	\$ 10,821,650	\$ 332,344	\$ 357,114
Personal Property.....	5,062,280	6,162,005	169,080	203,346
Public Utility Property.....	1,917,721	2,221,925	64,052	73,324
<b>Total.....</b>	<b>\$ 16,930,426</b>	<b>\$ 19,205,580</b>	<b>\$ 565,476</b>	<b>\$ 633,784</b>
PURPOSES	1920	1921	1920	1921
	Levy on each \$100	Levy on each \$100	Taxes Levied	Taxes Levied
State.....	10 cents	10 cents	\$ 16,930	\$ 19,206
State Virginia Debt.....	10	10	16,930	19,206
<b>Total State.....</b>	<b>20 cents</b>	<b>20 cents</b>	<b>\$ 33,860</b>	<b>\$ 38,412</b>
County, General.....	18 cents	20 cents	\$ 30,475	\$ 38,411
Main County Road.....	15	22	25,396	42,252
County Road and Bridge.....	10	.....	16,930	.....
District Road Bonds.....	18	18	30,475	34,570
<b>Total County and District.....</b>	<b>61 cents</b>	<b>60 cents</b>	<b>\$ 103,276</b>	<b>\$ 115,233</b>
High School Teachers.....	25½ cts	24 cents	\$ 43,173	\$ 46,093
High School Maintenance Building.....	5½	8	9,317	15,364
Elementary Teachers.....	55	53	93,117	101,790
Elementary Maintenance Building.....	26	26	44,019	49,934
New Building.....	16	20	27,089	38,411
School Bonds.....	25	19	42,326	36,491
<b>Total Schools.....</b>	<b>\$ 1.53</b>	<b>\$ 1.50</b>	<b>\$ 259,036</b>	<b>\$ 288,083</b>
Municipal General.....	70 cents	70 cents	\$ 118,513	\$ 134,439
Municipal Bonds.....	30	21	50,791	40,332
Special Bridge.....	.....	9	.....	17,285
<b>Total Municipal.....</b>	<b>\$ 1.00</b>	<b>\$ 1.00</b>	<b>\$ 169,304</b>	<b>\$ 192,056</b>
<b>GRAND TOTAL.....</b>	<b>\$ 3.34</b>	<b>\$ 3.30</b>	<b>\$ 565,476</b>	<b>\$ 633,784</b>

Fairmont Municipality complete includes Tables 10, 11 and 12.

Fairmont Independent District complete includes Tables 8 and 10.

MARION COUNTY—Table No. 11  
 FAIRMONT MUNICIPALITY, UNION IND. DISTRICT, UNION  
 DISTRICT—(Exclusive of Fairmont in Fairmont Ind. and Winfield Districts)

CLASS OF PROPERTY	1920 Assessed Value	1921 Assessed Value	1920 Taxes Levied	1921 Taxes Levied
Real Estate.....	\$ 3,010,300	\$ 3,378,925	\$ 91,513	\$ 105,760
Personal Property.....	971,015	1,170,102	29,519	36,624
Public Utility Property.....	547,731	653,183	16,651	20,445
Total.....	\$ 4,529,046	\$ 5,202,210	\$ 137,683	\$ 162,829
PURPOSES	1920 Levy on each \$100	1921 Levy on each \$100	1920 Taxes Levied	1921 Taxes Levied
State.....	10 cents	10 cents	\$ 4,529	\$ 5,202
State Virginia Debt.....	10	10	4,529	5,202
Total State.....	20 cents	20 cents	\$ 9,058	\$ 10,404
County, General.....	18 cents	20 cents	\$ 8,152	\$ 10,404
Main County Road.....	15	22	6,794	11,445
County Road and Bridge.....	10		4,529	
Total County and District.....	43 cents	42 cents	\$ 19,475	\$ 21,849
High School Teachers.....	26 cents	28 cents	\$ 11,776	\$ 14,566
High School Maintenance Building.....	7	9	3,170	4,682
Elementary Teachers.....	55	54	24,910	28,092
Elementary Maintenance Building.....	15	15	6,794	7,803
New Building.....	10	15	4,529	7,804
School Bonds.....	28	30	12,681	15,607
Total Schools.....	\$ 1.41	\$ 1.51	\$ 63,860	\$ 78,554
Municipal General.....	70 cents	70 cents	\$ 31,703	\$ 36,415
Municipal Bonds.....	30	21	13,587	10,925
Special Bridge.....		9		4,682
Total Municipal.....	\$ 1.00	\$ 1.00	\$ 45,290	\$ 52,022
GRAND TOTAL.....	\$ 3.04	\$ 3.13	\$ 137,683	\$ 162,829

Fairmont Municipality complete includes Tables 10, 11 and 12.  
 Union Independent District complete includes Tables 9 and 11.

MARION COUNTY—Table No. 12  
 FAIRMONT MUNICIPALITY, WINFIELD DISTRICT—(Exclusive of  
 Fairmont in Fairmont Ind. and Union Ind. Districts)

CLASS OF PROPERTY	1920 Assessed Value	1921 Assessed Value	1920 Taxes Levied	1921 Taxes Levied
Real Estate.....	\$ 141,150	\$ 501,750	\$ 3,712	\$ 12,745
Personal Property.....	20,550	21,480	540	546
Public Utility Property.....	128,695	159,579	3,385	4,053
Total.....	\$ 290,395	\$ 682,809	\$ 7,637	\$ 17,344
PURPOSES	1920 Levy on each \$100	1921 Levy on each \$100	1920 Taxes Levied	1921 Taxes Levied
State.....	10 cents	10 cents	\$ 290	\$ 683
State Virginia Debt.....	10	10	290	683
Total State.....	20 cents	20 cents	\$ 580	\$ 1,366
County, General.....	18 cents	20 cents	\$ 523	\$ 1,366
Main County Road.....	15	22	436	1,502
County Road and Bridge.....	10		290	
Total County and District.....	43 cents	42 cents	\$ 1,249	\$ 2,868
High School Teachers.....	10 cents	cents	\$ 290	\$ .....
Elementary Teachers.....	40	40	1,162	2,731
Elementary Maintenance Building.....	10	12	290	819
New Building.....	40	40	1,162	2,732
Total Schools.....	\$ 1.00	92 cents	\$ 2,904	\$ 6,282
Municipal General.....	70 cents	70 cents	\$ 2,033	\$ 4,780
Municipal Bonds.....	30	21	871	1,434
Special Bridge.....		9		614
Total Municipal.....	\$ 1.00	\$ 1.00	\$ 2,904	\$ 6,828
GRAND TOTAL.....	\$ 2.63	\$ 2.54	\$ 7,637	\$ 17,344

Fairmont Municipality complete includes Tables 10, 11 and 12.



MARION COUNTY—Table No. 13  
FAIRVIEW MUNICIPALITY, PAW PAW DISTRICT

CLASS OF PROPERTY	1920 Assessed Value	1921 Assessed Value	1920 Taxes Levied	1921 Taxes Levied
Real Estate.....	\$ 385,125	\$ 393,200	\$ 10,399	\$ 11,049
Personal Property.....	275,665	299,129	7,443	8,406
Public Utility Property.....	113,039	150,340	3,052	4,224
Total.....	\$ 773,829	\$ 842,669	\$ 20,894	\$ 23,679
PURPOSES	1920 Levy on each \$100	1921 Levy on each \$100	1920 Taxes Levied	1921 Taxes Levied
State.....	10 cents	10 cents	\$ 774	\$ 843
State Virginia Debt.....	10	10	774	843
Total State.....	20 cents	20 cents	\$ 1,548	\$ 1,686
County, General.....	18 cents	20 cents	\$ 1,393	\$ 1,685
Main County Road.....	15	22	1,161	1,854
County Road and Bridge.....	10	.....	774	.....
District Road Bonds.....	32	32	2,476	2,697
Total County and District.....	75 cents	74 cents	\$ 5,804	\$ 6,236
High School Teachers.....	20 cents	20 cents	\$ 1,548	\$ 1,685
High School Maintenance Building.....	5	5	387	421
Elementary Teachers.....	40	40	3,095	3,371
Elementary Maintenance Building.....	10	10	774	843
New Building.....	5	17	387	1,432
Total Schools.....	80 cents	92 cents	\$ 6,191	\$ 7,752
Municipal General.....	50 cents	50 cents	\$ 3,869	\$ 4,213
Municipal Bonds.....	45	25	3,482	2,107
Special Bridge.....	.....	20	.....	1,685
Total Municipal.....	95 cents	95 cents	\$ 7,351	\$ 8,005
GRAND TOTAL.....	\$ 2.70	\$ 2.81	\$ 20,894	\$ 23,679

MARION COUNTY—Table No. 14  
FARMINGTON MUNICIPALITY, LINCOLN DISTRICT

CLASS OF PROPERTY	1920 Assessed Value	1921 Assessed Value	1920 Taxes Levied	1921 Taxes Levied
Real Estate.....	\$ 259,925	\$ 266,300	\$ 5,978	\$ 6,764
Personal Property.....	191,125	244,530	4,396	6,211
Public Utility Property.....	73,419	81,016	1,689	2,058
Total.....	\$ 524,469	\$ 591,846	\$ 12,063	\$ 15,033
PURPOSES	1920 Levy on each \$100	1921 Levy on each \$100	1920 Taxes Levied	1921 Taxes Levied
State.....	10 cents	10 cents	\$ 524	\$ 592
State Virginia Debt.....	10	10	525	592
Total State.....	20 cents	20 cents	\$ 1,049	\$ 1,184
County, General.....	18 cents	20 cents	\$ 944	\$ 1,184
Main County Road.....	15	22	787	1,302
County Road and Bridge.....	10	.....	524	.....
District Road Bonds.....	32	32	1,678	1,894
Total County and District.....	75 cents	74 cents	\$ 3,933	\$ 4,380
High School Teachers.....	16 cents	25 cents	\$ 839	\$ 1,480
High School Maintenance Building.....	14	20	734	1,184
Elementary Teachers.....	40	40	2,098	2,367
Elementary Maintenance Building.....	10	15	525	888
New Building.....	20	30	1,049	1,775
Total Schools.....	\$ 1.00	\$ 1.30	\$ 5,245	\$ 7,694
Municipal General.....	35 cents	30 cents	\$ 1,836	\$ 1,775
Total Municipal.....	35 cents	30 cents	\$ 1,836	\$ 1,775
GRAND TOTAL.....	\$ 2.30	\$ 2.54	\$ 12,063	\$ 15,033

MARION COUNTY—Table No. 15  
MANNINGTON MUNICIPALITY, MANNINGTON DISTRICT

CLASS OF PROPERTY	1920 Assessed Value	1921 Assessed Value	1920 Taxes Levied	1921 Taxes Levied
Real Estate.....	\$ 1,838,025	\$ 1,910,500	\$ 43,009	\$ 60,372
Personal Property.....	1,463,370	1,506,260	34,243	47,598
Public Utility Property.....	343,718	441,979	8,043	13,966
<b>Total.....</b>	<b>\$ 3,645,113</b>	<b>\$ 3,858,739</b>	<b>\$ 85,295</b>	<b>\$ 121,936</b>
PURPOSES	1920 Levy on each \$100	1921 Levy on each \$100	1920 Taxes Levied	1921 Taxes Levied
State.....	10 cents	10 cents	\$ 3,645	\$ 3,859
State Virginia Debt.....	10	10	3,645	3,859
<b>Total State.....</b>	<b>20 cents</b>	<b>20 cents</b>	<b>\$ 7,290</b>	<b>\$ 7,718</b>
County, General.....	18 cents	20 cents	\$ 6,561	\$ 7,717
Main County Road.....	15	22	5,468	8,489
County Road and Bridge.....	10	.....	3,645	.....
District Road Bonds.....	16	16	5,832	6,174
<b>Total County and District.....</b>	<b>59 cents</b>	<b>58 cents</b>	<b>\$ 21,506</b>	<b>\$ 22,380</b>
High School Teachers.....	17 cents	26 cents	\$ 6,197	\$ 10,033
High School Maintenance Building.....	5	5	1,822	1,929
Elementary Teachers.....	37	40	13,487	15,435
Elementary Maintenance Building.....	10	13	3,645	5,016
New Building.....	6	20	2,187	7,717
Sub-District Extension.....	.....	20	.....	7,718
School Bonds.....	15	.....	5,468	.....
<b>Total Schools.....</b>	<b>90 cents</b>	<b>\$ 1.24</b>	<b>\$ 32,806</b>	<b>\$ 47,848</b>
Municipal General.....	50 cents	\$ 1.00	\$ 18,225	\$ 38,587
Municipal Bonds.....	13	12	4,739	4,631
Special Cemetery.....	2	2	729	772
<b>Total Municipal.....</b>	<b>65 cents</b>	<b>\$ 1.14</b>	<b>\$ 23,693</b>	<b>\$ 43,990</b>
<b>GRAND TOTAL.....</b>	<b>\$ 2.34</b>	<b>\$ 3.16</b>	<b>\$ 85,295</b>	<b>\$ 121,936</b>

MARION COUNTY—Table No. 16  
MONONGAH MUNICIPALITY, GRANT DISTRICT

CLASS OF PROPERTY	1920 Assessed Value	1921 Assessed Value	1920 Taxes Levied	1921 Taxes Levied
Real Estate.....	\$ 329,525	\$ 333,850	\$ 7,744	\$ 8,146
Personal Property.....	179,500	203,840	4,218	4,974
Public Utility Property.....	167,732	173,297	3,942	4,228
<b>Total.....</b>	<b>\$ 676,757</b>	<b>\$ 710,987</b>	<b>\$ 15,904</b>	<b>\$ 17,348</b>
PURPOSES	1920 Levy on each \$100	1921 Levy on each \$100	1920 Taxes Levied	1921 Taxes Levied
State.....	10 cents	10 cents	\$ 676	\$ 711
State Virginia Debt.....	10	10	677	711
<b>Total State.....</b>	<b>20 cents</b>	<b>20 cents</b>	<b>\$ 1,353</b>	<b>\$ 1,422</b>
County, General.....	18 cents	20 cents	\$ 1,218	\$ 1,422
Main County Road.....	15	22	1,015	1,564
County Road and Bridge.....	10	.....	677	.....
District Road Bonds.....	32	32	2,166	2,275
<b>Total County and District.....</b>	<b>75 cents</b>	<b>74 cents</b>	<b>\$ 5,076</b>	<b>\$ 5,261</b>
High School Teachers.....	10 cents	15 cents	\$ 677	\$ 1,066
Elementary Teachers.....	40	40	2,707	2,844
Elementary Maintenance Building.....	10	15	677	1,067
New Building.....	30	30	2,030	2,133
<b>Total Schools.....</b>	<b>90 cents</b>	<b>\$ 1.00</b>	<b>\$ 6,091</b>	<b>\$ 7,110</b>
Municipal General.....	50 cents	50 cents	\$ 3,384	\$ 3,555
<b>Total Municipal.....</b>	<b>50 cents</b>	<b>50 cents</b>	<b>\$ 3,384</b>	<b>\$ 3,555</b>
<b>GRAND TOTAL.....</b>	<b>\$ 2.35</b>	<b>\$ 2.44</b>	<b>\$ 15,904</b>	<b>\$ 17,348</b>

Monongah Municipality complete includes Tables 16 and 17.

MARION COUNTY—Table No. 17  
MONONGAH MUNICIPALITY, LINCOLN DISTRICT

CLASS OF PROPERTY	1920	1921	1920	1921
	Assessed Value	Assessed Value	Taxes Levied	Taxes Levied
Real Estate .....	\$ 114,425	\$ 114,425	\$ 2,804	\$ 3,135
Personal Property .....	13,725	31,615	336	866
Public Utility Property .....				
<b>Total</b> .....	<b>\$ 128,150</b>	<b>\$ 146,040</b>	<b>\$ 3,140</b>	<b>\$ 4,001</b>
PURPOSES	1920	1921	1920	1921
	Levy on each \$100	Levy on each \$100	Taxes Levied	Taxes Levied
State .....	10 cents	10 cents	\$ 128	\$ 146
State Virginia Debt .....	10	10	128	146
<b>Total State</b> .....	<b>20 cents</b>	<b>20 cents</b>	<b>\$ 256</b>	<b>\$ 292</b>
County, General .....	18 cents	20 cents	\$ 231	\$ 292
Main County Road .....	15	22	192	321
County Road and Bridge .....	10		128	
District Road Bonds .....	32	32	410	468
<b>Total County and District</b> .....	<b>75 cents</b>	<b>74 cents</b>	<b>\$ 961</b>	<b>\$ 1,081</b>
High School Teachers .....	16 cents	25 cents	\$ 205	\$ 365
High School Maintenance Building .....	14	20	179	292
Elementary Teachers .....	40	40	513	584
Elementary Maintenance Building .....	10	15	128	219
New Building .....	20	30	257	438
<b>Total Schools</b> .....	<b>\$ 1.00</b>	<b>\$ 1.30</b>	<b>\$ 1,282</b>	<b>\$ 1,898</b>
Municipal General .....	50 cents	50 cents	\$ 641	\$ 730
<b>Total Municipal</b> .....	<b>50 cents</b>	<b>50 cents</b>	<b>\$ 641</b>	<b>\$ 730</b>
<b>GRAND TOTAL</b> .....	<b>\$ 2.45</b>	<b>\$ 2.74</b>	<b>\$ 3,140</b>	<b>\$ 4,001</b>

Monongah Municipality complete includes Tables 16 and 17.

MARION COUNTY—Table No. 18  
RIVESVILLE MUNICIPALITY, PAW PAW DISTRICT

CLASS OF PROPERTY	1920	1921	1920	1921
	Assessed Value	Assessed Value	Taxes Levied	Taxes Levied
Real Estate .....	\$ 201,260	\$ 292,755	\$ 4,528	\$ 6,909
Personal Property .....	120,275	193,685	2,706	4,571
Public Utility Property .....	33,060	37,556	744	887
<b>Total</b> .....	<b>\$ 354,595</b>	<b>\$ 523,996</b>	<b>\$ 7,978</b>	<b>\$ 12,367</b>
PURPOSES	1920	1921	1920	1921
	Levy on each \$100	Levy on each \$100	Taxes Levied	Taxes Levied
State .....	10 cents	10 cents	\$ 354	\$ 524
State Virginia Debt .....	10	10	355	524
<b>Total State</b> .....	<b>20 cents</b>	<b>20 cents</b>	<b>\$ 709</b>	<b>\$ 1,048</b>
County, General .....	18 cents	20 cents	\$ 638	\$ 1,048
Main County Road .....	15	22	532	1,153
County Road and Bridge .....	10		355	
District Road Bonds .....	32	32	1,135	1,677
<b>Total County and District</b> .....	<b>75 cents</b>	<b>74 cents</b>	<b>\$ 2,660</b>	<b>\$ 3,878</b>
High School Teachers .....	20 cents	20 cents	\$ 709	\$ 1,048
High School Maintenance Building .....	5	5	177	262
Elementary Teachers .....	40	40	1,418	2,096
Elementary Maintenance Building .....	10	10	355	524
New Building .....	5	17	177	891
<b>Total Schools</b> .....	<b>80 cents</b>	<b>92 cents</b>	<b>\$ 2,836</b>	<b>\$ 4,821</b>
Municipal General .....	50 cents	50 cents	\$ 1,773	\$ 2,620
<b>Total Municipal</b> .....	<b>50 cents</b>	<b>50 cents</b>	<b>\$ 1,773</b>	<b>\$ 2,620</b>
<b>GRAND TOTAL</b> .....	<b>\$ 2.25</b>	<b>\$ 2.36</b>	<b>\$ 7,978</b>	<b>\$ 12,367</b>

**MARION COUNTY—Table No. 19**  
**WORTHINGTON MUNICIPALITY, LINCOLN DISTRICT**

CLASS OF PROPERTY	1920 Assessed Value	1921 Assessed Value	1920 Taxes Levied	1921 Taxes Levied
Real Estate .....	\$ 163,095	\$ 170,750	\$ 3,914	\$ 4,593
Personal Property.....	142,025	152,065	3,409	4,090
Public Utility Property.....	78,400	84,376	1,881	2,270
Total.....	\$ 383,520	\$ 407,191	\$ 9,204	\$ 10,953
PURPOSES	1920 Levy on each \$100	1921 Levy on each \$100	1920 Taxes Levied	1921 Taxes Levied
State.....	10 cents	10 cents	\$ 384	\$ 407
State Virginia Debt.....	10	10	383	407
Total State.....	20 cents	20 cents	\$ 767	\$ 814
County, General.....	18 cents	20 cents	\$ 690	\$ 814
Main County Road.....	15	22	575	896
County Road and Bridge.....	10	.....	384	.....
District Road Bonds.....	32	32	1,227	1,303
Total County and District.....	75 cents	74 cents	\$ 2,876	\$ 3,013
High School Teachers.....	16 cents	25 cents	\$ 614	\$ 1,018
High School Maintenance Building.....	14	20	537	814
Elementary Teachers.....	40	40	1,534	1,629
Elementary Maintenance Building.....	10	15	383	611
New Building.....	20	30	767	1,222
Total Schools.....	\$ 1.00	\$ 1.30	\$ 3,835	\$ 5,294
Municipal General.....	45 cents	12 cents	\$ 1,726	\$ 488
Municipal Bonds.....	.....	33	.....	1,344
Total Municipal.....	45 cents	45 cents	\$ 1,726	\$ 1,832
GRAND TOTAL.....	\$ 2.40	\$ 2.69	\$ 9,204	\$ 10,953

**RECAPITULATION OF MARION COUNTY  
ASSESSED VALUE**

Class of Property	1920			1921		
	Districts	Municipalities	Total	Districts	Municipalities	Total
Real Estate.....	\$ 25,025,360	\$ 16,393,255	\$ 41,418,615	\$ 25,597,341	\$ 18,184,105	\$ 43,781,446
Personal Property.....	7,793,010	8,439,530	16,232,540	8,858,576	9,964,711	18,843,287
Public Utility Property....	15,303,919	3,403,515	18,707,434	15,922,622	4,003,251	19,925,873
<b>Total.....</b>	<b>\$ 48,122,289</b>	<b>\$ 28,236,300</b>	<b>\$ 76,358,589</b>	<b>\$ 50,378,539</b>	<b>\$ 32,172,067</b>	<b>\$ 82,550,606</b>

**TAXES LEVIED**

Purposes	1920			1921		
	Districts	Municipalities	Total	Districts	Municipalities	Total
State.....	\$ 48,121	\$ 28,234	\$ 76,355	\$ 50,380	\$ 32,173	\$ 82,553
State Virginia Debt.....	48,123	28,236	76,359	50,380	32,173	82,553
<b>Total State.....</b>	<b>\$ 96,244</b>	<b>\$ 56,470</b>	<b>\$ 152,714</b>	<b>\$ 100,760</b>	<b>\$ 64,346</b>	<b>\$ 165,106</b>
County, General.....	\$ 86,622	\$ 50,825	\$ 137,447	\$ 100,758	\$ 64,343	\$ 165,101
Main County Road.....	72,184	42,356	114,540	110,832	70,778	181,610
County Road and Bridge..	48,122	28,236	76,358			
District Road.....	72,183		72,183	75,567		75,567
District Road Bonds.....	109,303	45,399	154,702	114,345	51,058	165,403
<b>Total County and District.....</b>	<b>\$ 388,414</b>	<b>\$ 166,816</b>	<b>\$ 555,230</b>	<b>\$ 401,502</b>	<b>\$ 186,179</b>	<b>\$ 587,681</b>
High School Teachers....	\$ 77,030	\$ 66,028	\$ 143,058	\$ 107,328	\$ 77,354	\$ 184,682
High School Maint. Bldg..	32,224	16,318	48,542	43,222	24,948	68,170
Elementary Teachers.....	189,177	144,041	333,218	201,102	160,939	362,041
Elementary Maint. Bldg..	49,809	57,590	107,399	68,193	67,724	135,917
New Building.....	67,129	39,634	106,763	132,683	64,555	197,238
Sub-District Extension...					7,718	7,718
School Bonds.....	4,238	60,475	64,713	13,353	52,098	65,451
<b>Total Schools.....</b>	<b>\$ 419,607</b>	<b>\$ 384,086</b>	<b>\$ 803,693</b>	<b>\$ 565,881</b>	<b>\$ 455,336</b>	<b>\$ 1,021,217</b>
Municipal General.....	\$	\$ 183,703	\$ 183,703	\$	\$ 227,602	\$ 227,602
Municipal Bonds.....		73,470	73,470		60,773	60,773
Special Cemetery.....		729	729		772	772
Special Bridge.....					24,266	24,266
<b>Total Municipal.....</b>	<b>\$</b>	<b>\$ 257,902</b>	<b>\$ 257,902</b>	<b>\$</b>	<b>\$ 313,413</b>	<b>\$ 313,413</b>
<b>GRAND TOTAL.....</b>	<b>\$ 904,265</b>	<b>\$ 865,274</b>	<b>\$ 1,769,539</b>	<b>\$ 1,068,143</b>	<b>\$ 1,019,274</b>	<b>\$ 2,087,417</b>
<b>Total Average Rate of Levy on Each \$100.....</b>	<b>\$ 1.87</b>	<b>\$ 3.064</b>	<b>\$ 2.317</b>	<b>\$ 2.12</b>	<b>\$ 3.168</b>	<b>\$ 2.529</b>
<b>For All Purposes</b>						
On Real Estate.....	\$ 472,834	\$ 505,945	\$ 978,779	\$ 544,813	\$ 576,587	\$ 1,121,400
On Personal Property.....	141,215	255,890	397,105	184,281	317,232	501,513
On Public Utility Property	290,216	103,439	393,655	339,049	125,455	464,504
<b>Total.....</b>	<b>\$ 904,265</b>	<b>\$ 865,274</b>	<b>\$ 1,769,539</b>	<b>\$ 1,068,143</b>	<b>\$ 1,019,274</b>	<b>\$ 2,087,417</b>

**MARSHALL COUNTY—Table No. 1**  
**CAMERON DISTRICT—(Outside of Cameron Municipality)**

CLASS OF PROPERTY	1920	1921	1920	1921
	Assessed Value	Assessed Value	Taxes Levied	Taxes Levied
Real Estate .....	\$ 1,675,730	\$ 1,784,290	\$ 32,342	\$ 34,972
Personal Property .....	439,430	398,770	8,481	7,816
Public Utility Property .....	883,130	903,337	17,044	17,705
<b>Total</b> .....	<b>\$ 2,998,290</b>	<b>\$ 3,086,397</b>	<b>\$ 57,867</b>	<b>\$ 60,493</b>
PURPOSES	1920	1921	1920	1921
	Levy on each \$100	Levy on each \$100	Taxes Levied	Taxes Levied
State .....	10 cents	10 cents	\$ 2,998	\$ 3,086
State Virginia Debt .....	10	10	2,998	3,086
<b>Total State</b> .....	<b>20 cents</b>	<b>20 cents</b>	<b>\$ 5,996</b>	<b>\$ 6,172</b>
County, General .....	13 cents	15 cents	\$ 3,898	\$ 4,630
Main County Road .....	10	20	2,998	6,173
County Road and Bridge .....	10	.....	2,999	.....
District Road .....	15	15	4,497	4,629
District Road Bonds .....	42	40	12,593	12,346
<b>Total County and District</b> .....	<b>90 cents</b>	<b>90 cents</b>	<b>\$ 26,985</b>	<b>\$ 27,778</b>
High School Teachers .....	21 cents	22 cents	\$ 6,297	\$ 6,790
High School Maintenance Building .....	7	2	2,099	617
Elementary Teachers .....	40	40	11,993	12,346
Elementary Maintenance Building .....	10	12	2,998	3,704
New Building .....	.....	5	.....	1,543
School Bonds .....	5	5	1,499	1,543
<b>Total Schools</b> .....	<b>83 cents</b>	<b>86 cents</b>	<b>\$ 24,886</b>	<b>\$ 26,543</b>
<b>GRAND TOTAL</b> .....	<b>\$ 1.93</b>	<b>\$ 1.96</b>	<b>\$ 57,867</b>	<b>\$ 60,493</b>

Cameron District complete includes Tables 1 and 13.

**MARSHALL COUNTY—Table No. 2**  
**CLAY DISTRICT—(Outside of Moundsville Ind. District)**

CLASS OF PROPERTY	1920	1921	1920	1921
	Assessed Value	Assessed Value	Taxes Levied	Taxes Levied
Real Estate .....	\$ 1,098,760	\$ 1,223,220	\$ 15,712	\$ 21,651
Personal Property .....	240,930	236,010	3,445	4,178
Public Utility Property .....	1,335,530	1,345,707	19,098	23,819
<b>Total</b> .....	<b>\$ 2,675,220</b>	<b>\$ 2,804,937</b>	<b>\$ 38,255</b>	<b>\$ 49,648</b>
PURPOSES	1920	1921	1920	1921
	Levy on each \$100	Levy on each \$100	Taxes Levied	Taxes Levied
State .....	10 cents	10 cents	\$ 2,675	\$ 2,805
State Virginia Debt .....	10	10	2,675	2,805
<b>Total State</b> .....	<b>20 cents</b>	<b>20 cents</b>	<b>\$ 5,350</b>	<b>\$ 5,610</b>
County, General .....	13 cents	15 cents	\$ 3,478	\$ 4,207
Main County Road .....	10	20	2,675	5,610
County Road and Bridge .....	10	.....	2,675	.....
District Road .....	15	15	4,013	4,208
District Road Bonds .....	48	40	12,841	11,220
<b>Total County and District</b> .....	<b>96 cents</b>	<b>90 cents</b>	<b>\$ 25,682</b>	<b>\$ 25,245</b>
Elementary Teachers .....	21 cents	27 cents	\$ 5,618	\$ 7,573
Elementary Maintenance Building .....	6	10	1,605	2,805
New Building .....	.....	30	.....	8,415
<b>Total Schools</b> .....	<b>27 cents</b>	<b>67 cents</b>	<b>\$ 7,223</b>	<b>\$ 18,793</b>
<b>GRAND TOTAL</b> .....	<b>\$ 1.43</b>	<b>\$ 1.77</b>	<b>\$ 38,255</b>	<b>\$ 49,648</b>

Clay District complete includes Tables 2, 10 and 16.

## MARSHALL COUNTY—Table No. 3

## FRANKLIN DISTRICT

CLASS OF PROPERTY	1920 Assessed Value	1921 Assessed Value	1920 Taxes Levied	1921 Taxes Levied
Real Estate .....	\$ 1,958,780	\$ 2,236,040	\$ 29,969	\$ 29,069
Personal Property .....	476,190	459,180	7,286	5,969
Public Utility Property .....	1,021,988	1,094,938	15,636	14,234
<b>Total</b> .....	<b>\$ 3,456,958</b>	<b>\$ 3,790,158</b>	<b>\$ 52,891</b>	<b>\$ 49,272</b>
PURPOSES	1920 Levy on each \$100	1921 Levy on each \$100	1920 Taxes Levied	1921 Taxes Levied
State .....	10 cents	10 cents	\$ 3,457	\$ 3,790
State Virginia Debt .....	10	10	3,457	3,790
<b>Total State</b> .....	<b>20 cents</b>	<b>20 cents</b>	<b>\$ 6,914</b>	<b>\$ 7,580</b>
County, General .....	13 cents	15 cents	\$ 4,494	\$ 5,685
Main County Road .....	10	20	3,457	7,580
County Road and Bridge .....	10	.....	3,457	.....
District Road .....	15	15	5,185	5,686
<b>Total County and District</b> .....	<b>48 cents</b>	<b>50 cents</b>	<b>\$ 16,593</b>	<b>\$ 18,951</b>
Elementary Teachers .....	40 cents	35 cents	\$ 13,828	\$ 13,266
Elementary Maintenance Building .....	7	10	2,420	3,790
New Building .....	38	15	13,136	5,685
<b>Total Schools</b> .....	<b>85 cents</b>	<b>60 cents</b>	<b>\$ 29,384</b>	<b>\$ 22,741</b>
<b>GRAND TOTAL</b> .....	<b>\$ 1.53</b>	<b>\$ 1.30</b>	<b>\$ 52,891</b>	<b>\$ 49,272</b>

## MARSHALL COUNTY—Table No. 4

## LIBERTY DISTRICT

CLASS OF PROPERTY	1920 Assessed Value	1921 Assessed Value	1920 Taxes Levied	1921 Taxes Levied
Real Estate .....	\$ 1,750,100	\$ 1,904,710	\$ 18,726	\$ 20,952
Personal Property .....	495,930	508,940	5,306	5,598
Public Utility Property .....	2,485,225	2,363,749	26,592	26,001
<b>Total</b> .....	<b>\$ 4,731,255</b>	<b>\$ 4,777,399</b>	<b>\$ 50,624</b>	<b>\$ 52,551</b>
PURPOSES	1920 Levy on each \$100	1921 Levy on each \$100	1920 Taxes Levied	1921 Taxes Levied
State .....	10 cents	10 cents	\$ 4,731	\$ 4,777
State Virginia Debt .....	10	10	4,731	4,777
<b>Total State</b> .....	<b>20 cents</b>	<b>20 cents</b>	<b>\$ 9,462</b>	<b>\$ 9,554</b>
County, General .....	13 cents	15 cents	\$ 6,151	\$ 7,166
Main County Road .....	10	20	4,731	9,555
County Road and Bridge .....	10	.....	4,731	.....
District Road .....	15	15	7,097	7,166
<b>Total County and District</b> .....	<b>48 cents</b>	<b>50 cents</b>	<b>\$ 22,710</b>	<b>\$ 23,887</b>
High School Teachers .....	..... cents	1 cent	.....	\$ 478
Elementary Teachers .....	31	20	14,667	9,555
Elementary Maintenance Building .....	8	5	3,785	2,389
New Building .....	.....	14	.....	6,688
<b>Total Schools</b> .....	<b>39 cents</b>	<b>40 cents</b>	<b>\$ 18,452</b>	<b>\$ 19,110</b>
<b>GRAND TOTAL</b> .....	<b>\$ 1.07</b>	<b>\$ 1.10</b>	<b>\$ 50,624</b>	<b>\$ 52,551</b>

**MARSHALL COUNTY—Table No. 5**  
**MEADE DISTRICT**

CLASS OF PROPERTY	1920	1921	1920	1921
	Assessed Value	Assessed Value	Taxes Levied	Taxes Levied
Real Estate .....	\$ 1,488,740	\$ 1,609,030	\$ 22,927	\$ 25,423
Personal Property .....	555,580	485,730	8,556	7,674
Public Utility Property .....	968,130	960,415	14,909	15,174
<b>Total</b> .....	<b>\$ 3,012,450</b>	<b>\$ 3,055,175</b>	<b>\$ 46,392</b>	<b>\$ 48,271</b>
PURPOSES	1920	1921	1920	1921
	Levy on each \$100	Levy on each \$100	Taxes Levied	Taxes Levied
State .....	10 cents	10 cents	\$ 3,012	\$ 3,055
State Virginia Debt .....	10	10	3,013	3,055
<b>Total State</b> .....	<b>20 cents</b>	<b>20 cents</b>	<b>\$ 6,025</b>	<b>\$ 6,110</b>
County, General .....	13 cents	15 cents	\$ 3,916	\$ 4,583
Main County Road .....	10	20	3,012	6,110
County Road and Bridge .....	10	.....	3,013	.....
District Road .....	15	15	4,519	4,583
District Road Bonds .....	48	45	14,460	13,748
<b>Total County and District</b> .....	<b>96 cents</b>	<b>95 cents</b>	<b>\$ 28,920</b>	<b>\$ 29,024</b>
Elementary Teachers .....	28 cents	22 cents	\$ 8,435	\$ 6,721
Elementary Maintenance Building .....	10	.....	3,012	.....
New Building .....	.....	21	.....	6,416
<b>Total Schools</b> .....	<b>38 cents</b>	<b>43 cents</b>	<b>\$ 11,447</b>	<b>\$ 13,137</b>
<b>GRAND TOTAL</b> .....	<b>\$ 1.54</b>	<b>\$ 1.58</b>	<b>\$ 46,392</b>	<b>\$ 48,217</b>

**MARSHALL COUNTY—Table No. 6**  
**SAND HILL DISTRICT**

CLASS OF PROPERTY	1920	1921	1920	1921
	Assessed Value	Assessed Value	Taxes Levied	Taxes Levied
Real Estate .....	\$ 1,123,500	\$ 1,209,180	\$ 11,235	\$ 14,673
Personal Property .....	237,940	253,800	2,379	3,122
Public Utility Property .....	301,556	307,849	3,016	3,786
<b>Total</b> .....	<b>\$ 1,662,996</b>	<b>\$ 1,770,829</b>	<b>\$ 16,630</b>	<b>\$ 21,781</b>
PURPOSES	1920	1921	1920	1921
	Levy on each \$100	Levy on each \$100	Taxes Levied	Taxes Levied
State .....	10 cents	10 cents	\$ 1,663	\$ 1,771
State Virginia Debt .....	10	10	1,663	1,771
<b>Total State</b> .....	<b>20 cents</b>	<b>20 cents</b>	<b>\$ 3,326</b>	<b>\$ 3,542</b>
County, General .....	13 cents	15 cents	\$ 2,162	\$ 2,656
Main County Road .....	10	20	1,663	3,542
County Road and Bridge .....	10	.....	1,663	.....
District Road .....	15	15	2,494	2,656
<b>Total County and District</b> .....	<b>48 cents</b>	<b>50 cents</b>	<b>\$ 7,982</b>	<b>\$ 8,854</b>
High School Teachers .....	..... cents	2 cents	.....	\$ 354
Elementary Teachers .....	25	40	4,158	7,083
Elementary Maintenance Building .....	7	11	1,164	1,948
<b>Total Schools</b> .....	<b>32 cents</b>	<b>53 cents</b>	<b>\$ 5,322</b>	<b>\$ 9,385</b>
<b>GRAND TOTAL</b> .....	<b>\$ 1.00</b>	<b>\$ 1.23</b>	<b>\$ 16,630</b>	<b>\$ 21,781</b>



**MARSHALL COUNTY—Table No. 7**  
**UNION DISTRICT—(Outside of Benwood and McMechen Municipalities)**

CLASS OF PROPERTY	1920 Assessed Value	1921 Assessed Value	1920 Taxes Levied	1921 Taxes Levied
Real Estate.....	\$ 1,447,730	\$ 1,566,220	\$ 28,520	\$ 27,409
Personal Property.....	274,170	318,590	5,401	5,576
Public Utility Property.....	225,582	240,067	4,444	4,201
<b>Total.....</b>	<b>\$ 1,947,482</b>	<b>\$ 2,124,877</b>	<b>\$ 38,365</b>	<b>\$ 37,186</b>
PURPOSES	1920 Levy on each \$100	1921 Levy on each \$100	1920 Taxes Levied	1921 Taxes Levied
State.....	10 cents	10 cents	\$ 1,947	\$ 2,125
State Virginia Debt.....	10	10	1,948	2,125
<b>Total State.....</b>	<b>20 cents</b>	<b>20 cents</b>	<b>\$ 3,895</b>	<b>\$ 4,250</b>
County, General.....	13 cents	15 cents	\$ 2,532	\$ 3,187
Main County Road.....	10	20	1,947	4,250
County Road and Bridge.....	10	.....	1,948	.....
District Road.....	15	15	2,921	3,187
District Road Bonds.....	6	5	1,168	1,063
<b>Total County and District.....</b>	<b>54 cents</b>	<b>55 cents</b>	<b>\$ 10,516</b>	<b>\$ 11,687</b>
High School Teachers.....	26 cents	25 cents	\$ 5,063	\$ 5,312
High School Maintenance Building.....	20	15	3,895	3,187
Elementary Teachers.....	40	40	7,790	8,500
Elementary Maintenance Building.....	10	15	1,948	3,187
New Building.....	20	.....	3,895	.....
School Bonds.....	7	5	1,363	1,063
<b>Total Schools.....</b>	<b>\$ 1.23</b>	<b>\$ 1.00</b>	<b>\$ 23,954</b>	<b>\$ 21,249</b>
<b>GRAND TOTAL.....</b>	<b>\$ 1.97</b>	<b>\$ 1.75</b>	<b>\$ 38,365</b>	<b>\$ 37,186</b>

Union District complete includes Tables 7, 12 and 14.

**MARSHALL COUNTY—Table No. 8**  
**WASHINGTON DISTRICT—(Outside of Moundsville Ind. District)**

CLASS OF PROPERTY	1920 Assessed Value	1921 Assessed Value	1920 Taxes Levied	1921 Taxes Levied
Real Estate.....	\$ 1,513,720	\$ 1,724,310	\$ 21,646	\$ 28,451
Personal Property.....	638,210	751,470	9,126	12,399
Public Utility Property.....	774,179	746,285	11,071	12,314
<b>Total.....</b>	<b>\$ 2,926,109</b>	<b>\$ 3,222,065</b>	<b>\$ 41,843</b>	<b>\$ 53,164</b>
PURPOSES	1920 Levy on each \$100	1921 Levy on each \$100	1920 Taxes Levied	1921 Taxes Levied
State.....	10 cents	10 cents	\$ 2,926	\$ 3,222
State Virginia Debt.....	10	10	2,926	3,222
<b>Total State.....</b>	<b>20 cents</b>	<b>20 cents</b>	<b>\$ 5,852</b>	<b>\$ 6,444</b>
County, General.....	13 cents	15 cents	\$ 3,804	\$ 4,833
Main County Road.....	10	20	2,926	6,444
County Road and Bridge.....	10	.....	2,926	.....
District Road.....	15	15	4,389	4,833
<b>Total County and District.....</b>	<b>48 cents</b>	<b>50 cents</b>	<b>\$ 14,045</b>	<b>\$ 16,110</b>
High School Teachers.....	5 cents	5 cents	\$ 1,463	\$ 1,611
Elementary Teachers.....	40	40	11,705	12,888
Elementary Maintenance Building.....	10	10	2,926	3,222
New Building.....	20	40	5,852	12,889
<b>Total Schools.....</b>	<b>75 cents</b>	<b>95 cents</b>	<b>\$ 21,946</b>	<b>\$ 30,610</b>
<b>GRAND TOTAL.....</b>	<b>\$ 1.43</b>	<b>\$ 1.65</b>	<b>\$ 41,843</b>	<b>\$ 53,164</b>

Washington District complete includes Tables 8, 11 and 15.

**MARSHALL COUNTY—Table No. 9  
WEBSTER DISTRICT**

CLASS OF PROPERTY	1920	1921	1920	1921
	Assessed Value	Assessed Value	Taxes Levied	Taxes Levied
Real Estate .....	\$ 1,518,570	\$ 1,641,840	\$ 20,197	\$ 22,986
Personal Property.....	343,060	304,460	4,563	4,262
Public Utility Property.....	264,097	264,609	3,512	3,705
<b>Total.....</b>	<b>\$ 2,125,727</b>	<b>\$ 2,210,909</b>	<b>\$ 28,272</b>	<b>\$ 30,953</b>
PURPOSES	1920	1921	1920	1921
	Levy on each \$100	Levy on each \$100	Taxes Levied	Taxes Levied
State.....	10 cents	10 cents	\$ 2,126	\$ 2,211
State Virginia Debt.....	10	10	2,125	2,211
<b>Total State.....</b>	<b>20 cents</b>	<b>20 cents</b>	<b>\$ 4,251</b>	<b>\$ 4,422</b>
County, General.....	13 cents	15 cents	\$ 2,763	\$ 3,316
Main County Road.....	10	20	2,126	4,422
County Road and Bridge.....	10	.....	2,126	.....
District Road.....	15	15	3,189	3,317
<b>Total County and District.....</b>	<b>48 cents</b>	<b>50 cents</b>	<b>\$ 10,204</b>	<b>\$ 11,055</b>
Elementary Teachers.....	35 cents	40 cents	\$ 7,440	\$ 8,843
Elementary Maintenance Building.....	10	10	2,126	2,211
New Building.....	20	20	4,251	4,422
<b>Total Schools.....</b>	<b>65 cents</b>	<b>70 cents</b>	<b>\$ 13,817</b>	<b>\$ 15,476</b>
<b>GRAND TOTAL.....</b>	<b>\$ 1.33</b>	<b>\$ 1.40</b>	<b>\$ 28,272</b>	<b>\$ 30,953</b>

**MARSHALL COUNTY—Table No. 10  
MOUNDSVILLE IND. DISTRICT, CLAY DISTRICT—(Outside of Moundsville Municipality)**

CLASS OF PROPERTY	1920	1921	1920	1921
	Assessed Value	Assessed Value	Taxes Levied	Taxes Levied
Real Estate.....	\$ 60,260	\$ 70,580	\$ 1,380	\$ 1,574
Personal Property.....	74,650	74,470	1,709	1,661
Public Utility Property.....	.....	.....	.....	.....
<b>Total.....</b>	<b>\$ 134,910</b>	<b>\$ 145,050</b>	<b>\$ 3,089</b>	<b>\$ 3,235</b>
PURPOSES	1920	1921	1920	1921
	Levy on each \$100	Levy on each \$100	Taxes Levied	Taxes Levied
State.....	10 cents	10 cents	\$ 135	\$ 145
State Virginia Debt.....	10	10	135	145
<b>Total State.....</b>	<b>20 cents</b>	<b>20 cents</b>	<b>\$ 270</b>	<b>\$ 290</b>
County, General.....	13 cents	15 cents	\$ 175	\$ 218
Main County Road.....	10	20	135	290
County Road and Bridge.....	10	.....	135	.....
District Road.....	15	15	202	218
District Road Bonds.....	48	40	648	580
<b>Total County and District.....</b>	<b>96 cents</b>	<b>90 cents</b>	<b>\$ 1,295</b>	<b>\$ 1,306</b>
High School Teachers.....	22 cents	22 cents	\$ 297	\$ 319
High School Maintenance Building.....	12	10	162	145
Elementary Teachers.....	50	46	674	667
Elementary Maintenance Building.....	15	11	202	160
New Building.....	.....	11	.....	159
School Bonds.....	14	13	189	189
<b>Total Schools.....</b>	<b>\$ 1.13</b>	<b>\$ 1.13</b>	<b>\$ 1,524</b>	<b>\$ 1,639</b>
<b>GRAND TOTAL.....</b>	<b>\$ 2.29</b>	<b>\$ 2.23</b>	<b>\$ 3,089</b>	<b>\$ 3,235</b>

Moundsville Independent District complete includes Tables 10, 11, 15 and 16

MARSHALL COUNTY—Table No. 11  
MOUNDSVILLE IND. DISTRICT, WASHINGTON DISTRICT—(Outside  
of Moundsville Municipality)

CLASS OF PROPERTY	1920 Assessed Value	1921 Assessed Value	1920 Taxes Levied	1921 Taxes Levied
Real Estate.....	\$ 246,480	\$ 260,640	\$ 4,461	\$ 4,770
Personal Property.....	67,490	81,990	1,222	1,500
Public Utility Property.....	31,099	31,524	563	577
<b>Total.....</b>	<b>\$ 345,069</b>	<b>\$ 374,154</b>	<b>\$ 6,246</b>	<b>\$ 6,847</b>
PURPOSES	1920 Levy on each \$100	1921 Levy on each \$100	1920 Taxes Levied	1921 Taxes Levied
State.....	10 cents	10 cents	\$ 345	\$ 374
State Virginia Debt.....	10	10	345	374
<b>Total State.....</b>	<b>20 cents</b>	<b>20 cents</b>	<b>\$ 690</b>	<b>\$ 748</b>
County, General.....	13 cents	15 cents	\$ 449	\$ 561
Main County Road.....	10	20	345	748
County Road and Bridge.....	10	.....	345	.....
District Road.....	15	15	518	562
<b>Total County and District.....</b>	<b>48 cents</b>	<b>50 cents</b>	<b>\$ 1,657</b>	<b>\$ 1,871</b>
High School Teachers.....	22 cents	22 cents	\$ 759	\$ 823
High School Maintenance Building.....	12	10	414	374
Elementary Teachers.....	50	46	1,725	1,721
Elementary Maintenance Building.....	15	11	518	412
New Building.....	.....	11	.....	411
School Bonds.....	14	13	483	487
<b>Total Schools.....</b>	<b>\$ 1.13</b>	<b>\$ 1.13</b>	<b>\$ 3,899</b>	<b>\$ 4,228</b>
<b>GRAND TOTAL.....</b>	<b>\$ 1.81</b>	<b>\$ 1.83</b>	<b>\$ 6,246</b>	<b>\$ 6,847</b>

Moundsville Independent District complete includes Tables 10, 11, 15 and 16.

MARSHALL COUNTY—Table No. 12  
BENWOOD MUNICIPALITY, UNION DISTRICT

CLASS OF PROPERTY	1920 Assessed Value	1921 Assessed Value	1920 Taxes Levied	1921 Taxes Levied
Real Estate.....	\$ 3,397,720	\$ 3,653,090	\$ 78,827	\$ 76,715
Personal Property.....	2,709,440	4,091,920	62,859	85,930
Public Utility Property.....	3,235,371	3,068,978	75,061	64,449
<b>Total.....</b>	<b>\$ 9,342,531</b>	<b>\$ 10,813,988</b>	<b>\$ 216,747</b>	<b>\$ 227,094</b>
PURPOSES	1920 Levy on each \$100	1921 Levy on each \$100	1920 Taxes Levied	1921 Taxes Levied
State.....	10 cents	10 cents	\$ 9,342	\$ 10,814
State Virginia Debt.....	10	10	9,343	10,814
<b>Total State.....</b>	<b>20 cents</b>	<b>20 cents</b>	<b>\$ 18,685</b>	<b>\$ 21,628</b>
County, General.....	13 cents	15 cents	\$ 12,145	\$ 16,221
Main County Road.....	10	20	9,343	21,628
County Road and Bridge.....	10	.....	9,342	.....
District Road Bonds.....	6	5	5,806	5,407
<b>Total County and District.....</b>	<b>39 cents</b>	<b>40 cents</b>	<b>\$ 36,436</b>	<b>\$ 43,256</b>
High School Teachers.....	26 cents	25 cents	\$ 24,290	\$ 27,035
High School Maintenance Building.....	20	15	18,685	16,221
Elementary Teachers.....	40	40	37,370	43,256
Elementary Maintenance Building.....	10	15	9,343	16,221
New Building.....	20	.....	18,685	.....
School Bonds.....	7	5	6,540	5,407
<b>Total Schools.....</b>	<b>\$ 1.23</b>	<b>\$ 1.00</b>	<b>\$ 114,913</b>	<b>\$ 108,140</b>
Municipal General.....	50 cents	50 cents	\$ 46,713	\$ 54,070
<b>Total Municipal.....</b>	<b>50 cents</b>	<b>50 cents</b>	<b>\$ 46,713</b>	<b>\$ 54,070</b>
<b>GRAND TOTAL.....</b>	<b>\$ 2.32</b>	<b>\$ 2.10</b>	<b>\$ 216,747</b>	<b>\$ 227,094</b>

MARSHALL COUNTY—Table No. 13  
CAMERON MUNICIPALITY, CAMERON DISTRICT

CLASS OF PROPERTY	1920		1921	
	Assessed Value	Assessed Value	Taxes Levied	Taxes Levied
Real Estate.....	\$ 1,056,600	\$ 1,166,540	\$ 27,260	\$ 28,114
Personal Property.....	1,079,310	1,050,850	27,846	25,325
Public Utility Property.....	123,779	132,731	3,194	3,199
<b>Total.....</b>	<b>\$ 2,259,689</b>	<b>\$ 2,350,121</b>	<b>\$ 58,300</b>	<b>\$ 56,638</b>
PURPOSES	1920		1921	
	Levy on each \$100	Levy on each \$100	Taxes Levied	Taxes Levied
State.....	10 cents	10 cents	\$ 2,260	\$ 2,350
State Virginia Debt.....	10	10	2,259	2,350
<b>Total State.....</b>	<b>20 cents</b>	<b>20 cents</b>	<b>\$ 4,519</b>	<b>\$ 4,700</b>
County, General.....	13 cents	15 cents	\$ 2,938	\$ 3,525
Main County Road.....	10	20	2,260	4,700
County Road and Bridge.....	10	.....	2,259	.....
District Road Bonds.....	42	40	9,491	9,401
<b>Total County and District.....</b>	<b>75 cents</b>	<b>75 cents</b>	<b>\$ 16,948</b>	<b>\$ 17,626</b>
High School Teachers.....	21 cents	22 cents	\$ 4,745	\$ 5,170
High School Maintenance Building.....	7	2	1,582	470
Elementary Teachers.....	40	40	9,039	9,401
Elementary Maintenance Building.....	10	12	2,260	2,820
New Building.....	.....	5	.....	1,175
Sub-District Extension.....	25	10	5,649	2,350
School Bonds.....	5	5	1,130	1,175
<b>Total Schools.....</b>	<b>\$ 1.08</b>	<b>96 cents</b>	<b>\$ 24,405</b>	<b>\$ 22,561</b>
Municipal General.....	50 cents	50 cents	\$ 11,298	\$ 11,751
Municipal Bonds.....	5	.....	1,130	.....
<b>Total Municipal.....</b>	<b>55 cents</b>	<b>50 cents</b>	<b>\$ 12,428</b>	<b>\$ 11,751</b>
<b>GRAND TOTAL.....</b>	<b>\$ 2.58</b>	<b>\$ 2.41</b>	<b>\$ 58,300</b>	<b>\$ 56,638</b>

MARSHALL COUNTY—Table No. 14  
McMECHEN MUNICIPALITY, UNION DISTRICT

CLASS OF PROPERTY	1920		1921	
	Assessed Value	Assessed Value	Taxes Levied	Taxes Levied
Real Estate.....	\$ 1,386,800	\$ 1,428,870	\$ 32,174	\$ 30,006
Personal Property.....	279,660	307,380	6,488	6,455
Public Utility Property.....	497,066	464,930	11,532	9,764
<b>Total.....</b>	<b>\$ 2,163,526</b>	<b>\$ 2,201,180</b>	<b>\$ 50,194</b>	<b>\$ 46,225</b>
PURPOSES	1920		1921	
	Levy on each \$100	Levy on each \$100	Taxes Levied	Taxes Levied
State.....	10 cents	10 cents	\$ 2,163	\$ 2,201
State Virginia Debt.....	10	10	2,164	2,201
<b>Total State.....</b>	<b>20 cents</b>	<b>20 cents</b>	<b>\$ 4,327</b>	<b>\$ 4,402</b>
County, General.....	13 cents	15 cents	\$ 2,813	\$ 3,302
Main County Road.....	10	20	2,163	4,402
County Road and Bridge.....	10	.....	2,164	.....
District Road Bonds.....	6	5	1,298	1,101
<b>Total County and District.....</b>	<b>39 cents</b>	<b>40 cents</b>	<b>\$ 8,438</b>	<b>\$ 8,805</b>
High School Teachers.....	26 cents	25 cents	\$ 5,625	\$ 5,503
High School Maintenance Building.....	20	15	4,327	3,302
Elementary Teachers.....	40	40	8,654	8,805
Elementary Maintenance Building.....	10	15	2,164	3,302
New Building.....	20	.....	4,327	.....
School Bonds.....	7	5	1,514	1,100
<b>Total Schools.....</b>	<b>\$ 1.23</b>	<b>\$ 1.00</b>	<b>\$ 26,611</b>	<b>\$ 22,012</b>
Municipal General.....	40 cents	40 cents	\$ 8,654	\$ 8,805
Municipal Bonds.....	10	10	2,164	2,201
<b>Total Municipal.....</b>	<b>50 cents</b>	<b>50 cents</b>	<b>\$ 10,818</b>	<b>\$ 11,006</b>
<b>GRAND TOTAL.....</b>	<b>\$ 2.32</b>	<b>\$ 2.10</b>	<b>\$ 50,194</b>	<b>\$ 46,225</b>

## MARSHALL COUNTY—Table No. 15

MOUNDSVILLE MUNICIPALITY, MOUNDSVILLE IND. DISTRICT,  
WASHINGTON DISTRICT

CLASS OF PROPERTY	1920		1921	
	Assessed Value	Assessed Value	Taxes Levied	Taxes Levied
Real Estate.....	\$ 4,837,470	\$ 5,164,100	\$ 109,327	\$ 117,741
Personal Property.....	2,613,010	2,856,170	59,054	65,121
Public Utility Property.....	820,345	789,287	18,540	17,996
<b>Total.....</b>	<b>\$ 8,270,825</b>	<b>\$ 8,809,557</b>	<b>\$ 186,921</b>	<b>\$ 200,850</b>
PURPOSES	1920		1921	
	Levy on each \$100	Levy on each \$100	Taxes Levied	Taxes Levied
State.....	10 cents	10 cents	\$ 8,271	\$ 8,810
State Virginia Debt.....	10	10	8,271	8,810
<b>Total State.....</b>	<b>20 cents</b>	<b>20 cents</b>	<b>\$ 16,542</b>	<b>\$ 17,620</b>
County, General.....	13 cents	15 cents	\$ 10,752	\$ 13,214
Main County Road.....	10	20	8,271	17,619
County Road and Bridge.....	10	.....	8,271	.....
<b>Total County and District.....</b>	<b>33 cents</b>	<b>35 cents</b>	<b>\$ 27,294</b>	<b>\$ 30,833</b>
High School Teachers.....	22 cents	22 cents	\$ 18,196	\$ 19,381
High School Maintenance Building.....	12	10	9,925	8,810
Elementary Teachers.....	50	46	41,354	40,524
Elementary Maintenance Building.....	15	11	12,406	9,691
New Building.....	.....	11	.....	9,690
School Bonds.....	14	13	11,579	11,452
<b>Total Schools.....</b>	<b>\$ 1.13</b>	<b>\$ 1.13</b>	<b>\$ 93,460</b>	<b>\$ 99,548</b>
Municipal General.....	35 cents	35 cents	\$ 28,948	\$ 30,833
Municipal Bonds.....	23½	23½	19,436	20,703
Public Library.....	1½	1½	1,241	1,321
<b>Total Municipal.....</b>	<b>60 cents</b>	<b>60 cents</b>	<b>\$ 49,625</b>	<b>\$ 52,857</b>
<b>GRAND TOTAL.....</b>	<b>\$ 2.26</b>	<b>\$ 2.28</b>	<b>\$ 186,921</b>	<b>\$ 200,858</b>

Moundsville Independent District complete includes Tables 10, 11, 15 and 16.  
Moundsville Municipality complete includes Tables 15 and 16.

**MARSHALL COUNTY—Table No. 16**  
**MOUNDSVILLE MUNICIPALITY, MOUNDSVILLE IND. DISTRICT,**  
**CLAY DISTRICT**

CLASS OF PROPERTY	1920	1921	1920	1921
	Assessed Value	Assessed Value	Taxes Levied	Taxes Levied
Real Estate.....	\$ 912,590	\$ 981,600	\$ 25,005	\$ 26,307
Personal Property.....	225,170	259,780	6,170	6,962
Public Utility Property.....				
<b>Total.....</b>	<b>\$ 1,137,760</b>	<b>\$ 1,241,380</b>	<b>\$ 31,175</b>	<b>\$ 33,269</b>
PURPOSES	1920	1921	1920	1921
	Levy on each \$100	Levy on each \$100	Taxes Levied	Taxes Levied
State.....	10 cents	10 cents	\$ 1,138	\$ 1,241
State Virginia Debt.....	10	10	1,138	1,241
<b>Total State.....</b>	<b>20 cents</b>	<b>20 cents</b>	<b>\$ 2,276</b>	<b>\$ 2,482</b>
County, General.....	13 cents	15 cents	\$ 1,479	\$ 1,862
Main County Road.....	10	20	1,138	2,483
County Road and Bridge.....	10		1,137	
District Road Bonds.....	48	40	5,461	4,966
<b>Total County and District.....</b>	<b>81 cents</b>	<b>75 cents</b>	<b>\$ 9,215</b>	<b>\$ 9,311</b>
High School Teachers.....	22 cents	22 cents	\$ 2,503	\$ 2,731
High School Maintenance Building.....	12	10	1,365	1,242
Elementary Teachers.....	50	46	5,689	5,710
Elementary Maintenance Building.....	15	11	1,707	1,366
New Building.....		11		1,365
School Bonds.....	14	13	1,593	1,614
<b>Total Schools.....</b>	<b>\$ 1.13</b>	<b>\$ 1.13</b>	<b>\$ 12,857</b>	<b>\$ 14,028</b>
Municipal General.....	35 cents	35 cents	\$ 3,982	\$ 4,345
Municipal Bonds.....	23½	23½	2,674	2,917
Public Library.....	1½	1½	171	186
<b>Total Municipal.....</b>	<b>60 cents</b>	<b>60 cents</b>	<b>\$ 6,827</b>	<b>\$ 7,448</b>
<b>GRAND TOTAL.....</b>	<b>\$ 2.74</b>	<b>\$ 2.68</b>	<b>\$ 31,175</b>	<b>\$ 33,269</b>

Moundsville Independent District complete includes Tables 10, 11, 15 and 16.  
Moundsville Municipality complete includes Tables 15 and 16.

RECAPITULATION OF MARSHALL COUNTY  
ASSESSED VALUE

Class of Property	1920			1921		
	Districts	Municipalities	Total	Districts	Municipalities	Total
Real Estate.....	\$ 13,882,370	\$ 11,591,180	\$ 25,473,550	\$ 15,230,060	\$ 12,394,200	\$ 27,624,260
Personal Property.....	3,843,580	6,906,590	10,750,170	3,873,410	8,566,100	12,439,510
Public Utility Property.....	8,290,516	4,676,561	12,967,077	8,258,480	4,465,928	12,714,406
<b>Total.....</b>	<b>\$ 26,016,466</b>	<b>\$ 23,174,331</b>	<b>\$ 49,190,797</b>	<b>\$ 27,361,950</b>	<b>\$ 25,416,228</b>	<b>\$ 52,778,176</b>

TAXES LEVIED

Purposes	1920			1921		
	Districts	Municipalities	Total	Districts	Municipalities	Total
State.....	\$ 26,015	\$ 23,174	\$ 49,189	\$ 27,361	\$ 25,416	\$ 52,777
State Virginia Debt.....	26,016	23,175	49,191	27,361	25,416	52,777
<b>Total State.....</b>	<b>\$ 52,031</b>	<b>\$ 46,349</b>	<b>\$ 98,380</b>	<b>\$ 54,722</b>	<b>\$ 50,832</b>	<b>\$ 105,554</b>
County, General.....	\$ 33,822	\$ 30,127	\$ 63,949	\$ 41,042	\$ 38,124	\$ 79,166
Main County Road.....	26,015	23,175	49,190	54,724	50,832	105,556
County Road and Bridge.....	26,018	23,173	49,191			
District Road.....	39,024		39,024	41,045		41,045
District Road Bonds.....	41,710	21,856	63,566	38,957	20,875	59,832
<b>Total County and District.....</b>	<b>\$ 166,589</b>	<b>\$ 98,331</b>	<b>\$ 264,920</b>	<b>\$ 175,768</b>	<b>\$ 109,831</b>	<b>\$ 285,599</b>
High School Teachers.....	\$ 13,879	\$ 55,359	\$ 69,238	\$ 15,687	\$ 59,820	\$ 75,507
High School Maint. Bldg.....	6,570	35,884	42,454	4,323	30,045	34,368
Elementary Teachers.....	88,033	102,106	190,139	89,163	107,696	196,859
Elementary Maint. Bldg.....	22,704	27,880	50,584	23,828	33,400	57,228
New Building.....	27,134	23,012	50,146	46,628	12,230	58,858
Sub-District Extension.....		5,649	5,649		2,350	2,350
School Bonds.....	3,534	22,356	25,890	3,282	20,748	24,030
<b>Total Schools.....</b>	<b>\$ 161,854</b>	<b>\$ 272,246</b>	<b>\$ 434,100</b>	<b>\$ 182,911</b>	<b>\$ 266,289</b>	<b>\$ 449,200</b>
Municipal General.....	\$ .....	\$ 99,595	\$ 99,595	\$ .....	\$ 109,804	\$ 109,804
Municipal Bonds.....		25,404	25,404		25,821	25,821
Public Library.....		1,412	1,412		1,507	1,507
<b>Total Municipal.....</b>	<b>\$ .....</b>	<b>\$ 126,411</b>	<b>\$ 126,411</b>	<b>\$ .....</b>	<b>\$ 137,132</b>	<b>\$ 137,132</b>
<b>GRAND TOTAL.....</b>	<b>\$ 380,474</b>	<b>\$ 543,337</b>	<b>\$ 923,811</b>	<b>\$ 413,401</b>	<b>\$ 564,084</b>	<b>\$ 977,485</b>
Total Average Rate of Levy on Each \$100.....	\$ 1.462	\$ 2.345	\$ 1.878	\$ 1.511	\$ 2.219	\$ 1.852
<b>For All Purpo es</b>						
On Real Estate.....	\$ 207,115	\$ 272,593	\$ 479,708	\$ 232,130	\$ 278,883	\$ 511,013
On Personal Property.....	57,474	162,417	219,891	59,755	189,793	249,548
On Public Utility Property.....	115,885	108,327	224,212	121,516	95,408	216,924
<b>Total.....</b>	<b>\$ 380,474</b>	<b>\$ 543,337</b>	<b>\$ 923,811</b>	<b>\$ 413,401</b>	<b>\$ 564,084</b>	<b>\$ 977,485</b>

MASON COUNTY—Table No. 1  
ARBUCKLE DISTRICT

CLASS OF PROPERTY	1920	1921	1920	1921
	Assessed Value	Assessed Value	Taxes Levied	Taxes Levied
Real Estate.....	\$ 840,915	\$ 841,150	\$ 12,614	\$ 13,374
Personal Property.....	313,030	345,980	4,695	5,502
Public Utility Property.....	12,443	16,427	187	261
Total.....	\$ 1,166,388	\$ 1,203,557	\$ 17,496	\$ 19,137
PURPOSES	1920	1921	1920	1921
	Levy on each \$100	Levy on each \$100	Taxes Levied	Taxes Levied
State.....	10 cents	10 cents	\$ 1,166	\$ 1,204
State Virginia Debt.....	10	10	1,167	1,204
Total State.....	20 cents	20 cents	\$ 2,333	\$ 2,408
County, General.....	30 cents	30 cents	\$ 3,499	\$ 3,611
Main County Road.....	25	25	2,916	3,009
County Road and Bridge.....	10	.....	1,166	.....
District Road.....	15	15	1,750	1,805
Total County and District.....	80 cents	70 cents	\$ 9,331	\$ 8,425
High School Teachers.....	..... cents	5 cents	.....	\$ 602
Elementary Teachers.....	40	40	4,666	4,814
Elementary Maintenance Building.....	10	15	1,166	1,805
New Building.....	.....	9	.....	1,083
Total Schools.....	50 cents	69 cents	\$ 5,832	\$ 8,304
GRAND TOTAL.....	\$ 1.50	\$ 1.59	\$ 17,496	\$ 19,137

MASON COUNTY—Table No. 2  
CLEDENIN DISTRICT—(Outside Henderson Municipality)

CLASS OF PROPERTY	1920	1921	1920	1921
	Assessed Value	Assessed Value	Taxes Levied	Taxes Levied
Real Estate.....	\$ 994,030	\$ 995,610	\$ 15,904	\$ 13,939
Personal Property.....	486,990	383,745	7,792	5,372
Public Utility Property.....	674,724	676,828	10,795	9,475
Total.....	\$ 2,155,744	\$ 2,056,183	\$ 34,491	\$ 28,786
PURPOSES	1920	1921	1920	1921
	Levy on each \$100	Levy on each \$100	Taxes Levied	Taxes Levied
State.....	10 cents	10 cents	\$ 2,155	\$ 2,056
State Virginia Debt.....	10	10	2,156	2,056
Total State.....	20 cents	20 cents	\$ 4,311	\$ 4,112
County, General.....	30 cents	30 cents	\$ 6,467	\$ 6,169
Main County Road.....	25	25	5,389	5,140
County Road and Bridge.....	10	.....	2,156	.....
District Road.....	15	15	3,234	3,084
Total County and District.....	80 cents	70 cents	\$ 17,246	\$ 14,393
Elementary Teachers.....	40 cents	40 cents	\$ 8,623	\$ 8,225
Elementary Maintenance Building.....	10	5	2,156	1,028
New Building.....	10	5	2,155	1,028
Total Schools.....	60 cents	50 cents	\$ 12,934	\$ 10,281
GRAND TOTAL.....	\$ 1.60	\$ 1.40	\$ 34,491	\$ 28,786

Cledenin District complete includes Tables 2 and 14.



**MASON COUNTY—Table No. 3**  
**COLOGNE DISTRICT—(Outside of Leon Municipality)**

CLASS OF PROPERTY	1920	1921	1920	1921
	Assessed Value	Assessed Value	Taxes Levied	Taxes Levied
Real Estate.....	\$ 294,030	\$ 293,855	\$ 4,528	\$ 4,555
Personal Property.....	159,920	141,120	2,463	2,187
Public Utility Property.....	157,484	153,446	2,425	2,378
<b>Total.....</b>	<b>\$ 611,434</b>	<b>\$ 588,421</b>	<b>\$ 9,416</b>	<b>\$ 9,120</b>
PURPOSES	1920	1921	1920	1921
	Levy on each \$100	Levy on each \$100	Taxes Levied	Taxes Levied
State.....	10 cents	10 cents	\$ 611	\$ 588
State Virginia Debt.....	10	10	612	588
<b>Total State.....</b>	<b>20 cents</b>	<b>20 cents</b>	<b>\$ 1,223</b>	<b>\$ 1,176</b>
County, General.....	30 cents	30 cents	\$ 1,834	\$ 1,765
Main County Road.....	25	25	1,529	1,471
County Road and Bridge.....	10	.....	611	.....
District Road.....	15	15	917	883
<b>Total County and District.....</b>	<b>80 cents</b>	<b>70 cents</b>	<b>\$ 4,891</b>	<b>\$ 4,119</b>
High School Teachers.....	4 cents	2 cents	\$ 245	\$ 118
Elementary Teachers.....	40	40	2,446	2,354
Elementary Maintenance Building.....	10	15	611	882
New Building.....	.....	8	.....	471
<b>Total Schools.....</b>	<b>54 cents</b>	<b>65 cents</b>	<b>\$ 3,302</b>	<b>\$ 3,825</b>
<b>GRAND TOTAL.....</b>	<b>\$ 1.54</b>	<b>\$ 1.55</b>	<b>\$ 9,416</b>	<b>\$ 9,120</b>

Cologne District complete includes Tables 3 and 15.

**MASON COUNTY—Table No. 4**  
**COOPER DISTRICT**

CLASS OF PROPERTY	1920	1921	1920	1921
	Assessed Value	Assessed Value	Taxes Levied	Taxes Levied
Real Estate.....	\$ 570,115	\$ 566,890	\$ 11,231	\$ 10,940
Personal Property.....	232,580	177,305	4,582	3,422
Public Utility Property.....	482,178	475,295	9,499	9,173
<b>Total.....</b>	<b>\$ 1,284,873</b>	<b>\$ 1,219,490</b>	<b>\$ 25,312</b>	<b>\$ 23,535</b>
PURPOSES	1920	1921	1920	1921
	Levy on each \$100	Levy on each \$100	Taxes Levied	Taxes Levied
State.....	10 cents	10 cents	\$ 1,285	\$ 1,219
State Virginia Debt.....	10	10	1,285	1,219
<b>Total State.....</b>	<b>20 cents</b>	<b>20 cents</b>	<b>\$ 2,570</b>	<b>\$ 2,438</b>
County, General.....	30 cents	30 cents	\$ 3,855	\$ 3,658
Main County Road.....	25	25	3,212	3,049
County Road and Bridge.....	10	.....	1,285	.....
District Road.....	15	15	1,927	1,829
District Road Bonds.....	45	45	5,782	5,488
<b>Total County and District.....</b>	<b>\$ 1.25</b>	<b>\$ 1.15</b>	<b>\$ 16,061</b>	<b>\$ 14,024</b>
High School Teachers.....	2 cents	3 cents	\$ 257	\$ 366
Elementary Teachers.....	40	40	5,139	4,878
Elementary Maintenance Building.....	10	15	1,285	1,829
<b>Total Schools.....</b>	<b>52 cents</b>	<b>58 cents</b>	<b>\$ 6,681</b>	<b>\$ 7,073</b>
<b>GRAND TOTAL.....</b>	<b>\$ 1.97</b>	<b>\$ 1.93</b>	<b>\$ 25,312</b>	<b>\$ 23,535</b>

**MASON COUNTY—Table No. 5**  
**GRAHAM DISTRICT—(Outside of Municipality of Hartford)**

CLASS OF PROPERTY	1920	1921	1920	1921
	Assessed Value	Assessed Value	Taxes Levied	Taxes Levied
Real Estate.....	\$ 607,230	\$ 620,445	\$ 14,209	\$ 14,332
Personal Property.....	187,070	219,070	4,377	5,061
Public Utility Property.....	417,037	413,430	9,759	9,550
<b>Total.....</b>	<b>\$ 1,211,337</b>	<b>\$ 1,252,945</b>	<b>\$ 28,345</b>	<b>\$ 28,943</b>
PURPOSES	1920	1921	1920	1921
	Levy on each \$100	Levy on each \$100	Taxes Levied	Taxes Levied
State.....	10 cents	10 cents	\$ 1,211	\$ 1,253
State Virginia Debt.....	10	10	1,211	1,253
<b>Total State.....</b>	<b>20 cents</b>	<b>20 cents</b>	<b>\$ 2,422</b>	<b>\$ 2,506</b>
County, General.....	30 cents	30 cents	\$ 3,634	\$ 3,759
Main County Road.....	25	25	3,028	3,132
County Road and Bridge.....	10	.....	1,212	.....
District Road.....	15	15	1,817	1,880
District Road Bonds.....	45	45	5,451	5,638
<b>Total County and District.....</b>	<b>\$ 1.25</b>	<b>\$ 1.15</b>	<b>\$ 15,142</b>	<b>\$ 14,409</b>
High School Teachers.....	25 cents	25 cents	\$ 3,028	\$ 3,132
High School Maintenance Building.....	3	5	363	627
Elementary Teachers.....	40	40	4,845	5,012
Elementary Maintenance Building.....	10	15	1,212	1,879
School Bonds.....	11	11	1,333	1,378
<b>Total Schools.....</b>	<b>89 cents</b>	<b>96 cents</b>	<b>\$ 10,781</b>	<b>\$ 12,028</b>
<b>GRAND TOTAL.....</b>	<b>\$ 2.34</b>	<b>\$ 2.31</b>	<b>\$ 28,345</b>	<b>\$ 28,943</b>

Graham District complete includes Tables 5 and 12.

**MASON COUNTY—Table No. 6**  
**HANNAN DISTRICT**

CLASS OF PROPERTY	1920	1921	1920	1921
	Assessed Value	Assessed Value	Taxes Levied	Taxes Levied
Real Estate.....	\$ 611,275	\$ 618,695	\$ 11,003	\$ 9,590
Personal Property.....	313,420	297,530	5,642	4,612
Public Utility Property.....	376,356	375,906	6,774	5,826
<b>Total.....</b>	<b>\$ 1,301,051</b>	<b>\$ 1,292,131</b>	<b>\$ 23,419</b>	<b>\$ 20,028</b>
PURPOSES	1920	1921	1920	1921
	Levy on each \$100	Levy on each \$100	Taxes Levied	Taxes Levied
State.....	10 cents	10 cents	\$ 1,301	\$ 1,292
State Virginia Debt.....	10	10	1,301	1,292
<b>Total State.....</b>	<b>20 cents</b>	<b>20 cents</b>	<b>\$ 2,602</b>	<b>\$ 2,584</b>
County, General.....	30 cents	30 cents	\$ 3,903	\$ 3,876
Main County Road.....	25	25	3,253	3,230
County Road and Bridge.....	10	.....	1,301	.....
District Road.....	25	25	3,253	3,231
<b>Total County and District.....</b>	<b>90 cents</b>	<b>80 cents</b>	<b>\$ 11,710</b>	<b>\$ 10,337</b>
Elementary Teachers.....	40 cents	40 cents	\$ 5,204	\$ 5,169
Elementary Maintenance Building.....	10	15	1,301	1,938
New Building.....	20	.....	2,602	.....
<b>Total Schools.....</b>	<b>70 cents</b>	<b>55 cents</b>	<b>\$ 9,107</b>	<b>\$ 7,107</b>
<b>GRAND TOTAL.....</b>	<b>\$ 1.80</b>	<b>\$ 1.55</b>	<b>\$ 23,419</b>	<b>\$ 20,028</b>

**MASON COUNTY—Table No. 7**  
**LEWIS DISTRICT—(Outside Municipality of Pt. Pleasant)**

CLASS OF PROPERTY	1920 Assessed Value	1921 Assessed Value	1920 Taxes Levied	1921 Taxes Levied
Real Estate.....	\$ 260,985	\$ 261,850	\$ 5,585	\$ 5,394
Personal Property.....	80,295	63,440	1,718	1,307
Public Utility Property.....	163,348	164,242	3,496	3,383
<b>Total.....</b>	<b>\$ 504,628</b>	<b>\$ 489,532</b>	<b>\$ 10,799</b>	<b>\$ 10,084</b>
PURPOSES	1920 Levy on each \$100	1921 Levy on each \$100	1920 Taxes Levied	1921 Taxes Levied
State.....	10 cents	10 cents	\$ 505	\$ 489
State Virginia Debt.....	10	10	504	489
<b>Total State.....</b>	<b>20 cents</b>	<b>20 cents</b>	<b>\$ 1,009</b>	<b>\$ 978</b>
County, General.....	30 cents	30 cents	\$ 1,514	\$ 1,469
Main County Road.....	25	25	1,262	1,224
County Road and Bridge.....	10	.....	505	.....
District Road.....	15	15	757	734
District Road Bonds.....	44	44	2,220	2,154
<b>Total County and District.....</b>	<b>\$ 1.24</b>	<b>\$ 1.14</b>	<b>\$ 6,258</b>	<b>\$ 5,581</b>
High School Teachers.....	20 cents	12 cents	\$ 1,009	\$ 588
Elementary Teachers.....	40	40	2,019	1,958
Elementary Maintenance Building.....	10	10	504	489
New Building.....	.....	10	.....	490
<b>Total Schools.....</b>	<b>70 cents</b>	<b>72 cents</b>	<b>\$ 3,532</b>	<b>\$ 3,525</b>
<b>GRAND TOTAL.....</b>	<b>\$ 2.14</b>	<b>\$ 2.06</b>	<b>\$ 10,799</b>	<b>\$ 10,084</b>

Lewis District complete includes Tables 7, 17 and 18.

**MASON COUNTY—Table No. 8**  
**ROBINSON DISTRICT**

CLASS OF PROPERTY	1920 Assessed Value	1921 Assessed Value	1920 Taxes Levied	1921 Taxes Levied
Real Estate.....	\$ 711,610	\$ 671,750	\$ 9,749	\$ 9,337
Personal Property.....	326,805	291,050	4,477	4,046
Public Utility Property.....	350,773	352,732	4,806	4,903
<b>Total.....</b>	<b>\$ 1,389,188</b>	<b>\$ 1,315,532</b>	<b>\$ 19,032</b>	<b>\$ 18,286</b>
PURPOSES	1920 Levy on each \$100	1921 Levy on each \$100	1920 Taxes Levied	1921 Taxes Levied
State.....	10 cents	10 cents	\$ 1,389	\$ 1,316
State Virginia Debt.....	10	10	1,389	1,316
<b>Total State.....</b>	<b>20 cents</b>	<b>20 cents</b>	<b>\$ 2,778</b>	<b>\$ 2,632</b>
County, General.....	30 cents	30 cents	\$ 4,168	\$ 3,946
Main County Road.....	25	25	3,473	3,289
County Road and Bridge.....	10	.....	1,389	.....
District Road.....	15	15	2,084	1,973
<b>Total County and District.....</b>	<b>80 cents</b>	<b>70 cents</b>	<b>\$ 11,114</b>	<b>\$ 9,208</b>
High School Teachers.....	..... cents	3 cents	.....	\$ 395
Elementary Teachers.....	30	40	4,168	5,282
Elementary Maintenance Building.....	7	5	972	658
New Building.....	.....	1	.....	131
<b>Total Schools.....</b>	<b>37 cents</b>	<b>49 cents</b>	<b>\$ 5,140</b>	<b>\$ 6,446</b>
<b>GRAND TOTAL.....</b>	<b>\$ 1.37</b>	<b>\$ 1.39</b>	<b>\$ 19,032</b>	<b>\$ 18,286</b>

MASON COUNTY—Table No. 9  
UNION DISTRICT

CLASS OF PROPERTY	1920	1921	1920	1921
	Assessed Value	Assessed Value	Taxes Levied	Taxes Levied
Real Estate.....	\$ 475,650	\$ 476,575	\$ 8,086	\$ 7,959
Personal Property.....	239,565	251,720	4,072	4,204
Public Utility Property.....	251,146	249,407	4,270	4,165
Total.....	\$ 966,361	\$ 977,702	\$ 16,428	\$ 16,328
PURPOSES	1920	1921	1920	1921
	Levy on each \$100	Levy on each \$100	Taxes Levied	Taxes Levied
State.....	10 cents	10 cents	\$ 966	\$ 978
State Virginia Debt.....	10	10	966	978
Total State.....	20 cents	20 cents	\$ 1,932	\$ 1,956
County, General.....	30 cents	30 cents	\$ 2,899	\$ 2,933
Main County Road.....	25	25	2,416	2,444
County Road and Bridge.....	10	.....	966	.....
District Road.....	15	15	1,450	1,467
Total County and District.....	80 cents	70 cents	\$ 7,731	\$ 6,844
High School Teachers.....	..... cents	2 cents	.....	\$ 195
Elementary Teachers.....	40	40	3,866	3,911
Elementary Maintenance Building.....	10	15	966	1,467
New Building.....	20	20	1,933	1,955
Total Schools.....	70 cents	77 cents	\$ 6,765	\$ 7,528
GRAND TOTAL.....	\$ 1.70	\$ 1.67	\$ 16,428	\$ 16,328

MASON COUNTY—Table No. 10  
WAGGENER DISTRICT—(Outside of Mason Ind. District)

CLASS OF PROPERTY	1920	1921	1920	1921
	Assessed Value	Assessed Value	Taxes Levied	Taxes Levied
Real Estate.....	\$ 441,435	\$ 445,770	\$ 8,829	\$ 8,692
Personal Property.....	161,815	138,505	3,236	2,701
Public Utility Property.....	286,562	290,623	5,731	5,667
Total.....	\$ 889,812	\$ 874,898	\$ 17,796	\$ 17,060
PURPOSES	1920	1921	1920	1921
	Levy on each \$100	Levy on each \$100	Taxes Levied	Taxes Levied
State.....	10 cents	10 cents	\$ 890	\$ 875
State Virginia Debt.....	10	10	890	875
Total State.....	20 cents	20 cents	\$ 1,780	\$ 1,750
County, General.....	30 cents	30 cents	\$ 2,669	\$ 2,625
Main County Road.....	25	25	2,224	2,187
County Road and Bridge.....	10	.....	890	.....
District Road.....	15	15	1,335	1,312
District Road Bonds.....	45	45	4,004	3,937
Total County and District.....	\$ 1.25	\$ 1.15	\$ 11,122	\$ 10,061
High School Teachers.....	5 cents	5 cents	\$ 445	\$ 437
Elementary Teachers.....	40	40	3,559	3,500
Elementary Maintenance Building.....	10	15	890	1,312
Total Schools.....	55 cents	60 cents	\$ 4,894	\$ 5,249
GRAND TOTAL.....	\$ 2.00	\$ 1.95	\$ 17,796	\$ 17,060

Waggener District complete includes Tables 10, 11 and 16.

**MASON COUNTY—Table No. 11**  
**MASON IND. DISTRICT, WAGGENER DISTRICT—(Outside of Mason Municipality)**

CLASS OF PROPERTY	1920	1921	1920	1921
	Assessed Value	Assessed Value	Taxes Levied	Taxes Levied
Real Estate.....	\$ 97,180	\$ 94,940	\$ 2,293	\$ 2,468
Personal Property.....	26,035	29,620	615	770
Public Utility Property.....	92,624	91,775	2,186	2,386
<b>Total.....</b>	<b>\$ 215,839</b>	<b>\$ 216,335</b>	<b>\$ 5,094</b>	<b>\$ 5,624</b>
PURPOSES	1920	1921	1920	1921
	Levy on each \$100	Levy on each \$100	Taxes Levied	Taxes Levied
State.....	10 cents	10 cents	\$ 216	\$ 216
State Virginia Debt.....	10	10	216	216
<b>Total State.....</b>	<b>20 cents</b>	<b>20 cents</b>	<b>\$ 432</b>	<b>\$ 432</b>
County, General.....	30 cents	30 cents	\$ 648	\$ 649
Main County Road.....	25	25	540	541
County Road and Bridge.....	10	.....	216	.....
District Road.....	15	15	323	325
District Road Bonds.....	45	45	971	973
<b>Total County and District.....</b>	<b>\$ 1.25</b>	<b>\$ 1.15</b>	<b>\$ 2,698</b>	<b>\$ 2,488</b>
High School Teachers.....	26 cents	50 cents	\$ 561	\$ 1,082
High School Maintenance Building.....	5	10	108	216
Elementary Teachers.....	50	50	1,079	1,082
Elementary Maintenance Building.....	10	15	216	324
<b>Total Schools.....</b>	<b>91 cents</b>	<b>\$ 1.25</b>	<b>\$ 1,964</b>	<b>\$ 2,704</b>
<b>GRAND TOTAL.....</b>	<b>\$ 2.36</b>	<b>\$ 2.60</b>	<b>\$ 5,094</b>	<b>\$ 5,624</b>

Mason Independent District complete includes Tables 11 and 16.

**MASON COUNTY—Table No. 12**  
**HARTFORD MUNICIPALITY, HARTFORD IND. DISTRICT, GRAHAM DISTRICT**

CLASS OF PROPERTY	1920	1921	1920	1921
	Assessed Value	Assessed Value	Taxes Levied	Taxes Levied
Real Estate.....	\$ 113,195	\$ 108,620	\$ 2,782	\$ 2,553
Personal Property.....	51,150	86,430	1,248	2,031
Public Utility Property.....	.....	.....	.....	.....
<b>Total.....</b>	<b>\$ 164,345</b>	<b>\$ 195,050</b>	<b>\$ 4,010</b>	<b>\$ 4,584</b>
PURPOSES	1920	1921	1920	1921
	Levy on each \$100	Levy on each \$100	Taxes Levied	Taxes Levied
State.....	10 cents	10 cents	\$ 164	\$ 195
State Virginia Debt.....	10	10	165	195
<b>Total State.....</b>	<b>20 cents</b>	<b>20 cents</b>	<b>\$ 329</b>	<b>\$ 390</b>
County, General.....	30 cents	30 cents	\$ 493	\$ 585
Main County Road.....	25	25	411	488
County Road and Bridge.....	10	.....	164	.....
District Road Bonds.....	45	45	740	878
<b>Total County and District.....</b>	<b>\$ 1.10</b>	<b>\$ 1.00</b>	<b>\$ 1,808</b>	<b>\$ 1,951</b>
High School Teachers.....	10 cents	6 cents	\$ 164	\$ 117
Elementary Teachers.....	40	40	657	780
Elementary Maintenance Building.....	10	15	164	293
School Bonds.....	4	4	66	78
<b>Total Schools.....</b>	<b>64 cents</b>	<b>65 cents</b>	<b>\$ 1,051</b>	<b>\$ 1,268</b>
Municipal General.....	50 cents	50 cents	\$ 822	\$ 975
<b>Total Municipal.....</b>	<b>50 cents</b>	<b>50 cents</b>	<b>\$ 822</b>	<b>\$ 975</b>
<b>GRAND TOTAL.....</b>	<b>\$ 2.44</b>	<b>\$ 2.35</b>	<b>\$ 4,010</b>	<b>\$ 4,584</b>

Hartford Municipality complete includes Tables 12 and 13.

**MASON COUNTY—Table No. 13**  
**HARTFORD MUNICIPALITY, HARTFORD IND. DISTRICT, WAG-**  
**GENER DISTRICT**

CLASS OF PROPERTY	1920 Assessed Value	1921 Assessed Value	1920 Taxes Levied	1921 Taxes Levied
Real Estate.....	\$ 64,395	\$ 64,375	\$ 1,571	\$ 1,513
Personal Property.....	13,700	15,845	334	372
Public Utility Property.....	84,171	84,117	2,054	1,377
Total.....	\$ 162,266	\$ 164,337	\$ 3,959	\$ 3,862
PURPOSES	1920 Levy on each \$100	1921 Levy on each \$100	1920 Taxes Levied	1921 Taxes Levied
State.....	10 cents	10 cents	\$ 162	\$ 164
State Virginia Debt.....	10	10	163	164
Total State.....	20 cents	20 cents	\$ 325	\$ 328
County, General.....	30 cents	30 cents	\$ 487	\$ 493
Main County Road.....	25	25	406	411
County Road and Bridge.....	10	.....	162	.....
District Road Bonds.....	45	45	730	740
Total County and District.....	\$ 1 10	\$ 1 00	\$ 1,785	\$ 1,644
High School Teachers.....	10 cents	6 cents	\$ 162	\$ 99
Elementary Teachers.....	40	40	649	657
Elementary Maintenance Building.....	10	15	162	246
School Bonds.....	4	4	65	66
Total Schools.....	64 cents	65 cents	\$ 1,038	\$ 1,068
Municipal General.....	50 cents	50 cents	\$ 811	\$ 822
Total Municipal.....	50 cents	50 cents	\$ 811	\$ 822
GRAND TOTAL.....	\$ 2 44	\$ 2 35	\$ 3,959	\$ 3,862

Hartford Municipality complete includes Tables 12 and 13.

**MASON COUNTY—Table No. 14**  
**HENDERSON MUNICIPALITY, CLENDENIN DISTRICT**

CLASS OF PROPERTY	1920 Assessed Value	1921 Assessed Value	1920 Taxes Levied	1921 Taxes Levied
Real Estate.....	\$ 60,815	\$ 60,995	\$ 1,095	\$ 976
Personal Property.....	17,285	21,275	311	340
Public Utility Property.....	32,042	32,490	577	520
Total.....	\$ 110,142	\$ 114,760	\$ 1,983	\$ 1,836
PURPOSES	1920 Levy on each \$100	1921 Levy on each \$100	1920 Taxes Levied	1921 Taxes Levied
State.....	10 cents	10 cents	\$ 110	\$ 115
State Virginia Debt.....	10	10	110	115
Total State.....	20 cents	20 cents	\$ 220	\$ 230
County, General.....	30 cents	30 cents	\$ 331	\$ 344
Main County Road.....	25	25	275	287
County Road and Bridge.....	10	.....	110	.....
Total County and District.....	65 cents	55 cents	\$ 716	\$ 631
Elementary Teachers.....	40 cents	40 cents	\$ 441	\$ 459
Elementary Maintenance Building.....	10	5	110	57
New Building.....	10	5	110	58
Total Schools.....	60 cents	50 cents	\$ 661	\$ 574
Municipal General.....	35 cents	35 cents	\$ 386	\$ 401
Total Municipal.....	35 cents	35 cents	\$ 386	\$ 401
GRAND TOTAL.....	\$ 1 80	\$ 1 60	\$ 1,983	\$ 1,836

MASON COUNTY—Table No. 15  
LEON MUNICIPALITY, COLOGNE DISTRICT

CLASS OF PROPERTY	1920 Assessed Value	1921 Assessed Value	1920 Taxes Levied	1921 Taxes Levied
Real Estate.....	\$ 66,520	\$ 67,420	\$ 1,091	\$ 1,112
Personal Property.....	74,045	64,505	1,214	1,064
Public Utility Property.....	39,411	38,426	647	634
Total.....	\$ 179,976	\$ 170,351	\$ 2,952	\$ 2,810
PURPOSES	1920 Levy on each \$100	1921 Levy on each \$100	1920 Taxes Levied	1921 Taxes Levied
State.....	10 cents	10 cents	\$ 180	\$ 170
State Virginia Debt.....	10	10	180	170
Total State.....	20 cents	20 cents	\$ 360	\$ 340
County, General.....	30 cents	30 cents	\$ 540	\$ 511
Main County Road.....	25	25	450	426
County Road and Bridge.....	10		180	
Total County and District.....	65 cents	55 cents	\$ 1,170	\$ 937
High School Teachers.....	4 cents	2 cents	\$ 72	\$ 34
Elementary Teachers.....	40	40	720	681
Elementary Maintenance Building.....	10	15	180	256
New Building.....		8		136
Total Schools.....	54 cents	65 cents	\$ 972	\$ 1,107
Municipal General.....	25 cents	25 cents	\$ 450	\$ 426
Total Municipal.....	25 cents	25 cents	\$ 450	\$ 426
GRAND TOTAL.....	\$ 1.64	\$ 1.65	\$ 2,952	\$ 2,810

MASON COUNTY—Table No. 16  
MASON MUNICIPALITY, MASON IND. DISTRICT, WAGGENER  
DISTRICT

CLASS OF PROPERTY	1920 Assessed Value	1921 Assessed Value	1920 Taxes Levied	1921 Taxes Levied
Real Estate.....	\$ 188,755	\$ 189,615	\$ 5,115	\$ 5,594
Personal Property.....	85,640	97,605	1,779	2,879
Public Utility Property.....	107,239	106,419	2,906	3,139
Total.....	\$ 361,634	\$ 393,639	\$ 9,800	\$ 11,612
PURPOSES	1920 Levy on each \$100	1921 Levy on each \$100	1920 Taxes Levied	1921 Taxes Levied
State.....	10 cents	10 cents	\$ 361	\$ 394
State Virginia Debt.....	10	10	362	394
Total State.....	20 cents	20 cents	\$ 723	\$ 788
County, General.....	30 cents	30 cents	\$ 1,085	\$ 1,181
Main County Road.....	25	25	904	984
County Road and Bridge.....	10		362	
District Road Bonds.....	45	45	1,627	1,771
Total County and District.....	\$ 1.10	\$ 1.00	\$ 3,978	\$ 3,936
High School Teachers.....	26 cents	50 cents	\$ 940	\$ 1,968
High School Maintenance Building.....	5	10	181	394
Elementary Teachers.....	50	50	1,808	1,968
Elementary Maintenance Building.....	10	15	362	590
Total Schools.....	91 cents	\$ 1.25	\$ 3,291	\$ 4,920
Municipal General.....	50 cents	50 cents	\$ 1,808	\$ 1,968
Total Municipal.....	50 cents	50 cents	\$ 1,808	\$ 1,968
GRAND TOTAL.....	\$ 2.71	\$ 2.95	\$ 9,800	\$ 11,612

Mason Independent District complete includes Tables 11 and 16.

MASON COUNTY—Table No. 17  
 POINT PLEASANT MUNICIPALITY, PT. PLEASANT IND. DISTRICT,  
 LEWIS DISTRICT—(Exclusive of Pt. Pleasant outside of Ind. District)

CLASS OF PROPERTY	1920	1921	1920	1921
	Assessed Value	Assessed Value	Taxes Levied	Taxes Levied
Real Estate.....	\$ 867,880	\$ 878,730	\$ 24,127	\$ 29,525
Personal Property.....	1,063,735	1,089,807	29,572	36,618
Public Utility Property.....	732,373	723,205	20,360	24,300
Total.....	\$ 2,663,988	\$ 2,691,742	\$ 74,059	\$ 90,443
PURPOSES	1920	1921	1920	1921
	Levy on each \$100	Levy on each \$100	Taxes Levied	Taxes Levied
State.....	10 cents	10 cents	\$ 2,664	\$ 2,692
State Virginia Debt.....	10	10	2,664	2,692
Total State.....	20 cents	20 cents	\$ 5,328	\$ 5,384
County, General.....	30 cents	30 cents	\$ 7,992	\$ 8,075
Main County Road.....	25	25	6,660	6,729
County Road and Bridge.....	10	10	2,664	2,664
District Road Bonds.....	44	44	11,722	11,844
Total County and District.....	\$ 1.09	99 cents	\$ 29,038	\$ 26,648
High School Teachers.....	45 cents	45 cents	\$ 11,988	\$ 12,113
High School Maintenance Building.....	22	22	5,861	5,922
Elementary Teachers.....	45	45	11,988	12,113
Elementary Maintenance Building.....	19	24	5,061	6,460
School Bonds.....	18	18	4,795	4,845
Total Schools.....	\$ 1.49	\$ 1.54	\$ 39,693	\$ 41,453
Municipal General.....	cents	50 cents	\$.....	\$ 13,459
Municipal Bonds.....	cents	13	.....	3,499
Total Municipal.....	cents	63 cents	.....	\$ 16,958
GRAND TOTAL.....	\$ 2.78	\$ 3.36	\$ 74,059	\$ 90,443

Point Pleasant Municipality complete includes Tables 17 and 18.

MASON COUNTY—Table No. 18  
 POINT PLEASANT MUNICIPALITY, LEWIS DISTRICT—(Exclusive of  
 Pt. Pleasant inside Ind. District)

CLASS OF PROPERTY	1920	1921	1920	1921
	Assessed Value	Assessed Value	Taxes Levied	Taxes Levied
Real Estate.....	\$ 291,620	\$ 304,700	\$ 7,640	\$ 7,739
Personal Property.....	179,180	175,255	4,695	4,452
Public Utility Property.....	103,786	113,736	2,719	2,889
Total.....	\$ 574,586	\$ 593,691	\$ 15,054	\$ 15,080
PURPOSES	1920	1921	1920	1921
	Levy on each \$100	Levy on each \$100	Taxes Levied	Taxes Levied
State.....	10 cents	10 cents	\$ 574	\$ 594
State Virginia Debt.....	10	10	575	594
Total State.....	20 cents	20 cents	\$ 1,149	\$ 1,188
County, General.....	30 cents	30 cents	\$ 1,724	\$ 1,781
Main County Road.....	25	25	1,436	1,484
County Road and Bridge.....	10	10	575	594
District Road Bonds.....	44	44	2,528	2,612
Total County and District.....	\$ 1.09	99 cents	\$ 6,263	\$ 5,877
High School Teachers.....	20 cents	12 cents	\$ 1,149	\$ 712
Elementary Teachers.....	40	40	2,298	2,375
Elementary Maintenance Building.....	10	10	575	594
New Building.....	10	10	.....	594
Total Schools.....	70 cents	72 cents	\$ 4,022	\$ 4,275
Municipal General.....	50 cents	50 cents	\$ 2,873	\$ 2,968
Municipal Bonds.....	13	13	747	772
Total Municipal.....	63 cents	63 cents	\$ 3,620	\$ 3,740
GRAND TOTAL.....	\$ 2.62	\$ 2.54	\$ 15,054	\$ 15,080

Point Pleasant Municipality complete includes Tables 17 and 18.



**RECAPITULATION OF MASON COUNTY  
ASSESSED VALUE**

Class of Property	1920			1921		
	Districts	Municipalities	Total	Districts	Municipalities	Total
Real Estate.....	\$ 6,772,335	\$ 785,300	\$ 7,557,635	\$ 5,887,530	\$ 1,674,455	\$ 7,561,985
Personal Property.....	3,591,260	401,000	3,992,260	2,339,085	1,550,722	3,889,807
Public Utility Property.....	3,997,048	366,649	4,363,697	3,260,111	1,098,393	4,358,504
<b>Total.....</b>	<b>\$ 14,360,643</b>	<b>\$ 1,552,949</b>	<b>\$ 15,913,592</b>	<b>\$ 11,486,726</b>	<b>\$ 4,323,570</b>	<b>\$ 15,810,296</b>

**TAXES LEVIED**

Purposes	1920			1921		
	Districts	Municipalities	Total	Districts	Municipalities	Total
State.....	\$ 14,359	\$ 1,551	\$ 15,910	\$ 11,486	\$ 4,324	\$ 15,810
State Virginia Debt.....	14,361	1,555	15,916	11,486	4,324	15,810
<b>Total State.....</b>	<b>\$ 28,720</b>	<b>\$ 3,106</b>	<b>\$ 31,826</b>	<b>\$ 22,972</b>	<b>\$ 8,648</b>	<b>\$ 31,620</b>
County, General.....	\$ 43,082	\$ 4,660	\$ 47,742	\$ 34,460	\$ 12,970	\$ 47,430
Main County Road.....	35,902	3,882	39,784	28,716	10,809	39,525
County Road and Bridge.....	14,361	1,553	15,914			
District Road.....	18,847		18,847	18,523		18,523
District Road Bonds.....	30,150	5,625	35,775	18,190	17,845	36,035
<b>Total County and District.....</b>	<b>\$ 142,342</b>	<b>\$ 15,720</b>	<b>\$ 158,062</b>	<b>\$ 99,889</b>	<b>\$ 41,624</b>	<b>\$ 141,513</b>
High School Teachers.....	\$ 17,533	\$ 2,487	\$ 20,020	\$ 6,915	\$ 15,043	\$ 21,958
High School Maint. Bldg.....	6,332	181	6,513	843	6,316	7,159
Elementary Teachers.....	57,602	6,573	64,175	46,165	19,033	65,198
Elementary Maint. Bldg.....	16,340	1,553	17,893	13,611	8,496	22,107
New Building.....	6,690	110	6,800	5,158	788	5,946
School Bonds.....	6,128	131	6,259	1,378	4,989	6,367
<b>Total Schools.....</b>	<b>\$ 110,625</b>	<b>\$ 11,035</b>	<b>\$ 121,660</b>	<b>\$ 74,070</b>	<b>\$ 54,665</b>	<b>\$ 128,735</b>
Municipal General.....	\$ .....	\$ 7,150	\$ 7,150	\$ .....	\$ 21,019	\$ 21,019
Municipal Bonds.....		747	747		4,271	4,271
<b>Total Municipal.....</b>	<b>\$ .....</b>	<b>\$ 7,897</b>	<b>\$ 7,897</b>	<b>\$ .....</b>	<b>\$ 25,290</b>	<b>\$ 25,290</b>
<b>GRAND TOTAL.....</b>	<b>\$ 281,687</b>	<b>\$ 37,758</b>	<b>\$ 319,445</b>	<b>\$ 196,931</b>	<b>\$ 130,227</b>	<b>\$ 327,158</b>
Total Average Rate of Levy on Each \$100.....	\$ 1.962	\$ 2.431	\$ 2.007	\$ 1.714	\$ 3.012	\$ 2.069
For All Purposes						
On Real Estate.....	\$ 128,158	\$ 19,274	\$ 147,432	\$ 100,580	\$ 49,012	\$ 149,592
On Personal Property.....	73,241	9,581	82,822	39,184	47,756	86,940
On Public Utility Property.....	80,288	8,903	89,191	57,167	33,459	90,626
<b>Total.....</b>	<b>\$ 281,687</b>	<b>\$ 37,758</b>	<b>\$ 319,445</b>	<b>\$ 196,931</b>	<b>\$ 130,227</b>	<b>\$ 327,158</b>

MERCER COUNTY—Table No. 1  
BEAVER POND DISTRICT—(Outside of Bluefield Municipality)

CLASS OF PROPERTY	1920 Assessed Value	1921 Assessed Value	1920 Taxes Levied	1921 Taxes Levied
Real Estate.....	\$ 1,291,340	\$ 1,505,600	\$ 28,022	\$ 29,961
Personal Property.....	517,990	602,390	11,240	11,988
Public Utility Property.....	1,500,864	1,656,599	32,569	32,966
<b>Total.....</b>	<b>\$ 3,310,194</b>	<b>\$ 3,764,589</b>	<b>\$ 71,831</b>	<b>\$ 74,915</b>
PURPOSES	1920 Levy on each \$100	1921 Levy on each \$100	1920 Taxes Levied	1921 Taxes Levied
State.....	10 cents	10 cents	\$ 3,310	\$ 3,765
State Virginia Debt.....	10	10	3,310	3,765
<b>Total State.....</b>	<b>20 cents</b>	<b>20 cents</b>	<b>\$ 6,620</b>	<b>\$ 7,530</b>
County, General.....	22 cents	27 cents	\$ 7,282	\$ 10,164
Main County Road.....	25	25	8,276	9,411
County Road and Bridge.....	10	.....	3,310	.....
District Road.....	10	10	3,310	3,765
County Road Bonds.....	17	15	5,628	5,647
Court House and Jail.....	5	.....	1,655	.....
Detention Home.....	5	.....	1,655	.....
<b>Total County and District.....</b>	<b>94 cents</b>	<b>77 cents</b>	<b>\$ 31,116</b>	<b>\$ 28,987</b>
High School Teachers.....	11 cents	16 cents	\$ 3,641	\$ 6,023
High School Maintenance Building.....	7	6	2,317	2,259
Elementary Teachers.....	40	40	13,241	15,058
Elementary Maintenance Building.....	10	15	3,310	5,647
New Building.....	30	20	9,931	7,529
School Bonds.....	5	5	1,655	1,882
<b>Total Schools.....</b>	<b>\$ 1.03</b>	<b>\$ 1.02</b>	<b>\$ 34,095</b>	<b>\$ 38,398</b>
<b>GRAND TOTAL.....</b>	<b>\$ 2.17</b>	<b>\$ 1.99</b>	<b>\$ 71,831</b>	<b>\$ 74,915</b>

Beaver Pond District complete includes Tables 1 and 9.

MERCER COUNTY—Table No. 2  
EAST RIVER DISTRICT—(Outside of Cakvale and Princeton Municipalities)

CLASS OF PROPERTY	1920 Assessed Value	1921 Assessed Value	1920 Taxes Levied	1921 Taxes Levied
Real Estate.....	\$ 905,120	\$ 956,320	\$ 21,632	\$ 22,474
Personal Property.....	309,985	238,060	7,409	5,594
Public Utility Property.....	1,748,416	1,986,403	41,787	46,680
<b>Total.....</b>	<b>\$ 2,963,521</b>	<b>\$ 3,180,783</b>	<b>\$ 70,828</b>	<b>\$ 74,748</b>
PURPOSES	1920 Levy on each \$100	1921 Levy on each \$100	1920 Taxes Levied	1921 Taxes Levied
State.....	10 cents	10 cents	\$ 2,964	\$ 3,181
State Virginia Debt.....	10	10	2,963	3,181
<b>Total State.....</b>	<b>20 cents</b>	<b>20 cents</b>	<b>\$ 5,927</b>	<b>\$ 6,362</b>
County, General.....	22 cents	27 cents	\$ 6,520	\$ 8,588
Main County Road.....	25	25	7,409	7,952
County Road and Bridge.....	10	.....	2,963	.....
District Road.....	10	10	2,964	3,181
County Road Bonds.....	17	15	5,038	4,771
Court House and Jail.....	5	.....	1,481	.....
Detention Home.....	5	.....	1,482	.....
<b>Total County and District.....</b>	<b>94 cents</b>	<b>77 cents</b>	<b>\$ 27,857</b>	<b>\$ 24,492</b>
High School Teachers.....	18 cents	24 cents	\$ 5,334	\$ 7,634
High School Maintenance Building.....	7	6	2,074	1,908
Elementary Teachers.....	40	40	11,854	12,723
Elementary Maintenance Building.....	10	15	2,964	4,771
New Building.....	40	18	11,854	5,725
School Bonds.....	10	35	2,964	11,133
<b>Total Schools.....</b>	<b>\$ 1.25</b>	<b>\$ 1.38</b>	<b>\$ 37,044</b>	<b>\$ 43,894</b>
<b>GRAND TOTAL.....</b>	<b>\$ 2.39</b>	<b>\$ 2.35</b>	<b>\$ 70,828</b>	<b>\$ 74,748</b>

East River District complete includes Tables 2, 12 and 13.

**MERCER COUNTY—Table No. 3  
JUMPING BRANCH DISTRICT**

CLASS OF PROPERTY	1920	1921	1920	1921
	Assessed Value	Assessed Value	Taxes Levied	Taxes Levied
Real Estate.....	\$ 596,485	\$ 600,130	\$ 10,976	\$ 10,442
Personal Property.....	147,620	136,610	2,716	2,377
Public Utility Property.....	1,640	1,640	30	29
<b>Total.....</b>	<b>\$ 745,745</b>	<b>\$ 738,380</b>	<b>\$ 13,722</b>	<b>\$ 12,848</b>
PURPOSES	1920	1921	1920	1921
	Levy on each \$100	Levy on each \$100	Taxes Levied	Taxes Levied
State.....	10 cents	10 cents	\$ 746	\$ 738
State Virginia Debt.....	10	10	746	738
<b>Total State.....</b>	<b>20 cents</b>	<b>20 cents</b>	<b>\$ 1,492</b>	<b>\$ 1,476</b>
County, General.....	22 cents	27 cents	\$ 1,641	\$ 1,994
Main County Road.....	25	25	1,864	1,846
County Road and Bridge.....	10	.....	746	.....
District Road.....	10	10	745	738
County Road Bonds.....	17	15	1,268	1,108
Court House and Jail.....	5	.....	373	.....
Detention Home.....	5	.....	373	.....
<b>Total County and District.....</b>	<b>94 cents</b>	<b>77 cents</b>	<b>\$ 7,010</b>	<b>\$ 5,686</b>
High School Teachers.....	..... cents	2 cents	.....	\$ 148
Elementary Teachers.....	40	40	2,983	2,954
Elementary Maintenance Building.....	10	15	746	1,107
New Building.....	20	20	1,491	1,477
<b>Total Schools.....</b>	<b>70 cents</b>	<b>77 cents</b>	<b>\$ 5,220</b>	<b>\$ 5,686</b>
<b>GRAND TOTAL.....</b>	<b>\$ 1.84</b>	<b>\$ 1.74</b>	<b>\$ 13,722</b>	<b>\$ 12,848</b>

**MERCER COUNTY—Table No. 4  
PLYMOUTH DISTRICT—(Outside of Athens Municipality)**

CLASS OF PROPERTY	1920	1921	1920	1921
	Assessed Value	Assessed Value	Taxes Levied	Taxes Levied
Real Estate.....	\$ 614,660	\$ 622,590	\$ 13,338	\$ 12,078
Personal Property.....	247,460	260,020	5,370	5,045
Public Utility Property.....	3,150	3,076	69	60
<b>Total.....</b>	<b>\$ 865,270</b>	<b>\$ 885,686</b>	<b>\$ 18,777</b>	<b>\$ 17,183</b>
PURPOSES	1920	1921	1920	1921
	Levy on each \$100	Levy on each \$100	Taxes Levied	Taxes Levied
State.....	10 cents	10 cents	\$ 865	\$ 886
State Virginia Debt.....	10	10	866	886
<b>Total State.....</b>	<b>20 cents</b>	<b>20 cents</b>	<b>\$ 1,731</b>	<b>\$ 1,772</b>
County, General.....	22 cents	27 cents	\$ 1,904	\$ 2,391
Main County Road.....	25	25	2,163	2,214
County Road and Bridge.....	10	.....	865	.....
District Road.....	10	10	866	886
County Road Bonds.....	17	15	1,471	1,329
Court House and Jail.....	5	.....	433	.....
Detention Home.....	5	.....	432	.....
<b>Total County and District.....</b>	<b>94 cents</b>	<b>77 cents</b>	<b>\$ 8,134</b>	<b>\$ 6,820</b>
High School Teachers.....	20 cents	22 cents	\$ 1,731	\$ 1,949
Elementary Teachers.....	40	40	3,461	3,543
Elementary Maintenance Building.....	10	15	865	1,328
New Building.....	33	20	2,855	1,771
<b>Total Schools.....</b>	<b>\$ 1.03</b>	<b>97 cents</b>	<b>\$ 8,912</b>	<b>\$ 8,591</b>
<b>GRAND TOTAL.....</b>	<b>\$ 2.17</b>	<b>\$ 1.94</b>	<b>\$ 18,777</b>	<b>\$ 17,183</b>

Plymouth District complete includes Tables 4 and 8.

**MERCER COUNTY—Table No. 5**  
**ROCK DISTRICT—(Outside of Bramwell and Matoaka Sub-Districts)**

CLASS OF PROPERTY	1920		1921	
	Assessed Value	Assessed Value	Taxes Levied	Taxes Levied
Real Estate.....	\$ 4,157,680	\$ 4,278,955	\$ 96,458	\$ 106,546
Personal Property.....	1,955,880	1,849,020	45,377	46,041
Public Utility Property.....	2,425,871	2,698,720	56,280	67,200
<b>Total.....</b>	<b>\$ 8,539,431</b>	<b>\$ 8,826,767</b>	<b>\$ 198,115</b>	<b>\$ 219,787</b>
PURPOSES	1920		1921	
	Levy on each \$100	Levy on each \$100	Taxes Levied	Taxes Levied
State.....	10 cents	10 cents	\$ 8,539	\$ 8,827
State Virginia Debt.....	10	10	8,540	8,827
<b>Total State.....</b>	<b>20 cents</b>	<b>20 cents</b>	<b>\$ 17,079</b>	<b>\$ 17,654</b>
County, General.....	22 cents	27 cents	\$ 18,787	\$ 23,832
Main County Road.....	25	25	21,349	22,067
County Road and Bridge.....	10	.....	8,539	.....
District Road.....	10	10	8,540	8,827
County Road Bonds.....	17	15	14,517	13,240
Court House and Jail.....	5	.....	4,269	.....
Detention Home.....	5	.....	4,270	.....
<b>Total County and District.....</b>	<b>94 cents</b>	<b>77 cents</b>	<b>\$ 80,271</b>	<b>\$ 67,966</b>
High School Teachers.....	19 cents	18 cents	\$ 16,225	\$ 15,888
High School Maintenance Building.....	10	10	8,539	8,827
Elementary Teachers.....	40	65	34,158	57,374
Elementary Maintenance Building.....	10	15	8,539	13,240
New Building.....	20	28	17,079	24,715
School Bonds.....	19	16	16,225	14,123
<b>Total Schools.....</b>	<b>\$ 1.18</b>	<b>\$ 1.52</b>	<b>\$ 100,765</b>	<b>\$ 134,167</b>
<b>GRAND TOTAL.....</b>	<b>\$ 2.32</b>	<b>\$ 2.49</b>	<b>\$ 198,115</b>	<b>\$ 219,787</b>

Rock District complete includes Tables 5, 6, 7, 10 and 11.

**MERCER COUNTY—Table No. 6**  
**BRAMWELL SUB-DISTRICT, ROCK DISTRICT—(Outside of Bramwell Municipality)**

CLASS OF PROPERTY	1920		1921	
	Assessed Value	Assessed Value	Taxes Levied	Taxes Levied
Real Estate.....	\$ 577,059	\$ 554,910	\$ 14,600	\$ 13,817
Personal Property.....	329,800	303,350	8,344	7,553
Public Utility Property.....	1,255,063	1,310,620	31,753	32,635
<b>Total.....</b>	<b>\$ 2,161,922</b>	<b>\$ 2,168,880</b>	<b>\$ 54,697</b>	<b>\$ 54,005</b>
PURPOSES	1920		1921	
	Levy on each \$100	Levy on each \$100	Taxes Levied	Taxes Levied
State.....	10 cents	10 cents	\$ 2,162	\$ 2,169
State Virginia Debt.....	10	10	2,162	2,169
<b>Total State.....</b>	<b>20 cents</b>	<b>20 cents</b>	<b>\$ 4,324</b>	<b>\$ 4,338</b>
County, General.....	22 cents	27 cents	\$ 4,756	\$ 5,856
Main County Road.....	25	25	5,405	5,422
County Road and Bridge.....	10	.....	2,162	.....
District Road.....	10	10	2,162	2,169
County Road Bonds.....	17	15	3,675	3,253
Court House and Jail.....	5	.....	1,081	.....
Detention Home.....	5	.....	1,081	.....
<b>Total County and District.....</b>	<b>94 cents</b>	<b>77 cents</b>	<b>\$ 20,322</b>	<b>\$ 16,700</b>
High School Teachers.....	19 cents	18 cents	\$ 4,108	\$ 3,904
High School Maintenance Building.....	10	10	2,162	2,169
Elementary Teachers.....	56	65	12,107	14,098
Elementary Maintenance Building.....	15	15	3,243	3,253
New Building.....	20	28	4,324	6,073
School Bonds.....	19	16	4,107	3,470
<b>Total Schools.....</b>	<b>\$ 1.39</b>	<b>\$ 1.52</b>	<b>\$ 30,051</b>	<b>\$ 32,967</b>
<b>GRAND TOTAL.....</b>	<b>\$ 2.53</b>	<b>\$ 2.49</b>	<b>\$ 54,697</b>	<b>\$ 54,005</b>

Bramwell Sub-District complete includes Tables 6 and 10.

MERCER COUNTY—Table No. 7  
MATOAKA SUB-DISTRICT, ROCK DISTRICT—(Outside of Matoaka Municipality)

CLASS OF PROPERTY	1920	1921	1920	1921
	Assessed Value	Assessed Value	Taxes Levied	Taxes Levied
Real Estate.....	\$ 328,850	\$ 331,010	\$ 8,419	\$ 8,242
Personal Property.....	270,320	162,855	6,920	4,055
Public Utility Property.....	377,142	402,088	9,655	10,012
<b>Total.....</b>	<b>\$ 976,312</b>	<b>\$ 895,953</b>	<b>\$ 24,994</b>	<b>\$ 22,309</b>
PURPOSES	1920	1921	1920	1921
	Levy on each \$100	Levy on each \$100	Taxes Levied	Taxes Levied
State.....	10 cents	10 cents	\$ 976	\$ 896
State Virginia Debt.....	10	10	977	896
<b>Total State.....</b>	<b>20 cents</b>	<b>20 cents</b>	<b>\$ 1,953</b>	<b>\$ 1,792</b>
County, General.....	22 cents	27 cents	\$ 2,148	\$ 2,419
Main County Road.....	25	25	2,441	2,240
County Road and Bridge.....	10		976	
District Road.....	10	10	976	896
County Road Bonds.....	17	15	1,660	1,344
Court House and Jail.....	5		488	
Detention Home.....	5		488	
<b>Total County and District.....</b>	<b>94 cents</b>	<b>77 cents</b>	<b>\$ 9,177</b>	<b>\$ 6,899</b>
High School Teachers.....	19 cents	18 cents	\$ 1,855	\$ 1,613
High School Maintenance Building.....	10	10	977	896
Elementary Teachers.....	59	65	5,760	5,824
Elementary Maintenance Building.....	15	15	1,464	1,344
New Building.....	20	28	1,953	2,508
School Bonds.....	19	16	1,855	1,433
<b>Total Schools.....</b>	<b>\$ 1.42</b>	<b>\$ 1.52</b>	<b>\$ 13,864</b>	<b>\$ 13,618</b>
<b>GRAND TOTAL.....</b>	<b>\$ 2.56</b>	<b>\$ 2.49</b>	<b>\$ 24,994</b>	<b>\$ 22,309</b>

Matoaka Sub-District complete includes Tables 7 and 11.

MERCER COUNTY—Table No. 8  
ATHENS MUNICIPALITY, PLYMOUTH DISTRICT

CLASS OF PROPERTY	1920	1921	1920	1921
	Assessed Value	Assessed Value	Taxes Levied	Taxes Levied
Real Estate.....	\$ 223,040	\$ 226,570	\$ 5,398	\$ 4,736
Personal Property.....	199,923	192,683	4,838	4,027
Public Utility Property.....	3,800	4,257	92	89
<b>Total.....</b>	<b>\$ 426,763</b>	<b>\$ 423,510</b>	<b>\$ 10,328</b>	<b>\$ 8,852</b>
PURPOSES	1920	1921	1920	1921
	Levy on each \$100	Levy on each \$100	Taxes Levied	Taxes Levied
State.....	10 cents	10 cents	\$ 427	\$ 424
State Virginia Debt.....	10	10	427	424
<b>Total State.....</b>	<b>20 cents</b>	<b>20 cents</b>	<b>\$ 854</b>	<b>\$ 848</b>
County, General.....	22 cents	27 cents	\$ 939	\$ 1,143
Main County Road.....	25	25	1,067	1,059
County Road and Bridge.....	10		427	
County Road Bonds.....	17	15	725	635
Court House and Jail.....	5		213	
Detention Home.....	5		213	
<b>Total County and District.....</b>	<b>84 cents</b>	<b>67 cents</b>	<b>\$ 3,584</b>	<b>\$ 2,837</b>
High School Teachers.....	20 cents	22 cents	\$ 854	\$ 932
Elementary Teachers.....	40	40	1,707	1,694
Elementary Maintenance Building.....	10	15	427	635
New Building.....	33	20	1,408	847
<b>Total Schools.....</b>	<b>\$ 1.03</b>	<b>97 cents</b>	<b>\$ 4,396</b>	<b>\$ 4,108</b>
Municipal General.....	35 cents	25 cents	\$ 1,494	\$ 1,059
<b>Total Municipal.....</b>	<b>35 cents</b>	<b>25 cents</b>	<b>\$ 1,494</b>	<b>\$ 1,059</b>
<b>GRAND TOTAL.....</b>	<b>\$ 2.42</b>	<b>\$ 2.09</b>	<b>\$ 10,328</b>	<b>\$ 8,852</b>

MERCER COUNTY—Table No. 9  
BLUEFIELD MUNICIPALITY, BEAVER POND DISTRICT

CLASS OF PROPERTY	1920	1921	1920	1921
	Assessed Value	Assessed Value	Taxes Levied	Taxes Levied
Real Estate.....	\$ 8,867,395	\$ 11,450,720	\$ 260,702	\$ 342,377
Personal Property.....	5,944,160	6,365,280	174,758	190,322
Public Utility Property.....	3,171,166	3,357,778	93,232	100,397
Total.....	\$ 17,982,721	\$ 21,173,778	\$ 528,692	\$ 633,096
PURPOSES	1920	1921	1920	1921
	Levy on each \$100	Levy on each \$100	Taxes Levied	Taxes Levied
State.....	10 cents	10 cents	\$ 17,982	\$ 21,174
State Virginia Debt.....	10	10	17,983	21,174
Total State.....	20 cents	20 cents	\$ 35,965	\$ 42,348
County, General.....	22 cents	27 cents	\$ 39,562	\$ 57,169
Main County Road.....	25	25	44,957	52,934
County Road and Bridge.....	10	.....	17,983	.....
County Road Bonds.....	17	15	30,571	31,761
Court House and Jail.....	5	.....	8,991	.....
Detention Home.....	5	.....	8,991	.....
Total County and District.....	84 cents	67 cents	\$ 151,055	\$ 141,864
High School Teachers.....	11 cents	16 cents	\$ 19,781	\$ 33,878
High School Maintenance Building.....	7	6	12,588	12,704
Elementary Teachers.....	53	50	95,309	105,869
Elementary Maintenance Building.....	14	15	25,176	31,761
New Building.....	30	20	53,948	42,347
School Bonds.....	5	5	8,991	10,587
Total Schools.....	\$ 1.20	\$ 1.12	\$ 215,793	\$ 237,146
Municipal General.....	50 cents	90 cents	\$ 89,914	\$ 190,564
Municipal Bonds.....	20	10	35,965	21,174
Total Municipal.....	70 cents	\$ 1.00	\$ 125,879	\$ 211,738
GRAND TOTAL.....	\$ 2.94	\$ 2.99	\$ 528,692	\$ 633,096

MERCER COUNTY—Table No. 10  
BRAMWELL MUNICIPALITY, ROCK DISTRICT

CLASS OF PROPERTY	1920	1921	1920	1921
	Assessed Value	Assessed Value	Taxes Levied	Taxes Levied
Real Estate.....	\$ 680,455	\$ 699,300	\$ 19,937	\$ 20,489
Personal Property.....	1,252,045	1,409,099	36,685	41,287
Public Utility Property.....	129,621	136,709	3,798	4,006
Total.....	\$ 2,062,121	\$ 2,245,108	\$ 60,420	\$ 65,782
PURPOSES	1920	1921	1920	1921
	Levy on each \$100	Levy on each \$100	Taxes Levied	Taxes Levied
State.....	10 cents	10 cents	\$ 2,062	\$ 2,245
State Virginia Debt.....	10	10	2,062	2,245
Total State.....	20 cents	20 cents	\$ 4,124	\$ 4,490
County, General.....	22 cents	27 cents	\$ 4,537	\$ 6,062
Main County Road.....	25	25	5,155	5,613
County Road and Bridge.....	10	.....	2,062	.....
County Road Bonds.....	17	15	3,506	3,367
Court House and Jail.....	5	.....	1,031	.....
Detention Home.....	5	.....	1,031	.....
Total County and District.....	84 cents	67 cents	\$ 17,322	\$ 15,042
High School Teachers.....	19 cents	18 cents	\$ 3,918	\$ 4,041
High School Maintenance Building.....	10	10	2,062	2,245
Elementary Teachers.....	56	68	11,548	15,267
Elementary Maintenance Building.....	15	16	3,093	3,592
New Building.....	20	28	4,124	6,286
School Bonds.....	19	16	3,918	3,593
Total Schools.....	\$ 1.39	\$ 1.56	\$ 28,663	\$ 35,024
Municipal General.....	35 cents	35 cents	\$ 7,218	\$ 7,858
Municipal Bonds.....	15	15	3,093	3,368
Total Municipal.....	50 cents	50 cents	\$ 10,311	\$ 11,226
GRAND TOTAL.....	\$ 2.93	\$ 2.93	\$ 60,420	\$ 65,782

MERCER COUNTY—Table No. 11  
MATOAKA MUNICIPALITY, ROCK DISTRICT

CLASS OF PROPERTY	1920	1921	1920	1921
	Assessed Value	Assessed Value	Taxes Levied	Taxes Levied
Real Estate.....	\$ 282,200	\$ 418,450	\$ 7,648	\$ 11,340
Personal Property.....	425,261	404,144	11,525	10,952
Public Utility Property.....	90,875	95,370	2,462	2,585
<b>Total.....</b>	<b>\$ 798,336</b>	<b>\$ 917,964</b>	<b>\$ 21,635</b>	<b>\$ 24,877</b>
PURPOSES	1920	1921	1920	1921
	Levy on each \$100	Levy on each \$100	Taxes Levied	Taxes Levied
State.....	10 cents	10 cents	\$ 798	\$ 918
State Virginia Debt.....	10	10	799	918
<b>Total State.....</b>	<b>20 cents</b>	<b>20 cents</b>	<b>\$ 1,597</b>	<b>\$ 1,836</b>
County, General.....	22 cents	27 cents	\$ 1,756	\$ 2,478
Main County Road.....	25	25	1,996	2,295
County Road and Bridge.....	10		799	
County Road Bonds.....	17	15	1,357	1,377
Court House and Jail.....	5		399	
Detention Home.....	5		399	
<b>Total County and District.....</b>	<b>84 cents</b>	<b>67 cents</b>	<b>\$ 6,706</b>	<b>\$ 6,150</b>
High School Teachers.....	19 cents	18 cents	\$ 1,517	\$ 1,652
High School Maintenance Building..	10	10	798	918
Elementary Teachers.....	59	71	4,710	6,518
Elementary Maintenance Building..	15	16	1,197	1,469
New Building.....	20	28	1,597	2,570
School Bonds.....	19	16	1,517	1,469
<b>Total Schools.....</b>	<b>\$ 1.42</b>	<b>\$ 1.59</b>	<b>\$ 11,336</b>	<b>\$ 14,596</b>
Municipal General.....	25 cents	25 cents	\$ 1,996	\$ 2,295
<b>Total Municipal.....</b>	<b>25 cents</b>	<b>25 cents</b>	<b>\$ 1,996</b>	<b>\$ 2,295</b>
<b>GRAND TOTAL.....</b>	<b>\$ 2.71</b>	<b>\$ 2.71</b>	<b>\$ 21,635</b>	<b>\$ 24,877</b>

MERCER COUNTY—Table No. 12  
OAKVALE MUNICIPALITY, EAST RIVER DISTRICT

CLASS OF PROPERTY	1920	1921	1920	1921
	Assessed Value	Assessed Value	Taxes Levied	Taxes Levied
Real Estate.....	\$ 43,020	\$ 43,290	\$ 1,213	\$ 1,074
Personal Property.....	39,335	31,940	1,109	792
Public Utility Property.....	285,545	310,908	8,053	7,710
<b>Total.....</b>	<b>\$ 367,900</b>	<b>\$ 386,138</b>	<b>\$ 10,375</b>	<b>\$ 9,576</b>
PURPOSES	1920	1921	1920	1921
	Levy on each \$100	Levy on each \$100	Taxes Levied	Taxes Levied
State.....	10 cents	10 cents	\$ 368	\$ 386
State Virginia Debt.....	10	10	368	386
<b>Total State.....</b>	<b>20 cents</b>	<b>20 cents</b>	<b>\$ 736</b>	<b>\$ 772</b>
County, General.....	22 cents	27 cents	\$ 809	\$ 1,043
Main County Road.....	25	25	920	965
County Road and Bridge.....	10		368	
County Road Bonds.....	17	15	625	579
Court House and Jail.....	5		184	
Detention Home.....	5		184	
<b>Total County and District.....</b>	<b>84 cents</b>	<b>67 cents</b>	<b>\$ 3,090</b>	<b>\$ 2,587</b>
High School Teachers.....	18 cents	24 cents	\$ 662	\$ 927
High School Maintenance Building..	7	6	258	232
Elementary Teachers.....	68	40	2,502	1,545
Elementary Maintenance Build ng..	12	15	441	579
New Building.....	40	18	1,472	695
School Bonds.....	10	35	368	1,351
<b>Total Schools.....</b>	<b>\$ 1.55</b>	<b>\$ 1.38</b>	<b>\$ 5,703</b>	<b>\$ 5,329</b>
Municipal General.....	23 cents	23 cents	\$ 846	\$ 888
<b>Total Municipal.....</b>	<b>23 cents</b>	<b>23 cents</b>	<b>\$ 846</b>	<b>\$ 888</b>
<b>GRAND TOTAL.....</b>	<b>\$ 2.82</b>	<b>\$ 2.48</b>	<b>\$ 10,375</b>	<b>\$ 9,576</b>

**MERCER COUNTY—Table No. 13**  
**PRINCETON MUNICIPALITY, EAST RIVER DISTRICT**

CLASS OF PROPERTY	1920 Assessed Value	1921 Assessed Value	1920 Taxes Levied	1921 Taxes Levied
Real Estate.....	\$ 2,822,130	\$ 3,186,780	\$ 97,081	\$ 104,207
Personal Property.....	1,259,787	1,283,783	43,337	41,980
Public Utility Property.....	1,114,358	1,136,116	38,334	37,151
<b>Total.....</b>	<b>\$ 5,196,275</b>	<b>\$ 5,606,679</b>	<b>\$ 178,752</b>	<b>\$ 183,338</b>
PURPOSES	1920 Levy on each \$100	1921 Levy on each \$100	1920 Taxes Levied	1921 Taxes Levied
State.....	10 cents	10 cents	\$ 5,196	\$ 5,607
State Virginia Debt.....	10	10	5,197	5,607
<b>Total State.....</b>	<b>20 cents</b>	<b>20 cents</b>	<b>\$ 10,393</b>	<b>\$ 11,214</b>
County, General.....	22 cents	27 cents	\$ 11,432	\$ 15,138
Main County Road.....	25	25	12,991	14,017
County Road and Bridge.....	10		5,196	
County Road Bonds.....	17	15	8,834	8,410
Court House and Jail.....	5		2,598	
Detention Home.....	5		2,598	
<b>Total County and District.....</b>	<b>84 cents</b>	<b>67 cents</b>	<b>\$ 43,649</b>	<b>\$ 37,565</b>
High School Teachers.....	18 cents	24 cents	\$ 9,353	\$ 13,456
High School Maintenance Building.....	7	6	3,637	3,364
Elementary Teachers.....	68	57	35,335	31,958
Elementary Maintenance Building.....	12	15	6,236	8,410
New Building.....	40	18	20,785	10,092
School Bonds.....	10	35	5,196	19,623
<b>Total Schools.....</b>	<b>\$ 1.55</b>	<b>\$ 1.55</b>	<b>\$ 80,542</b>	<b>\$ 86,903</b>
Municipal General.....	50 cents	50 cents	\$ 25,981	\$ 28,033
Municipal Bonds.....	35	35	18,187	19,623
<b>Total Municipal.....</b>	<b>85 cents</b>	<b>85 cents</b>	<b>\$ 44,168</b>	<b>\$ 47,656</b>
<b>GRAND TOTAL.....</b>	<b>\$ 3.44</b>	<b>\$ 3.27</b>	<b>\$ 178,752</b>	<b>\$ 183,338</b>



**RECAPITULATION OF MERCER COUNTY  
ASSESSED VALUE**

Class of Property	1920			1921		
	Districts	Municipalities	Total	Districts	Municipalities	Total
Real Estate .....	\$ 8,471,194	\$ 12,918,240	\$ 21,389,434	\$ 8,849,515	\$ 16,025,110	\$ 24,874,625
Personal Property .....	3,779,055	9,120,514	12,899,569	3,552,305	9,686,929	13,239,234
Public Utility Property .....	7,312,146	4,795,365	12,107,511	8,059,218	5,041,138	13,100,356
<b>Total .....</b>	<b>\$ 19,562,395</b>	<b>\$ 26,834,119</b>	<b>\$ 46,396,514</b>	<b>\$ 20,461,038</b>	<b>\$ 30,753,177</b>	<b>\$ 51,214,215</b>

**TAXES LEVIED**

Purposes	1920			1921		
	Districts	Municipalities	Total	Districts	Municipalities	Total
State .....	\$ 19,562	\$ 26,833	\$ 46,395	\$ 20,462	\$ 30,754	\$ 51,216
State Virginia Debt .....	19,564	26,836	46,400	20,462	30,754	51,216
<b>Total State .....</b>	<b>\$ 39,126</b>	<b>\$ 53,669</b>	<b>\$ 92,795</b>	<b>\$ 40,924</b>	<b>\$ 61,508</b>	<b>\$ 102,432</b>
County, General .....	\$ 43,038	\$ 59,035	\$ 102,073	\$ 55,244	\$ 83,033	\$ 138,277
Main County Road .....	48,907	67,086	115,993	51,152	76,883	128,035
County Road and Bridge .....	19,561	26,835	46,396	.....	.....	.....
District Road .....	19,563	.....	19,563	20,462	.....	20,462
County Road Bonds .....	33,257	45,618	78,875	30,692	46,129	76,821
Court House and Jail .....	9,780	13,416	23,196	.....	.....	.....
Detention Home .....	9,781	13,416	23,197	.....	.....	.....
<b>Total County and District .....</b>	<b>\$ 183,887</b>	<b>\$ 225,406</b>	<b>\$ 409,293</b>	<b>\$ 157,550</b>	<b>\$ 206,045</b>	<b>\$ 363,595</b>
High School Teachers .....	\$ 32,894	\$ 36,085	\$ 68,979	\$ 37,159	\$ 54,886	\$ 92,045
High School Maint. Bldg. .....	16,069	19,343	35,412	16,059	19,463	35,522
Elementary Teachers .....	83,564	151,111	234,675	111,574	162,851	274,425
Elementary Maint. Bldg. .....	21,131	36,570	57,701	30,690	46,446	77,136
New Building .....	49,487	83,334	132,821	49,798	62,837	112,635
School Bonds .....	26,806	19,990	46,796	32,041	36,623	68,664
<b>Total Schools .....</b>	<b>\$ 229,951</b>	<b>\$ 346,433</b>	<b>\$ 576,384</b>	<b>\$ 277,321</b>	<b>\$ 383,106</b>	<b>\$ 660,427</b>
Municipal General .....	\$ .....	\$ 127,449	\$ 127,449	\$ .....	\$ 230,697	\$ 230,697
Municipal Bonds .....	.....	57,245	57,245	.....	44,165	44,165
<b>Total Municipal .....</b>	<b>\$ .....</b>	<b>\$ 184,694</b>	<b>\$ 184,694</b>	<b>\$ .....</b>	<b>\$ 274,862</b>	<b>\$ 274,862</b>
<b>GRAND TOTAL .....</b>	<b>\$ 452,964</b>	<b>\$ 810,202</b>	<b>\$ 1,263,166</b>	<b>\$ 475,795</b>	<b>\$ 925,521</b>	<b>\$ 1,401,316</b>
<b>Total Average Rate of Levy on Each \$100 .....</b>	<b>\$ 2.315</b>	<b>\$ 3.019</b>	<b>\$ 2.723</b>	<b>\$ 2.325</b>	<b>\$ 3.01</b>	<b>\$ 2.736</b>
<b>For All Purposes</b>						
On Real Estate .....	\$ 193,445	\$ 391,979	\$ 585,424	\$ 203,560	\$ 484,223	\$ 687,783
On Personal Property .....	87,376	272,252	359,628	82,653	289,360	372,013
On Public Utility Property .....	172,143	145,971	318,114	189,582	151,938	341,520
<b>Total .....</b>	<b>\$ 452,964</b>	<b>\$ 810,202</b>	<b>\$ 1,263,166</b>	<b>\$ 475,795</b>	<b>\$ 925,521</b>	<b>\$ 1,401,316</b>

**MINERAL COUNTY—Table No. 1**  
**CABIN RUN DISTRICT**

CLASS OF PROPERTY	1920	1921	1920	1921
	Assessed Value	Assessed Value	Taxes Levied	Taxes Levied
Real Estate.....	\$ 404,200	\$ 404,530	\$ 6,063	\$ 5,502
Personal Property.....	434,360	403,410	6,516	5,486
Public Utility Property.....	695	995	10	14
<b>Total.....</b>	<b>\$ 839,255</b>	<b>\$ 808,935</b>	<b>\$ 12,589</b>	<b>\$ 11,002</b>
PURPOSES	1920	1921	1920	1921
	Levy on each \$100	Levy on each \$100	Taxes Levied	Taxes Levied
State.....	10 cents	10 cents	\$ 839	\$ 809
State Virginia Debt.....	10	10	839	809
<b>Total State.....</b>	<b>20 cents</b>	<b>20 cents</b>	<b>\$ 1,678</b>	<b>\$ 1,618</b>
County, General.....	30 cents	30 cents	\$ 2,518	\$ 2,427
Main County Road.....	25	25	2,068	2,022
County Road and Bridge.....	10	.....	839	.....
District Road.....	15	15	1,259	1,214
<b>Total County and District.....</b>	<b>80 cents</b>	<b>70 cents</b>	<b>\$ 6,714</b>	<b>\$ 5,663</b>
Elementary Teachers.....	40 cents	40 cents	\$ 3,358	\$ 3,236
Elementary Maintenance Building.....	10	6	839	485
<b>Total Schools.....</b>	<b>50 cents</b>	<b>46 cents</b>	<b>\$ 4,197</b>	<b>\$ 3,721</b>
<b>GRAND TOTAL.....</b>	<b>\$ 1.50</b>	<b>\$ 1.36</b>	<b>\$ 12,589</b>	<b>\$ 11,002</b>

**MINERAL COUNTY—Table No. 2**

**ELK DISTRICT—(Outside of Elk Garden Municipality)**

CLASS OF PROPERTY	1920	1921	1920	1921
	Assessed Value	Assessed Value	Taxes Levied	Taxes Levied
Real Estate.....	\$ 619,340	\$ 625,380	\$ 13,006	\$ 11,695
Personal Property.....	590,720	700,410	12,405	13,098
Public Utility Property.....	1,751,152	1,639,718	36,774	30,663
<b>Total.....</b>	<b>\$ 2,961,212</b>	<b>\$ 2,965,508</b>	<b>\$ 62,185</b>	<b>\$ 55,456</b>
PURPOSES	1920	1921	1920	1921
	Levy on each \$100	Levy on each \$100	Taxes Levied	Taxes Levied
State.....	10 cents	10 cents	\$ 2,961	\$ 2,966
State Virginia Debt.....	10	10	2,961	2,966
<b>Total State.....</b>	<b>20 cents</b>	<b>20 cents</b>	<b>\$ 5,922</b>	<b>\$ 5,932</b>
County, General.....	30 cents	30 cents	\$ 8,884	\$ 8,897
Main County Road.....	25	25	7,403	7,414
County Road and Bridge.....	10	.....	2,961	.....
District Road.....	15	15	4,442	4,448
District Road Bonds.....	40	30	11,845	8,896
<b>Total County and District.....</b>	<b>\$ 1.20</b>	<b>\$ 1.00</b>	<b>\$ 35,535</b>	<b>\$ 29,655</b>
High School Teachers.....	9 cents	12 cents	\$ 2,665	\$ 3,559
High School Maintenance Building.....	2	1	592	297
Elementary Teachers.....	40	40	11,845	11,862
Elementary Maintenance Building.....	10	10	2,961	2,965
New Building.....	9	4	2,665	1,186
<b>Total Schools.....</b>	<b>70 cents</b>	<b>67 cents</b>	<b>\$ 20,728</b>	<b>\$ 19,869</b>
<b>GRAND TOTAL.....</b>	<b>\$ 2.10</b>	<b>\$ 1.87</b>	<b>\$ 62,185</b>	<b>\$ 55,456</b>

Elk District complete includes Tables 2 and 9.

**MINERAL COUNTY—Table No. 3**  
**FRANKFORT DISTRICT—(Outside of Ridgeley Sub-District)**

CLASS OF PROPERTY	1920 Assessed Value	1921 Assessed Value	1920 Taxes Levied	1921 Taxes Levied
Real Estate.....	\$ 651,790	\$ 649,120	\$ 9,647	\$ 9,412
Personal Property.....	226,790	273,800	3,356	3,970
Public Utility Property.....	1,301,063	1,296,461	19,256	18,799
<b>Total.....</b>	<b>\$ 2,179,643</b>	<b>\$ 2,219,381</b>	<b>\$ 32,259</b>	<b>\$ 32,181</b>
PURPOSES	1920 Levy on each \$100	1921 Levy on each \$100	1920 Taxes Levied	1921 Taxes Levied
State.....	10 cents	10 cents	\$ 2,179	\$ 2,219
State Virginia Debt.....	10	10	2,180	2,219
<b>Total State.....</b>	<b>20 cents</b>	<b>20 cents</b>	<b>\$ 4,359</b>	<b>\$ 4,438</b>
County, General.....	30 cents	30 cents	\$ 6,539	\$ 6,658
Main County Road.....	25	25	5,449	5,549
County Road and Bridge.....	10	.....	2,180	.....
District Road.....	15	15	3,269	3,329
<b>Total County and District.....</b>	<b>80 cents</b>	<b>70 cents</b>	<b>\$ 17,437</b>	<b>\$ 15,536</b>
Elementary Teachers.....	40 cents	40 cents	\$ 8,719	\$ 8,878
Elementary Maintenance Building.....	8	8	1,744	1,776
New Building.....	.....	7	.....	1,553
<b>Total Schools.....</b>	<b>48 cents</b>	<b>55 cents</b>	<b>\$ 10,463</b>	<b>\$ 12,207</b>
<b>GRAND TOTAL.....</b>	<b>\$ 1.48</b>	<b>\$ 1.45</b>	<b>\$ 32,259</b>	<b>\$ 32,181</b>

Frankfort District complete includes Tables 3, 4 and 12.

**MINERAL COUNTY—Table No. 4**  
**RIDGELEY SUB-DISTRICT, FRANKFORT DISTRICT—(Outside of Ridgeley Municipality)**

CLASS OF PROPERTY	1920 Assessed Value	1921 Assessed Value	1920 Taxes Levied	1921 Taxes Levied
Real Estate.....	\$ 31,890	\$ 32,090	\$ 504	\$ 501
Personal Property.....	1,770	6,680	28	104
Public Utility Property.....	268,175	249,878	4,237	3,898
<b>Total.....</b>	<b>\$ 301,835</b>	<b>\$ 288,648</b>	<b>\$ 4,769</b>	<b>\$ 4,503</b>
PURPOSES	1920 Levy on each \$100	1921 Levy on each \$100	1920 Taxes Levied	1921 Taxes Levied
State.....	10 cents	10 cents	\$ 302	\$ 289
State Virginia Debt.....	10	10	301	289
<b>Total State.....</b>	<b>20 cents</b>	<b>20 cents</b>	<b>\$ 603</b>	<b>\$ 578</b>
County, General.....	30 cents	30 cents	\$ 906	\$ 866
Main County Road.....	25	25	755	721
County Road and Bridge.....	10	.....	301	.....
District Road.....	15	15	453	433
<b>Total County and District.....</b>	<b>80 cents</b>	<b>70 cents</b>	<b>\$ 2,415</b>	<b>\$ 2,020</b>
Elementary Teachers.....	40 cents	40 cents	\$ 1,207	\$ 1,155
Elementary Maintenance Building.....	8	8	242	231
New Building.....	.....	7	.....	202
Sub-District Extension.....	10	11	302	317
<b>Total Schools.....</b>	<b>58 cents</b>	<b>66 cents</b>	<b>\$ 1,751</b>	<b>\$ 1,905</b>
<b>GRAND TOTAL.....</b>	<b>\$ 1.58</b>	<b>\$ 1.56</b>	<b>\$ 4,769</b>	<b>\$ 4,503</b>

Ridgeley Sub-District complete includes Tables 4 and 12.

**MINERAL COUNTY—Table No. 5**  
**NEW CREEK DISTRICT—(Outside of Keyser Ind. District)**

CLASS OF PROPERTY	1920	1921	1920	1921
	Assessed Value	Assessed Value	Taxes Levied	Taxes Levied
Real Estate.....	\$ 488,090	\$ 486,590	\$ 10,494	\$ 8,126
Personal Property.....	256,400	264,210	5,513	4,413
Public Utility Property.....	302,728	293,191	6,508	4,896
<b>Total.....</b>	<b>\$ 1,047,218</b>	<b>\$ 1,043,991</b>	<b>\$ 22,515</b>	<b>\$ 17,435</b>
PURPOSES	1920	1921	1920	1921
	Levy on each \$100	Levy on each \$100	Taxes Levied	Taxes Levied
State.....	10 cents	10 cents	\$ 1,047	\$ 1,044
State Virginia Debt.....	10	10	1,047	1,044
<b>Total State.....</b>	<b>20 cents</b>	<b>20 cents</b>	<b>\$ 2,094</b>	<b>\$ 2,088</b>
County, General.....	30 cents	30 cents	\$ 3,142	\$ 3,132
Main County Road.....	25	25	2,618	2,610
County Road and Bridge.....	10		1,047	
District Road.....	15	15	1,571	1,566
District Road Bonds.....	25	25	2,618	2,610
<b>Total County and District.....</b>	<b>\$ 1 05</b>	<b>95 cents</b>	<b>\$ 10,996</b>	<b>\$ 9,918</b>
High School Teachers.....	cents	2 cents		\$ 209
Elementary Teachers.....	40	40	4,189	4,176
Elementary Maintenance Building.....	10	10	1,047	1,044
New Building.....	40		4,189	
<b>Total Schools.....</b>	<b>90 cents</b>	<b>52 cents</b>	<b>\$ 9,425</b>	<b>\$ 5,429</b>
<b>GRAND TOTAL.....</b>	<b>\$ 2.15</b>	<b>\$ 1.67</b>	<b>\$ 22,515</b>	<b>\$ 17,435</b>

New Creek District complete includes Tables 5, 8 and 10.

**MINERAL COUNTY—Table No. 6**  
**PIEDMONT DISTRICT—(Outside of Piedmont Municipality)**

CLASS OF PROPERTY	1920	1921	1920	1921
	Assessed Value	Assessed Value	Taxes Levied	Taxes Levied
Real Estate.....	\$ 101,100	\$ 102,100	\$ 2,427	\$ 2,349
Personal Property.....	87,060	74,880	2,089	1,722
Public Utility Property.....	487,828	474,919	11,708	10,923
<b>Total.....</b>	<b>\$ 675,988</b>	<b>\$ 651,899</b>	<b>\$ 16,224</b>	<b>\$ 14,994</b>
PURPOSES	1920	1921	1920	1921
	Levy on each \$100	Levy on each \$100	Taxes Levied	Taxes Levied
State.....	10 cents	10 cents	\$ 676	\$ 652
State Virginia Debt.....	10	10	676	652
<b>Total State.....</b>	<b>20 cents</b>	<b>20 cents</b>	<b>\$ 1,352</b>	<b>\$ 1,304</b>
County, General.....	30 cents	30 cents	\$ 2,028	\$ 1,955
Main County Road.....	25	25	1,690	1,630
County Road and Bridge.....	10		676	
District Road.....	15	15	1,014	978
District Road Bonds.....	25	25	1,690	1,630
<b>Total County and District.....</b>	<b>\$ 1 05</b>	<b>95 cents</b>	<b>\$ 7,098</b>	<b>\$ 6,193</b>
High School Teachers.....	29 cents	29 cents	\$ 1,960	\$ 1,891
High School Maintenance Building.....	10	10	676	652
Elementary Teachers.....	50	50	3,380	3,259
Elementary Maintenance Building.....	10	10	676	652
New Building.....	5	5	338	326
School Bonds.....	11	11	744	717
<b>Total Schools.....</b>	<b>\$ 1.15</b>	<b>\$ 1.15</b>	<b>\$ 7,774</b>	<b>\$ 7,497</b>
<b>GRAND TOTAL.....</b>	<b>\$ 2.40</b>	<b>\$ 2.30</b>	<b>\$ 16,224</b>	<b>\$ 14,994</b>

Piedmont District complete includes Tables 6 and 11.

**MINERAL COUNTY—Table No. 7**  
**WELTON DISTRICT**

CLASS OF PROPERTY	1920	1921	1920	1921
	Assessed Value	Assessed Value	Taxes Levied	Taxes Levied
Real Estate.....	\$ 326,410	\$ 334,610	\$ 4,896	\$ 4,852
Personal Property.....	267,120	280,570	4,007	4,069
Public Utility Property.....	18,358	4,774	275	69
<b>Total.....</b>	<b>\$ 611,888</b>	<b>\$ 619,954</b>	<b>\$ 9,178</b>	<b>\$ 8,990</b>
PURPOSES	1920	1921	1920	1921
	Levy on each \$100	Levy on each \$100	Taxes Levied	Taxes Levied
State.....	10 cents	10 cents	\$ 612	\$ 620
State Virginia Debt.....	10	10	612	620
<b>Total State.....</b>	<b>20 cents</b>	<b>20 cents</b>	<b>\$ 1,224</b>	<b>\$ 1,240</b>
County, General.....	30 cents	30 cents	\$ 1,836	\$ 1,860
Main County Road.....	25	25	1,530	1,550
County Road and Bridge.....	10	.....	611	.....
District Road.....	15	15	918	930
<b>Total County and District.....</b>	<b>80 cents</b>	<b>70 cents</b>	<b>\$ 4,895</b>	<b>\$ 4,340</b>
High School Teachers.....	..... cents	5 cents	.....	\$ 310
Elementary Teachers.....	40	40	2,448	2,480
Elementary Maintenance Building.....	10	10	611	620
<b>Total Schools.....</b>	<b>50 cents</b>	<b>55 cents</b>	<b>\$ 3,059</b>	<b>\$ 3,410</b>
<b>GRAND TOTAL.....</b>	<b>\$ 1.50</b>	<b>\$ 1.45</b>	<b>\$ 9,178</b>	<b>\$ 8,990</b>

**MINERAL COUNTY—Table No. 8**

**KEYSER IND., NEW CREEK DISTRICT—(Outside of Keyser Municipality)**

CLASS OF PROPERTY	1920	1921	1920	1921
	Assessed Value	Assessed Value	Taxes Levied	Taxes Levied
Real Estate.....	\$ 57,200	\$ 57,780	\$ 1,402	\$ 1,531
Personal Property.....	26,950	28,890	660	765
Public Utility Property.....	410,022	410,785	10,045	10,886
<b>Total.....</b>	<b>\$ 494,172</b>	<b>\$ 497,455</b>	<b>\$ 12,107</b>	<b>\$ 13,182</b>
PURPOSES	1920	1921	1920	1921
	Levy on each \$100	Levy on each \$100	Taxes Levied	Taxes Levied
State.....	10 cents	10 cents	\$ 494	\$ 497
State Virginia Debt.....	10	10	494	497
<b>Total State.....</b>	<b>20 cents</b>	<b>20 cents</b>	<b>\$ 988</b>	<b>\$ 994</b>
County, General.....	30 cents	30 cents	\$ 1,483	\$ 1,492
Main County Road.....	25	25	1,236	1,244
County Road and Bridge.....	10	.....	494	.....
District Road.....	15	15	741	746
District Road Bonds.....	25	25	1,235	1,244
<b>Total County and District.....</b>	<b>\$ 1.05</b>	<b>95 cents</b>	<b>\$ 5,189</b>	<b>\$ 4,726</b>
High School Teachers.....	25 cents	25 cents	\$ 1,235	\$ 1,244
High School Maintenance Building.....	8	10	395	497
Elementary Teachers.....	43	41	2,125	2,040
Elementary Maintenance Building.....	16	19	791	945
New Building.....	5	40	247	1,990
School Bonds.....	23	15	1,137	746
<b>Total Schools.....</b>	<b>\$ 1.20</b>	<b>\$ 1.50</b>	<b>\$ 5,930</b>	<b>\$ 7,462</b>
<b>GRAND TOTAL.....</b>	<b>\$ 2.45</b>	<b>\$ 2.65</b>	<b>\$ 12,107</b>	<b>\$ 13,182</b>

Keyser Independent District complete includes Tables 8 and 10.

MINERAL COUNTY—Table No. 9  
ELK GARDEN MUNICIPALITY, ELK DISTRICT

CLASS OF PROPERTY	1920 Assessed Value	1921 Assessed Value	1920 Taxes Levied	1921 Taxes Levied
Real Estate.....	\$ 18,680	\$ 27,090	\$ 458	\$ 601
Personal Property.....	50,320	54,810	1,233	1,217
Public Utility Property.....	12,336	10,083	302	224
<b>Total.....</b>	<b>\$ 81,336</b>	<b>\$ 91,983</b>	<b>\$ 1,993</b>	<b>\$ 2,042</b>
PURPOSES	1920 Levy on each \$100	1921 Levy on each \$100	1920 Taxes Levied	1921 Taxes Levied
State.....	10 cents	10 cents	\$ 81	\$ 92
State Virginia Debt.....	10	10	82	92
<b>Total State.....</b>	<b>20 cents</b>	<b>20 cents</b>	<b>\$ 163</b>	<b>\$ 184</b>
County, General.....	30 cents	30 cents	\$ 244	\$ 276
Main County Road.....	25	25	203	230
County Road and Bridge.....	10	.....	82	.....
District Road Bonds.....	40	30	325	276
<b>Total County and District.....</b>	<b>\$ 1.05</b>	<b>85 cents</b>	<b>\$ 854</b>	<b>\$ 782</b>
High School Teachers.....	9 cents	12 cents	\$ 73	\$ 110
High School Maintenance Building.....	2	1	16	9
Elementary Teachers.....	40	40	325	368
Elementary Maintenance Building.....	10	10	81	92
New Building.....	9	4	74	37
<b>Total Schools.....</b>	<b>70 cents</b>	<b>67 cents</b>	<b>\$ 569</b>	<b>\$ 616</b>
Municipal General.....	50 cents	50 cents	\$ 407	\$ 460
<b>Total Municipal.....</b>	<b>50 cents</b>	<b>50 cents</b>	<b>\$ 407</b>	<b>\$ 460</b>
<b>GRAND TOTAL.....</b>	<b>\$ 2.45</b>	<b>\$ 2.22</b>	<b>\$ 1,993</b>	<b>\$ 2,042</b>

MINERAL COUNTY—Table No. 10  
KEYSER MUNICIPALITY, KEYSER IND. DISTRICT, NEW CREEK DISTRICT

CLASS OF PROPERTY	1920 Assessed Value	1921 Assessed Value	1920 Taxes Levied	1921 Taxes Levied
Real Estate.....	\$ 2,323,800	\$ 2,467,410	\$ 68,552	\$ 81,425
Personal Property.....	1,508,380	1,513,990	44,497	49,962
Public Utility Property.....	1,006,817	1,034,799	29,701	34,148
<b>Total.....</b>	<b>\$ 4,838,997</b>	<b>\$ 5,016,199</b>	<b>\$ 142,750</b>	<b>\$ 165,535</b>
PURPOSES	1920 Levy on each \$100	1921 Levy on each \$100	1920 Taxes Levied	1921 Taxes Levied
State.....	10 cents	10 cents	\$ 4,839	\$ 5,016
State Virginia Debt.....	10	10	4,839	5,016
<b>Total State.....</b>	<b>20 cents</b>	<b>20 cents</b>	<b>\$ 9,678</b>	<b>\$ 10,032</b>
County, General.....	30 cents	30 cents	\$ 14,517	\$ 15,049
Main County Road.....	25	25	12,097	12,540
County Road and Bridge.....	10	.....	4,839	.....
District Road Bonds.....	25	25	12,098	12,541
<b>Total County and District.....</b>	<b>90 cents</b>	<b>80 cents</b>	<b>\$ 43,551</b>	<b>\$ 40,130</b>
High School Teachers.....	25 cents	25 cents	\$ 12,097	\$ 12,540
High School Maintenance Building.....	8	10	3,871	5,016
Elementary Teachers.....	43	41	20,808	20,567
Elementary Maintenance Building.....	16	19	7,742	9,531
New Building.....	5	40	2,420	20,065
School Bonds.....	23	15	11,130	7,524
<b>Total Schools.....</b>	<b>\$ 1.20</b>	<b>\$ 1.50</b>	<b>\$ 58,068</b>	<b>\$ 75,243</b>
Municipal General.....	50 cents	50 cents	\$ 24,195	\$ 25,081
Municipal Bonds.....	15	30	7,258	15,049
<b>Total Municipal.....</b>	<b>65 cents</b>	<b>80 cents</b>	<b>\$ 31,453</b>	<b>\$ 40,130</b>
<b>GRAND TOTAL.....</b>	<b>\$ 2.95</b>	<b>\$ 3.30</b>	<b>\$ 142,750</b>	<b>\$ 165,535</b>

Keyser Independent District complete includes Tables 8 and 10.

**MINERAL COUNTY—Table No. 11  
PIEDMONT MUNICIPALITY, PIEDMONT DISTRICT**

CLASS OF PROPERTY	1920	1921	1920	1921
	Assessed Value	Assessed Value	Taxes Levied	Taxes Levied
Real Estate.....	\$ 868,980	\$ 898,540	\$ 23,462	\$ 23,811
Personal Property.....	830,500	822,280	22,424	21,791
Public Utility Property.....	421,116	428,343	11,370	11,351
Total.....	\$ 2,120,596	\$ 2,149,163	\$ 57,256	\$ 56,953
PURPOSES	1920	1921	1920	1921
	Levy on each \$100	Levy on each \$100	Taxes Levied	Taxes Levied
State.....	10 cents	10 cents	\$ 2,121	\$ 2,149
State Virginia Debt.....	10	10	2,120	2,149
Total State.....	20 cents	20 cents	\$ 4,241	\$ 4,298
County, General.....	30 cents	30 cents	\$ 6,362	\$ 6,447
Main County Road.....	25	25	5,301	5,373
County Road and Bridge.....	10	.....	2,120	.....
District Road Bonds.....	25	25	5,302	5,373
Total County and District.....	90 cents	80 cents	\$ 19,085	\$ 17,193
High School Teachers.....	29 cents	29 cents	\$ 6,150	\$ 6,233
High School Maintenance Building.....	10	10	2,121	2,149
Elementary Teachers.....	50	50	10,603	10,746
Elementary Maintenance Building.....	10	10	2,120	2,149
New Building.....	5	5	1,060	1,075
School Bonds.....	11	11	2,333	2,364
Total Schools.....	\$ 1.15	\$ 1.15	\$ 24,387	\$ 24,716
Municipal General.....	45 cents	50 cents	\$ 9,543	\$ 10,746
Total Municipal.....	45 cents	50 cents	\$ 9,543	\$ 10,746
GRAND TOTAL.....	\$ 2.70	\$ 2.65	\$ 57,256	\$ 56,953

**MINERAL COUNTY—Table No. 12  
RIDGELEY MUNICIPALITY, FRANKFORD DISTRICT**

CLASS OF PROPERTY	1920	1921	1920	1921
	Assessed Value	Assessed Value	Taxes Levied	Taxes Levied
Real Estate.....	\$ 388,910	\$ 390,240	\$ 7,506	\$ 7,454
Personal Property.....	83,470	127,020	1,611	2,426
Public Utility Property.....	121,356	123,700	2,342	2,362
Total.....	\$ 593,736	\$ 640,960	\$ 11,459	\$ 12,242
PURPOSES	1920	1921	1920	1921
	Levy on each \$100	Levy on each \$100	Taxes Levied	Taxes Levied
State.....	10 cents	10 cents	\$ 593	\$ 641
State Virginia Debt.....	10	10	594	641
Total State.....	20 cents	20 cents	\$ 1,187	\$ 1,282
County, General.....	30 cents	30 cents	\$ 1,781	\$ 1,923
Main County Road.....	25	25	1,484	1,602
County Road and Bridge.....	10	.....	594	.....
Total County and District.....	65 cents	55 cents	\$ 3,859	\$ 3,525
Elementary Teachers.....	40 cents	40 cents	\$ 2,375	\$ 2,564
Elementary Maintenance Building.....	8	8	475	513
New Building.....	.....	7	.....	448
Sub-District Extension.....	10	11	594	705
Total Schools.....	58 cents	66 cents	\$ 3,444	\$ 4,230
Municipal General.....	50 cents	50 cents	\$ 2,969	\$ 3,205
Total Municipal.....	50 cents	50 cents	\$ 2,969	\$ 3,205
GRAND TOTAL.....	\$ 1.93	\$ 1.91	\$ 11,459	\$ 12,242

Ridgeley Sub-District complete includes Tables 4 and 12.

**RECAPITULATION OF MINERAL COUNTY  
ASSESSED VALUE**

Class of Property	1920			1921		
	Districts	Municipalities	Total	Districts	Municipalities	Total
Real Estate.....	\$ 2,680,020	\$ 3,600,370	\$ 6,280,390	\$ 2,692,200	\$ 3,783,280	\$ 6,475,480
Personal Property.....	1,891,170	2,472,670	4,363,840	2,032,850	2,518,100	4,550,950
Public Utility Property.....	4,540,021	1,561,625	6,101,646	4,370,721	1,596,925	5,967,646
<b>Total.....</b>	<b>\$ 9,111,211</b>	<b>\$ 7,634,665</b>	<b>\$ 16,745,876</b>	<b>\$ 9,095,771</b>	<b>\$ 7,898,305</b>	<b>\$ 16,994,076</b>

**TAXES LEVIED**

Purposes	1920			1921		
	Districts	Municipalities	Total	Districts	Municipalities	Total
State.....	\$ 9,110	\$ 7,634	\$ 16,744	\$ 9,096	\$ 7,898	\$ 16,994
State Virginia Debt.....	9,110	7,635	16,745	9,096	7,898	16,994
<b>Total State.....</b>	<b>\$ 18,220</b>	<b>\$ 15,269</b>	<b>\$ 33,489</b>	<b>\$ 18,192</b>	<b>\$ 15,796</b>	<b>\$ 33,988</b>
County, General.....	\$ 27,336	\$ 22,904	\$ 50,240	\$ 27,287	\$ 23,695	\$ 50,982
Main County Road.....	22,779	19,085	41,864	22,740	19,745	42,485
County Road and Bridge..	9,109	7,635	16,744			
District Road.....	13,667		13,667	13,644		13,644
District Road Bonds.....	17,388	17,725	35,113	14,380	18,190	32,570
<b>Total County and District.....</b>	<b>\$ 90,279</b>	<b>\$ 67,349</b>	<b>\$ 157,628</b>	<b>\$ 78,051</b>	<b>\$ 61,630</b>	<b>\$ 139,681</b>
High School Teachers.....	\$ 5,860	\$ 18,320	\$ 24,180	\$ 7,213	\$ 18,883	\$ 26,096
High School Maint. Bldg..	1,663	6,008	7,671	1,446	7,174	8,620
Elementary Teachers.....	37,271	34,111	71,382	37,086	34,245	71,331
Elementary Maint. Bldg..	8,911	10,418	19,329	8,718	12,285	21,003
New Building.....	7,439	3,554	10,993	5,257	21,625	26,882
Sub-District Extension.....	302	594	896	317	705	1,022
School Bonds.....	1,881	13,463	15,344	1,463	9,888	11,351
<b>Total Schools.....</b>	<b>\$ 63,327</b>	<b>\$ 86,468</b>	<b>\$ 149,795</b>	<b>\$ 61,500</b>	<b>\$ 104,805</b>	<b>\$ 166,305</b>
Municipal General.....	\$.....	\$ 37,114	\$ 37,114	\$.....	\$ 39,492	\$ 39,492
Municipal Bonds.....		7,258	7,258		15,049	15,049
<b>Total Municipal.....</b>	<b>\$.....</b>	<b>\$ 44,372</b>	<b>\$ 44,372</b>	<b>\$.....</b>	<b>\$ 54,541</b>	<b>\$ 54,541</b>
<b>GRAND TOTAL.....</b>	<b>\$ 171,826</b>	<b>\$ 213,458</b>	<b>\$ 385,284</b>	<b>\$ 157,743</b>	<b>\$ 236,772</b>	<b>\$ 394,515</b>
<b>Total Average Rate of Levy on Each \$100.....</b>	<b>\$ 1.886</b>	<b>\$ 2.796</b>	<b>\$ 2.30</b>	<b>\$ 1.734</b>	<b>\$ 2.998</b>	<b>\$ 2.321</b>
<b>For All Purposes</b>						
On Real Estate.....	\$ 48,439	\$ 99,978	\$ 148,417	\$ 43,968	\$ 113,291	\$ 157,259
On Personal Property.....	34,574	69,765	104,339	33,627	75,396	109,023
On Public Utility Property	88,813	43,715	132,528	80,148	48,085	128,233
<b>Total.....</b>	<b>\$ 171,826</b>	<b>\$ 213,458</b>	<b>\$ 385,284</b>	<b>\$ 157,743</b>	<b>\$ 236,772</b>	<b>\$ 394,515</b>



MINGO COUNTY—Table No. 1  
HARDEE DISTRICT

CLASS OF PROPERTY	1920 Assessed Value	1921 Assessed Value	1920 Taxes Levied	1921 Taxes Levied
Real Estate.....	\$ 1,184,215	\$ 1,736,939	\$ 17,290	\$ 35,260
Personal Property.....	129,075	254,113	1,884	5,158
Public Utility Property.....	1,220,075	1,280,216	17,813	25,988
Total.....	\$ 2,533,365	\$ 3,271,268	\$ 36,987	\$ 66,406
PURPOSES	1920 Levy on each \$100	1921 Levy on each \$100	1920 Taxes Levied	1921 Taxes Levied
State.....	10 cents	10 cents	\$ 2,533	\$ 3,271
State Virginia Debt.....	10	10	2,534	3,271
Total State.....	20 cents	20 cents	\$ 5,067	\$ 6,542
County, General.....	20 cents	30 cents	\$ 5,067	\$ 9,814
Main County Road.....	5	25	1,267	8,178
District Road.....	5	10	1,267	3,271
County Road Bonds.....	20	20	5,066	6,543
Court House and Jail.....	3	1	760	327
Total County and District.....	53 cents	86 cents	\$ 13,427	\$ 28,133
High School Teachers.....	6 cents	20 cents	\$ 1,520	\$ 6,543
High School Maintenance Building.....	2	2	507	654
Elementary Teachers.....	40	40	10,133	13,085
Elementary Maintenance Building.....	10	15	2,533	4,907
New Building.....	15	20	3,800	6,542
Total Schools.....	73 cents	97 cents	\$ 18,493	\$ 31,731
GRAND TOTAL.....	\$ 1.46	\$ 2.03	\$ 36,987	\$ 66,406

MINGO COUNTY—Table No. 2  
HARVEY DISTRICT

CLASS OF PROPERTY	1920 Assessed Value	1921 Assessed Value	1920 Taxes Levied	1921 Taxes Levied
Real Estate.....	\$ 633,380	\$ 745,250	\$ 8,107	\$ 12,073
Personal Property.....	115,145	274,420	1,474	4,446
Public Utility Property.....	1,233,850	1,290,451	15,794	20,905
Total.....	\$ 1,982,375	\$ 2,310,121	\$ 25,375	\$ 37,424
PURPOSES	1920 Levy on each \$100	1921 Levy on each \$100	1920 Taxes Levied	1921 Taxes Levied
State.....	10 cents	10 cents	\$ 1,982	\$ 2,310
State Virginia Debt.....	10	10	1,983	2,310
Total State.....	20 cents	20 cents	\$ 3,965	\$ 4,620
County, General.....	20 cents	30 cents	\$ 3,965	\$ 6,931
Main County Road.....	5	25	991	5,775
District Road.....	10	5	1,982	1,155
County Road Bonds.....	20	20	3,965	4,620
Court House and Jail.....	3	1	595	231
Total County and District.....	58 cents	81 cents	\$ 11,498	\$ 18,712
Elementary Teachers.....	40 cents	40 cents	7,929	9,241
Elementary Maintenance Building.....	10	15	1,983	3,465
New Building.....		6		1,386
Total Schools.....	50 cents	61 cents	\$ 9,912	\$ 14,092
GRAND TOTAL.....	\$ 1.28	\$ 1.62	\$ 25,375	\$ 37,424

**MINGO COUNTY—Table No. 3**  
**Lee District—(Outside of Williamson Municipality)**

CLASS OF PROPERTY	1920 Assessed Value	1921 Assessed Value	1920 Taxes Levied	1921 Taxes Levied
Real Estate.....	\$ 2,455,180	\$ 4,150,510	\$ 43,702	\$ 111,234
Personal Property.....	1,060,728	1,195,790	18,881	32,047
Public Utility Property.....	1,938,338	2,234,923	34,502	59,896
<b>Total.....</b>	<b>\$ 5,454,246</b>	<b>\$ 7,581,223</b>	<b>\$ 97,085</b>	<b>\$ 203,177</b>
PURPOSES	1920 Levy on each \$100	1921 Levy on each \$100	1920 Taxes Levied	1921 Taxes Levied
State.....	10 cents	10 cents	\$ 5,454	\$ 7,581
State Virginia Debt.....	10	10	5,454	7,581
<b>Total State.....</b>	<b>20 cents</b>	<b>20 cents</b>	<b>\$ 10,908</b>	<b>\$ 15,162</b>
County, General.....	20 cents	30 cents	\$ 10,909	\$ 22,744
Main County Road.....	5	25	2,727	18,953
District Road.....	10	15	5,454	11,372
County Road Bonds.....	20	20	10,909	15,162
Court House and Jail.....	3	1	1,636	758
<b>Total County and District.....</b>	<b>58 cents</b>	<b>91 cents</b>	<b>\$ 31,635</b>	<b>\$ 68,989</b>
High School Teachers.....	28 cents	40 cents	\$ 15,272	\$ 30,325
High School Maintenance Building.....	2	10	1,091	7,581
Elementary Teachers.....	40	40	21,817	30,325
Elementary Maintenance Building.....	10	15	5,454	11,372
New Building.....	20	30	10,908	22,744
School Bonds.....		22		16,679
<b>Total Schools.....</b>	<b>\$ 1.00</b>	<b>\$ 1.57</b>	<b>\$ 54,542</b>	<b>\$ 119,026</b>
<b>GRAND TOTAL.....</b>	<b>\$ 1.78</b>	<b>\$ 2.68</b>	<b>\$ 97,085</b>	<b>\$ 203,177</b>

Lee District complete includes Tables 3 and 10.

**MINGO COUNTY—Table No. 4**  
**MAGNOLIA DISTRICT—(Outside of Matewan Municipality)**

CLASS OF PROPERTY	1920 Assessed Value	1921 Assessed Value	1920 Taxes Levied	1921 Taxes Levied
Real Estate.....	\$ 2,905,536	\$ 3,267,137	\$ 45,036	\$ 76,778
Personal Property.....	794,214	752,353	12,310	17,680
Public Utility Property.....	1,823,335	1,912,163	28,262	44,936
<b>Total.....</b>	<b>\$ 5,523,085</b>	<b>\$ 5,931,653</b>	<b>\$ 85,608</b>	<b>\$ 139,394</b>
PURPOSES	1920 Levy on each \$100	1921 Levy on each \$100	1920 Taxes Levied	1921 Taxes Levied
State.....	10 cents	10 cents	\$ 5,523	\$ 5,932
State Virginia Debt.....	10	10	5,523	5,932
<b>Total State.....</b>	<b>20 cents</b>	<b>20 cents</b>	<b>\$ 11,046</b>	<b>\$ 11,864</b>
County, General.....	20 cents	30 cents	\$ 11,046	\$ 17,795
Main County Road.....	5	25	2,762	14,829
District Road.....	5	15	2,762	8,898
County Road Bonds.....	20	20	11,046	11,863
Court House and Jail.....	3	1	1,657	593
<b>Total County and District.....</b>	<b>53 cents</b>	<b>91 cents</b>	<b>\$ 29,273</b>	<b>\$ 53,978</b>
High School Teachers.....	15 cents	22 cents	\$ 8,285	\$ 13,050
High School Maintenance Building.....	5	12	2,761	7,118
Elementary Teachers.....	40	40	22,092	23,726
Elementary Maintenance Building.....	10	15	5,523	8,887
New Building.....	12	35	6,628	20,761
<b>Total Schools.....</b>	<b>82 cents</b>	<b>\$ 1.24</b>	<b>\$ 45,289</b>	<b>\$ 73,552</b>
<b>GRAND TOTAL.....</b>	<b>\$ 1.55</b>	<b>\$ 2.35</b>	<b>\$ 85,608</b>	<b>\$ 139,394</b>

Magnolia District complete includes Tables 4 and 9.

**MINGO COUNTY—Table No. 5**  
**STAFFORD DISTRICT—(Outside of Gilbert Municipality)**

CLASs OF PROPERTY	1920 Assessed Value	1921 Assessed Value	1920 Taxes Levied	1921 Taxes Levied
Real Estate.....	\$ 2,775,603	\$ 3,910,400	\$ 39,691	\$ 65,304
Personal Property.....	538,307	455,160	7,698	7,601
Public Utility Property.....	1,662,365	1,746,940	23,772	29,174
<b>Total.....</b>	<b>\$ 4,976,275</b>	<b>\$ 6,112,500</b>	<b>\$ 71,161</b>	<b>\$ 102,079</b>
PURPOSES	1920 Levy on each \$100	1921 Levy on each \$100	1920 Taxes Levied	1921 Taxes Levied
State.....	10 cents	10 cents	\$ 4,976	\$ 6,113
State Virginia Debt.....	10	10	4,976	6,113
<b>Total State.....</b>	<b>20 cents</b>	<b>20 cents</b>	<b>\$ 9,952</b>	<b>\$ 12,226</b>
County, General.....	20 cents	30 cents	\$ 9,953	\$ 18,337
Main County Road.....	5	25	2,488	15,281
District Road.....	5	15	2,488	9,169
County Road Bonds.....	20	20	9,953	12,225
Court House and Jail.....	3	1	1,493	611
<b>Total County and District.....</b>	<b>53 cents</b>	<b>91 cents</b>	<b>\$ 26,375</b>	<b>\$ 55,623</b>
High School Teachers.....	..... cents	2 cents	.....	\$ 1,222
Elementary Teachers.....	40	35	19,905	21,394
Elementary Maintenance Building.....	10	4	4,976	2,445
New Building.....	20	15	9,953	9,169
<b>Total Schools.....</b>	<b>70 cents</b>	<b>56 cents</b>	<b>\$ 34,834</b>	<b>\$ 34,230</b>
<b>GRAND TOTAL.....</b>	<b>\$ 1.43</b>	<b>\$ 1.67</b>	<b>\$ 71,161</b>	<b>\$ 102,079</b>

Stafford District complete includes Tables 5 and 7.

**MINGO COUNTY—Table No. 6**  
**WARFIELD DISTRICT—(Outside of Kermit Municipality)**

CLASS OF PROPERTY	1920 Assessed Value	1921 Assessed Value	1920 Taxes Levied	1921 Taxes Levied
Real Estate.....	\$ 614,310	\$ 565,300	\$ 10,873	\$ 13,341
Personal Property.....	61,490	74,145	1,088	1,750
Public Utility Property.....	539,176	550,521	9,544	12,992
<b>Total.....</b>	<b>\$ 1,214,976</b>	<b>\$ 1,189,966</b>	<b>\$ 21,505</b>	<b>\$ 28,083</b>
PURPOSES	1920 Levy on each \$100	1921 Levy on each \$100	1920 Taxes Levied	1921 Taxes Levied
State.....	10 cents	10 cents	\$ 1,215	\$ 1,190
State Virginia Debt.....	10	10	1,215	1,190
<b>Total State.....</b>	<b>20 cents</b>	<b>20 cents</b>	<b>\$ 2,430</b>	<b>\$ 2,380</b>
County, General.....	20 cents	30 cents	\$ 2,430	\$ 3,570
Main County Road.....	5	25	607	2,975
District Road.....	5	15	608	1,785
County Road Bonds.....	20	20	2,430	2,380
Court House and Jail.....	3	1	364	119
<b>Total County and District.....</b>	<b>53 cents</b>	<b>91 cents</b>	<b>\$ 6,439</b>	<b>\$ 10,829</b>
High School Teachers.....	17 cents	30 cents	\$ 2,065	\$ 3,570
High School Maintenance Building.....	7	10	851	1,190
Elementary Teachers.....	40	40	4,860	4,759
Elementary Maintenance Building.....	10	15	1,215	1,785
New Building.....	20	20	2,430	2,380
School Bonds.....	10	10	1,215	1,190
<b>Total Schools.....</b>	<b>\$ 1.04</b>	<b>\$ 1.25</b>	<b>\$ 12,636</b>	<b>\$ 14,874</b>
<b>GRAND TOTAL.....</b>	<b>\$ 1.77</b>	<b>\$ 2.36</b>	<b>\$ 21,505</b>	<b>\$ 28,083</b>

Warfield District complete includes Tables 6 and 8.

**MINGO COUNTY—Table No. 7**  
**GILBERT MUNICIPALITY, STAFFORD DISTRICT**

CLASS OF PROPERTY	1920 Assessed Value	1921 Assessed Value	1920 Taxes Levied	1921 Taxes Levied
Real Estate.....	\$.....	\$ 322,925	\$.....	\$ 6,523
Personal Property.....	.....	99,985	.....	2,019
Public Utility Property.....	.....	300	.....	6
<b>Total.....</b>	<b>\$.....</b>	<b>\$ 423,210</b>	<b>\$.....</b>	<b>\$ 8,548</b>
PURPOSES	1920 Levy on each \$100	1921 Levy on each \$100	1920 Taxes Levied	1921 Taxes Levied
State.....	..... cents	10 cents	\$.....	\$ 423
State Virginia Debt.....	.....	10	.....	423
<b>Total State.....</b>	<b>..... cents</b>	<b>20 cents</b>	<b>\$.....</b>	<b>\$ 846</b>
County, General.....	..... cents	30 cents	\$.....	\$ 1,270
Main County Road.....	.....	25	.....	1,058
County Road Bonds.....	.....	20	.....	846
Court House and Jail.....	.....	1	.....	42
<b>Total County and District.....</b>	<b>..... cents</b>	<b>76 cents</b>	<b>\$.....</b>	<b>\$ 3,216</b>
High School Teachers.....	..... cents	2 cents	\$.....	\$ 85
Elementary Teachers.....	.....	35 cents	.....	1,481
Elementary Maintenance Building.....	.....	4	.....	169
New Building.....	.....	15	.....	635
<b>Total Schools.....</b>	<b>..... cents</b>	<b>56 cents</b>	<b>\$.....</b>	<b>\$ 2,370</b>
Municipal General.....	..... cents	50 cents	\$.....	\$ 2,116
<b>Total Municipal.....</b>	<b>..... cents</b>	<b>50 cents</b>	<b>\$.....</b>	<b>\$ 2,116</b>
<b>GRAND TOTAL.....</b>	<b>\$.....</b>	<b>\$ 2.02</b>	<b>\$.....</b>	<b>\$ 8,548</b>

**MINGO COUNTY—Table No. 8**  
**KERMIT MUNICIPALITY, WARFIELD DISTRICT**

CLASS OF PROPERTY	1920 Assessed Value	1921 Assessed Value	1920 Taxes Levied	1921 Taxes Levied
Real Estate.....	\$.....*	\$ 381,750	\$.....	\$ 10,345
Personal Property.....	107,866	103,220	2,233	2,797
Public Utility Property.....	377,109	352,754	7,806	9,560
<b>Total.....</b>	<b>\$ 484,975</b>	<b>\$ 837,724</b>	<b>\$ 10,039</b>	<b>\$ 22,702</b>
PURPOSES	1920 Levy on each \$100	1921 Levy on each \$100	1920 Taxes Levied	1921 Taxes Levied
State.....	10 cents	10 cents	\$ 485	\$ 838
State Virginia Debt.....	10	10	485	838
<b>Total State.....</b>	<b>20 cents</b>	<b>20 cents</b>	<b>\$ 970</b>	<b>\$ 1,676</b>
County, General.....	20 cents	30 cents	\$ 970	\$ 2,513
Main County Road.....	5	25	243	2,094
County Road Bonds.....	20	20	970	1,675
Court House and Jail.....	3	1	145	84
<b>Total County and District.....</b>	<b>48 cents</b>	<b>76 cents</b>	<b>\$ 2,328</b>	<b>\$ 6,366</b>
High School Teachers.....	17 cents	30 cents	\$ 824	\$ 2,513
High School Maintenance Building.....	7	10	340	838
Elementary Teachers.....	40	40	1,940	3,351
Elementary Maintenance Building.....	10	15	485	1,257
New Building.....	20	20	970	1,675
School Bonds.....	10	10	485	838
<b>Total Schools.....</b>	<b>\$ 1.04</b>	<b>\$ 1.25</b>	<b>\$ 5,044</b>	<b>\$ 10,472</b>
Municipal General.....	35 cents	50 cents	\$ 1,697	\$ 4,188
<b>Total Municipal.....</b>	<b>35 cents</b>	<b>50 cents</b>	<b>\$ 1,697</b>	<b>\$ 4,188</b>
<b>GRAND TOTAL.....</b>	<b>\$ 2.07</b>	<b>\$ 2.71</b>	<b>\$ 10,039</b>	<b>\$ 22,702</b>

\* Included in District Valuation by Assessor.

MINGO COUNTY—Table No. 9  
MATEWAN MUNICIPALITY, MAGNOLIA DISTRICT

CLASS OF PROPERTY	1920 Assessed Value	1921 Assessed Value	1920 Taxes Levied	1921 Taxes Levied
Real Estate.....	\$.....*	\$ 309,300	\$.....	\$ 9,279
Personal Property.....	193,798	226,945	4,167	6,809
Public Utility Property.....	154,965	178,309	3,332	5,349
<b>Total.....</b>	<b>\$ 348,763</b>	<b>\$ 714,554</b>	<b>\$ 7,499</b>	<b>\$ 21,437</b>
PURPOSES	1920 Levy on each \$100	1921 Levy on each \$100	1920 Taxes Levied	1921 Taxes Levied
State.....	10 cents	10 cents	\$ 349	\$ 715
State Virginia Debt.....	10	10	349	715
<b>Total State.....</b>	<b>20 cents</b>	<b>20 cents</b>	<b>\$ 698</b>	<b>\$ 1,430</b>
County, General.....	20 cents	30 cents	\$ 698	\$ 2,144
Main County Road.....	5	25	174	1,786
County Road Bonds.....	20	20	698	1,429
Court House and Jail.....	3	1	104	71
<b>Total County and District.....</b>	<b>48 cents</b>	<b>76 cents</b>	<b>\$ 1,674</b>	<b>\$ 5,430</b>
High School Teachers.....	15 cents	22 cents	\$ 523	\$ 1,572
High School Maintenance Building.....	5	12	174	857
Elementary Teachers.....	40	40	1,395	2,853
Elementary Maintenance Building.....	10	15	349	1,072
New Building.....	12	35	419	2,501
<b>Total Schools.....</b>	<b>82 cents</b>	<b>\$ 1.24</b>	<b>\$ 2,860</b>	<b>\$ 8,860</b>
Municipal General.....	35 cents	50 cents	\$ 1,221	\$ 3,573
Municipal Bonds.....	30	30	1,046	2,144
<b>Total Municipal.....</b>	<b>65 cents</b>	<b>80 cents</b>	<b>\$ 2,267</b>	<b>\$ 5,717</b>
<b>GRAND TOTAL.....</b>	<b>\$ 2.15</b>	<b>\$ 3.00</b>	<b>\$ 7,499</b>	<b>\$ 21,437</b>

\* Included in District Valuation by Assessor.

MINGO COUNTY—Table No. 10  
WILLIAMSON MUNICIPALITY, WILLIAMSON IND. DISTRICT, LEE DISTRICT

CLASS OF PROPERTY	1920 Assessed Value	1921 Assessed Value	1920 Taxes Levied	1921 Taxes Levied
Real Estate.....	\$ 3,320,256	\$ 4,739,625	\$ 123,181	\$ 178,210
Personal Property.....	1,697,713	2,200,100	62,985	82,724
Public Utility Property.....	1,561,334	1,658,591	57,926	62,363
<b>Total.....</b>	<b>\$ 6,579,303</b>	<b>\$ 8,598,316</b>	<b>\$ 244,092</b>	<b>\$ 323,297</b>
PURPOSES	1920 Levy on each \$100	1921 Levy on each \$100	1920 Taxes Levied	1921 Taxes Levied
State.....	10 cents	10 cents	\$ 6,579	\$ 8,598
State Virginia Debt.....	10	10	6,580	8,598
<b>Total State.....</b>	<b>20 cents</b>	<b>20 cents</b>	<b>\$ 13,159</b>	<b>\$ 17,196</b>
County, General.....	20 cents	30 cents	\$ 13,159	\$ 25,795
Main County Road.....	5	25	3,290	21,496
County Road Bonds.....	20	20	13,158	17,197
Court House and Jail.....	3	1	1,974	860
<b>Total County and District.....</b>	<b>48 cents</b>	<b>76 cents</b>	<b>\$ 31,581</b>	<b>\$ 65,348</b>
High School Teachers.....	28 cents	..... cents	\$ 18,422	\$.....
High School Maintenance Building.....	13	.....	8,553	.....
Elementary Teachers.....	96	* 1.10	63,161	* 94,581
Elementary Maintenance Building.....	35	49	23,028	* 42,132
New Building.....	10	.....	6,579	.....
School Bonds.....	8	31	5,263	26,655
<b>Total Schools.....</b>	<b>\$ 1.90</b>	<b>\$ 1.90</b>	<b>\$ 125,006</b>	<b>\$ 163,368</b>
Municipal General.....	50 cents	50 cents	\$ 32,897	\$ 42,992
Municipal Bonds.....	40	40	26,317	34,393
Special Mandamus.....	23	.....	15,132	.....
<b>Total Municipal.....</b>	<b>\$ 1.13</b>	<b>90 cents</b>	<b>\$ 74,346</b>	<b>\$ 77,385</b>
<b>GRAND TOTAL.....</b>	<b>\$ 3.71</b>	<b>\$ 3.76</b>	<b>\$ 244,092</b>	<b>\$ 323,297</b>

\* High School included.

**RECAPITULATION OF MINGO COUNTY  
ASSESSED VALUE**

Class of Property	1920			1921		
	Districts	Municipalities	Total	Districts	Municipalities	Total
Real Estate.....	\$ 10,568,224	\$ 3,320,256	\$ 13,888,480	\$ 14,375,536	\$ 5,753,600	\$ 20,129,136
Personal Property.....	2,698,959	1,999,377	4,698,336	3,005,981	2,630,260	5,636,231
Public Utility Property.....	8,417,139	2,093,408	10,510,547	9,015,214	2,189,954	11,205,168
<b>Total.....</b>	<b>\$ 21,684,322</b>	<b>\$ 7,413,041</b>	<b>\$ 29,097,363</b>	<b>\$ 26,396,731</b>	<b>\$ 10,573,804</b>	<b>\$ 36,970,535</b>

**TAXES LEVIED**

Purposes	1920			1921		
	Districts	Municipalities	Total	Districts	Municipalities	Total
State.....	\$ 21,683	\$ 7,413	\$ 29,096	\$ 26,397	\$ 10,574	\$ 36,971
State Virginia Debt.....	21,685	7,414	29,099	26,397	10,574	36,971
<b>Total State.....</b>	<b>\$ 43,368</b>	<b>\$ 14,827</b>	<b>\$ 58,195</b>	<b>\$ 52,794</b>	<b>\$ 21,148</b>	<b>\$ 73,942</b>
County, General.....	\$ 43,370	\$ 14,827	\$ 58,197	\$ 79,191	\$ 31,722	\$ 110,913
Main County Road.....	10,842	3,707	14,549	65,991	26,434	92,425
District Road.....	14,561	.....	14,561	35,650	.....	35,650
County Road Bonds.....	43,369	14,826	58,195	52,793	21,147	73,940
Court House and Jail.....	6,505	2,223	8,728	2,639	1,057	3,696
<b>Total County and District.....</b>	<b>\$ 118,647</b>	<b>\$ 35,583</b>	<b>\$ 154,230</b>	<b>\$ 236,264</b>	<b>\$ 80,360</b>	<b>\$ 316,624</b>
High School Teachers.....	\$ 27,142	\$ 19,769	\$ 46,911	\$ 54,710	\$ 4,170	\$ 58,880
High School Maint. Bldg.....	5,210	9,067	14,277	16,543	1,695	18,238
Elementary Teachers.....	86,736	66,496	153,232	102,530	102,271	204,801
Elementary Maint. Bldg.....	21,684	23,862	45,546	32,871	44,630	77,501
New Building.....	33,719	7,968	41,687	62,982	4,811	67,793
School Bonds.....	1,215	5,748	6,963	17,869	27,493	45,362
<b>Total Schools.....</b>	<b>\$ 175,706</b>	<b>\$ 132,910</b>	<b>\$ 308,616</b>	<b>\$ 287,505</b>	<b>\$ 185,070</b>	<b>\$ 472,575</b>
Municipal General.....	\$.....	\$ 35,815	\$ 35,815	\$.....	\$ 52,869	\$ 52,869
Municipal Bonds.....	.....	27,363	27,363	.....	36,537	36,537
Special Mandamus.....	.....	15,132	15,132	.....	.....	.....
<b>Total Municipal.....</b>	<b>\$.....</b>	<b>\$ 78,310</b>	<b>\$ 78,310</b>	<b>\$.....</b>	<b>\$ 89,406</b>	<b>\$ 89,406</b>
<b>GRAND TOTAL.....</b>	<b>\$ 337,721</b>	<b>\$ 261,630</b>	<b>\$ 599,351</b>	<b>\$ 576,563</b>	<b>\$ 375,984</b>	<b>\$ 952,547</b>
Total Average Rate of Levy on Each \$100.....	\$ 1.557	\$ 3.529	\$ 2.06	\$ 2.184	\$ 3.556	\$ 2.577
<b>For All Purposes</b>						
On Real Estate.....	\$ 164,699	\$ 123,181	\$ 287,880	\$ 313,990	\$ 204,357	\$ 518,347
On Personal Property.....	43,335	69,385	112,720	68,682	94,349	163,031
On Public Utility Property	129,687	69,064	198,751	193,891	77,278	271,169
<b>Total.....</b>	<b>\$ 337,721</b>	<b>\$ 261,630</b>	<b>\$ 599,351</b>	<b>\$ 576,563</b>	<b>\$ 375,984</b>	<b>\$ 952,547</b>

## MONONGALIA COUNTY—Table No. 1

## BATTELLE DISTRICT

CLASS OF PROPERTY	1920 Assessed Value	1921 Assessed Value	1920 Taxes Levied	1921 Taxes Levied
Real Estate.....	\$ 3,735,515	\$ 3,746,495	\$ 53,044	\$ 48,704
Personal Property.....	1,518,190	1,323,965	21,558	17,212
Public Utility Property.....	1,153,715	1,190,737	16,383	15,480
<b>Total.....</b>	<b>\$ 6,407,420</b>	<b>\$ 6,261,197</b>	<b>\$ 90,985</b>	<b>\$ 81,396</b>
PURPOSES	1920 Levy on each \$100	1921 Levy on each \$100	1920 Taxes Levied	1921 Taxes Levied
State.....	10 cents	10 cents	\$ 6,407	\$ 6,261
State Virginia Debt.....	10	10	6,408	6,261
<b>Total State.....</b>	<b>20 cents</b>	<b>20 cents</b>	<b>\$ 12,815</b>	<b>\$ 12,522</b>
County, General.....	30 cents	30 cents	\$ 19,222	\$ 18,784
Main County Road.....	25	25	16,019	15,653
County Road and Bridge.....	10	.....	6,407	.....
District Road.....	15	15	9,611	9,392
<b>Total County and District.....</b>	<b>80 cents</b>	<b>70 cents</b>	<b>\$ 51,259</b>	<b>\$ 43,829</b>
High School Teachers.....	8 cents	8 cents	\$ 5,126	\$ 5,009
High School Maintenance Building.....	4	1	2,563	626
Elementary Teachers.....	23	26	14,737	16,279
Elementary Maintenance Building.....	2	.....	1,281	.....
New Building.....	5	5	3,204	3,131
<b>Total Schools.....</b>	<b>42 cents</b>	<b>40 cents</b>	<b>\$ 26,911</b>	<b>\$ 25,045</b>
<b>GRAND TOTAL.....</b>	<b>\$ 1.42</b>	<b>\$ 1.30</b>	<b>\$ 90,985</b>	<b>\$ 81,396</b>

## MONONGALIA COUNTY—Table No. 2

## CASS DISTRICT

CLASS OF PROPERTY	1920 Assessed Value	1921 Assessed Value	1920 Taxes Levied	1921 Taxes Levied
Real Estate.....	\$ 4,464,265	\$ 4,611,650	\$ 92,857	\$ 95,000
Personal Property.....	1,068,115	1,609,055	22,216	33,147
Public Utility Property.....	758,607	837,388	15,779	17,250
<b>Total.....</b>	<b>\$ 6,290,987</b>	<b>\$ 7,058,093</b>	<b>\$ 130,852</b>	<b>\$ 145,397</b>
PURPOSES	1920 Levy on each \$100	1921 Levy on each \$100	1920 Taxes Levied	1921 Taxes Levied
State.....	10 cents	10 cents	\$ 6,291	\$ 7,058
State Virginia Debt.....	10	10	6,291	7,058
<b>Total State.....</b>	<b>20 cents</b>	<b>20 cents</b>	<b>\$ 12,582</b>	<b>\$ 14,116</b>
County, General.....	30 cents	30 cents	\$ 18,873	\$ 21,174
Main County Road.....	25	25	15,728	17,645
County Road and Bridge.....	10	.....	6,291	.....
District Road.....	15	15	9,436	10,587
District Road Bonds.....	35	35	22,018	24,704
<b>Total County and District.....</b>	<b>\$ 1.15</b>	<b>\$ 1.05</b>	<b>\$ 72,346</b>	<b>\$ 74,110</b>
High School Teachers.....	2 cents	1 cent	\$ 1,258	\$ 706
Elementary Teachers.....	27	40	16,986	28,233
Elementary Maintenance Building.....	4	5	2,516	3,529
New Building.....	40	35	25,164	24,703
<b>Total Schools.....</b>	<b>73 cents</b>	<b>81 cents</b>	<b>\$ 45,924</b>	<b>\$ 57,171</b>
<b>GRAND TOTAL.....</b>	<b>\$ 2.08</b>	<b>\$ 2.06</b>	<b>\$ 130,852</b>	<b>\$ 145,397</b>

**MONONGALIA COUNTY—Table No. 3**  
**CLAY DISTRICT—(Outside of Blacksville Municipality)**

CLASS OF PROPERTY	1920 Assessed Value	1921 Assessed Value	1920 Taxes Levied	1921 Taxes Levied
Real Estate.....	\$ 5,501,270	\$ 5,504,238	\$ 94,622	\$ 94,122
Personal Property.....	2,172,860	2,158,420	37,373	36,909
Public Utility Property.....	1,523,318	1,464,192	26,201	25,038
<b>Total.....</b>	<b>\$ 9,197,448</b>	<b>\$ 9,126,850</b>	<b>\$ 158,196</b>	<b>\$ 156,069</b>
PURPOSES	1920 Levy on each \$100	1921 Levy on each \$100	1920 Taxes Levied	1921 Taxes Levied
State.....	10 cents	10 cents	\$ 9,197	\$ 9,127
State Virginia Debt.....	10	10	9,198	9,127
<b>Total State.....</b>	<b>20 cents</b>	<b>20 cents</b>	<b>\$ 18,395</b>	<b>\$ 18,254</b>
County, General.....	30 cents	30 cents	\$ 27,592	\$ 27,381
Main County Road.....	25	25	22,994	22,817
County Road and Bridge.....	10	.....	9,197	.....
District Road.....	15	15	13,796	13,690
District Railroad Bonds.....	20	20	18,395	18,254
<b>Total County and District.....</b>	<b>\$ 1.00</b>	<b>90 cents</b>	<b>\$ 91,974</b>	<b>\$ 82,142</b>
High School Teachers.....	7 cents	8 cents	\$ 6,438	\$ 7,301
High School Maintenance Building.....	3	2	2,759	1,825
Elementary Teachers.....	33	37	30,352	33,769
Elementary Maintenance Building.....	9	7	8,278	6,389
New Building.....	.....	7	.....	6,389
<b>Total Schools.....</b>	<b>52 cents</b>	<b>61 cents</b>	<b>\$ 47,827</b>	<b>\$ 55,673</b>
<b>GRAND TOTAL.....</b>	<b>\$ 1.72</b>	<b>\$ 1.71</b>	<b>\$ 158,196</b>	<b>\$ 156,069</b>

Clay District complete includes Tables 3 and 9.

**MONONGALIA COUNTY—Table No. 4**  
**CLINTON DISTRICT**

CLASS OF PROPERTY	1920 Assessed Value	1921 Assessed Value	1920 Taxes Levied	1921 Taxes Levied
Real Estate.....	\$ 1,242,550	\$ 1,262,885	\$ 19,011	\$ 18,059
Personal Property.....	564,190	570,630	8,632	8,160
Public Utility Property.....	640,373	645,869	9,798	9,236
<b>Total.....</b>	<b>\$ 2,447,113</b>	<b>\$ 2,479,384</b>	<b>\$ 37,441</b>	<b>\$ 35,455</b>
PURPOSES	1920 Levy on each \$100	1921 Levy on each \$100	1920 Taxes Levied	1921 Taxes Levied
State.....	10 cents	10 cents	\$ 2,447	\$ 2,479
State Virginia Debt.....	10	10	2,447	2,479
<b>Total State.....</b>	<b>20 cents</b>	<b>20 cents</b>	<b>\$ 4,894</b>	<b>\$ 4,958</b>
County, General.....	30 cents	30 cents	\$ 7,341	\$ 7,438
Main County Road.....	25	25	6,118	6,199
County Road and Bridge.....	10	.....	2,447	.....
District Road.....	15	15	3,671	3,710
<b>Total County and District.....</b>	<b>80 cents</b>	<b>70 cents</b>	<b>\$ 19,577</b>	<b>\$ 17,356</b>
High School Teachers.....	3 cents	3 cents	\$ 734	\$ 744
Elementary Teachers.....	40	40	9,789	9,918
Elementary Maintenance Building.....	10	10	2,447	2,479
<b>Total Schools.....</b>	<b>53 cents</b>	<b>53 cents</b>	<b>\$ 12,970</b>	<b>\$ 13,141</b>
<b>GRAND TOTAL.....</b>	<b>\$ 1.53</b>	<b>\$ 1.43</b>	<b>\$ 37,441</b>	<b>\$ 35,455</b>



**MONONGALIA COUNTY—Table No. 5**  
**GRANT DISTRICT—(Outside of Morgantown Ind. District and Riverside Municipality)**

CLASS OF PROPERTY	1920	1921	1920	1921
	Assessed Value	Assessed Value	Taxes Levied	Taxes Levied
Real Estate.....	\$ 5,432,220	\$ 5,681,980	\$ 99,410	\$ 93,184
Personal Property.....	1,211,945	1,666,965	22,179	27,338
Public Utility Property.....	1,399,052	1,431,147	25,602	23,471
Total.....	\$ 8,043,217	\$ 8,780,092	\$ 147,191	\$ 143,993
PURPOSES	1920	1921	1920	1921
	Levy on each \$100	Levy on each \$100	Taxes Levied	Taxes Levied
State.....	10 cents	10 cents	\$ 8,043	\$ 8,780
State Virginia Debt.....	10	10	8,043	8,780
Total State.....	20 cents	20 cents	\$ 16,086	\$ 17,560
County, General.....	30 cents	30 cents	\$ 24,130	\$ 26,341
Main County Road.....	25	25	20,108	21,950
County Road and Bridge.....	10	.....	8,043	.....
District Road.....	15	15	12,065	13,170
District Road Bonds.....	27	27	21,717	23,706
Total County and District.....	\$ 1.07	97 cents	\$ 86,063	\$ 85,167
High School Teachers.....	..... cents	2 cents	.....	\$ 1,756
Elementary Teachers.....	25	30	20,108	26,340
Elementary Maintenance Building.....	6	4	4,826	3,512
New Building.....	25	11	20,108	9,658
Total Schools.....	56 cents	47 cents	\$ 45,042	\$ 41,266
GRAND TOTAL.....	\$ 1.83	\$ 1.64	\$ 147,191	\$ 143,993

Grant District complete includes Tables 5, 8, 13 and 14.

**MONONGALIA COUNTY—Table No. 6**  
**MORGAN DISTRICT—(Outside of Morgantown, Star City and Sturgiss City Municipalities)**

CLASS OF PROPERTY	1920	1921	1920	1921
	Assessed Value	Assessed Value	Taxes Levied	Taxes Levied
Real Estate.....	\$ 1,282,720	\$ 1,312,970	\$ 26,552	\$ 25,997
Personal Property.....	379,470	451,920	7,855	8,948
Public Utility Property.....	960,468	982,886	19,882	19,461
Total.....	\$ 2,622,658	\$ 2,747,776	\$ 54,289	\$ 54,406
PURPOSES	1920	1921	1920	1921
	Levy on each \$100	Levy on each \$100	Taxes Levied	Taxes Levied
State.....	10 cents	10 cents	\$ 2,623	\$ 2,748
State Virginia Debt.....	10	10	2,622	2,748
Total State.....	20 cents	20 cents	\$ 5,245	\$ 5,496
County, General.....	30 cents	30 cents	\$ 7,868	\$ 8,243
Main County Road.....	25	25	6,557	6,869
County Road and Bridge.....	10	.....	2,622	.....
District Road.....	15	15	3,934	4,122
District Road Bonds.....	11	11	2,885	3,023
District Railroad Bonds.....	4	4	1,049	1,099
Total County and District.....	95 cents	85 cents	\$ 24,915	\$ 23,356
High School Teachers.....	7 cents	3 cents	\$ 1,836	\$ 824
Elementary Teachers.....	40	40	10,491	10,991
Elementary Maintenance Building.....	10	10	2,623	2,748
New Building.....	35	40	9,179	10,991
Total Schools.....	92 cents	93 cents	\$ 24,129	\$ 25,554
GRAND TOTAL.....	\$ 2.07	\$ 1.98	\$ 54,289	\$ 54,406

Morgan District complete includes Tables 6, 10, 11 and 12.

**MONONGALIA COUNTY—Table No. 7  
UNION DISTRICT**

CLASS OF PROPERTY	1920	1921	1920	1921
	Assessed Value	Assessed Value	Taxes Levied	Taxes Levied
Real Estate.....	\$ 1,913,335	\$ 1,945,500	\$ 38,649	\$ 37,937
Personal Property.....	544,040	505,470	10,990	9,857
Public Utility Property.....	761,303	793,536	15,378	15,474
<b>Total.....</b>	<b>\$ 3,218,678</b>	<b>\$ 3,244,506</b>	<b>\$ 65,017</b>	<b>\$ 63,268</b>
PURPOSES	1920	1921	1920	1921
	Levy on each \$100	Levy on each \$100	Taxes Levied	Taxes Levied
State.....	10 cents	10 cents	\$ 3,219	\$ 3,245
State Virginia Debt.....	10	10	3,218	3,245
<b>Total State.....</b>	<b>20 cents</b>	<b>20 cents</b>	<b>\$ 6,437</b>	<b>\$ 6,490</b>
County, General.....	30 cents	30 cents	\$ 9,658	\$ 9,733
Main County Road.....	25	25	8,047	8,111
County Road and Bridge.....	10		3,219	
District Road.....	15	15	4,828	4,867
District Road Bonds.....	35	35	11,265	11,356
<b>Total County and District.....</b>	<b>\$ 1.15</b>	<b>\$ 1.05</b>	<b>\$ 37,015</b>	<b>\$ 34,067</b>
High School Teachers.....	4 cents	4 cents	\$ 1,287	\$ 1,298
Elementary Teachers.....	40	40	12,875	12,978
Elementary Maintenance Building.....	5	6	1,009	1,946
New Building.....	18	20	5,794	6,489
<b>Total Schools.....</b>	<b>67 cents</b>	<b>70 cents</b>	<b>\$ 21,565</b>	<b>\$ 22,711</b>
<b>GRAND TOTAL.....</b>	<b>\$ 2.02</b>	<b>\$ 1.95</b>	<b>\$ 65,017</b>	<b>\$ 63,268</b>

**MONONGALIA COUNTY—Table No. 8  
MORGANTOWN IND. DISTRICT, GRANT DISTRICT—(Outside of  
Morgantown and Westover Municipalities)**

CLASS OF PROPERTY	1920	1921	1920	1921
	Assessed Value	Assessed Value	Taxes Levied	Taxes Levied
Real Estate.....	\$ 33,320	\$ 35,710	\$ 916	\$ 936
Personal Property.....	10,765	8,945	296	234
Public Utility Property.....				
<b>Total.....</b>	<b>\$ 44,085</b>	<b>\$ 44,655</b>	<b>\$ 1,212</b>	<b>\$ 1,170</b>
PURPOSES	1920	1921	1920	1921
	Levy on each \$100	Levy on each \$100	Taxes Levied	Taxes Levied
State.....	10 cents	10 cents	\$ 44	\$ 45
State Virginia Debt.....	10	10	44	45
<b>Total State.....</b>	<b>20 cents</b>	<b>20 cents</b>	<b>\$ 88</b>	<b>\$ 90</b>
County, General.....	30 cents	30 cents	\$ 133	\$ 134
Main County Road.....	25	25	110	112
County Road and Bridge.....	10		44	
District Road.....	15	15	66	67
District Road Bonds.....	27	27	119	120
<b>Total County and District.....</b>	<b>\$ 1.07</b>	<b>97 cents</b>	<b>\$ 472</b>	<b>\$ 433</b>
High School Teachers.....	34 cents	34 cents	\$ 150	\$ 152
High School Maintenance Building.....	8	9	35	40
Elementary Teachers.....	53	57	234	254
Elementary Maintenance Building.....	13	15	57	67
New Building.....	30	20	132	89
School Bonds.....	10	10	44	45
<b>Total Schools.....</b>	<b>\$ 1.48</b>	<b>\$ 1.45</b>	<b>\$ 652</b>	<b>\$ 647</b>
<b>GRAND TOTAL.....</b>	<b>\$ 2.75</b>	<b>\$ 2.62</b>	<b>\$ 1,212</b>	<b>\$ 1,170</b>

Morgantown Independent District complete includes Tables 8, 10 and 14.

**MONONGALIA COUNTY—Table No. 9**  
**BLACKSVILLE MUNICIPALITY, CLAY DISTRICT**

CLASS OF PROPERTY	1920 Assessed Value	1921 Assessed Value	1920 Taxes Levied	1921 Taxes Levied
Real Estate.....	\$ 92,875	\$ 93,810	\$ 1,783	\$ 1,792
Personal Property.....	83,930	79,770	1,612	1,523
Public Utility Property.....	2,517	7,741	48	148
<b>Total.....</b>	<b>\$ 179,322</b>	<b>\$ 181,321</b>	<b>\$ 3,443</b>	<b>\$ 3,463</b>
PURPOSES	1920 Levy on each \$100	1921 Levy on each \$100	1920 Taxes Levied	1921 Taxes Levied
State.....	10 cents	10 cents	\$ 179	\$ 181
State Virginia Debt.....	10	10	180	181
<b>Total State.....</b>	<b>20 cents</b>	<b>20 cents</b>	<b>\$ 359</b>	<b>\$ 362</b>
County, General.....	30 cents	30 cents	\$ 538	\$ 544
Main County Road.....	25	25	448	453
County Road and Bridge.....	10	.....	179	.....
District Railroad Bonds.....	20	20	359	363
<b>Total County and District.....</b>	<b>85 cents</b>	<b>75 cents</b>	<b>\$ 1,524</b>	<b>\$ 1,360</b>
High School Teachers.....	7 cents	8 cents	\$ 125	\$ 145
High School Maintenance Building.....	3	2	54	36
Elementary Teachers.....	33	37	592	671
Elementary Maintenance Building.....	9	7	161	127
New Building.....	.....	7	.....	127
<b>Total Schools.....</b>	<b>52 cents</b>	<b>\$ 61 cents</b>	<b>\$ 932</b>	<b>\$ 1,106</b>
Municipal General.....	35 cents	35 cents	\$ 628	\$ 635
<b>Total Municipal.....</b>	<b>35 cents</b>	<b>35 cents</b>	<b>\$ 628</b>	<b>\$ 635</b>
<b>GRAND TOTAL.....</b>	<b>\$ 1.92</b>	<b>\$ 1.91</b>	<b>\$ 3,443</b>	<b>\$ 3,463</b>

**MONONGALIA COUNTY—Table No. 10**  
**MORGANTOWN MUNICIPALITY, MORGANTOWN IND. DISTRICT,**  
**MORGAN DISTRICT**

CLASS OF PROPERTY	1920 Assessed Value	1921 Assessed Value	1920 Taxes Levied	1921 Taxes Levied
Real Estate.....	\$ 8,801,425	\$ 9,626,180	\$ 267,563	\$ 309,000
Personal Property.....	4,954,635	6,422,100	150,621	206,150
Public Utility Property.....	2,392,532	2,596,758	72,733	83,356
<b>Total.....</b>	<b>\$ 16,148,592</b>	<b>\$ 18,645,038</b>	<b>\$ 490,917</b>	<b>\$ 598,506</b>
PURPOSES	1920 Levy on each \$100	1921 Levy on each \$100	1920 Taxes Levied	1921 Taxes Levied
State.....	10 cents	10 cents	\$ 16,149	\$ 18,645
State Virginia Debt.....	10	10	16,148	18,645
<b>Total State.....</b>	<b>20 cents</b>	<b>20 cents</b>	<b>\$ 32,297</b>	<b>\$ 37,290</b>
County, General.....	29 cents	30 cents	\$ 46,831	\$ 55,935
Main County Road.....	25	25	40,371	46,613
County Road and Bridge.....	10	.....	16,149	.....
District Road Bonds.....	11	11	17,763	20,510
District Railroad Bonds.....	4	4	6,460	7,458
<b>Total County and District.....</b>	<b>79 cents</b>	<b>70 cents</b>	<b>\$ 127,574</b>	<b>\$ 130,516</b>
High School Teachers.....	34 cents	34 cents	\$ 54,905	\$ 63,393
High School Maintenance Building.....	8	9	12,919	16,781
Elementary Teachers.....	53	57	85,588	106,277
Elementary Maintenance Building.....	13	15	20,993	27,967
New Building.....	30	20	48,446	37,290
School Bonds.....	10	10	16,148	18,645
<b>Total Schools.....</b>	<b>\$ 1.48</b>	<b>\$ 1.45</b>	<b>\$ 238,999</b>	<b>\$ 270,353</b>
Municipal General.....	50 cents	80 cents	\$ 80,743	\$ 149,160
Municipal Bonds.....	7	6	11,304	11,187
<b>Total Municipal.....</b>	<b>57 cents</b>	<b>86 cents</b>	<b>\$ 92,047</b>	<b>\$ 160,347</b>
<b>GRAND TOTAL.....</b>	<b>\$ 3.04</b>	<b>\$ 3.21</b>	<b>\$ 490,917</b>	<b>\$ 598,506</b>

Morgantown Independent District complete includes Tables 8, 10 and 14.

MONONGALIA COUNTY—Table No. 11  
STAR CITY MUNICIPALITY, MORGAN DISTRICT

CLASS OF PROPERTY	1920	1921	1920	1921
	Assessed Value	Assessed Value	Taxes Levied	Taxes Levied
Real Estate.....	\$ 219,700	\$ 249,880	\$ 5,756	\$ 6,322
Personal Property.....	94,390	113,660	2,473	2,875
Public Utility Property.....	108,055	112,555	2,831	2,848
Total.....	\$ 422,145	\$ 476,095	\$ 11,060	\$ 12,045
PURPOSES	1920	1921	1920	1921
	Levy on each \$100	Levy on each \$100	Taxes Levied	Taxes Levied
State.....	10 cents	10 cents	\$ 422	\$ 476
State Virginia Debt.....	10	10	422	476
Total State.....	20 cents	20 cents	\$ 844	\$ 952
County, General.....	30 cents	30 cents	\$ 1,266	\$ 1,428
Main County Road.....	25	25	1,055	1,190
County Road and Bridge.....	10	.....	422	.....
District Road Bonds.....	11	11	465	524
District Railroad Bonds.....	4	4	169	191
Total County and District.....	80 cents	70 cents	\$ 3,377	\$ 3,333
High School Teachers.....	7 cents	3 cents	\$ 296	\$ 143
Elementary Teachers.....	40	40	1,689	1,904
Elementary Maintenance Building.....	10	10	422	476
New Building.....	35	40	1,477	1,905
Total Schools.....	92 cents	93 cents	\$ 3,884	\$ 4,428
Municipal General.....	50 cents	50 cents	\$ 2,111	\$ 2,380
Municipal Bonds.....	20	20	844	952
Total Municipal.....	70 cents	70 cents	\$ 2,955	\$ 3,332
GRAND TOTAL.....	\$ 2.62	\$ 2.53	\$ 11,060	\$ 12,045

MONONGALIA COUNTY—Table No. 12  
STURGISS CITY MUNICIPALITY, MORGAN DISTRICT

CLASS OF PROPERTY	1920	1921	1920	1921
	Assessed Value	Assessed Value	Taxes Levied	Taxes Levied
Real Estate.....	\$ 619,955	\$ 599,235	\$ 14,383	\$ 14,621
Personal Property.....	542,075	622,755	12,576	15,195
Public Utility Property.....	107,219	264,000	2,487	6,442
Total.....	\$ 1,269,249	\$ 1,485,990	\$ 29,446	\$ 36,258
PURPOSES	1920	1921	1920	1921
	Levy on each \$100	Levy on each \$100	Taxes Levied	Taxes Levied
State.....	10 cents	10 cents	\$ 1,269	\$ 1,486
State Virginia Debt.....	10	10	1,269	1,486
Total State.....	20 cents	20 cents	\$ 2,538	\$ 2,972
County, General.....	30 cents	30 cents	\$ 3,808	\$ 4,458
Main County Road.....	25	25	3,173	3,715
County Road and Bridge.....	10	.....	1,269	.....
District Road Bonds.....	11	11	1,396	1,635
District Railroad Bonds.....	4	4	508	594
Total County and District.....	80 cents	70 cents	\$ 10,154	\$ 10,402
High School Teachers.....	7 cents	3 cents	\$ 889	\$ 446
Elementary Teachers.....	40	40	5,077	5,944
Elementary Maintenance Building.....	10	10	1,269	1,486
New Building.....	35	40	4,442	5,944
Total Schools.....	92 cents	93 cents	\$ 11,677	\$ 13,820
Municipal General.....	40 cents	30 cents	\$ 5,077	\$ 4,458
Municipal Bonds.....	.....	31	.....	4,806
Total Municipal.....	40 cents	61 cents	\$ 5,077	\$ 9,064
GRAND TOTAL.....	\$ 2.32	\$ 2.44	\$ 29,446	\$ 36,258

**MONONGALIA COUNTY—Table No. 13**  
**RIVERSIDE MUNICIPALITY, GRANT DISTRICT**

CLASS OF PROPERTY	1920	1921	1920	1921
	Assessed Value	Assessed Value	Taxes Levied	Taxes Levied
Real Estate.....	\$ 155,000	\$ 245,925	\$ 3,379	\$ 4,894
Personal Property.....	39,675	104,420	865	2,078
Public Utility Property.....	89,652	90,601	1,954	1,803
<b>Total.....</b>	<b>\$ 284,327</b>	<b>\$ 440,946</b>	<b>\$ 6,198</b>	<b>\$ 8,775</b>
PURPOSES	1920	1921	1920	1921
	Levy on each \$100	Levy on each \$100	Taxes Levied	Taxes Levied
State.....	10 cents	10 cents	\$ 284	\$ 441
State Virginia Debt.....	10	10	285	441
<b>Total State.....</b>	<b>20 cents</b>	<b>20 cents</b>	<b>\$ 569</b>	<b>\$ 882</b>
County, General.....	30 cents	30 cents	\$ 853	\$ 1,323
Main County Road.....	25	25	711	1,102
County Road and Bridge.....	10	.....	284	.....
District Road Bonds.....	27	27	768	1,191
<b>Total County and District.....</b>	<b>92 cents</b>	<b>82 cents</b>	<b>\$ 2,616</b>	<b>\$ 3,616</b>
High School Teachers.....	..... cents	2 cents	.....	\$ 88
Elementary Teachers.....	25	30	711	1,323
Elementary Maintenance Building.....	6	4	170	176
New Building.....	25	11	711	485
<b>Total Schools.....</b>	<b>56 cents</b>	<b>47 cents</b>	<b>\$ 1,592</b>	<b>\$ 2,072</b>
Municipal General.....	50 cents	50 cents	\$ 1,421	\$ 2,205
<b>Total Municipal.....</b>	<b>50 cents</b>	<b>50 cents</b>	<b>\$ 1,421</b>	<b>\$ 2,205</b>
<b>GRAND TOTAL.....</b>	<b>\$ 2.18</b>	<b>\$ 1.99</b>	<b>\$ 6,198</b>	<b>\$ 8,775</b>

**MONONGALIA COUNTY—Table No. 14**  
**WESTOVER MUNICIPALITY, MORGANTOWN IND. DISTRICT,**  
**GRANT DISTRICT**

CLASS OF PROPERTY	1920	1921	1920	1921
	Assessed Value	Assessed Value	Taxes Levied	Taxes Levied
Real Estate.....	\$ 519,135	\$ 557,125	\$ 16,093	\$ 16,546
Personal Property.....	229,555	236,490	7,116	7,024
Public Utility Property.....	556,212	595,635	17,243	17,690
<b>Total.....</b>	<b>\$ 1,304,902</b>	<b>\$ 1,389,250</b>	<b>\$ 40,452</b>	<b>\$ 41,260</b>
PURPOSES	1920	1921	1920	1921
	Levy on each \$100	Levy on each \$100	Taxes Levied	Taxes Levied
State.....	10 cents	10 cents	\$ 1,305	\$ 1,389
State Virginia Debt.....	10	10	1,305	1,389
<b>Total State.....</b>	<b>20 cents</b>	<b>20 cents</b>	<b>\$ 2,610</b>	<b>\$ 2,778</b>
County, General.....	30 cents	30 cents	\$ 3,915	\$ 4,168
Main County Road.....	25	25	3,262	3,473
County Road and Bridge.....	10	.....	1,305	.....
District Road Bonds.....	27	27	3,523	3,751
<b>Total County and District.....</b>	<b>92 cents</b>	<b>82 cents</b>	<b>\$ 12,005</b>	<b>\$ 11,392</b>
High School Teachers.....	34 cents	34 cents	\$ 4,437	\$ 4,723
High School Maintenance Building.....	8	9	1,044	1,250
Elementary Teachers.....	53	57	6,916	7,919
Elementary Maintenance Building.....	13	15	1,696	2,084
New Building.....	30	20	3,915	2,779
School Bonds.....	10	10	1,305	1,389
<b>Total Schools.....</b>	<b>\$ 1.48</b>	<b>\$ 1.45</b>	<b>\$ 19,313</b>	<b>\$ 20,144</b>
Municipal General.....	50 cents	50 cents	\$ 6,524	\$ 6,946
<b>Total Municipal.....</b>	<b>50 cents</b>	<b>50 cents</b>	<b>\$ 6,524</b>	<b>\$ 6,946</b>
<b>GRAND TOTAL.....</b>	<b>\$ 3.10</b>	<b>\$ 2.97</b>	<b>\$ 40,452</b>	<b>\$ 41,260</b>

Morgantown Independent District complete includes Tables 8, 10 and 14.

**RECAPITULATION OF MONONGALIA COUNTY  
ASSESSED VALUE**

Class of Property	1920			1921		
	Districts	Municipalities	Total	Districts	Municipalities	Total
Real Estate.....	\$ 23,605,195	\$ 10,408,090	\$ 34,013,285	\$ 24,101,428	\$ 11,372,155	\$ 35,473,583
Personal Property.....	7,469,575	5,944,260	13,413,835	8,295,370	7,579,195	15,874,565
Public Utility Property....	7,196,836	3,256,187	10,453,023	7,345,755	3,667,290	11,013,045
<b>Total.....</b>	<b>\$ 38,271,606</b>	<b>\$ 19,608,537</b>	<b>\$ 57,880,143</b>	<b>\$ 39,742,553</b>	<b>\$ 22,618,640</b>	<b>\$ 62,361,193</b>

**TAXES LEVIED**

Purposes	1920			1921		
	Districts	Municipalities	Total	Districts	Municipalities	Total
State.....	\$ 38,271	\$ 19,608	\$ 57,879	\$ 39,743	\$ 22,618	\$ 62,361
State Virginia Debt.....	38,271	19,609	57,880	39,743	22,618	62,361
<b>Total State.....</b>	<b>\$ 76,542</b>	<b>\$ 39,217</b>	<b>\$ 115,759</b>	<b>\$ 79,486</b>	<b>\$ 45,236</b>	<b>\$ 124,722</b>
County, General.....	\$ 114,815	\$ 57,211	\$ 172,026	\$ 119,228	\$ 67,856	\$ 187,084
Main County Road.....	95,681	49,020	144,701	99,356	56,546	155,902
County Road and Bridge.....	38,270	19,608	57,878			
District Road.....	57,407		57,407	59,614		59,614
District Road Bonds.....	58,004	23,915	81,919	62,909	27,611	90,520
District Railroad Bonds.....	19,444	7,496	26,940	19,353	8,606	27,959
<b>Total County and District.....</b>	<b>\$ 383,621</b>	<b>\$ 157,250</b>	<b>\$ 540,871</b>	<b>\$ 360,460</b>	<b>\$ 160,619</b>	<b>\$ 521,079</b>
High School Teachers.....	\$ 16,829	\$ 60,652	\$ 77,481	\$ 17,790	\$ 68,938	\$ 86,728
High School Maint. Bldg.....	5,357	14,017	19,374	2,491	18,067	20,558
Elementary Teachers.....	115,572	100,573	216,145	138,762	124,038	262,800
Elementary Maint. Bldg.....	23,637	24,711	48,348	20,670	32,316	52,986
New Building.....	63,581	58,991	122,572	61,450	48,530	109,980
School Bonds.....	44	17,453	17,497	45	20,034	20,079
<b>Total Schools.....</b>	<b>\$ 225,020</b>	<b>\$ 276,397</b>	<b>\$ 501,417</b>	<b>\$ 241,208</b>	<b>\$ 311,923</b>	<b>\$ 553,131</b>
Municipal General.....	\$.....	\$ 96,504	\$ 96,504	\$.....	\$ 165,784	\$ 165,784
Municipal Bonds.....		12,148	12,148		16,745	16,745
<b>Total Municipal.....</b>	<b>\$.....</b>	<b>\$ 108,652</b>	<b>\$ 108,652</b>	<b>\$.....</b>	<b>\$ 182,529</b>	<b>\$ 182,529</b>
<b>GRAND TOTAL.....</b>	<b>\$ 685,183</b>	<b>\$ 581,516</b>	<b>\$ 1,266,699</b>	<b>\$ 681,154</b>	<b>\$ 700,307</b>	<b>\$ 1,381,461</b>
<b>Total Average Rate of Levy on Each \$100.....</b>	<b>\$ 1.79</b>	<b>\$ 2.966</b>	<b>\$ 2.188</b>	<b>\$ 1.714</b>	<b>\$ 3.096</b>	<b>\$ 2.215</b>
<b>For All Purposes</b>						
On Real Estate.....	\$ 425,061	\$ 308,957	\$ 734,018	\$ 413,930	\$ 353,175	\$ 767,114
On Personal Property.....	131,099	175,263	306,362	141,805	234,845	376,650
On Public Utility Property.....	129,023	97,296	226,319	125,410	112,287	237,697
<b>Total.....</b>	<b>\$ 685,183</b>	<b>\$ 581,516</b>	<b>\$ 1,266,699</b>	<b>\$ 681,154</b>	<b>\$ 700,307</b>	<b>\$ 1,381,461</b>

**MONROE COUNTY—Table No. 1**  
**RED SULPHUR DISTRICT**

CLASS OF PROPERTY	1920	1921	1920	1921
	Assessed Value	Assessed Value	Taxes Levied	Taxes Levied
Real Estate.....	\$ 1,121,725	\$ 1,228,655	\$ 21,312	\$ 21,133
Personal Property.....	465,450	447,505	8,844	7,697
Public Utility Property.....	7,956	9,388	151	162
<b>Total.....</b>	<b>\$ 1,595,131</b>	<b>\$ 1,685,548</b>	<b>\$ 30,307</b>	<b>\$ 28,992</b>
PURPOSES	1920	1921	1920	1921
	Levy on each \$100	Levy on each \$100	Taxes Levied	Taxes Levied
State.....	10 cents	10 cents	\$ 1,595	\$ 1,686
State Virginia Debt.....	10	10	1,595	1,686
<b>Total State.....</b>	<b>20 cents</b>	<b>20 cents</b>	<b>\$ 3,190</b>	<b>\$ 3,372</b>
County, General.....	30 cents	30 cents	\$ 4,785	\$ 5,057
Main County Road.....	25	20	3,988	3,371
County Road and Bridge.....	10	.....	1,595	.....
District Road.....	15	10	2,393	1,685
<b>Total County and District.....</b>	<b>80 cents</b>	<b>60 cents</b>	<b>\$ 12,761</b>	<b>\$ 10,113</b>
High School Teachers.....	15 cents	15 cents	\$ 2,393	\$ 2,528
High School Maintenance Building.....	5	2	798	337
Elementary Teachers.....	40	40	6,380	6,742
Elementary Maintenance Building.....	10	15	1,595	2,529
New Building.....	20	20	3,190	3,371
<b>Total Schools.....</b>	<b>90 cents</b>	<b>92 cents</b>	<b>\$ 14,356</b>	<b>\$ 15,507</b>
<b>GRAND TOTAL.....</b>	<b>\$ 1.90</b>	<b>\$ 1.72</b>	<b>\$ 30,307</b>	<b>\$ 28,992</b>

**MONROE COUNTY—Table No. 2**  
**SECOND CREEK DISTRICT**

CLASS OF PROPERTY	1920	1921	1920	1921
	Assessed Value	Assessed Value	Taxes Levied	Taxes Levied
Real Estate.....	\$ 862,820	\$ 923,750	\$ 15,531	\$ 16,166
Personal Property.....	380,040	296,900	6,841	5,196
Public Utility Property.....	3,006	2,148	54	37
<b>Total.....</b>	<b>\$ 1,245,866</b>	<b>\$ 1,222,798</b>	<b>\$ 22,426</b>	<b>\$ 21,399</b>
PURPOSES	1920	1921	1920	1921
	Levy on each \$100	Levy on each \$100	Taxes Levied	Taxes Levied
State.....	10 cents	10 cents	\$ 1,246	\$ 1,223
State Virginia Debt.....	10	10	1,246	1,223
<b>Total State.....</b>	<b>20 cents</b>	<b>20 cents</b>	<b>\$ 2,492</b>	<b>\$ 2,446</b>
County, General.....	30 cents	30 cents	\$ 3,738	\$ 3,668
Main County Road.....	25	20	3,115	2,446
County Road and Bridge.....	10	.....	1,245	.....
District Road.....	15	15	1,869	1,834
<b>Total County and District.....</b>	<b>80 cents</b>	<b>65 cents</b>	<b>\$ 9,967</b>	<b>\$ 7,948</b>
High School Teachers.....	15 cents	15 cents	\$ 1,869	\$ 1,834
Elementary Teachers.....	40	40	4,983	4,891
Elementary Maintenance Building.....	10	15	1,246	1,834
New Building.....	15	20	1,869	2,446
<b>Total Schools.....</b>	<b>80 cents</b>	<b>90 cents</b>	<b>\$ 9,967</b>	<b>\$ 11,005</b>
<b>GRAND TOTAL.....</b>	<b>\$ 1.80</b>	<b>\$ 1.75</b>	<b>\$ 22,426</b>	<b>\$ 21,399</b>

**MONROE COUNTY—Table No. 3**  
**SPRINGFIELD DISTRICT**

CLASS OF PROPERTY	1920	1921	1920	1921
	Assessed Value	Assessed Value	Taxes Levied	Taxes Levied
Real Estate.....	\$ 913,275	\$ 979,780	\$ 15,526	\$ 18,420
Personal Property.....	335,465	320,840	5,703	6,032
Public Utility Property.....	6,478	7,331	110	138
<b>Total.....</b>	<b>\$ 1,255,218</b>	<b>\$ 1,307,951</b>	<b>\$ 21,339</b>	<b>\$ 24,590</b>
PURPOSES	1920	1921	1920	1921
	Levy on each \$100	Levy on each \$100	Taxes Levied	Taxes Levied
State.....	10 cents	10 cents	\$ 1,255	\$ 1,308
State Virginia Debt.....	10	10	1,255	1,308
<b>Total State.....</b>	<b>20 cents</b>	<b>20 cents</b>	<b>\$ 2,510</b>	<b>\$ 2,616</b>
County, General.....	30 cents	30 cents	\$ 3,766	\$ 3,924
Main County Road.....	25	20	3,138	2,616
County Road and Bridge.....	10	.....	1,255	.....
District Road.....	15	15	1,883	1,962
<b>Total County and District.....</b>	<b>80 cents</b>	<b>65 cents</b>	<b>\$ 10,042</b>	<b>\$ 8,502</b>
High School Teachers.....	10 cents	20 cents	\$ 1,255	\$ 2,616
High School Maintenance Building.....	.....	10	.....	1,308
Elementary Teachers.....	40	40	5,021	5,232
Elementary Maintenance Building.....	10	15	1,255	1,962
New Building.....	10	18	1,256	2,354
<b>Total Schools.....</b>	<b>70 cents</b>	<b>\$ 1.03</b>	<b>\$ 8,787</b>	<b>\$ 13,472</b>
<b>GRAND TOTAL.....</b>	<b>\$ 1.70</b>	<b>\$ 1.88</b>	<b>\$ 21,339</b>	<b>\$ 24,590</b>

**MONROE COUNTY—Table No. 4**  
**SWEET SPRINGS DISTRICT**

CLASS OF PROPERTY	1920	1921	1920	1921
	Assessed Value	Assessed Value	Taxes Levied	Taxes Levied
Real Estate.....	\$ 1,155,815	\$ 1,217,379	\$ 21,961	\$ 23,374
Personal Property.....	512,180	364,055	9,731	6,990
Public Utility Property.....	154,549	160,251	2,936	3,077
<b>Total.....</b>	<b>\$ 1,822,544</b>	<b>\$ 1,741,685</b>	<b>\$ 34,628</b>	<b>\$ 33,441</b>
PURPOSES	1920	1921	1920	1921
	Levy on each \$100	Levy on each \$100	Taxes Levied	Taxes Levied
State.....	10 cents	10 cents	\$ 1,822	\$ 1,742
State Virginia Debt.....	10	10	1,823	1,742
<b>Total State.....</b>	<b>20 cents</b>	<b>20 cents</b>	<b>\$ 3,645</b>	<b>\$ 3,484</b>
County, General.....	30 cents	30 cents	\$ 5,468	\$ 5,225
Main County Road.....	25	20	4,556	3,483
County Road and Bridge.....	10	.....	1,822	.....
District Road.....	15	15	2,734	2,613
<b>Total County and District.....</b>	<b>80 cents</b>	<b>65 cents</b>	<b>\$ 14,580</b>	<b>\$ 11,321</b>
High School Teachers.....	12 cents	26 cents	\$ 2,187	\$ 4,528
High School Maintenance Building.....	8	6	1,458	1,045
Elementary Teachers.....	40	40	7,290	6,967
Elementary Maintenance Building.....	10	15	1,823	2,613
New Building.....	20	20	3,645	3,483
<b>Total Schools.....</b>	<b>90 cents</b>	<b>\$ 1.07</b>	<b>\$ 16,403</b>	<b>\$ 18,636</b>
<b>GRAND TOTAL.....</b>	<b>\$ 1.90</b>	<b>\$ 1.92</b>	<b>\$ 34,628</b>	<b>\$ 33,441</b>



**MONROE COUNTY—Table No. 5**  
**UNION DISTRICT—(Outside of Union Municipality)**

CLASS OF PROPERTY	1920	1921	1920	1921
	Assessed Value	Assessed Value	Taxes Levied	Taxes Levied
Real Estate.....	\$ 1,177,825	\$ 1,270,025	\$ 25,441	\$ 31,243
Personal Property.....	533,505	375,637	11,524	9,241
Public Utility Property.....	3,231	2,975	70	73
<b>Total.....</b>	<b>\$ 1,714,561</b>	<b>\$ 1,648,637</b>	<b>\$ 37,035</b>	<b>\$ 40,557</b>
PURPOSES	1920	1921	1920	1921
	Levy on each \$100	Levy on each \$100	Taxes Levied	Taxes Levied
State.....	10 cents	10 cents	\$ 1,714	\$ 1,649
State Virginia Debt.....	10	10	1,715	1,649
<b>Total State.....</b>	<b>20 cents</b>	<b>20 cents</b>	<b>\$ 3,429</b>	<b>\$ 3,298</b>
County, General.....	30 cents	30 cents	\$ 5,144	\$ 4,946
Main County Road.....	25	20	4,286	3,297
County Road and Bridge.....	10	.....	1,715	.....
District Road.....	15	15	2,572	2,473
District Road Bonds.....	32	32	5,487	5,276
<b>Total County and District.....</b>	<b>\$ 1.12</b>	<b>97 cents</b>	<b>\$ 19,204</b>	<b>\$ 15,992</b>
High School Teachers.....	18 cents	20 cents	\$ 3,086	\$ 3,297
High School Maintenance Building.....	3	4	514	659
Elementary Teachers.....	45	40	7,716	6,595
Elementary Maintenance Building.....	10	15	1,714	2,473
New Building.....	8	38	1,372	6,265
School Bonds.....	.....	12	.....	1,978
<b>Total Schools.....</b>	<b>84 cents</b>	<b>\$ 1.29</b>	<b>\$ 14,402</b>	<b>\$ 21,267</b>
<b>GRAND TOTAL.....</b>	<b>\$ 2.16</b>	<b>\$ 2.46</b>	<b>\$ 37,035</b>	<b>\$ 40,557</b>

Union District complete includes Tables 5 and 9.

**MONROE COUNTY—Table No. 6**  
**WOLF CREEK DISTRICT—(Outside of Alderson Ind. District)**

CLASS OF PROPERTY	1920	1921	1920	1921
	Assessed Value	Assessed Value	Taxes Levied	Taxes Levied
Real Estate.....	\$ 608,250	\$ 661,520	\$ 14,355	\$ 13,098
Personal Property.....	157,895	153,630	3,726	3,042
Public Utility Property.....	66,751	61,767	1,575	1,223
<b>Total.....</b>	<b>\$ 832,896</b>	<b>\$ 876,917</b>	<b>\$ 19,656</b>	<b>\$ 17,363</b>
PURPOSES	1920	1921	1920	1921
	Levy on each \$100	Levy on each \$100	Taxes Levied	Taxes Levied
State.....	10 cents	10 cents	\$ 833	\$ 877
State Virginia Debt.....	10	10	833	877
<b>Total State.....</b>	<b>20 cents</b>	<b>20 cents</b>	<b>\$ 1,666</b>	<b>\$ 1,754</b>
County, General.....	30 cents	30 cents	\$ 2,499	\$ 2,631
Main County Road.....	25	20	2,082	1,754
County Road and Bridge.....	10	.....	833	.....
District Road.....	15	15	1,249	1,315
District Road Bonds.....	46	33	3,831	2,894
<b>Total County and District.....</b>	<b>\$ 1.26</b>	<b>98 cents</b>	<b>\$ 10,494</b>	<b>\$ 8,594</b>
Elementary Teachers.....	40 cents	40 cents	\$ 3,331	\$ 3,508
Elementary Maintenance Building.....	10	15	833	1,315
New Building.....	40	25	3,332	2,192
<b>Total Schools.....</b>	<b>90 cents</b>	<b>80 cents</b>	<b>\$ 7,496</b>	<b>\$ 7,015</b>
<b>GRAND TOTAL.....</b>	<b>\$ 2.36</b>	<b>\$ 1.98</b>	<b>\$ 19,656</b>	<b>\$ 17,363</b>

Wolf Creek District complete includes Tables 6, 7 and 8.

**MONROE COUNTY—Table No. 7**  
**ALDERSON IND. DISTRICT, WOLF CREEK DISTRICT—(Outside of**  
**Alderson Municipality and exclusive of Alderson Ind. District**  
**in Greenbrier County)**

CLASS OF PROPERTY	1920		1921	
	Assessed Value	Assessed Value	Taxes Levied	Taxes Levied
Real Estate.....	\$ 42,450	\$ 51,100	\$ 1,125	\$ 1,191
Personal Property.....	25,740	23,485	682	547
Public Utility Property.....	188,882	182,805	5,005	4,259
<b>Total.....</b>	<b>\$ 257,072</b>	<b>\$ 257,390</b>	<b>\$ 6,812</b>	<b>\$ 5,997</b>
PURPOSES	1920		1921	
	Levy on each \$100	Levy on each \$100	Taxes Levied	Taxes Levied
State.....	10 cents	10 cents	\$ 257	\$ 257
State Virginia Debt.....	10	10	257	257
<b>Total State.....</b>	<b>20 cents</b>	<b>20 cents</b>	<b>\$ 514</b>	<b>\$ 514</b>
County, General.....	30 cents	30 cents	\$ 771	\$ 772
Main County Road.....	25	20	643	515
County Road and Bridge.....	10	.....	257	.....
District Road.....	15	15	386	386
District Road Bonds.....	46	33	1,182	850
<b>Total County and District.....</b>	<b>\$ 1.26</b>	<b>98 cents</b>	<b>\$ 3,239</b>	<b>\$ 2,523</b>
High School Teachers.....	32 cents	37 cents	\$ 823	\$ 952
High School Maintenance Building.....	10	10	257	257
Elementary Teachers.....	40	40	1,028	1,030
Elementary Maintenance Building.....	10	10	257	257
New Building.....	20	12	514	309
School Bonds.....	7	6	180	155
<b>Total Schools.....</b>	<b>\$ 1.19</b>	<b>\$ 1.15</b>	<b>\$ 3,059</b>	<b>\$ 2,960</b>
<b>GRAND TOTAL.....</b>	<b>\$ 2.65</b>	<b>\$ 2.33</b>	<b>\$ 6,812</b>	<b>\$ 5,997</b>

Alderson Independent District complete includes Tables 7 and 8 herein and Tables 11 and 13 of Greenbrier County.

**MONROE COUNTY—Table No. 8**  
**ALDERSON MUNICIPALITY, ALDERSON IND. DISTRICT, WOLF**  
**CREEK DISTRICT—(Exclusive of Ind. Dist. outside of Municipality**  
**and Alderson in Greenbrier County)**

CLASS OF PROPERTY	1920		1921	
	Assessed Value	Assessed Value	Taxes Levied	Taxes Levied
Real Estate.....	\$ 240,900	\$ 352,205	\$ 7,227	\$ 9,439
Personal Property.....	317,455	297,495	9,524	7,973
Public Utility Property.....	127,044	127,357	3,811	3,413
<b>Total.....</b>	<b>\$ 685,399</b>	<b>\$ 777,057</b>	<b>\$ 20,562</b>	<b>\$ 20,825</b>
PURPOSES	1920		1921	
	Levy on each \$100	Levy on each \$100	Taxes Levied	Taxes Levied
State.....	10 cents	10 cents	\$ 685	\$ 777
State Virginia Debt.....	10	10	686	777
<b>Total State.....</b>	<b>20 cents</b>	<b>20 cents</b>	<b>\$ 1,371</b>	<b>\$ 1,554</b>
County, General.....	30 cents	30 cents	\$ 2,056	\$ 2,331
Main County Road.....	25	20	1,714	1,554
County Road and Bridge.....	10	.....	685	.....
District Road Bonds.....	46	33	3,153	2,565
<b>Total County and District.....</b>	<b>\$ 1.11</b>	<b>83 cents</b>	<b>\$ 7,608</b>	<b>\$ 6,450</b>
High School Teachers.....	32 cents	37 cents	\$ 2,193	\$ 2,875
High School Maintenance Building.....	10	10	685	777
Elementary Teachers.....	40	40	2,742	3,108
Elementary Maintenance Building.....	10	10	685	777
New Building.....	20	12	1,371	933
School Bonds.....	7	6	480	466
<b>Total Schools.....</b>	<b>\$ 1.19</b>	<b>\$ 1.15</b>	<b>\$ 8,156</b>	<b>\$ 8,936</b>
Municipal General.....	50 cents	50 cents	\$ 3,427	\$ 3,885
<b>Total Municipal.....</b>	<b>50 cents</b>	<b>50 cents</b>	<b>\$ 3,427</b>	<b>\$ 3,885</b>
<b>GRAND TOTAL.....</b>	<b>\$ 3.00</b>	<b>\$ 2.68</b>	<b>\$ 20,562</b>	<b>\$ 20,825</b>

Alderson Municipality complete includes above Table 8 and Table 13 of Greenbrier County.

Alderson Independent District complete includes Tables 7 and 8 herein and Tables 11 and 13 of Greenbrier County.

**MONROE COUNTY—Table No. 9**  
**UNION MUNICIPALITY, UNION DISTRICT**

CLASS OF PROPERTY	1920 Assessed Value	1921 Assessed Value	1920 Taxes Levied	1921 Taxes Levied
Real Estate.....	\$ 98,310	\$ 126,795	\$ 2,399	\$ 3,664
Personal Property.....	159,300	120,005	3,887	3,468
Public Utility Property.....	378	1,372	9	40
<b>Total.....</b>	<b>\$ 257,988</b>	<b>\$ 248,172</b>	<b>\$ 6,295</b>	<b>\$ 7,172</b>
PURPOSES	1920 Levy on each \$100	1921 Levy on each \$100	1920 Taxes Levied	1921 Taxes Levied
State.....	10 cents	10 cents	\$ 258	\$ 248
State Virginia Debt.....	10	10	258	248
<b>Total State.....</b>	<b>20 cents</b>	<b>20 cents</b>	<b>\$ 516</b>	<b>\$ 496</b>
County, General.....	30 cents	30 cents	\$ 774	\$ 745
Main County Road.....	25	20	645	496
County Road and Bridge.....	10	.....	258	.....
District Road Bonds.....	32	32	826	794
<b>Total County and District.....</b>	<b>97 cents</b>	<b>82 cents</b>	<b>\$ 2,503</b>	<b>\$ 2,035</b>
High School Teachers.....	18 cents	20 cents	\$ 464	\$ 497
High School Maintenance Building.....	3	4	78	99
Elementary Teachers.....	45	40	1,161	993
Elementary Maintenance Building.....	10	15	258	372
New Building.....	8	38	206	943
School Bonds.....	.....	12	.....	298
<b>Total Schools.....</b>	<b>84 cents</b>	<b>\$ 1.29</b>	<b>\$ 2,167</b>	<b>\$ 3,202</b>
Municipal General.....	20 cents	50 cents	\$ 516	\$ 1,241
Municipal Bonds.....	23	8	593	198
<b>Total Municipal.....</b>	<b>43 cents</b>	<b>58 cents</b>	<b>\$ 1,109</b>	<b>\$ 1,439</b>
<b>GRAND TOTAL.....</b>	<b>\$ 2.44</b>	<b>\$ 2.89</b>	<b>\$ 6,295</b>	<b>\$ 7,172</b>

**RECAPITULATION OF MONROE COUNTY  
ASSESSED VALUE**

Class of Property	1920			1921		
	Districts	Municipalities	Total	Districts	Municipalities	Total
Real Estate.....	\$ 5,882,160	\$ 339,210	\$ 6,221,370	\$ 6,332,209	\$ 479,000	\$ 6,811,209
Personal Property.....	2,410,275	476,755	2,887,030	1,982,052	417,500	2,399,552
Public Utility Property.....	430,853	127,422	558,275	426,665	128,729	555,394
<b>Total.....</b>	<b>\$ 8,723,288</b>	<b>\$ 943,387</b>	<b>\$ 9,666,675</b>	<b>\$ 8,740,926</b>	<b>\$ 1,025,229</b>	<b>\$ 9,766,155</b>

**TAXES LEVIED**

Purposes	1920			1921		
	Districts	Municipalities	Total	Districts	Municipalities	Total
State.....	\$ 8,722	\$ 943	\$ 9,665	\$ 8,742	\$ 1,025	\$ 9,767
State Virginia Debt.....	8,724	944	9,668	8,742	1,025	9,767
<b>Total State.....</b>	<b>\$ 17,446</b>	<b>\$ 1,887</b>	<b>\$ 19,333</b>	<b>\$ 17,484</b>	<b>\$ 2,050</b>	<b>\$ 19,534</b>
County, General.....	\$ 26,171	\$ 2,830	\$ 29,001	\$ 26,223	\$ 3,076	\$ 29,299
Main County Road.....	21,808	2,359	24,167	17,482	2,050	19,532
County Road and Bridge..	8,722	943	9,665	.....	.....	.....
District Road.....	13,086	.....	13,086	12,268	.....	12,268
District Road Bonds.....	10,500	3,979	14,479	9,020	3,359	12,379
<b>Total County and District.....</b>	<b>\$ 80,287</b>	<b>\$ 10,111</b>	<b>\$ 90,398</b>	<b>\$ 64,993</b>	<b>\$ 8,485</b>	<b>\$ 73,478</b>
High School Teachers....	\$ 11,613	\$ 2,657	\$ 14,270	\$ 15,755	\$ 3,372	\$ 19,127
High School Maint. Bldg..	3,027	763	3,790	3,606	876	4,482
Elementary Teachers.....	35,749	3,903	39,652	34,965	4,101	39,066
Elementary Maint. Bldg..	8,723	943	9,666	12,983	1,149	14,132
New Building.....	15,178	1,577	16,755	20,420	1,876	22,296
School Bonds.....	180	480	660	2,133	764	2,897
<b>Total Schools.....</b>	<b>\$ 74,470</b>	<b>\$ 10,323</b>	<b>\$ 84,793</b>	<b>\$ 89,862</b>	<b>\$ 12,138</b>	<b>\$ 102,000</b>
Municipal General.....	\$ .....	\$ 3,943	\$ 3,943	\$ .....	\$ 5,126	\$ 5,126
Municipal Bonds.....	.....	593	593	.....	198	198
<b>Total Municipal.....</b>	<b>\$ .....</b>	<b>\$ 4,536</b>	<b>\$ 4,536</b>	<b>\$ .....</b>	<b>\$ 5,324</b>	<b>\$ 5,324</b>
<b>GRAND TOTAL.....</b>	<b>\$ 172,203</b>	<b>\$ 26,857</b>	<b>\$ 199,060</b>	<b>\$ 172,339</b>	<b>\$ 27,997</b>	<b>\$ 200,336</b>
Total Average Rate of Levy on Each \$100.....	\$ 1.974	\$ 2.847	\$ 2.059	\$ 1.972	\$ 2.731	\$ 2.051
For All Purposes						
On Real Estate.....	\$ 115,251	\$ 9,626	\$ 124,877	\$ 124,625	\$ 13,103	\$ 137,728
On Personal Property.....	47,051	13,411	60,462	38,745	11,441	50,186
On Public Utility Property	9,901	3,820	13,721	8,969	3,453	12,422
<b>Total.....</b>	<b>\$ 172,203</b>	<b>\$ 26,857</b>	<b>\$ 199,060</b>	<b>\$ 172,339</b>	<b>\$ 27,997</b>	<b>\$ 200,336</b>

**MORGAN COUNTY—Table No. 1**  
**ALLEN DISTRICT**

CLASS OF PROPERTY	1920	1921	1920	1921
	Assessed Value	Assessed Value	Taxes Levied	Taxes Levied
Real Estate .....	\$ 342,430	\$ 346,875	\$ 5,890	\$ 5,654
Personal Property .....	170,560	177,785	2,933	2,898
Public Utility Property .....	983,263	983,905	16,912	16,038
<b>Total .....</b>	<b>\$ 1,496,253</b>	<b>\$ 1,508,565</b>	<b>\$ 25,735</b>	<b>\$ 24,590</b>
PURPOSES	1920	1921	1920	1921
	Levy on each \$100	Levy on each \$100	Taxes Levied	Taxes Levied
State .....	10 cents	10 cents	\$ 1,496	\$ 1,509
State Virginia Debt .....	10	10	1,496	1,509
<b>Total State .....</b>	<b>20 cents</b>	<b>20 cents</b>	<b>\$ 2,992</b>	<b>\$ 3,018</b>
County, General .....	25 cents	30 cents	\$ 3,741	\$ 4,526
Main County Road .....	25	25	3,741	3,771
County Road and Bridge .....	10	.....	1,496	.....
District Road .....	15	15	2,244	2,263
<b>Total County and District .....</b>	<b>75 cents</b>	<b>70 cents</b>	<b>\$ 11,222</b>	<b>\$ 10,560</b>
Elementary Teachers .....	37 cents	40 cents	\$ 5,536	\$ 6,034
Elementary Maintenance Building .....	10	7	1,496	1,056
New Building .....	30	26	4,489	3,922
<b>Total Schools .....</b>	<b>77 cents</b>	<b>73 cents</b>	<b>\$ 11,521</b>	<b>\$ 11,012</b>
<b>GRAND TOTAL .....</b>	<b>\$ 1.72</b>	<b>\$ 1.63</b>	<b>\$ 25,735</b>	<b>\$ 24,590</b>

**MORGAN COUNTY—Table No. 2**  
**BATH DISTRICT—(Outside of Bath Municipality)**

CLASS OF PROPERTY	1920	1921	1920	1921
	Assessed Value	Assessed Value	Taxes Levied	Taxes Levied
Real Estate .....	\$ 655,220	\$ 664,030	\$ 14,349	\$ 13,878
Personal Property .....	290,450	352,680	6,361	7,371
Public Utility Property .....	1,386,883	1,388,862	30,373	29,028
<b>Total .....</b>	<b>\$ 2,332,553</b>	<b>\$ 2,405,572</b>	<b>\$ 51,083</b>	<b>\$ 50,277</b>
PURPOSES	1920	1921	1920	1921
	Levy on each \$100	Levy on each \$100	Taxes Levied	Taxes Levied
State .....	10 cents	10 cents	\$ 2,333	\$ 2,406
State Virginia Debt .....	10	10	2,332	2,406
<b>Total State .....</b>	<b>20 cents</b>	<b>20 cents</b>	<b>\$ 4,665</b>	<b>\$ 4,812</b>
County, General .....	25 cents	30 cents	\$ 5,831	\$ 7,217
Main County Road .....	25	25	5,831	6,014
County Road and Bridge .....	10	.....	2,333	.....
District Road .....	15	15	3,499	3,608
<b>Total County and District .....</b>	<b>75 cents</b>	<b>70 cents</b>	<b>\$ 17,494</b>	<b>\$ 16,839</b>
High School Teachers .....	26 cents	30 cents	\$ 6,065	\$ 7,217
High School Maintenance Building .....	7	7	1,633	1,684
Elementary Teachers .....	40	40	9,330	9,622
Elementary Maintenance Building .....	24	15	5,598	3,608
New Building .....	19	19	4,432	4,571
School Bonds .....	8	8	1,866	1,924
<b>Total Schools .....</b>	<b>\$ 1.24</b>	<b>\$ 1.19</b>	<b>\$ 28,924</b>	<b>\$ 28,626</b>
<b>GRAND TOTAL .....</b>	<b>\$ 2.19</b>	<b>\$ 2.09</b>	<b>\$ 51,083</b>	<b>\$ 50,277</b>

Bath District complete includes Tables 2 and 7.

**MORGAN COUNTY—Table No. 3**  
**CACAPON DISTRICT—(Outside of Paw Paw Municipality)**

CLASS OF PROPERTY	1920	1921	1920	1921
	Assessed Value	Assessed Value	Taxes Levied	Taxes Levied
Real Estate.....	\$ 443,555	\$ 454,735	\$ 8,472	\$ 7,912
Personal Property.....	218,235	206,125	4,168	3,587
Public Utility Property.....	4,160,666	4,136,278	79,469	71,971
<b>Total.....</b>	<b>\$ 4,822,456</b>	<b>\$ 4,797,138</b>	<b>\$ 92,109</b>	<b>\$ 83,470</b>
PURPOSES	1920	1921	1920	1921
	Levy on each \$100	Levy on each \$100	Taxes Levied	Taxes Levied
State.....	10 cents	10 cents	\$ 4,822	\$ 4,797
State Virginia Debt.....	10	10	4,823	4,797
<b>Total State.....</b>	<b>20 cents</b>	<b>20 cents</b>	<b>\$ 9,645</b>	<b>\$ 9,594</b>
County, General.....	25 cents	30 cents	\$ 12,056	\$ 14,391
Main County Road.....	25	25	12,056	11,993
County Road and Bridge.....	10	.....	4,822	.....
District Road.....	15	15	7,234	7,196
District Road Bonds.....	24	30	11,574	14,391
<b>Total County and District.....</b>	<b>99 cents</b>	<b>\$ 1.00</b>	<b>\$ 47,742</b>	<b>\$ 47,971</b>
High School Teachers.....	15 cents	9 cents	\$ 7,234	\$ 4,318
High School Maintenance Building.....	10	4	4,822	1,919
Elementary Teachers.....	29	26	13,985	12,473
Elementary Maintenance Building.....	10	6	4,823	2,878
New Building.....	5	6	2,411	2,878
School Bonds.....	3	3	1,447	1,439
<b>Total Schools.....</b>	<b>72 cents</b>	<b>54 cents</b>	<b>\$ 34,722</b>	<b>\$ 25,905</b>
<b>GRAND TOTAL.....</b>	<b>\$ 1.91</b>	<b>\$ 1.74</b>	<b>\$ 92,109</b>	<b>\$ 83,470</b>

Cacapon District complete includes Tables 3 and 8.

**MORGAN COUNTY—Table No. 4**  
**ROCK GAP DISTRICT**

CLASS OF PROPERTY	1920	1921	1921	1921
	Assessed Value	Assessed Value	Taxes Levied	Taxes Levied
Real Estate.....	\$ 224,590	\$ 225,110	\$ 3,593	\$ 3,714
Personal Property.....	158,300	164,965	2,533	2,722
Public Utility Property.....	400	400	7	6
<b>Total.....</b>	<b>\$ 383,290</b>	<b>\$ 390,475</b>	<b>\$ 6,133</b>	<b>\$ 6,442</b>
PURPOSES	1920	1921	1920	1921
	Levy on each \$100	Levy on each \$100	Taxes Levied	Taxes Levied
State.....	10 cents	10 cents	\$ 383	\$ 390
State Virginia Debt.....	10	10	384	390
<b>Total State.....</b>	<b>20 cents</b>	<b>20 cents</b>	<b>\$ 767</b>	<b>\$ 780</b>
County, General.....	25 cents	30 cents	\$ 958	\$ 1,171
Main County Road.....	25	25	958	976
County Road and Bridge.....	10	.....	384	.....
District Road.....	15	15	575	586
<b>Total County and District.....</b>	<b>75 cents</b>	<b>70 cents</b>	<b>\$ 2,875</b>	<b>\$ 2,733</b>
Elementary Teachers.....	40 cents	40 cents	\$ 1,533	\$ 1,562
Elementary Maintenance Building.....	10	15	383	586
New Building.....	15	20	575	781
<b>Total Schools.....</b>	<b>65 cents</b>	<b>75 cents</b>	<b>\$ 2,491</b>	<b>\$ 2,929</b>
<b>GRAND TOTAL.....</b>	<b>\$ 1.60</b>	<b>\$ 1.65</b>	<b>\$ 6,133</b>	<b>\$ 6,442</b>

**MORGAN COUNTY—Table No. 5**  
**SLEEPY CREEK DISTRICT**

CLASS OF PROPERTY	1920	1921	1920	1921
	Assessed Value	Assessed Value	Taxes Levied	Taxes Levied
Real Estate.....	\$ 178,895	\$ 180,250	\$ 2,952	\$ 2,974
Personal Property.....	81,105	86,695	1,338	1,431
Public Utility Property.....	912,136	904,432	15,050	14,923
Total.....	\$ 1,172,136	\$ 1,171,377	\$ 19,340	\$ 19,328
PURPOSES	1920	1921	1920	1921
	Levy on each \$100	Levy on each \$100	Taxes Levied	Taxes Levied
State.....	10 cents	10 cents	\$ 1,172	\$ 1,171
State Virginia Debt.....	10	10	1,172	1,171
Total State.....	20 cents	20 cents	\$ 2,344	\$ 2,342
County, General.....	25 cents	30 cents	\$ 2,930	\$ 3,514
Main County Road.....	25	25	2,931	2,929
County Road and Bridge.....	10	.....	1,172	.....
District Road.....	15	15	1,758	1,757
Total County and District.....	75 cents	70 cents	\$ 8,791	\$ 8,200
Elementary Teachers.....	40 cents	40 cents	\$ 4,689	\$ 4,686
Elementary Maintenance Building.....	10	15	1,172	1,757
New Building.....	20	20	2,344	2,343
Total Schools.....	70 cents	75 cents	\$ 8,205	\$ 8,786
GRAND TOTAL.....	\$ 1.65	\$ 1.65	\$ 19,340	\$ 19,328

**MORGAN COUNTY—Table No. 6**  
**TIMBER RIDGE DISTRICT**

CLASS OF PROPERTY	1920	1921	1920	1921
	Assessed Value	Assessed Value	Taxes Levied	Taxes Levied
Real Estate.....	\$ 159,420	\$ 161,235	\$ 2,949	\$ 2,983
Personal Property.....	133,805	118,360	2,475	2,190
Public Utility Property.....	525	525	10	9
Total.....	\$ 293,750	\$ 280,120	\$ 5,434	\$ 5,182
PURPOSES	1920	1921	1920	1921
	Levy on each \$100	Levy on each \$100	Taxes Levied	Taxes Levied
State.....	10 cents	10 cents	\$ 293	\$ 280
State Virginia Debt.....	10	10	294	280
Total State.....	20 cents	20 cents	\$ 587	\$ 560
County, General.....	25 cents	30 cents	\$ 734	\$ 840
Main County Road.....	25	25	735	701
County Road and Bridge.....	10	.....	293	.....
District Road.....	15	15	441	420
Total County and District.....	75 cents	70 cents	\$ 2,203	\$ 1,961
Elementary Teachers.....	40 cents	40 cents	\$ 1,175	\$ 1,120
Elementary Maintenance Building.....	10	15	294	420
New Building.....	20	40	587	1,121
Special Additional.....	20	.....	588	.....
Total Schools.....	90 cents	95 cents	\$ 2,644	\$ 2,661
GRAND TOTAL.....	\$ 1.85	\$ 1.85	\$ 5,434	\$ 5,182

**MORGAN COUNTY—Table No. 7  
BATH MUNICIPALITY, BATH DISTRICT**

CLASS OF PROPERTY	1920 Assessed Value	1921 Assessed Value	1920 Taxes Levied	1921 Taxes Levied
Real Estate.....	\$ 580,605	\$ 598,055	\$ 15,038	\$ 14,892
Personal Property.....	267,795	285,097	6,936	7,099
Public Utility Property.....	34,186	31,719	885	789
<b>Total.....</b>	<b>\$ 882,586</b>	<b>\$ 914,871</b>	<b>\$ 22,859</b>	<b>\$ 22,780</b>
PURPOSES	1920 Levy on each \$100	1921 Levy on each \$100	1920 Taxes Levied	1921 Taxes Levied
State.....	10 cents	10 cents	\$ 882	\$ 915
State Virginia Debt.....	10	10	883	915
<b>Total State.....</b>	<b>20 cents</b>	<b>20 cents</b>	<b>\$ 1,765</b>	<b>\$ 1,830</b>
County, General.....	25 cents	30 cents	\$ 2,206	\$ 2,745
Main County Road.....	25	25	2,207	2,287
County Road and Bridge.....	10		883	
<b>Total County and District.....</b>	<b>60 cents</b>	<b>55 cents</b>	<b>\$ 5,296</b>	<b>\$ 5,032</b>
High School Teachers.....	26 cents	30 cents	\$ 2,295	\$ 2,745
High School Maintenance Building.....	7	7	618	640
Elementary Teachers.....	40	40	3,530	3,659
Elementary Maintenance Building.....	24	15	2,118	1,372
New Building.....	19	19	1,677	1,738
School Bonds.....	8	8	706	732
<b>Total Schools.....</b>	<b>\$ 1.24</b>	<b>\$ 1.19</b>	<b>\$ 10,944</b>	<b>\$ 10,886</b>
Municipal General.....	35 cents	35 cents	\$ 3,089	\$ 3,202
Municipal Bonds.....	20	20	1,765	1,930
<b>Total Municipal.....</b>	<b>55 cents</b>	<b>55 cents</b>	<b>\$ 4,854</b>	<b>\$ 5,032</b>
<b>GRAND TOTAL.....</b>	<b>\$ 2.59</b>	<b>\$ 2.49</b>	<b>\$ 22,859</b>	<b>\$ 22,780</b>

**MORGAN COUNTY—Table No. 8  
PAW PAW MUNICIPALITY, CACAPON DISTRICT**

CLASS OF PROPERTY	1920 Assessed Value	1921 Assessed Value	1920 Taxes Levied	1921 Taxes Levied
Real Estate.....	\$ 157,435	\$ 156,365	\$ 3,290	\$ 2,955
Personal Property.....	497,680	408,905	10,402	7,728
Public Utility Property.....	232,457	232,669	4,858	4,398
<b>Total.....</b>	<b>\$ 887,572</b>	<b>\$ 797,939</b>	<b>\$ 18,550</b>	<b>\$ 15,081</b>
PURPOSES	1920 Levy on each \$100	1921 Levy on each \$100	1920 Taxes Levied	1921 Taxes Levied
State.....	10 cents	10 cents	\$ 887	\$ 798
State Virginia Debt.....	10	10	888	798
<b>Total State.....</b>	<b>20 cents</b>	<b>20 cents</b>	<b>\$ 1,775</b>	<b>\$ 1,596</b>
County, General.....	25 cents	30 cents	\$ 2,219	\$ 2,394
Main County Road.....	25	25	2,219	1,995
County Road and Bridge.....	10		888	
District Road Bonds.....	24	30	2,130	2,393
<b>Total County and District.....</b>	<b>84 cents</b>	<b>85 cents</b>	<b>\$ 7,456</b>	<b>\$ 6,782</b>
High School Teachers.....	15 cents	9 cents	\$ 1,331	\$ 718
High School Maintenance Building.....	10	4	888	319
Elementary Teachers.....	29	26	2,574	2,075
Elementary Maintenance Building.....	10	6	887	479
New Building.....	5	6	444	479
School Bonds.....	3	3	266	239
<b>Total Schools.....</b>	<b>72 cents</b>	<b>54 cents</b>	<b>\$ 6,390</b>	<b>\$ 4,309</b>
Municipal General.....	33 cents	30 cents	\$ 2,929	\$ 2,394
<b>Total Municipal.....</b>	<b>33 cents</b>	<b>30 cents</b>	<b>\$ 2,929</b>	<b>\$ 2,394</b>
<b>GRAND TOTAL.....</b>	<b>\$ 2.09</b>	<b>\$ 1.89</b>	<b>\$ 18,550</b>	<b>\$ 15,081</b>



**RECAPITULATION OF MORGAN COUNTY  
ASSESSED VALUE**

Class of Property	1920			1921		
	Districts	Municipalities	Total	Districts	Municipalities	Total
Real Estate.....	\$ 2,004,110	\$ 738,040	\$ 2,742,150	\$ 2,032,235	\$ 754,420	\$ 2,786,655
Personal Property.....	1,062,455	765,475	1,817,930	1,106,610	694,002	1,800,612
Public Utility Property....	7,443,873	266,643	7,710,516	7,414,402	264,388	7,678,790
<b>Total.....</b>	<b>\$ 10,500,438</b>	<b>\$ 1,770,158</b>	<b>\$ 12,270,596</b>	<b>\$ 10,553,247</b>	<b>\$ 1,712,810</b>	<b>\$ 12,266,057</b>

**TAXES LEVIED**

Purposes	1920			1921		
	Districts	Municipalities	Total	Districts	Municipalities	Total
State.....	\$ 10,499	\$ 1,769	\$ 12,268	\$ 10,553	\$ 1,713	\$ 12,266
State Virginia Debt.....	10,501	1,771	12,272	10,553	1,713	12,266
<b>Total State.....</b>	<b>\$ 21,000</b>	<b>\$ 3,540</b>	<b>\$ 24,540</b>	<b>\$ 21,106</b>	<b>\$ 3,426</b>	<b>\$ 24,532</b>
County, General.....	\$ 26,250	\$ 4,425	\$ 30,675	\$ 31,659	\$ 5,139	\$ 36,798
Main County Road.....	26,252	4,426	30,678	26,384	4,282	30,666
County Road and Bridge..	10,500	1,771	12,271	.....	.....	.....
District Road.....	15,751	.....	15,751	15,830	.....	15,830
District Road Bonds.....	11,574	2,130	13,704	14,391	2,393	16,784
<b>Total County and District.....</b>	<b>\$ 90,327</b>	<b>\$ 12,752</b>	<b>\$ 103,079</b>	<b>\$ 88,264</b>	<b>\$ 11,814</b>	<b>\$ 100,078</b>
High School Teachers.....	\$ 13,299	\$ 3,626	\$ 16,925	\$ 11,535	\$ 3,463	\$ 14,998
High School Maint. Bldg..	6,455	1,506	7,961	3,603	959	4,562
Elementary Teachers.....	36,248	6,104	42,352	35,497	5,734	41,231
Elementary Maint. Bldg..	13,766	3,005	16,771	10,305	1,851	12,156
New Building.....	14,838	2,121	16,959	15,616	2,217	17,833
School Bonds.....	3,313	972	4,285	3,363	971	4,334
Special Additional.....	588	.....	588	.....	.....	.....
<b>Total Schools.....</b>	<b>\$ 88,507</b>	<b>\$ 17,334</b>	<b>\$ 105,841</b>	<b>\$ 79,919</b>	<b>\$ 15,195</b>	<b>\$ 95,114</b>
Municipal General.....	.....	\$ 6,018	\$ 6,018	.....	\$ 5,596	\$ 5,596
Municipal Bonds.....	.....	1,765	1,765	.....	1,830	1,830
<b>Total Municipal.....</b>	<b>\$.....</b>	<b>\$ 7,783</b>	<b>\$ 7,783</b>	<b>\$.....</b>	<b>\$ 7,426</b>	<b>\$ 7,426</b>
<b>GRAND TOTAL.....</b>	<b>\$ 199,834</b>	<b>\$ 41,409</b>	<b>\$ 241,243</b>	<b>\$ 189,289</b>	<b>\$ 37,861</b>	<b>\$ 227,150</b>
<b>Total Average Rate of Levy on Each \$100.....</b>	<b>\$ 1.904</b>	<b>\$ 2.339</b>	<b>\$ 1.966</b>	<b>\$ 1.794</b>	<b>\$ 2.21</b>	<b>\$ 1.852</b>
<b>For All Purposes</b>						
On Real Estate.....	\$ 38,205	\$ 18,328	\$ 56,533	\$ 37,115	\$ 17,847	\$ 54,962
On Personal Property.....	19,808	17,338	37,146	20,199	14,827	35,026
On Public Utility Property	141,821	5,743	147,564	131,975	5,187	137,162
<b>Total.....</b>	<b>\$ 199,834</b>	<b>\$ 41,409</b>	<b>\$ 241,243</b>	<b>\$ 189,289</b>	<b>\$ 37,861</b>	<b>\$ 227,150</b>

McDOWELL COUNTY—Table No. 1  
ADKIN DISTRICT

CLASS OF PROPERTY	1920	1921	1920	1921
	Assessed Value	Assessed Value	Taxes Levied	Taxes Levied
Real Estate.....	\$ 6,916,160	\$ 7,765,330	\$ 204,373	\$ 194,522
Personal Property.....	4,336,544	4,435,350	128,145	111,105
Public Utility Property.....	1,700,250	1,876,338	50,242	47,002
Total.....	\$ 12,952,954	\$ 14,077,018	\$ 382,760	\$ 352,629
PURPOSES	1920	1921	1920	1921
	Levy on each \$100	Levy on each \$100	Taxes Levied	Taxes Levied
State.....	10 cents	10 cents	\$ 12,953	\$ 14,077
State Virginia Debt.....	10	10	12,953	14,077
Total State.....	20 cents	20 cents	\$ 25,906	\$ 28,154
County, General.....	25 cents	24 cents	\$ 32,382	\$ 33,785
Main County Road.....	25	.....	32,383	.....
County Road and Bridge.....	10	.....	12,953	.....
District Road.....	30	25	38,859	35,193
District Road Bonds.....	27	25	34,973	35,192
Other County Bonds.....	1	1	1,295	1,408
Dental Clinic.....	7½	5	9,715	11,262
Memorial Fund.....	5	5	6,476	7,038
Total County and District.....	\$ 1.30½	88 cents	\$ 169,036	\$ 123,878
High School Teachers.....	20 cents	18½ cts	\$ 25,906	\$ 26,042
High School Maintenance Building.....	5	5	6,477	7,039
Elementary Teachers.....	65	60	84,194	84,462
Elementary Maintenance Building.....	15	15	19,429	21,115
New Building.....	40	40	51,812	56,308
School Bonds.....	.....	4	.....	5,631
Total Schools.....	\$ 1.45	\$ 1.42½	\$ 187,818	\$ 200,597
GRAND TOTAL.....	\$ 2.95½	\$ 2.50½	\$ 382,760	\$ 352,629

McDOWELL COUNTY—Table No. 2  
BIG CREEK DISTRICT—(Outside of War Municipality)

CLASS OF PROPERTY	1920	1921	1920	1921
	Assessed Value	Assessed Value	Taxes Levied	Taxes Levied
Real Estate.....	\$ 7,030,549	\$ 7,390,870	\$ 174,709	\$ 155,208
Personal Property.....	2,611,294	1,661,050	64,891	34,882
Public Utility Property.....	1,878,048	2,015,111	46,669	42,317
Total.....	\$ 11,519,891	\$ 11,067,031	\$ 286,269	\$ 232,407
PURPOSES	1920	1921	1920	1921
	Levy on each \$100	Levy on each \$100	Taxes Levied	Taxes Levied
State.....	10 cents	10 cents	\$ 11,520	\$ 11,067
State Virginia Debt.....	10	10	11,520	11,067
Total State.....	20 cents	20 cents	\$ 23,040	\$ 22,134
County, General.....	25 cents	24 cents	\$ 28,800	\$ 26,561
Main County Road.....	25	.....	28,800	.....
County Road and Bridge.....	10	.....	11,520	.....
District Road.....	30	25	34,560	27,668
District Road Bonds.....	13	13	14,975	14,387
Other County Bonds.....	1	1	1,152	1,107
Dental Clinic.....	7½	8	8,640	8,853
Memorial Funds.....	5	5	5,760	5,533
Total County and District.....	\$ 1.16½	76 cents	\$ 134,207	\$ 84,109
High School Teachers.....	15 cents	24 cents	\$ 17,280	\$ 26,561
High School Maintenance Building.....	11	1	12,672	1,107
Elementary Teachers.....	52	46	59,903	50,908
Elementary Maintenance Building.....	12	5	13,823	5,533
New Building.....	18	35	20,736	38,736
School Bonds.....	4	3	4,608	3,320
Total Schools.....	\$ 1.12	\$ 1.14	\$ 129,022	\$ 126,164
GRAND TOTAL.....	\$ 2.48½	\$ 2.10	\$ 286,269	\$ 232,407

Big Creek District complete includes Tables 2 and 12.

McDOWELL COUNTY—Table No. 3  
BROWN'S CREEK DISTRICT—(Outside of Welch, Kimball and Keystone Municipalities)

CLASS OF PROPERTY	1920	1921	1920	1921
	Assessed Value	Assessed Value	Taxes Levied	Taxes Levied
Real Estate.....	\$ 6,840,830	\$ 7,718,780	\$ 216,512	\$ 220,757
Personal Property.....	2,896,675	3,531,375	91,680	100,997
Public Utility Property.....	3,138,758	3,472,061	99,342	99,301
<b>Total.....</b>	<b>\$ 12,876,263</b>	<b>\$ 14,722,216</b>	<b>\$ 407,534</b>	<b>\$ 421,055</b>
PURPOSES	1920	1921	1920	1921
	Levy on each \$100	Levy on each \$100	Taxes Levied	Taxes Levied
State.....	10 cents	10 cents	\$ 12,876	\$ 14,722
State Virginia Debt.....	10	10	12,876	14,722
<b>Total State.....</b>	<b>20 cents</b>	<b>20 cents</b>	<b>\$ 25,752</b>	<b>\$ 29,444</b>
County, General.....	25 cents	24 cents	\$ 32,191	\$ 35,333
Main County Road.....	25	.....	32,191	.....
County Road and Bridge.....	10	.....	12,876	.....
District Road.....	30	25	38,629	36,806
District Road Bonds.....	26	23	33,478	33,861
Other County Bonds.....	1	1	1,288	1,472
Dental Clinic.....	7½	8	9,657	11,778
Memorial Fund.....	5	5	6,438	7,361
<b>Total County and District.....</b>	<b>\$ 1.29½</b>	<b>86 cents</b>	<b>\$ 166,748</b>	<b>\$ 126,611</b>
High School Teachers.....	12 cents	35 cents	\$ 15,452	\$ 51,528
High School Maintenance Building.....	6	7	7,726	10,306
Elementary Teachers.....	86	60	110,736	88,333
Elementary Maintenance Building.....	15	15	19,314	22,083
New Building.....	40	40	51,505	58,889
School Bonds.....	8	23	10,301	33,861
<b>Total Schools.....</b>	<b>\$ 1.67</b>	<b>\$ 1.80</b>	<b>\$ 215,034</b>	<b>\$ 265,000</b>
<b>GRAND TOTAL.....</b>	<b>\$ 3.16½</b>	<b>\$ 2.86</b>	<b>\$ 407,534</b>	<b>\$ 421,055</b>

Brown's Creek District complete includes Tables 3, 9, 10 and 12.

McDOWELL COUNTY—Table No. 4  
ELKHORN DISTRICT

CLASS OF PROPERTY	1920	1921	1920	1921
	Assessed Value	Assessed Value	Taxes Levied	Taxes Levied
Real Estate.....	\$ 3,230,610	\$ 3,339,695	\$ 88,680	\$ 80,487
Personal Property.....	1,480,415	1,538,545	40,638	37,079
Public Utility Property.....	2,115,881	2,058,802	58,061	49,617
<b>Total.....</b>	<b>\$ 6,826,906</b>	<b>\$ 6,937,042</b>	<b>\$ 187,399</b>	<b>\$ 167,183</b>
PURPOSES	1920	1921	1920	1921
	Levy on each \$100	Levy on each \$100	Taxes Levied	Taxes Levied
State.....	10 cents	10 cents	\$ 6,827	\$ 6,937
State Virginia Debt.....	10	10	6,827	6,937
<b>Total State.....</b>	<b>20 cents</b>	<b>20 cents</b>	<b>\$ 13,654</b>	<b>\$ 13,874</b>
County, General.....	25 cents	24 cents	\$ 17,067	\$ 16,649
Main County Road.....	25	.....	17,067	.....
County Road and Bridge.....	10	.....	6,827	.....
District Road.....	30	25	20,481	17,343
District Road Bonds.....	26	26	17,750	18,036
Other County Bonds.....	1	1	683	694
Dental Clinic.....	7½	8	5,120	5,550
Memorial Fund.....	5	5	3,414	3,468
<b>Total County and District.....</b>	<b>\$ 1.29½</b>	<b>89 cents</b>	<b>\$ 88,409</b>	<b>\$ 61,740</b>
High School Teachers.....	15 cents	32 cents	\$ 10,240	\$ 22,199
High School Maintenance Building.....	4	2	2,731	1,387
Elementary Teachers.....	58	55	39,596	38,154
Elementary Maintenance Building.....	18	15	12,288	10,405
New Building.....	30	8	20,481	5,550
School Bonds.....	.....	20	.....	13,874
<b>Total Schools.....</b>	<b>\$ 1.25</b>	<b>\$ 1.32</b>	<b>\$ 85,336</b>	<b>\$ 91,569</b>
<b>GRAND TOTAL.....</b>	<b>\$ 2.74½</b>	<b>\$ 2.41</b>	<b>\$ 187,399</b>	<b>\$ 167,183</b>

McDOWELL COUNTY—Table No. 5  
NORTHFORK DISTRICT—(Outside of Clarke and Northfork Municipalities)

CLASS OF PROPERTY	1920	1921	1920	1921
	Assessed Value	Assessed Value	Taxes Levied	Taxes Levied
Real Estate.....	\$ 2,331,110	\$ 2,443,375	\$ 65,155	\$ 65,727
Personal Property.....	1,434,110	1,340,260	40,083	36,053
Public Utility Property.....	385,337	601,324	10,770	16,175
<b>Total.....</b>	<b>\$ 4,150,557</b>	<b>\$ 4,384,959</b>	<b>\$ 116,008</b>	<b>\$ 117,955</b>
PURPOSES	1920	1921	1920	1921
	Levy on each \$100	Levy on each \$100	Taxes Levied	Taxes Levied
State.....	10 cents	10 cents	\$ 4,150	\$ 4,385
State Virginia Debt.....	10	10	4,151	4,385
<b>Total State.....</b>	<b>20 cents</b>	<b>20 cents</b>	<b>\$ 8,301</b>	<b>\$ 8,770</b>
County, General.....	25 cents	24 cents	\$ 10,376	\$ 10,524
Main County Road.....	25	.....	10,377	.....
County Road and Bridge.....	10	.....	4,151	.....
District Road.....	30	25	12,452	10,962
District Road Bonds.....	26	26	10,791	11,401
Other County Bonds.....	1	1	415	439
Dental Clinic.....	7½	8	3,113	3,508
Memorial Fund.....	5	5	2,075	2,192
<b>Total County and District.....</b>	<b>\$ 1.29½</b>	<b>89 cents</b>	<b>\$ 53,750</b>	<b>\$ 39,026</b>
High School Teachers.....	20 cents	20 cents	\$ 8,301	\$ 8,770
High School Maintenance Building.....	20	20	8,301	8,770
Elementary Teachers.....	58	65	24,073	28,502
Elementary Maintenance Building.....	12	15	4,981	6,577
New Building.....	10	20	4,151	8,770
School Bonds.....	10	20	4,150	8,770
<b>Total Schools.....</b>	<b>\$ 1.30</b>	<b>\$ 1.60</b>	<b>\$ 53,957</b>	<b>\$ 70,159</b>
<b>GRAND TOTAL.....</b>	<b>\$ 2.79½</b>	<b>\$ 2.69</b>	<b>\$ 116,008</b>	<b>\$ 117,955</b>

Northfork District complete includes Tables 5, 7 and 11.

McDOWELL COUNTY—Table No. 6  
SANDY RIVER DISTRICT—(Outside of Iaeger Municipality)

CLASS OF PROPERTY	1920	1921	1920	1921
	Assessed Value	Assessed Value	Taxes Levied	Taxes Levied
Real Estate.....	\$ 3,495,829	\$ 3,890,150	\$ 86,871	\$ 91,807
Personal Property.....	550,685	612,030	13,685	14,444
Public Utility Property.....	2,798,373	2,839,778	69,540	67,019
<b>Total.....</b>	<b>\$ 6,844,887</b>	<b>\$ 7,341,958</b>	<b>\$ 170,096</b>	<b>\$ 173,270</b>
PURPOSES	1920	1921	1920	1921
	Levy on each \$100	Levy on each \$100	Taxes Levied	Taxes Levied
State.....	10 cents	10 cents	\$ 6,845	\$ 7,342
State Virginia Debt.....	10	10	6,845	7,342
<b>Total State.....</b>	<b>20 cents</b>	<b>20 cents</b>	<b>\$ 13,690</b>	<b>\$ 14,684</b>
County, General.....	25 cents	24 cents	\$ 17,112	\$ 17,621
Main County Road.....	25	.....	17,112	.....
County Road and Bridge.....	10	.....	6,845	.....
District Road.....	30	25	20,535	18,355
District Road Bonds.....	35	35	23,957	25,697
Other County Bonds.....	1	1	685	734
Dental Clinic.....	7½	8	5,134	5,873
Memorial Funds.....	5	5	3,422	3,671
<b>Total County and District.....</b>	<b>\$ 1.38½</b>	<b>98 cents</b>	<b>\$ 94,802</b>	<b>\$ 71,951</b>
High School Teachers.....	2 cents	6 cents	\$ 1,369	\$ 4,405
High School Maintenance Building.....	18	17	12,320	12,481
Elementary Teachers.....	40	40	27,380	29,368
Elementary Maintenance Building.....	10	15	6,845	11,013
New Building.....	20	40	13,690	29,368
<b>Total Schools.....</b>	<b>90 cents</b>	<b>\$ 1.18</b>	<b>\$ 61,604</b>	<b>\$ 86,635</b>
<b>GRAND TOTAL.....</b>	<b>\$ 2.48½</b>	<b>\$ 2.36</b>	<b>\$ 170,096</b>	<b>\$ 173,270</b>

Sandy River District complete includes Tables 6 and 8.

**McDOWELL COUNTY—Table No. 7  
CLARKE MUNICIPALITY, NORTHFORK DISTRICT**

CLASS OF PROPERTY	1920 Assessed Value	1921 Assessed Value	1920 Taxes Levied	1921 Taxes Levied
Real Estate.....	\$ 209,900	\$ 255,400	\$ 6,706	\$ 7,636
Personal Property.....	161,650	233,075	5,165	6,969
Public Utility Property.....	51,905	51,857	1,658	1,551
<b>Total.....</b>	<b>\$ 423,455</b>	<b>\$ 540,332</b>	<b>\$ 13,529</b>	<b>\$ 16,156</b>
PURPOSES	1920 Levy on each \$100	1921 Levy on each \$100	1920 Taxes Levied	1921 Taxes Levied
State.....	10 cents	10 cents	\$ 423	\$ 540
State Virginia Debt.....	10	10	424	540
<b>Total State.....</b>	<b>20 cents</b>	<b>20 cents</b>	<b>\$ 847</b>	<b>\$ 1,080</b>
County, General.....	25 cents	24 cents	\$ 1,059	\$ 1,297
Main County Road.....	25	.....	1,058	.....
County Road and Bridge.....	10	.....	423	.....
District Road Bonds.....	26	26	1,101	1,405
Other County Bonds.....	1	1	42	54
Dental Clinic.....	7½	8	318	432
Memorial Fund.....	5	5	212	270
<b>Total County and District.....</b>	<b>99½ cts</b>	<b>64 cents</b>	<b>\$ 4,213</b>	<b>\$ 3,458</b>
High School Teachers.....	20 cents	20 cents	\$ 847	\$ 1,080
High School Maintenance Building.....	20	20	847	1,081
Elementary Teachers.....	58	65	2,456	3,512
Elementary Maintenance Building.....	12	15	508	811
New Building.....	10	20	423	1,081
Sub-District Extension.....	10	.....	424	.....
School Bonds.....	.....	20	.....	1,081
<b>Total Schools.....</b>	<b>\$ 1.30</b>	<b>\$ 1.60</b>	<b>\$ 5,505</b>	<b>\$ 8,646</b>
Municipal General.....	50 cents	50 cents	\$ 2,117	\$ 2,702
Municipal Bonds.....	20	5	847	270
<b>Total Municipal.....</b>	<b>70 cents</b>	<b>55 cents</b>	<b>\$ 2,964</b>	<b>\$ 2,972</b>
<b>GRAND TOTAL.....</b>	<b>\$ 3.19½</b>	<b>\$ 2.99</b>	<b>\$ 13,529</b>	<b>\$ 16,156</b>

**McDOWELL COUNTY—Table No. 8  
IAEGER MUNICIPALITY, SANDY RIVER DISTRICT**

CLASS OF PROPERTY	1920 Assessed Value	1921 Assessed Value	1920 Taxes Levied	1921 Taxes Levied
Real Estate.....	\$ 189,300	\$ 245,900	\$ 5,083	\$ 6,418
Personal Property.....	64,470	113,100	1,731	2,952
Public Utility Property.....	223,050	224,550	5,989	5,861
<b>Total.....</b>	<b>\$ 476,820</b>	<b>\$ 583,550</b>	<b>\$ 12,803</b>	<b>\$ 15,231</b>
PURPOSES	1920 Levy on each \$100	1921 Levy on each \$100	1920 Taxes Levied	1921 Taxes Levied
State.....	10 cents	10 cents	\$ 477	\$ 584
State Virginia Debt.....	10	10	477	584
<b>Total State.....</b>	<b>20 cents</b>	<b>20 cents</b>	<b>\$ 954</b>	<b>\$ 1,168</b>
County, General.....	25 cents	24 cents	\$ 1,192	\$ 1,401
Main County Road.....	25	.....	1,192	.....
County Road and Bridge.....	10	.....	477	.....
District Road Bonds.....	35	35	1,669	2,042
Other County Bonds.....	1	1	48	58
Dental Clinic.....	7½	8	358	467
Memorial Fund.....	5	5	238	292
<b>Total County and District.....</b>	<b>\$ 1.08½</b>	<b>73 cents</b>	<b>\$ 5,174</b>	<b>\$ 4,260</b>
High School Teachers.....	2 cents	6 cents	\$ 95	\$ 350
High School Maintenance Building.....	18	17	858	992
Elementary Teachers.....	40	40	1,907	2,334
Elementary Maintenance Building.....	10	15	477	875
New Building.....	20	40	954	2,334
<b>Total Schools.....</b>	<b>90 cents</b>	<b>\$ 1.18</b>	<b>\$ 4,291</b>	<b>\$ 6,885</b>
Municipal General.....	50 cents	50 cents	\$ 2,384	\$ 2,918
Municipal Bonds.....	50 cents	50 cents	\$ 2,384	\$ 2,918
<b>GRAND TOTAL.....</b>	<b>\$ 2.68½</b>	<b>\$ 2.61</b>	<b>\$ 12,803</b>	<b>\$ 15,231</b>

**McDOWELL COUNTY—Table No. 9**  
**KEYSTONE MUNICIPALITY, BROWN'S CREEK DISTRICT**

CLASS OF PROPERTY	1920	1921	1920	1921
	Assessed Value	Assessed Value	Taxes Levied	Taxes Levied
Real Estate.....	\$ 499,060	\$ 635,710	\$ 18,540	\$ 21,996
Personal Property.....	235,460	315,500	8,748	10,916
Public Utility Property.....	245,331	255,971	9,114	8,856
Total.....	\$ 979,851	\$ 1,207,181	\$ 36,402	\$ 41,768
PURPOSES	1920	1921	1920	1921
	Levy on each \$100	Levy on each \$100	Taxes Levied	Taxes Levied
State.....	10 cents	10 cents	\$ 980	\$ 1,207
State Virginia Debt.....	10	10	980	1,207
Total State.....	20 cents	20 cents	\$ 1,960	\$ 2,414
County, General.....	25 cents	24 cents	\$ 2,450	\$ 2,897
Main County Road.....	25		2,449	
County Road and Bridge.....	10		980	
District Road Bonds.....	26	23	2,547	2,777
Other County Bonds.....	1	1	98	121
Dental Clinic.....	7½	8	735	966
Memorial Fund.....	5	5	490	603
Total County and District.....	99½ cts	61 cents	\$ 9,749	\$ 7,364
High School Teachers.....	12 cents	35 cents	\$ 1,176	\$ 4,225
High School Maintenance Building.....	6	7	588	845
Elementary Teachers.....	86	60	8,427	7,243
Elementary Maintenance Building.....	15	15	1,470	1,811
New Building.....	40	40	3,919	4,829
School Bonds.....	8	23	784	2,776
Total Schools.....	\$ 1.67	\$ 1.80	\$ 16,364	\$ 21,729
Municipal General.....	50 cents	50 cents	\$ 4,899	\$ 6,036
Municipal Bonds.....	35	35	3,430	4,225
Total Municipal.....	85 cents	85 cents	\$ 8,329	\$ 10,261
GRAND TOTAL.....	\$ 3.71½	\$ 3.46	\$ 36,402	\$ 41,768

**McDOWELL COUNTY—Table No. 10**  
**KIMBALL MUNICIPALITY—BROWN'S CREEK DISTRICT**

CLASS OF PROPERTY	1920 Assessed Value	1921 Assessed Value	1920 Taxes Levied	1921 Taxes Levied
Real Estate.....	\$ 270,960	\$ 359,510	\$ 8,982	\$ 11,001
Personal Property.....	155,600	205,100	5,158	6,276
Public Utility Property.....	103,605	111,046	3,435	3,398
Total.....	\$ 530,165	\$ 675,656	\$ 17,575	\$ 20,675
PURPOSES	1920 Levy on each \$100	1921 Levy on each \$100	1920 Taxes Levied	1921 Taxes Levied
State.....	10 cents	10 cents	\$ 530	\$ 676
State Virginia Debt.....	10	10	530	676
Total State.....	20 cents	20 cents	\$ 1,060	\$ 1,352
County, General.....	25 cents	24 cents	\$ 1,325	\$ 1,622
Main County Road.....	25	.....	1,326	.....
County Road and Bridge.....	10	.....	530	.....
District Road Bonds.....	26	23	1,378	1,554
Other County Bonds.....	1	1	53	67
Dental Clinic.....	7½	8	398	540
Memorial Fund.....	5	5	265	338
Total County and District.....	99½ cts	61 cents	\$ 5,275	\$ 4,121
High School Teachers.....	12 cents	35 cents	\$ 636	\$ 2,365
High School Maintenance Building.....	6	7	318	473
Elementary Teachers.....	86	60	4,560	4,054
Elementary Maintenance Building.....	15	15	795	1,013
New Building.....	40	40	2,121	2,708
School Bonds.....	8	23	424	1,554
Total Schools.....	\$ 1.67	\$ 1.80	\$ 8,854	\$ 12,162
Municipal General.....	45 cents	45 cents	\$ 2,386	\$ 3,040
Total Municipal.....	45 cents	45 cents	\$ 2,386	\$ 3,040
GRAND TOTAL.....	\$ 3.31½	\$ 3.06	\$ 17,575	\$ 20,675

**McDOWELL COUNTY—Table No. 11**  
**NORTHFORK MUNICIPALITY, NORTHFORK DISTRICT**

CLASS OF PROPERTY	1920	1921	1920	1921
	Assessed Value	Assessed Value	Taxes Levied	Taxes Levied
Real Estate.....	\$ 234,250	\$ 264,200	\$ 6,664	\$ 7,503
Personal Property.....	247,375	216,485	7,038	6,148
Public Utility Property.....	291,280	109,762	8,287	3,117
Total.....	\$ 772,905	\$ 590,447	\$ 21,989	\$ 16,768
PURPOSES	1920	1921	1920	1921
	Levy on each \$100	Levy on each \$100	Taxes Levied	Taxes Levied
State.....	10 cents	10 cents	\$ 773	\$ 590
State Virginia Debt.....	10	10	773	590
Total State.....	20 cents	20 cents	\$ 1,546	\$ 1,180
County, General.....	25 cents	24 cents	\$ 1,932	\$ 1,417
Main County Road.....	25	.....	1,932	.....
County Road and Bridge.....	10	.....	773	.....
District Road Bonds.....	26	26	2,010	1,535
Other County Bonds.....	1	1	77	59
Dental Clinic.....	7½	8	580	473
Memorial Fund.....	5	5	386	295
Total County and District.....	99½ cts	64 cents	\$ 7,690	\$ 3,779
High School Teachers.....	20 cents	20 cents	\$ 1,546	\$ 1,181
High School Maintenance Building.....	20	20	1,546	1,180
Elementary Teachers.....	58	65	4,483	3,838
Elementary Maintenance Building.....	12	15	927	886
New Building.....	10	20	773	1,181
Sub-District Extension.....	10	.....	773	.....
School Bonds.....	.....	20	.....	1,181
Total Schools.....	\$ 1.30	\$ 1.60	\$ 10,048	\$ 9,447
Municipal General.....	14½ cts	40 cents	\$ 1,121	\$ 2,362
Municipal Bonds.....	20½	.....	1,584	.....
Total Municipal.....	35 cents	40 cents	\$ 2,705	\$ 2,362
GRAND TOTAL.....	\$ 2,841½	\$ 2.84	\$ 21,989	\$ 16,768



**McDOWELL COUNTY—Table No. 12**  
**WAR MUNICIPALITY, BIG CREEK DISTRICT**

CLASS OF PROPERTY	1920 Assessed Value	1921 Assessed Value	1920 Taxes Levied	1921 Taxes Levied
Real Estate.....	\$.....	\$ 174,950	\$.....*	\$ 3,237
Personal Property.....	.....	202,800	.....	3,752
Public Utility Property.....	.....	.....	.....	.....
Total.....	\$.....	\$ 377,750	\$.....	\$ 6,989
PURPOSES	1920 Levy on each \$100	1921 Levy on each \$100	1920 Taxes Levied	1921 Taxes Levied
State.....	..... cents	10 cents	\$.....	\$ 378
State Virginia Debt.....	.....	10	.....	378
Total State.....	..... cents	20 cents	\$.....	\$ 756
County, General.....	..... cents	24 cents	\$.....	\$ 907
District Road Bonds.....	.....	13	.....	491
Other County Bonds.....	.....	1	.....	38
Dental Clinic.....	.....	8	.....	302
Memorial Fund.....	.....	5	.....	189
Total County and District.....	..... cents	51 cents	\$.....	\$ 1,927
High School Teachers.....	..... cents	24 cents	\$.....	\$ 906
High School Maintenance Building.....	.....	1	.....	38
Elementary Teachers.....	.....	46	.....	1,738
Elementary Maintenance Building.....	.....	5	.....	189
New Building.....	.....	35	.....	1,322
School Bonds.....	.....	3	.....	113
Total Schools.....	..... cents	\$ 1.14	\$.....	\$ 4,306
Municipal General.....	..... cents	.....*	\$.....	\$.....
Total Municipal.....	..... cents	..... cents	\$.....	\$.....
GRAND TOTAL.....	..... cents	\$ 1.85	\$.....	\$ 6,989

\* No levy reported.

McDOWELL COUNTY—Table No. 13  
WELCH MUNICIPALITY, BROWN'S CREEK DISTRICT

CLASS OF PROPERTY	1920 Assessed Value	1921 Assessed Value	1920 Taxes Levied	1921 Taxes Levied
Real Estate.....	\$ 1,489,270	\$ 2,106,695	\$ 58,454	\$ 76,052
Personal Property.....	1,162,195	1,363,450	45,616	49,221
Public Utility Property.....	479,834	465,635	13,834	16,809
Total.....	\$ 3,131,299	\$ 3,935,780	\$ 122,904	\$ 142,082
PURPOSES	1920 Levy on each \$100	1921 Levy on each \$100	1920 Taxes Levied	1921 Taxes Levied
State.....	10 cents	10 cents	\$ 3,131	\$ 3,936
State Virginia Debt.....	10	10	3,132	3,936
Total State.....	20 cents	20 cents	\$ 6,263	\$ 7,872
County, General.....	25 cents	24 cents	\$ 7,828	\$ 9,446
Main County Road.....	25	.....	7,828	.....
County Road and Bridge.....	10	.....	3,131	.....
District Road Bonds.....	26	23	8,141	9,062
Other County Bonds.....	1	1	313	395
Dental Clinic.....	7½	8	2,349	3,149
Memorial Fund.....	5	5	1,566	1,968
Total County and District.....	99½ cts	61 cents	\$ 31,156	\$ 24,006
High School Teachers.....	12 cents	35 cents	\$ 3,758	\$ 13,775
High School Maintenance Building.....	6	7	1,879	2,755
Elementary Teachers.....	86	60	26,929	23,615
Elementary Maintenance Building.....	15	15	4,697	5,904
New Building.....	40	40	12,525	15,743
School Bonds.....	8	23	2,505	9,062
Total Schools.....	\$ 1.67	\$ 1.80	\$ 52,293	\$ 70,844
Municipal General.....	85 cents	69 4-10 c	\$ 26,616	\$ 27,314
Municipal Bonds.....	21	30 6-10	6,576	12,044
Total Municipal.....	\$ 1.06	\$ 1.00	\$ 33,192	\$ 39,358
GRAND TOTAL.....	\$ 3.92½	\$ 3.61	\$ 122,904	\$ 142,082

RECAPITULATION OF McDOWELL COUNTY  
ASSESSED VALUE

Class of Property	1920			1921		
	Districts	Municipalities	Total	Districts	Municipalities	Total
Real Estate.....	\$ 29,845,088	\$ 2,892,740	\$ 32,737,828	\$ 32,548,200	\$ 4,042,365	\$ 36,590,565
Personal Property.....	13,309,723	2,026,750	15,336,473	13,118,610	2,649,510	15,768,120
Public Utility Property....	12,016,647	1,395,006	13,411,653	12,863,414	1,218,821	14,082,235
<b>Total.....</b>	<b>\$ 55,171,458</b>	<b>\$ 6,314,496</b>	<b>\$ 61,485,953</b>	<b>\$ 58,530,224</b>	<b>\$ 7,910,696</b>	<b>\$ 66,440,920</b>

TAXES LEVIED

Purposes	1920			1921		
	Districts	Municipalities	Total	Districts	Municipalities	Total
State.....	\$ 55,171	\$ 6,314	\$ 61,485	\$ 58,530	\$ 7,911	\$ 66,441
State Virginia Debt.....	55,172	6,316	61,488	58,530	7,911	66,441
<b>Total State.....</b>	<b>\$ 110,343</b>	<b>\$ 12,630</b>	<b>\$ 122,973</b>	<b>\$ 117,060</b>	<b>\$ 15,822</b>	<b>\$ 132,882</b>
County, General.....	\$ 137,928	\$ 15,786	\$ 153,714	\$ 140,473	\$ 18,987	\$ 159,460
Main County Road.....	137,930	15,785	153,715	.....	.....	.....
County Road and Bridge..	55,172	6,314	61,486	.....	.....	.....
District Road.....	165,516	.....	165,516	146,327	.....	146,327
District Road Bonds.....	135,924	16,846	152,770	138,574	18,856	157,430
Other County Bonds.....	5,518	631	6,149	5,854	790	6,644
Dental Clinic.....	41,379	4,738	46,117	46,824	6,329	53,153
Memorial Fund.....	27,585	3,157	30,742	29,263	3,955	33,218
<b>Total County and District.....</b>	<b>\$ 706,952</b>	<b>\$ 63,257</b>	<b>\$ 770,209</b>	<b>\$ 507,315</b>	<b>\$ 48,917</b>	<b>\$ 556,232</b>
High School Teachers....	\$ 78,548	\$ 8,058	\$ 86,606	\$ 139,505	\$ 23,882	\$ 163,387
High School Maint. Bldg..	50,227	6,036	56,263	41,090	7,364	48,454
Elementary Teachers.....	345,882	48,762	394,644	319,727	46,334	366,061
Elementary Maint. Bldg..	76,680	8,874	85,554	76,726	11,489	88,215
New Building.....	162,375	20,715	183,090	197,620	29,193	226,813
Sub-District Extension....	.....	1,197	1,197	.....	.....	.....
School Bonds.....	19,059	3,713	22,772	65,456	15,757	81,213
<b>Total Schools.....</b>	<b>\$ 732,771</b>	<b>\$ 97,355</b>	<b>\$ 830,126</b>	<b>\$ 840,124</b>	<b>\$ 134,019</b>	<b>\$ 974,143</b>
Municipal General.....	\$.....	\$ 39,523	\$ 39,523	\$.....	\$ 44,372	\$ 44,372
Municipal Bonds.....	.....	12,437	12,437	.....	16,539	16,539
<b>Total Municipal.....</b>	<b>\$.....</b>	<b>\$ 51,960</b>	<b>\$ 51,960</b>	<b>\$.....</b>	<b>\$ 60,911</b>	<b>\$ 60,911</b>
<b>GRAND TOTAL.....</b>	<b>\$ 1,550,066</b>	<b>\$ 225,202</b>	<b>\$ 1,775,268</b>	<b>\$ 1,464,499</b>	<b>\$ 259,669</b>	<b>\$ 1,724,168</b>
Total Average Rate of Levy on Each \$100....	\$ 2.809	\$ 3.566	\$ 2.887	\$ 2.502	\$ 3.283	\$ 2.595
For All Purposes						
On Real Estate.....	\$ 836,300	\$ 104,429	\$ 940,729	\$ 808,508	\$ 133,843	\$ 942,351
On Personal Property.....	379,122	73,456	452,578	334,560	86,234	420,794
On Public Utility Property	334,644	47,317	381,961	321,431	39,592	361,023
<b>Total.....</b>	<b>\$ 1,550,066</b>	<b>\$ 225,202</b>	<b>\$ 1,775,268</b>	<b>\$ 1,464,499</b>	<b>\$ 259,669</b>	<b>\$ 1,724,168</b>

**NICHOLAS COUNTY—Table No. 1**  
**BEAVER DISTRICT—(Outside of Richwood Ind. District)**

CLASS OF PROPERTY	1920	1921	1920	1921
	Assessed Value	Assessed Value	Taxes Levied	Taxes Levied
Real Estate.....	\$ 1,277,075	\$ 1,603,115	\$ 21,710	\$ 24,207
Personal Property.....	1,346,630	1,265,987	22,893	19,117
Public Utility Property.....	529,815	544,841	9,006	8,227
<b>Total.....</b>	<b>\$ 3,153,520</b>	<b>\$ 3,413,943</b>	<b>\$ 53,609</b>	<b>\$ 51,551</b>
PURPOSES	1920	1921	1920	1921
	Levy on each \$100	Levy on each \$100	Taxes Levied	Taxes Levied
State.....	10 cents	10 cents	\$ 3,153	\$ 3,414
State Virginia Debt.....	10	10	3,154	3,414
<b>Total State.....</b>	<b>20 cents</b>	<b>20 cents</b>	<b>\$ 6,307</b>	<b>\$ 6,828</b>
County, General.....	25 cents	25 cents	\$ 7,883	\$ 8,535
Main County Road.....	25	25	7,883	8,535
County Road and Bridge.....	10	.....	3,154	.....
District Road.....	10	15	3,154	5,121
<b>Total County and District.....</b>	<b>70 cents</b>	<b>65 cents</b>	<b>\$ 22,074</b>	<b>\$ 22,191</b>
Elementary Teachers.....	40 cents	40 cents	\$ 12,614	\$ 13,656
Elementary Maintenance Building.....	10	15	3,153	5,121
New Building.....	20	.....	6,307	.....
County High School.....	10	11	3,154	3,755
<b>Total Schools.....</b>	<b>80 cents</b>	<b>66 cents</b>	<b>\$ 25,228</b>	<b>\$ 22,532</b>
<b>GRAND TOTAL.....</b>	<b>\$ 1.70</b>	<b>\$ 1.51</b>	<b>\$ 53,609</b>	<b>\$ 51,551</b>

Beaver District complete includes Tables 1, 8 and 9.

**NICHOLAS COUNTY Table No. 2**  
**GRANT DISTRICT**

CLASS OF PROPERTY	1920	1921	1920	1921
	Assessed Value	Assessed Value	Taxes Levied	Taxes Levied
Real Estate.....	\$ 475,760	\$ 650,074	\$ 7,136	\$ 9,556
Personal Property.....	94,580	116,477	1,419	1,712
Public Utility Property.....	60	60	1	1
<b>Total.....</b>	<b>\$ 570,400</b>	<b>\$ 766,611</b>	<b>\$ 8,556</b>	<b>\$ 11,269</b>
PURPOSES	1920	1921	1920	1921
	Levy on each \$100	Levy on each \$100	Taxes Levied	Taxes Levied
State.....	10 cents	10 cents	\$ 570	\$ 767
State Virginia Debt.....	10	10	571	767
<b>Total State.....</b>	<b>20 cents</b>	<b>20 cents</b>	<b>\$ 1,141</b>	<b>\$ 1,534</b>
County, General.....	25 cents	25 cents	\$ 1,426	\$ 1,916
Main County Road.....	25	25	1,426	1,917
County Road and Bridge.....	10	.....	570	.....
District Road.....	10	15	571	1,150
<b>Total County and District.....</b>	<b>70 cents</b>	<b>65 cents</b>	<b>\$ 3,993</b>	<b>\$ 4,983</b>
Elementary Teachers.....	40 cents	40 cents	\$ 2,282	\$ 3,066
Elementary Maintenance Building.....	10	11	570	843
County High School.....	10	11	570	843
<b>Total Schools.....</b>	<b>60 cents</b>	<b>62 cents</b>	<b>\$ 3,422</b>	<b>\$ 4,752</b>
<b>GRAND TOTAL.....</b>	<b>\$ 1.50</b>	<b>\$ 1.47</b>	<b>\$ 8,556</b>	<b>\$ 11,269</b>

**NICHOLAS COUNTY—Table No. 3**  
**HAMILTON DISTRICT**

CLASS OF PROPERTY	1920	1921	1920	1921
	Assessed Value	Assessed Value	Taxes Levied	Taxes Levied
Real Estate .....	\$ 1,977,750	\$ 3,000,644	\$ 30,260	\$ 43,810
Personal Property .....	426,395	433,040	6,524	6,322
Public Utility Property .....	42,216	55,212	645	806
<b>Total .....</b>	<b>\$ 2,446,361</b>	<b>\$ 3,488,896</b>	<b>\$ 37,429</b>	<b>\$ 50,938</b>
PURPOSES	1920	1921	1920	1921
	Levy on each \$100	Levy on each \$100	Taxes Levied	Taxes Levied
State .....	10 cents	10 cents	\$ 2,446	\$ 3,489
State Virginia Debt .....	10	10	2,447	3,489
<b>Total State .....</b>	<b>20 cents</b>	<b>20 cents</b>	<b>\$ 4,893</b>	<b>\$ 6,978</b>
County, General .....	25 cents	25 cents	\$ 6,116	\$ 8,722
Main County Road .....	25	25	6,116	8,723
County Road and Bridge .....	10	.....	2,446	.....
District Road .....	10	15	2,447	5,233
<b>Total County and District .....</b>	<b>70 cents</b>	<b>65 cents</b>	<b>\$ 17,125</b>	<b>\$ 22,678</b>
Elementary Teachers .....	40 cents	40 cents	\$ 9,785	\$ 13,955
Elementary Maintenance Building .....	13	10	3,180	3,489
County High School .....	10	11	2,446	3,838
<b>Total Schools .....</b>	<b>63 cents</b>	<b>61 cents</b>	<b>\$ 15,411</b>	<b>\$ 21,282</b>
<b>GRAND TOTAL .....</b>	<b>\$ 1.53</b>	<b>\$ 1.46</b>	<b>\$ 37,429</b>	<b>\$ 50,938</b>

**NICHOLAS COUNTY—Table No. 4**  
**JEFFERSON DISTRICT**

CLASS OF PROPERTY	1920	1921	1920	1921
	Assessed Value	Assessed Value	Taxes Levied	Taxes Levied
Real Estate .....	\$ 826,060	\$ 1,184,151	\$ 13,217	\$ 16,815
Personal Property .....	544,320	525,907	8,709	7,468
Public Utility Property .....	251,732	250,485	4,028	3,557
<b>Total .....</b>	<b>1,622,112</b>	<b>1,960,543</b>	<b>\$ 25,954</b>	<b>\$ 27,840</b>
PURPOSES	1920	1921	1920	1921
	Levy on each \$100	Levy on each \$100	Taxes Levied	Taxes Levied
State .....	10 cents	10 cents	\$ 1,622	\$ 1,961
State Virginia Debt .....	10	10	1,622	1,961
<b>Total State .....</b>	<b>20 cents</b>	<b>20 cents</b>	<b>\$ 3,244</b>	<b>\$ 3,922</b>
County, General .....	25 cents	25 cents	\$ 4,055	\$ 4,901
Main County Road .....	25	25	4,056	4,901
County Road and Bridge .....	10	.....	1,622	.....
District Road .....	10	15	1,622	2,941
<b>Total County and District .....</b>	<b>70 cents</b>	<b>65 cents</b>	<b>\$ 11,355</b>	<b>\$ 12,743</b>
Elementary Teachers .....	40 cents	40 cents	\$ 6,488	\$ 7,842
Elementary Maintenance Building .....	10	6	1,623	1,176
New Building .....	10	.....	1,622	.....
County High School .....	10	11	1,622	2,157
<b>Total Schools .....</b>	<b>70 cents</b>	<b>57 cents</b>	<b>\$ 11,355</b>	<b>\$ 11,175</b>
<b>GRAND TOTAL .....</b>	<b>\$ 1.60</b>	<b>\$ 1.42</b>	<b>\$ 25,954</b>	<b>\$ 27,840</b>

**NICHOLAS COUNTY—Table No. 5**  
**KENTUCKY DISTRICT**

CLASS OF PROPERTY	1920		1921	
	Assessed Value	Assessed Value	Taxes Levied	Taxes Levied
Real Estate.....	\$ 1,304,635	\$ 1,930,042	\$ 21,005	\$ 28,565
Personal Property.....	768,605	742,776	12,375	10,993
Public Utility Property.....	15,000	15,000	241	222
Total.....	\$ 2,088,240	\$ 2,687,818	\$ 33,621	\$ 39,780
PURPOSES	1920		1921	
	Levy on each \$100	Levy on each \$100	Taxes Levied	Taxes Levied
State.....	10 cents	10 cents	\$ 2,088	\$ 2,688
State Virginia Debt.....	10	10	2,088	2,688
Total State.....	20 cents	20 cents	\$ 4,176	\$ 5,376
County, General.....	25 cents	25 cents	\$ 5,221	\$ 6,720
Main County Road.....	25	25	5,220	6,719
County Road and Bridge.....	10	.....	2,088	.....
District Road.....	10	15	2,089	4,032
Total County and District.....	70 cents	65 cents	\$ 14,618	\$ 17,471
Elementary Teachers.....	40 cents	40 cents	\$ 8,353	\$ 10,751
Elementary Maintenance Building.....	10	10	2,089	2,688
New Building.....	11	2	2,297	538
County High School.....	10	11	2,088	2,956
Total Schools.....	71 cents	63 cents	\$ 14,827	\$ 16,933
GRAND TOTAL.....	\$ 1.61	\$ 1.48	\$ 33,621	\$ 39,780

**NICHOLAS COUNTY—Table No. 6**  
**SUMMERSVILLE DISTRICT—(Outside of Summersville Municipality)**

CLASS OF PROPERTY	1920		1921	
	Assessed Value	Assessed Value	Taxes Levied	Taxes Levied
Real Estate.....	\$ 776,650	\$ 1,071,494	\$ 11,650	\$ 15,537
Personal Property.....	140,170	201,966	2,103	2,929
Public Utility Property.....	550	500	8	7
Total.....	\$ 917,370	\$ 1,273,960	\$ 13,761	\$ 18,473
PURPOSES	1920		1921	
	Levy on each \$100	Levy on each \$100	Taxes Levied	Taxes Levied
State.....	10 cents	10 cents	\$ 917	\$ 1,274
State Virginia Debt.....	10	10	918	1,274
Total State.....	20 cents	20 cents	\$ 1,835	\$ 2,548
County, General.....	25 cents	25 cents	\$ 2,293	\$ 3,185
Main County Road.....	25	25	2,294	3,185
County Road and Bridge.....	10	.....	917	.....
District Road.....	10	15	918	1,911
Total County and District.....	70 cents	65 cents	\$ 6,422	\$ 8,281
Elementary Teachers.....	40 cents	40 cents	\$ 3,669	\$ 5,096
Elementary Maintenance Building.....	10	9	917	1,147
County High School.....	10	11	918	1,401
Total Schools.....	60 cents	60 cents	\$ 5,504	\$ 7,644
GRAND TOTAL.....	\$ 1.50	\$ 1.45	\$ 13,761	\$ 18,473

Summersville District complete includes Tables 6 and 10.

NICHOLAS COUNTY—Table No. 7  
WILDERNESS DISTRICT

CLASS OF PROPERTY	1920 Assessed Value	1921 Assessed Value	1920 Taxes Levied	1921 Taxes Levied
Real Estate.....	\$ 1,373,000	\$ 1,658,395	\$ 21,076	\$ 28,027
Personal Property.....	351,625	377,983	5,397	6,888
Public Utility Property.....	4,500	4,500	69	76
<b>Total.....</b>	<b>\$ 1,729,125</b>	<b>\$ 2,040,878</b>	<b>\$ 26,542</b>	<b>\$ 34,491</b>
PURPOSES	1920 Levy on each \$100	1921 Levy on each \$100	1920 Taxes Levied	1921 Taxes Levied
State.....	10 cents	10 cents	\$ 1,729	\$ 2,041
State Virginia Debt.....	10	10	1,729	2,041
<b>Total State.....</b>	<b>20 cents</b>	<b>20 cents</b>	<b>\$ 3,458</b>	<b>\$ 4,082</b>
County, General.....	25 cents	25 cents	\$ 4,323	\$ 5,102
Main County Road.....	25	25	4,323	5,102
County Road and Bridge.....	10	10	1,729	2,041
District Road.....	10	15	1,729	3,062
<b>Total County and District.....</b>	<b>70 cents</b>	<b>65 cents</b>	<b>\$ 12,104</b>	<b>\$ 13,266</b>
Elementary Teachers.....	40 cents	40 cents	\$ 6,917	\$ 8,163
Elementary Maintenance Building.....	10	13	1,729	2,653
New Building.....	3½	20	605	4,082
County High School.....	10	11	1,729	2,245
<b>Total Schools.....</b>	<b>63½ cts</b>	<b>84 cents</b>	<b>\$ 10,980</b>	<b>\$ 17,143</b>
<b>GRAND TOTAL.....</b>	<b>\$ 1.53½</b>	<b>\$ 1.69</b>	<b>\$ 26,542</b>	<b>\$ 34,491</b>

NICHOLAS COUNTY—Table No. 8

RICHWOOD IND. DISTRICT, BEAVER DISTRICT—(Outside of Richwood Municipality)

CLASS OF PROPERTY	1920 Assessed Value	1921 Assessed Value	1920 Taxes Levied	1921 Taxes Levied
Real Estate.....	\$ ..*	\$ 107,325	\$ ..	\$ 2,855
Personal Property.....	.....	54,581	.....	1,452
Public Utility Property.....	.....	.....	.....	.....
<b>Total.....</b>	<b>\$ ..*</b>	<b>\$ 161,906</b>	<b>\$ ..</b>	<b>\$ 4,307</b>
PURPOSES	1920 Levy on each \$100	1921 Levy on each \$100	1920 Taxes Levied	1921 Taxes Levied
State.....	..... cents	10 cents	\$ ..	\$ 162
State Virginia Debt.....	.....	10	.....	162
<b>Total State.....</b>	<b>..... cents</b>	<b>20 cents</b>	<b>\$ ..</b>	<b>\$ 324</b>
County, General.....	..... cents	25 cents	\$ ..	\$ 405
Main County Road.....	.....	25	.....	405
District Road.....	.....	15	.....	243
<b>Total County and District.....</b>	<b>..... cents</b>	<b>65 cents</b>	<b>\$ ..</b>	<b>\$ 1,053</b>
High School Teachers.....	..... cents	32 cents	\$ ..	\$ 518
High School Maintenance Building.....	.....	8	.....	129
Elementary Teachers.....	.....	80	.....	1,295
Elementary Maintenance Building.....	.....	14	.....	227
New Building.....	.....	20	.....	324
School Bonds.....	.....	27	.....	437
<b>Total Schools.....</b>	<b>..... cents</b>	<b>\$ 1.81</b>	<b>\$ ..</b>	<b>\$ 2,930</b>
<b>GRAND TOTAL.....</b>	<b>\$ ..*</b>	<b>\$ 2.66</b>	<b>\$ ..</b>	<b>\$ 4,307</b>

\* Included in Municipality by Assessor.  
Richwood Independent District complete includes Tables 8 and 9.

NICHOLAS COUNTY—Table No. 9  
 RICHWOOD MUNICIPALITY, RICHWOOD IND. DISTRICT  
 BEAVER DISTRICT

CLASS OF PROPERTY	1920 Assessed Value	1921 Assessed Value	1920 Taxes Levied	1921 Taxes Levied
Real Estate.....	\$ 1,629,460	\$ 1,672,755	\$ 50,187	\$ 50,350
Personal Property.....	3,160,363	2,294,496	97,339	69,065
Public Utility Property.....	94,852	87,444	2,922	2,632
<b>Total.....</b>	<b>\$ 4,884,675</b>	<b>\$ 4,054,695</b>	<b>\$ 150,448</b>	<b>\$ 122,047</b>
PURPOSES	1920 Levy on each \$100	1921 Levy on each \$100	1920 Taxes Levied	1921 Taxes Levied
State.....	10 cents	10 cents	\$ 4,885	\$ 4,055
State Virginia Debt.....	10	10	4,884	4,055
<b>Total State.....</b>	<b>20 cents</b>	<b>20 cents</b>	<b>\$ 9,769</b>	<b>\$ 8,110</b>
County, General.....	25 cents	22½ cts	\$ 12,212	\$ 9,123
Main County Road.....	25	25	12,211	10,137
County Road and Bridge.....	10		4,885	
<b>Total County and District.....</b>	<b>60 cents</b>	<b>47½ cts</b>	<b>\$ 29,308</b>	<b>\$ 19,260</b>
High School Teachers.....	33 cents	32 cents	\$ 16,119	\$ 12,975
High School Maintenance Building.....	11	8	5,373	3,244
Elementary Teachers.....	72	80	35,170	32,438
Elementary Maintenance Building.....	19	14	9,281	5,676
New Building.....	15	20	7,327	8,109
School Bonds.....	28	27	13,677	10,948
<b>Total Schools.....</b>	<b>\$ 1.78</b>	<b>\$ 1.81</b>	<b>\$ 86,947</b>	<b>\$ 73,390</b>
Municipal General.....	50 cents	50 cents	\$ 24,424	\$ 20,273
Poor Fund.....		2½		1,014
<b>Total Municipal.....</b>	<b>50 cents</b>	<b>52½ cts</b>	<b>\$ 24,424</b>	<b>\$ 21,287</b>
<b>GRAND TOTAL.....</b>	<b>\$ 3.08</b>	<b>\$ 3.01</b>	<b>\$ 150,448</b>	<b>\$ 122,047</b>

Richwood Independent District complete includes Tables 8 and 9.

NICHOLAS COUNTY—Table No. 10  
 SUMMERSVILLE MUNICIPALITY, SOMMERSVILLE DISTRICT

CLASS OF PROPERTY	1920 Assessed Value	1921 Assessed Value	1920 Taxes Levied	1921 Taxes Levied
Real Estate.....	\$ 115,510	\$ 183,585	\$ 1,964	\$ 2,754
Personal Property.....	171,102	203,358	2,909	3,050
Public Utility Property.....	500	550	8	8
<b>Total.....</b>	<b>\$ 287,112</b>	<b>\$ 387,493</b>	<b>\$ 4,881</b>	<b>\$ 5,812</b>
PURPOSES	1920 Levy on each \$100	1921 Levy on each \$100	1920 Taxes Levied	1921 Taxes Levied
State.....	10 cents	10 cents	\$ 287	\$ 387
State Virginia Debt.....	10	10	287	387
<b>Total State.....</b>	<b>20 cents</b>	<b>20 cents</b>	<b>\$ 574</b>	<b>\$ 774</b>
County, General.....	25 cents	25 cents	\$ 718	\$ 969
Main County Road.....	25	25	718	969
County Road and Bridge.....	10		287	
<b>Total County and District.....</b>	<b>60 cents</b>	<b>50 cents</b>	<b>\$ 1,723</b>	<b>\$ 1,938</b>
Elementary Teachers.....	40 cents	40 cents	\$ 1,149	\$ 1,550
Elementary Maintenance Building.....	10	9	287	349
County High School.....	10	11	287	426
<b>Total Schools.....</b>	<b>60 cents</b>	<b>60 cents</b>	<b>\$ 1,723</b>	<b>\$ 2,325</b>
Municipal General.....	30 cents	20 cents	\$ 861	\$ 775
<b>Total Municipal.....</b>	<b>30 cents</b>	<b>20 cents</b>	<b>\$ 861</b>	<b>\$ 775</b>
<b>GRAND TOTAL.....</b>	<b>\$ 1.70</b>	<b>\$ 1.50</b>	<b>\$ 4,881</b>	<b>\$ 5,812</b>



RECAPITULATION OF NICHOLAS COUNTY  
ASSESSED VALUE

Class of Property	1920			1921		
	Districts	Municipalities	Total	Districts	Municipalities	Total
Real Estate.....	\$ 8,010,930	\$ 1,744,970	\$ 9,755,900	\$ 11,205,240	\$ 1,856,340	\$ 13,061,580
Personal Property.....	3,672,325	3,331,465	7,003,790	3,718,717	2,497,854	6,216,571
Public Utility Property....	843,873	95,352	939,225	870,598	87,994	958,592
<b>Total.....</b>	<b>\$ 12,527,128</b>	<b>\$ 5,171,787</b>	<b>\$ 17,698,915</b>	<b>\$ 15,794,555</b>	<b>\$ 4,442,188</b>	<b>\$ 20,236,743</b>

TAXES LEVIED

Purposes	1920			1921		
	Districts	Municipalities	Total	Districts	Municipalities	Total
State.....	\$ 12,525	\$ 5,172	\$ 17,697	\$ 15,796	\$ 4,442	\$ 20,238
State Virginia Debt.....	12,529	5,171	17,700	15,796	4,442	20,238
<b>Total State.....</b>	<b>\$ 25,054</b>	<b>\$ 10,343</b>	<b>\$ 35,397</b>	<b>\$ 31,592</b>	<b>\$ 8,884</b>	<b>\$ 40,476</b>
County, General.....	\$ 31,317	\$ 12,930	\$ 44,247	\$ 39,486	\$ 10,092	\$ 49,578
Main County Road.....	31,318	12,929	44,247	39,487	11,106	50,593
County Road and Bridge.....	12,526	5,172	17,698			
District Road.....	12,530		12,530	23,693		23,693
<b>Total County and District.....</b>	<b>\$ 87,691</b>	<b>\$ 31,031</b>	<b>\$ 118,722</b>	<b>\$ 102,666</b>	<b>\$ 21,198</b>	<b>\$ 123,864</b>
High School Teachers.....	\$ .....	\$ 16,119	\$ 16,119	\$ 518	\$ 12,975	\$ 13,493
High School Maint. Bldg.....		5,373	5,373	129	3,244	3,373
Elementary Teachers.....	50,108	36,319	86,427	63,824	33,988	97,812
Elementary Maint. Bldg.....	13,261	9,568	22,829	17,344	6,025	23,369
New Building.....	10,831	7,327	18,158	4,944	8,109	13,053
School Bonds.....		13,677	13,677		10,948	11,385
County High School.....	12,527	287	12,814	17,195	426	17,621
<b>Total Schools.....</b>	<b>\$ 86,727</b>	<b>\$ 88,670</b>	<b>\$ 175,397</b>	<b>\$ 104,391</b>	<b>\$ 75,715</b>	<b>\$ 180,106</b>
Municipal General.....	\$ .....	\$ 25,285	\$ 25,285	\$ .....	\$ 21,048	\$ 21,048
Poor Fund.....					\$ 1,014	\$ 1,014
<b>Total Municipal.....</b>	<b>\$ .....</b>	<b>\$ 25,285</b>	<b>\$ 25,285</b>	<b>\$ .....</b>	<b>\$ 22,062</b>	<b>\$ 22,062</b>
<b>GRAND TOTAL.....</b>	<b>\$ 199,472</b>	<b>\$ 155,329</b>	<b>\$ 354,801</b>	<b>\$ 238,649</b>	<b>\$ 127,859</b>	<b>\$ 366,508</b>
Total Average Rate of Levy on Each \$100.....	\$ 1.592	\$ 3.003	\$ 2.005	\$ 1.511	\$ 2.878	\$ 1.811
<b>For All Purposes</b>						
On Real Estate.....	\$ 126,054	\$ 52,151	\$ 178,205	\$ 169,372	\$ 53,104	\$ 222,476
On Personal Property.....	59,420	100,248	159,668	56,381	72,115	128,496
On Public Utility Property.....	13,998	2,930	16,928	12,896	2,640	15,536
<b>Total.....</b>	<b>\$ 199,472</b>	<b>\$ 155,329</b>	<b>\$ 354,801</b>	<b>\$ 238,649</b>	<b>\$ 127,859</b>	<b>\$ 366,508</b>

OHIO COUNTY—Table No. 1  
LIBERTY DISTRICT

CLASS OF PROPERTY	1920		1921	
	Assessed Value	Assessed Value	Taxes Levied	Taxes Levied
Real Estate.....	\$ 1,587,675	\$ 1,619,215	\$ 24,609	\$ 32,708
Personal Property.....	378,995	371,305	5,874	7,500
Public Utility Property.....	434,207	438,652	6,730	8,861
<b>Total.....</b>	<b>\$ 2,400,877</b>	<b>\$ 2,429,172</b>	<b>\$ 37,213</b>	<b>\$ 49,069</b>
PURPOSES	1920		1921	
	Levy on each \$100	Levy on each \$100	Taxes Levied	Taxes Levied
State.....	10 cents	10 cents	\$ 2,401	\$ 2,429
State Virginia Debt.....	10	10	2,401	2,429
<b>Total State.....</b>	<b>20 cents</b>	<b>20 cents</b>	<b>\$ 4,802</b>	<b>\$ 4,858</b>
County, General.....	25 cents	25 cents	\$ 6,002	\$ 6,073
Main County Road.....	25	25	6,002	6,073
<b>Total County and District.....</b>	<b>50 cents</b>	<b>50 cents</b>	<b>\$ 12,004</b>	<b>\$ 12,146</b>
High School Teachers.....	12 cents	27 cents	\$ 2,881	\$ 6,559
High School Maintenance Building.....	3	10	720	2,429
Elementary Teachers.....	40	40	9,603	9,717
Elementary Maintenance Building.....	10	15	2,401	3,644
New Building.....	20	40	4,802	9,716
<b>Total Schools.....</b>	<b>85 cents</b>	<b>\$ 1.32</b>	<b>\$ 20,407</b>	<b>\$ 32,065</b>
<b>GRAND TOTAL.....</b>	<b>\$ 1.55</b>	<b>\$ 2.02</b>	<b>\$ 37,213</b>	<b>\$ 49,069</b>

OHIO COUNTY—Table No. 2

RICHLAND DISTRICT—(Outside of Warwood and Wooddale Municipalities)

CLASS OF PROPERTY	1920		1921	
	Assessed Value	Assessed Value	Taxes Levied	Taxes Levied
Real Estate.....	\$ 1,827,775	\$ 1,963,040	\$ 37,652	\$ 40,242
Personal Property.....	404,507	386,000	8,333	7,913
Public Utility Property.....	647,383	507,577	13,336	10,406
<b>Total.....</b>	<b>\$ 2,879,665</b>	<b>\$ 2,856,617</b>	<b>\$ 59,321</b>	<b>\$ 58,561</b>
PURPOSES	1920		1921	
	Levy on each \$100	Levy on each \$100	Taxes Levied	Taxes Levied
State.....	10 cents	10 cents	\$ 2,880	\$ 2,857
State Virginia Debt.....	10	10	2,880	2,857
<b>Total State.....</b>	<b>20 cents</b>	<b>20 cents</b>	<b>\$ 5,760</b>	<b>\$ 5,714</b>
County, General.....	25 cents	25 cents	\$ 7,199	\$ 7,141
Main County Road.....	25	25	7,199	7,143
<b>Total County and District.....</b>	<b>50 cents</b>	<b>50 cents</b>	<b>\$ 14,398</b>	<b>\$ 14,283</b>
High School Teachers.....	37 cents	37 cents	\$ 10,655	\$ 10,569
High School Maintenance Building.....	19	14	5,471	3,999
Elementary Teachers.....	40	47	11,518	13,426
Elementary Maintenance Building.....	10	10	2,880	2,857
New Building.....	20	20	5,759	5,713
School Bonds.....	10	7	2,880	2,000
<b>Total Schools.....</b>	<b>\$ 1.36</b>	<b>\$ 1.35</b>	<b>\$ 39,163</b>	<b>\$ 38,564</b>
<b>GRAND TOTAL.....</b>	<b>\$ 2.06</b>	<b>\$ 2.05</b>	<b>\$ 59,321</b>	<b>\$ 58,561</b>

Richland District complete includes Tables 2, 14 and 15.

**OHIO COUNTY—Table No. 3**  
**RITCHIE DISTRICT**

CLASS OF PROPERTY	1920	1921	1920	1921
	Assessed Value	Assessed Value	Taxes Levied	Taxes Levied
Real Estate.....	\$ 744,675	\$ 754,725	\$ 13,082	\$ 14,340
Personal Property.....	99,775	100,325	1,746	1,906
Public Utility Property.....	118,779	119,125	2,078	2,268
<b>Total.....</b>	<b>\$ 963,229</b>	<b>\$ 974,175</b>	<b>\$ 16,856</b>	<b>\$ 18,509</b>
PURPOSES	1920	1921	1920	1921
	Levy on each \$100	Levy on each \$100	Taxes Levied	Taxes Levied
State.....	10 cents	10 cents	\$ 963	\$ 974
State Virginia Debt.....	10	10	963	974
<b>Total State.....</b>	<b>20 cents</b>	<b>20 cents</b>	<b>\$ 1,926</b>	<b>\$ 1,948</b>
County, General.....	25 cents	25 cents	\$ 2,408	\$ 2,435
Main County Road.....	25	25	2,408	2,435
<b>Total County and District.....</b>	<b>50 cents</b>	<b>50 cents</b>	<b>\$ 4,816</b>	<b>\$ 4,871</b>
High School Teachers.....	..... cents	20 cents	.....	.....
Elementary Teachers.....	70	70	6,748	6,819
Elementary Maintenance Building.....	15	15	1,445	1,462
New Building.....	.....	15	.....	1,461
Special Debt.....	20	.....	1,926	.....
<b>Total Schools.....</b>	<b>\$ 1.05</b>	<b>\$ 1.20</b>	<b>\$ 10,114</b>	<b>\$ 11,690</b>
<b>GRAND TOTAL.....</b>	<b>\$ 1.75</b>	<b>\$ 1.90</b>	<b>\$ 16,856</b>	<b>\$ 18,509</b>

**OHIO COUNTY—Table No. 4**

**TRIADELPHIA DISTRICT—(Outside of Elm Grove, Edgewood, Fulton;  
Leatherwood, Patterson, Pleasant Valley, Triadelphia and Woodsdale  
Municipalities)**

CLASS OF PROPERTY	1920	1921	1920	1921
	Assessed Value	Assessed Value	Taxes Levied	Taxes Levied
Real Estate.....	\$ 4,873,880	\$ 5,356,255	\$ 92,604	\$ 101,769
Personal Property.....	1,213,075	1,222,820	23,048	23,233
Public Utility Property.....	975,169	731,188	18,528	13,892
<b>Total.....</b>	<b>\$ 7,062,124</b>	<b>\$ 7,310,263</b>	<b>\$ 134,180</b>	<b>\$ 138,894</b>
PURPOSES	1920	1921	1920	1921
	Levy on each \$100	Levy on each \$100	Taxes Levied	Taxes Levied
State.....	10 cents	10 cents	\$ 7,062	\$ 7,310
State Virginia Debt.....	10	10	7,062	7,310
<b>Total State.....</b>	<b>20 cents</b>	<b>20 cents</b>	<b>\$ 14,124</b>	<b>\$ 14,620</b>
County, General.....	25 cents	25 cents	\$ 17,655	\$ 18,276
Main County Road.....	25	25	17,656	18,275
<b>Total County and District.....</b>	<b>50 cents</b>	<b>50 cents</b>	<b>\$ 35,311</b>	<b>\$ 36,551</b>
High School Teachers.....	30 cents	33 cents	\$ 21,186	\$ 24,124
High School Maintenance Building.....	12	6	8,475	4,386
Elementary Teachers.....	40	40	28,248	29,241
Elementary Maintenance Building.....	10	13	7,062	9,503
New Building.....	10	10	7,062	7,310
School Bonds.....	18	18	12,712	13,159
<b>Total Schools.....</b>	<b>\$ 1.20</b>	<b>\$ 1.20</b>	<b>\$ 84,745</b>	<b>\$ 87,723</b>
<b>GRAND TOTAL.....</b>	<b>\$ 1.90</b>	<b>\$ 1.90</b>	<b>\$ 134,180</b>	<b>\$ 138,894</b>

Triadelphia District complete includes Tables 4, 7, 8, 9, 11, 12, 13 and 16.

**OHIO COUNTY—Table No. 5  
TRIADELPHIA MUNICIPALITY, TRIADELPHIA DISTRICT**

CLASS OF PROPERTY	1920	1921	1920	1921
	Assessed Value	Assessed Value	Taxes Levied	Taxes Levied
Real Estate.....	\$ 87,300	\$ 93,200	\$ 1,921	\$ 2,050
Personal Property.....	39,875	51,400	877	1,131
Public Utility Property.....	35,613	41,269	783	908
<b>Total.....</b>	<b>\$ 162,788</b>	<b>\$ 185,869</b>	<b>\$ 3,581</b>	<b>\$ 4,089</b>
PURPOSES	1920	1921	1920	1921
	Levy on each \$100	Levy on each \$100	Taxes Levied	Taxes Levied
State.....	10 cents	10 cents	\$ 163	\$ 186
State Virginia Debt.....	10	10	163	186
<b>Total State.....</b>	<b>20 cents</b>	<b>20 cents</b>	<b>\$ 326</b>	<b>\$ 372</b>
County, General.....	25 cents	25 cents	\$ 407	\$ 464
Main County Road.....	25	25	407	465
<b>Total County and District.....</b>	<b>50 cents</b>	<b>50 cents</b>	<b>\$ 814</b>	<b>\$ 929</b>
High School Teachers.....	30 cents	33 cents	\$ 488	\$ 613
High School Maintenance Building.....	12	6	195	112
Elementary Teachers.....	40	40	651	743
Elementary Maintenance Building.....	10	13	163	242
New Building.....	10	10	163	186
School Bonds.....	18	18	293	334
<b>Total Schools.....</b>	<b>\$ 1.20</b>	<b>\$ 1.20</b>	<b>\$ 1,953</b>	<b>\$ 2,230</b>
Municipal General.....	30 cents	30 cents	\$ 488	\$ 558
<b>Total Municipal.....</b>	<b>30 cents</b>	<b>30 cents</b>	<b>\$ 488</b>	<b>\$ 558</b>
<b>GRAND TOTAL.....</b>	<b>\$ 2.20</b>	<b>\$ 2.20</b>	<b>\$ 3,581</b>	<b>\$ 4,089</b>

**OHIO COUNTY—Table No. 6  
WHEELING MUNICIPALITY— WHEELING IND. DISTRICT**

CLASS OF PROPERTY	1920	1921	1920	1921
	Assessed Value	Assessed Value	Taxes Levied	Taxes Levied
Real Estate.....	\$ 39,920,650	\$ 40,364,725	\$ 862,286	\$ 855,732
Personal Property.....	25,456,805	25,096,967	549,867	544,776
Public Utility Property.....	6,643,437	7,598,363	143,498	161,085
<b>Total.....</b>	<b>\$ 72,020,892</b>	<b>\$ 73,660,055</b>	<b>\$ 1,555,651</b>	<b>\$ 1,561,593</b>
PURPOSES	1920	1921	1920	1921
	Levy on each \$100	Levy on each \$100	Taxes Levied	Taxes Levied
State.....	10 cents	10 cents	\$ 72,021	\$ 73,660
State Virginia Debt.....	10	10	72,021	73,660
<b>Total State.....</b>	<b>20 cents</b>	<b>20 cents</b>	<b>\$ 144,042</b>	<b>\$ 147,320</b>
County, General.....	25 cents	25 cents	\$ 180,052	\$ 184,150
Main County Road.....	25	25	180,052	184,150
<b>Total County and District.....</b>	<b>50 cents</b>	<b>50 cents</b>	<b>\$ 360,104</b>	<b>\$ 368,300</b>
Teachers.....	74¼ cts	72¾ cts	\$ 534,755	\$ 535,877
Maintenance Building.....	10	6	72,021	44,196
Library.....	1¼	2¼	12,604	16,574
<b>Total Schools.....</b>	<b>86 cents</b>	<b>81 cents</b>	<b>\$ 619,380</b>	<b>\$ 596,647</b>
Municipal General.....	41½ cts	46 8-10 c	\$ 298,887	\$ 344,729
Municipal Bonds.....	18	12 7-10	129,637	93,548
Fireman's Pension.....	½	½	3,601	3,683
Play Ground.....		1		7,366
<b>Total Municipal.....</b>	<b>60 cents</b>	<b>61 cents</b>	<b>\$ 432,125</b>	<b>\$ 449,326</b>
<b>GRAND TOTAL.....</b>	<b>\$ 2.16</b>	<b>\$ 2.12</b>	<b>\$ 1,555,651</b>	<b>\$ 1,561,593</b>

Wheeling Municipality complete includes Tables 6 to 16, inclusive.

**OHIO COUNTY—Table No. 7  
WHEELING-EDGEWOOD MUNICIPALITY, TRIADELPHIA DISTRICT**

CLASS OF PROPERTY	1920 Assessed Value	1921 Assessed Value	1920 Taxes Levied	1921 Taxes Levied
Real Estate.....	\$ 1,455,480	\$ 1,619,080	\$ 36,132	\$ 40,849
Personal Property.....	404,275	468,870	10,036	11,830
Public Utility Property.....	96,623	105,583	2,399	2,664
<b>Total.....</b>	<b>\$ 1,956,378</b>	<b>\$ 2,193,533</b>	<b>\$ 48,567</b>	<b>\$ 55,343</b>
PURPOSES	1920 Levy on each \$100	1921 Levy on each \$100	1920 Taxes Levied	1921 Taxes Levied
State.....	10 cents	10 cents	\$ 1,956	\$ 2,194
State Virginia Debt.....	10	10	1,957	2,194
<b>Total State.....</b>	<b>20 cents</b>	<b>20 cents</b>	<b>\$ 3,913</b>	<b>\$ 4,388</b>
County, General.....	25 cents	25 cents	\$ 4,891	\$ 5,484
Main County Road.....	25	25	4,891	5,483
<b>Total County and District.....</b>	<b>50 cents</b>	<b>50 cents</b>	<b>\$ 9,782</b>	<b>\$ 10,967</b>
High School Teachers.....	30 cents	33 cents	\$ 5,860	\$ 7,239
High School Maintenance Building.....	12	6	2,348	1,316
Elementary Teachers.....	40	40	7,826	8,774
Elementary Maintenance Building.....	10	13	1,956	2,851
New Building.....	10	10	1,957	2,194
School Bonds.....	18	18	3,521	3,948
<b>Total Schools.....</b>	<b>\$ 1 20</b>	<b>\$ 1 20</b>	<b>\$ 23,477</b>	<b>\$ 26,322</b>
Municipal General.....	41½ cts	46 8-10 c	\$ 8,119	\$ 10,266
Municipal Bonds.....	16¼	14	3,179	3,071
Fireman's Pension.....	½	½	97	110
Play Ground.....		1		219
<b>Total Municipal.....</b>	<b>58¼ cts</b>	<b>62 3-10 c</b>	<b>\$ 11,395</b>	<b>\$ 13,666</b>
<b>GRAND TOTAL.....</b>	<b>\$ 2 48¼ cts</b>	<b>\$ 2 52 3-10</b>	<b>\$ 48,567</b>	<b>\$ 55,343</b>

**OHIO COUNTY—Table No. 8  
WHEELING-ELM GROVE MUNICIPALITY, TRIADELPHIA DISTRICT**

CLASS OF PROPERTY	1920 Assessed Value	1921 Assessed Value	1920 Taxes Levied	1921 Taxes Levied
Real Estate.....	\$ 1,284,780	\$ 1,393,935	\$ 35,010	\$ 38,097
Personal Property.....	646,000	685,363	17,604	18,731
Public Utility Property.....	461,964	473,333	12,588	12,936
<b>Total.....</b>	<b>\$ 2,392,744</b>	<b>\$ 2,552,631</b>	<b>\$ 65,202</b>	<b>\$ 69,764</b>
PURPOSES	1920 Levy on each \$100	1921 Levy on each \$100	1920 Taxes Levied	1921 Taxes Levied
State.....	10 cents	10 cents	\$ 2,392	\$ 2,553
State Virginia Debt.....	10	10	2,393	2,553
<b>Total State.....</b>	<b>20 cents</b>	<b>20 cents</b>	<b>\$ 4,785</b>	<b>\$ 5,106</b>
County, General.....	25 cents	25 cents	\$ 5,982	\$ 6,382
Main County Road.....	25	25	5,982	6,381
<b>Total County and District.....</b>	<b>50 cents</b>	<b>50 cents</b>	<b>\$ 11,964</b>	<b>\$ 12,763</b>
High School Teachers.....	30 cents	33 cents	\$ 7,178	\$ 8,424
High School Maintenance Building.....	12	6	2,871	1,532
Elementary Teachers.....	40	40	9,571	10,210
Elementary Maintenance Building.....	10	13	2,393	3,318
New Building.....	10	10	2,393	2,553
School Bonds.....	18	18	4,307	4,595
<b>Total Schools.....</b>	<b>\$ 1 20</b>	<b>\$ 1 20</b>	<b>\$ 28,713</b>	<b>\$ 30,632</b>
Municipal General.....	41½ cts	46 8-10 c	\$ 9,930	\$ 11,946
Municipal Bonds.....	40½	35	9,691	8,934
Fireman's Pension.....	½	½	119	128
Play Ground.....		1		255
<b>Total Municipal.....</b>	<b>82½ cts</b>	<b>83 3-10 c</b>	<b>\$ 19,740</b>	<b>\$ 21,263</b>
<b>GRAND TOTAL.....</b>	<b>\$ 2 72½</b>	<b>\$ 2 73 3-10 c</b>	<b>\$ 65,202</b>	<b>\$ 69,764</b>

OHIO COUNTY—Table No. 9  
WHEELING-FULTON MUNICIPALITY, TRIADELPHIA DISTRICT—  
(Exclusive of Fulton in Washington District)

CLASS OF PROPERTY	1920 Assessed Value	1921 Assessed Value	1920 Taxes Levied	1921 Taxes Levied
Real Estate.....	\$ 43,450	\$ 44,700	\$ 1,041	\$ 1,099
Personal Property.....	4,225	2,300	101	56
Public Utility Property.....				
<b>Total.....</b>	<b>\$ 47,675</b>	<b>\$ 47,000</b>	<b>\$ 1,142</b>	<b>\$ 1,155</b>
PURPOSES	1920 Levy on each \$100	1921 Levy on each \$100	1920 Taxes Levied	1921 Taxes Levied
State.....	10 cents	10 cents	\$ 48	\$ 47
State Virginia Debt.....	10	10	47	47
<b>Total State.....</b>	<b>20 cents</b>	<b>20 cents</b>	<b>\$ 95</b>	<b>\$ 94</b>
County, General.....	25 cents	25 cents	\$ 119	\$ 117
Main County Road.....	25	25	119	118
<b>Total County and District.....</b>	<b>50 cents</b>	<b>50 cents</b>	<b>\$ 238</b>	<b>\$ 235</b>
High School Teachers.....	30 cents	33 cents	\$ 143	\$ 155
High School Maintenance Building.....	12	6	57	28
Elementary Teachers.....	40	40	191	188
Elementary Maintenance Building.....	10	13	48	61
New Building.....	10	10	48	47
School Bonds.....	18	18	86	85
<b>Total Schools.....</b>	<b>\$ 1.20</b>	<b>\$ 1.20</b>	<b>\$ 573</b>	<b>\$ 564</b>
Municipal General.....	41½ cts	46 8-10 c	\$ 198	\$ 220
Municipal Bonds.....	7 6-10	7 5-10	36	35
Fireman's Pension.....	½	½	2	2
Play Ground.....		1		5
<b>Total Municipal.....</b>	<b>49 6-10 c</b>	<b>55 8-10 c</b>	<b>\$ 236</b>	<b>\$ 262</b>
<b>GRAND TOTAL.....</b>	<b>\$ 2.39 6-10</b>	<b>\$ 2.45 8-10</b>	<b>\$ 1,142</b>	<b>\$ 1,155</b>

OHIO COUNTY—Table No. 10  
WHEELING-FULTON MUNICIPALITY, WASHINGTON DISTRICT—  
(Exclusive of Fulton in Triadelphia District)

CLASS OF PROPERTY	1920 Assessed Value	1921 Assessed Value	1920 Taxes Levied	1921 Taxes Levied
Real Estate.....	\$ 621,470	\$ 627,620	\$ 14,890	\$ 14,800
Personal Property.....	380,425	391,510	9,115	9,231
Public Utility Property.....	146,323	64,694	3,506	1,526
<b>Total.....</b>	<b>\$ 1,148,218</b>	<b>\$ 1,083,824</b>	<b>\$ 27,511</b>	<b>\$ 25,557</b>
PURPOSES	1920 Levy on each \$100	1921 Levy on each \$100	1920 Taxes Levied	1921 Taxes Levied
State.....	10 cents	10 cents	\$ 1,148	\$ 1,084
State Virginia Debt.....	10	10	1,148	1,084
<b>Total State.....</b>	<b>20 cents</b>	<b>20 cents</b>	<b>\$ 2,296</b>	<b>\$ 2,168</b>
County, General.....	25 cents	25 cents	\$ 2,871	\$ 2,709
Main County Road.....	25	25	2,870	2,710
<b>Total County and District.....</b>	<b>50 cents</b>	<b>50 cents</b>	<b>\$ 5,741</b>	<b>\$ 5,419</b>
High School Teachers.....	5 cents	5 cents	\$.....	\$ 542
High School Maintenance Building.....	5		574	
Elementary Teachers.....	70	60	8,038	6,503
Elementary Maintenance Building.....	15	15	1,722	1,626
New Building.....	10	10	1,148	1,084
School Bonds.....	20	20	2,297	2,167
<b>Total Schools.....</b>	<b>\$ 1.20</b>	<b>\$ 1.10</b>	<b>\$ 13,779</b>	<b>\$ 11,922</b>
Municipal General.....	41½ cts	46 8-10 c	\$ 4,765	\$ 5,072
Municipal Bonds.....	7 6-10	7 5-10	873	813
Fireman's Pension.....	½	½	57	54
Play Ground.....		1		109
<b>Total Municipal.....</b>	<b>49 6-10 c</b>	<b>55 8-10 c</b>	<b>\$ 5,695</b>	<b>\$ 6,048</b>
<b>GRAND TOTAL.....</b>	<b>\$ 2.39 6-10</b>	<b>\$ 2.35 8-10</b>	<b>\$ 27,511</b>	<b>\$ 25,557</b>

OHIO COUNTY—Table No. 11  
WHEELING-LEATHERWOOD MUNICIPALITY, TRIADELPHIA  
DISTRICT

CLASS OF PROPERTY	1920	1921	1920	1921
	Assessed Value	Assessed Value	Taxes Levied	Taxes Levied
Real Estate.....	\$ 305,900	\$ 307,300	\$ 7,097	\$ 7,323
Personal Property.....	192,600	189,075	4,468	4,506
Public Utility Property.....	10,190	.....	237	.....
Total.....	\$ 508,690	\$ 496,375	\$ 11,802	\$ 11,829
PURPOSES	1920	1921	1920	1921
	Levy on each \$100	Levy on each \$100	Taxes Levied	Taxes Levied
State.....	10 cents	10 cents	\$ 508	\$ 496
State Virginia Debt.....	10	10	509	496
Total State.....	20 cents	20 cents	\$ 1,017	\$ 992
County, General.....	25 cents	25 cents	\$ 1,272	\$ 1,241
Main County Road.....	25	25	1,272	1,241
Total County and District.....	50 cents	50 cents	\$ 2,544	\$ 2,482
High School Teachers.....	30 cents	33 cents	\$ 1,526	\$ 1,638
High School Maintenance Building...	12	6	610	298
Elementary Teachers.....	40	40	2,035	1,986
Elementary Maintenance Building...	10	13	509	645
New Building.....	10	10	508	496
School Bonds.....	18	18	916	894
Total Schools.....	\$ 1.20	\$ 1.20	\$ 6,104	\$ 5,957
Municipal General.....	41½ cts	46 8-10 c	\$ 2,111	\$ 2,323
Fireman's Pension.....	½	½	26	25
Play Grounds.....	.....	1	.....	50
Total Municipal.....	42 cents	48 3-10 c	\$ 2,137	\$ 2,398
GRAND TOTAL.....	\$ 2.32	\$ 2.38 3-10	\$ 11,802	\$ 11,829

OHIO COUNTY—Table No. 12  
WHEELING-PATTERSON MUNICIPALITY, TRIADELPHIA DISTRICT

CLASS OF PROPERTY	1920	1921	1920	1921
	Assessed Value	Assessed Value	Taxes Levied	Taxes Levied
Real Estate.....	\$ 243,000	\$ 262,150	\$ 5,638	\$ 6,247
Personal Property.....	28,500	39,710	661	946
Public Utility Property.....	52,169	.....	1,211	.....
Total.....	\$ 323,669	\$ 301,860	\$ 7,510	\$ 7,193
PURPOSES	1920	1921	1920	1921
	Levy on each \$100	Levy on each \$100	Taxes Levied	Taxes Levied
State.....	10 cents	10 cents	\$ 323	\$ 302
State Virginia Debt.....	10	10	324	302
Total State.....	20 cents	20 cents	\$ 647	\$ 604
County, General.....	25 cents	25 cents	\$ 809	\$ 755
Main County Road.....	25	25	810	754
Total County and District.....	50 cents	50 cents	\$ 1,619	\$ 1,509
High School Teachers.....	30 cents	33 cents	\$ 971	\$ 996
High School Maintenance Building...	12	6	388	181
Elementary Teachers.....	40	40	1,295	1,208
Elementary Maintenance Building...	10	13	324	392
New Building.....	10	10	323	302
School Bonds.....	18	18	583	543
Total Schools.....	\$ 1.20	\$ 1.20	\$ 3,884	\$ 3,622
Municipal General.....	41½ cts	46 8-10 c	\$ 1,344	\$ 1,413
Fireman's Pension.....	½	½	16	15
Play Ground.....	.....	1	.....	30
Total Municipal.....	42 cents	48 3-10 c	\$ 1,360	\$ 1,458
GRAND TOTAL.....	\$ 2.32	\$ 2.38 3-10	\$ 7,510	\$ 7,193

**OHIO COUNTY—Table No. 13**  
**WHEELING-PLEASANT VALLEY MUNICIPALITY, TRIADELPHIA DISTRICT**

CLASS OF PROPERTY	1920	1921	1920	1921
	Assessed Value	Assessed Value	Taxes Levied	Taxes Levied
Real Estate.....	\$ 847,125	\$ 886,225	\$ 20,263	\$ 21,718
Personal Property.....	144,175	177,460	3,449	4,348
Public Utility Property.....	47,861	56,872	1,145	1,393
<b>Total.....</b>	<b>\$ 1,039,161</b>	<b>\$ 1,120,557</b>	<b>\$ 24,857</b>	<b>\$ 27,454</b>
PURPOSES	1920	1921	1920	1921
	Levy on each \$100	Levy on each \$100	Taxes Levied	Taxes Levied
State.....	10 cents	10 cents	\$ 1,039	\$ 1,121
State Virginia Debt.....	10	10	1,039	1,121
<b>Total State.....</b>	<b>20 cents</b>	<b>20 cents</b>	<b>\$ 2,078</b>	<b>\$ 2,242</b>
County, General.....	25 cents	25 cents	\$ 2,598	\$ 2,801
Main County Road.....	25	25	2,598	2,801
<b>Total County and District.....</b>	<b>50 cents</b>	<b>50 cents</b>	<b>\$ 5,196</b>	<b>\$ 5,602</b>
High School Teachers.....	30 cents	33 cents	\$ 3,117	\$ 3,696
High School Maintenance Building.....	12	6	1,247	672
Elementary Teachers.....	40	40	4,157	4,487
Elementary Maintenance Building.....	10	13	1,039	1,451
New Building.....	10	10	1,039	1,127
School Bonds.....	18	18	1,871	2,012
<b>Total Schools.....</b>	<b>\$ 1.20</b>	<b>\$ 1.20</b>	<b>\$ 12,470</b>	<b>\$ 13,447</b>
Municipal General.....	41½ cts	46 8-10 c	\$ 4,313	\$ 5,244
Municipal Bonds.....	7 2-10	6 7-10	748	751
Fireman's Pension.....	½	½	52	56
Play Ground.....		1		112
<b>Total Municipal.....</b>	<b>49 2-10 c</b>	<b>55 cents</b>	<b>\$ 5,113</b>	<b>\$ 6,163</b>
<b>GRAND TOTAL.....</b>	<b>\$ 2.39 2-10</b>	<b>\$ 2.45</b>	<b>\$ 24,857</b>	<b>\$ 27,454</b>

**OHIO COUNTY—Table No. 14**  
**WHEELING-WARWOOD MUNICIPALITY, RICHLAND DISTRICT**

CLASS OF PROPERTY	1920	1921	1920	1921
	Assessed Value	Assessed Value	Taxes Levied	Taxes Levied
Real Estate.....	\$ 2,196,025	\$ 2,266,925	\$ 65,442	\$ 66,262
Personal Property.....	645,000	650,683	19,221	19,019
Public Utility Property.....	393,370	461,648	11,722	13,494
<b>Total.....</b>	<b>\$ 3,234,395</b>	<b>\$ 3,379,256</b>	<b>\$ 96,385</b>	<b>\$ 98,775</b>
PURPOSES	1920	1921	1920	1921
	Levy on each \$100	Levy on each \$100	Taxes Levied	Taxes Levied
State.....	10 cents	10 cents	\$ 3,234	\$ 3,379
State Virginia Debt.....	10	10	3,235	3,379
<b>Total State.....</b>	<b>20 cents</b>	<b>20 cents</b>	<b>\$ 6,469</b>	<b>\$ 6,758</b>
County, General.....	25 cents	25 cents	\$ 8,086	\$ 8,448
Main County Road.....	25	25	8,086	8,448
<b>Total County and District.....</b>	<b>50 cents</b>	<b>50 cents</b>	<b>\$ 16,172</b>	<b>\$ 16,896</b>
High School Teachers.....	37 cents	37 cents	\$ 11,967	\$ 12,608
High School Maintenance Building.....	19	14	6,145	4,731
Elementary Teachers.....	40	47	12,938	15,853
Elementary Maintenance Building.....	10	10	3,234	3,379
New Building.....	20	20	6,469	6,759
School Bonds.....	20	7	6,469	2,365
<b>Total Schools.....</b>	<b>\$ 1.46</b>	<b>\$ 1.35</b>	<b>\$ 47,222</b>	<b>\$ 45,620</b>
Municipal General.....	41½ cts	46 8-10 c	\$ 13,423	\$ 15,815
Municipal Bonds.....	40	39	12,938	13,179
Fireman's Pension.....	½	½	161	169
Play Ground.....		1		338
<b>Total Municipal.....</b>	<b>82 cents</b>	<b>87 3-10 c</b>	<b>\$ 26,522</b>	<b>\$ 29,501</b>
<b>GRAND TOTAL.....</b>	<b>\$ 2.98</b>	<b>\$ 2.92 3-10</b>	<b>\$ 96,385</b>	<b>\$ 98,775</b>



## OHIO COUNTY—Table No. 15

WHEELING-WOODSDALE MUNICIPALITY, RICHLAND DISTRICT—  
(Exclusive of Wooddale in Triadelphia District)

CLASS OF PROPERTY	1920 Assessed Value	1921 Assessed Value	1920 Taxes Levied	1921 Taxes Levied
Real Estate.....	\$ 98,150	\$ 149,150	\$ 2,878	\$ 4,258
Personal Property.....	22,400	25,050	657	715
Public Utility Property.....				
Total.....	\$ 120,550	\$ 174,200	\$ 3,535	\$ 4,973
PURPOSES	1920 Levy on each \$100	1921 Levy on each \$100	1920 Taxes Levied	1921 Taxes Levied
State.....	10 cents	10 cents	\$ 120	\$ 174
State Virginia Debt.....	10	10	121	174
Total State.....	20 cents	20 cents	\$ 241	\$ 348
County, General.....	25 cents	25 cents	\$ 301	\$ 435
Main County Road.....	25	25	302	436
Total County and District.....	50 cents	50 cents	\$ 603	\$ 871
High School Teachers.....	37 cents	37 cents	\$ 446	\$ 645
High School Maintenance Building...	19	14	229	244
Elementary Teachers.....	40	47	482	819
Elementary Maintenance Building...	10	10	121	174
New Building.....	20	20	241	348
School Bonds.....	20	7	241	122
Total Schools.....	\$ 1.46	\$ 1.35	\$ 1,760	\$ 2,352
Municipal General.....	41½ cts	46 8-10 c	\$ 500	\$ 815
Municipal Bonds.....	35 21-100	32 2-10	425	561
Fireman's Pension.....	½	½	6	9
Play Ground.....		1		17
Total Municipal.....	\$ .77 21-100	80 5-10	\$ 931	\$ 1,402
GRAND TOTAL.....	\$ 2.93 21-100	\$ 2.85 5-10	\$ 3,535	\$ 4,973

## OHIO COUNTY—Table No. 16

WHEELING-WOODSDALE MUNICIPALITY, TRIADELPHIA DISTRICT  
—(Exclusive of Woodsdale in Richland District)

CLASS OF PROPERTY	1920 Assessed Value	1921 Assessed Value	1920 Taxes Levied	1921 Taxes Levied
Real Estate.....	\$ 1,558,850	\$ 1,624,050	\$ 41,654	\$ 43,930
Personal Property.....	837,525	844,906	22,380	22,855
Public Utility Property.....	89,497	109,418	2,391	2,960
<b>Total.....</b>	<b>\$ 2,485,872</b>	<b>\$ 2,578,377</b>	<b>\$ 66,425</b>	<b>\$ 69,745</b>
PURPOSES	1920 Levy on each \$100	1921 Levy on each \$100	1920 Taxes Levied	1921 Taxes Levied
State.....	10 cents	10 cents	\$ 2,486	\$ 2,578
State Virginia Debt.....	10	10	2,486	2,578
<b>Total State.....</b>	<b>20 cents</b>	<b>20 cents</b>	<b>\$ 4,972</b>	<b>\$ 5,156</b>
County, General.....	25 cents	25 cents	\$ 6,215	\$ 6,446
Main County Road.....	25	25	6,214	6,446
<b>Total County and District.....</b>	<b>50 cents</b>	<b>50 cents</b>	<b>\$ 12,429</b>	<b>\$ 12,892</b>
High School Teachers.....	30 cents	33 cents	\$ 7,458	\$ 8,509
High School Maintenance Building...	12	6	2,983	1,547
Elementary Teachers.....	40	40	9,943	10,314
Elementary Maintenance Building...	10	13	2,486	3,352
New Building.....	10	10	2,486	2,578
School Bonds.....	18	18	4,475	4,641
<b>Total Schools.....</b>	<b>\$ 1.20</b>	<b>\$ 1.20</b>	<b>\$ 29,831</b>	<b>\$ 30,941</b>
Municipal General.....	41½ cts	46 8-10 c	\$ 10,316	\$ 12,067
Municipal Bonds.....	35 21-100	32 2-10	8,753	8,302
Fireman's Pension.....	½	½	124	129
Play Ground.....	.....	1 ½	.....	258
<b>Total Municipal.....</b>	<b>\$ .77 21-100</b>	<b>80 5-10 c</b>	<b>\$ 19,193</b>	<b>\$ 20,756</b>
<b>GRAND TOTAL.....</b>	<b>\$ 2.67 21-100</b>	<b>\$ 2.70 5-10</b>	<b>\$ 66,425</b>	<b>\$ 69,745</b>

**RECAPITULATION OF OHIO COUNTY  
ASSESSED VALUE**

Class of Property	1920			1921		
	Districts	Municipalities	Total	Districts	Municipalities	Total
Real Estate.....	\$ 9,084,005	\$ 48,662,180	\$ 57,696,185	\$ 9,693,235	\$ 49,639,060	\$ 59,332,295
Personal Property.....	2,096,352	28,801,805	30,898,157	2,060,450	29,223,297	31,303,747
Public Utility Property.....	2,175,538	7,977,047	10,152,585	1,796,542	8,911,180	10,707,722
<b>Total.....</b>	<b>\$ 13,305,895</b>	<b>\$ 85,441,032</b>	<b>\$ 98,746,927</b>	<b>\$ 13,570,227</b>	<b>\$ 87,773,537</b>	<b>\$101,343,764</b>

**TAXES LEVIED**

Purposes	1920			1921		
	Districts	Municipalities	Total	Districts	Municipalities	Total
State.....	\$ 13,306	\$ 85,438	\$ 98,744	\$ 13,570	\$ 87,774	\$ 101,344
State Virginia Debt.....	13,306	85,443	98,749	13,570	87,774	101,344
<b>Total State.....</b>	<b>\$ 26,612</b>	<b>\$ 170,881</b>	<b>\$ 197,493</b>	<b>\$ 27,140</b>	<b>\$ 175,548</b>	<b>\$ 202,688</b>
County, General.....	\$ 33,264	\$ 213,603	\$ 246,867	\$ 33,925	\$ 219,432	\$ 253,357
Main County Road.....	33,265	213,603	246,868	33,926	219,433	253,359
<b>Total County and District.....</b>	<b>\$ 66,529</b>	<b>\$ 427,206</b>	<b>\$ 493,735</b>	<b>\$ 67,851</b>	<b>\$ 438,865</b>	<b>\$ 506,716</b>
High School Teachers.....	\$ 34,722	\$ 39,163	\$ 73,885	\$ 43,200	\$ 44,962	\$ 88,162
High School Maint. Bldg.....	14,666	17,647	32,313	10,814	10,661	21,475
Elementary Teachers.....	56,112	57,127	113,239	59,203	* 596,987	* 656,190
Elementary Maint. Bldg.....	13,788	13,995	27,783	17,466	* 61,693	* 79,159
New Building.....	17,623	16,775	34,398	24,200	17,668	41,868
School Bonds.....	15,592	25,059	40,651	15,159	21,711	36,870
Library.....		12,604	12,604		16,574	16,574
Special Debt.....	1,926		1,926			
*Teachers.....		534,755	534,755			
*Maintenance Building.....		72,021	72,021			
<b>Total Schools.....</b>	<b>\$ 154,429</b>	<b>\$ 789,146</b>	<b>\$ 943,575</b>	<b>\$ 170,042</b>	<b>\$ 770,256</b>	<b>\$ 940,298</b>
Municipal General.....	\$.....	\$ 354,394	\$ 354,394	\$.....	\$ 410,468	\$ 410,468
Municipal Bonds.....		166,280	166,280		129,194	129,194
Fireman's Pension.....		4,261	4,261		4,380	4,380
Play Grounds.....					8,759	8,759
<b>Total Municipal.....</b>	<b>\$.....</b>	<b>\$ 524,935</b>	<b>\$ 524,935</b>	<b>\$.....</b>	<b>\$ 552,801</b>	<b>\$ 552,801</b>
<b>GRAND TOTAL.....</b>	<b>\$ 247,570</b>	<b>\$ 1,912,168</b>	<b>\$ 2,159,738</b>	<b>\$ 265,033</b>	<b>\$ 1,937,470</b>	<b>\$ 2,202,503</b>
Total Average Rate of Levy on Each \$100.....	\$ 1.861	\$ 2.238	\$ 2.187	\$ 1.953	\$ 2.207	\$ 2.173
For All Purposes						
On Real Estate.....	\$ 167,897	\$ 1,094,252	\$ 1,262,149	\$ 189,059	\$ 1,102,360	\$ 1,291,419
On Personal Property.....	39,001	638,436	677,437	40,552	638,144	678,696
On Public Utility Property	40,672	179,480	220,152	35,422	196,966	232,388
<b>Total.....</b>	<b>\$ 247,570</b>	<b>\$ 1,912,168</b>	<b>\$ 2,159,738</b>	<b>\$ 265,033</b>	<b>\$ 1,937,470</b>	<b>\$ 2,202,503</b>

\* Includes City of Wheeling.

## PENDLETON COUNTY—Table No. 1

## BETHEL DISTRICT

CLASS OF PROPERTY	1920 Assessed Value	1921 Assessed Value	1920 Taxes Levied	1921 Taxes Levied
Real Estate.....	\$ 425,811	\$ 421,808	\$ 6,387	\$ 6,496
Personal Property.....	276,715	279,485	4,151	4,304
Public Utility Property.....	301	328	4	5
Total.....	\$ 702,827	\$ 701,621	\$ 10,542	\$ 10,805
PURPOSES	1920 Levy on each \$100	1921 Levy on each \$100	1920 Taxes Levied	1921 Taxes Levied
State.....	10 cents	10 cents	\$ 703	\$ 702
State Virginia Debt.....	10	10	703	702
Total State.....	20 cents	20 cents	\$ 1,406	\$ 1,404
County, General.....	30 cents	30 cents	\$ 2,108	\$ 2,105
Main County Road.....	25	25	1,757	1,754
County Road and Bridge.....	10	.....	703	.....
District Road.....	15	20	1,054	1,403
Total County and District.....	80 cents	75 cents	\$ 5,622	\$ 5,262
High School Teachers.....	..... cents	2 cents	.....	\$ 140
Elementary Teachers.....	40	40	2,811	2,806
Elementary Maintenance Building.....	10	12	703	842
New Building.....	.....	5	.....	351
Total Schools.....	50 cents	59 cents	\$ 3,514	\$ 4,139
GRAND TOTAL.....	\$ 1.50	\$ 1.54	\$ 10,542	\$ 10,805

## PENDLETON COUNTY—Table No. 2

## CIRCLEVILLE DISTRICT

CLASS OF PROPERTY	1920 Assessed Value	1921 Assessed Value	1920 Taxes Levied	1921 Taxes Levied
Real Estate.....	\$ 463,225	\$ 460,700	\$ 7,875	\$ 7,924
Personal Property.....	373,650	405,010	6,352	6,966
Public Utility Property.....	181	208	3	4
Total.....	\$ 837,056	\$ 865,918	\$ 14,230	\$ 14,894
PURPOSES	1920 Levy on each \$100	1921 Levy on each \$100	1920 Taxes Levied	1921 Taxes Levied
State.....	10 cents	10 cents	\$ 837	\$ 866
State Virginia Debt.....	10	10	837	866
Total State.....	20 cents	20 cents	\$ 1,674	\$ 1,732
County, General.....	30 cents	30 cents	\$ 2,511	\$ 2,597
Main County Road.....	25	25	2,093	2,165
County Road and Bridge.....	10	.....	837	.....
District Road.....	15	20	1,256	1,732
Total County and District.....	80 cents	75 cents	\$ 6,697	\$ 6,494
High School Teachers.....	..... cents	2 cents	.....	\$ 173
Elementary Teachers.....	40	40	3,348	3,464
Elementary Maintenance Building.....	10	15	837	1,299
New Building.....	20	20	1,674	1,732
Total Schools.....	70 cents	77 cents	\$ 5,859	\$ 6,668
GRAND TOTAL.....	\$ 1.70	\$ 1.72	\$ 14,230	\$ 14,894

## PENDLETON COUNTY—Table No. 3

## FRANKLIN DISTRICT—(Outside of Franklin Municipality)

CLASS OF PROPERTY	1920 Assessed Value	1921 Assessed Value	1920 Taxes Levied	1921 Taxes Levied
Real Estate.....	\$ 503,815	\$ 505,435	\$ 9,371	\$ 9,199
Personal Property.....	329,125	270,970	6,122	4,932
Public Utility Property.....	954	1,065	18	19
Total.....	\$ 833,894	\$ 777,470	\$ 15,511	\$ 14,150
PURPOSES	1920 Levy on each \$100	1921 Levy on each \$100	1920 Taxes Levied	1921 Taxes Levied
State.....	10 cents	10 cents	\$ 833	\$ 777
State Virginia Debt.....	10	10	834	777
Total State.....	20 cents	20 cents	\$ 1,667	\$ 1,554
County, General.....	30 cents	30 cents	\$ 2,502	\$ 2,332
Main County Road.....	25	25	2,085	1,944
County Road and Bridge.....	10	.....	834	.....
District Road.....	15	25	1,251	1,944
Total County and District.....	80 cents	80 cents	\$ 6,672	\$ 6,220
High School Teachers.....	16 cents	20 cents	\$ 1,334	\$ 1,555
High School Maintenance Building.....	3	.....	250	.....
Elementary Teachers.....	40	40	3,336	3,110
Elementary Maintenance Building.....	10	2	834	156
New Building.....	17	20	1,418	1,555
Total Schools.....	86 cents	82 cents	\$ 7,172	\$ 6,376
GRAND TOTAL.....	\$ 1.86	\$ 1.82	\$ 15,511	\$ 14,150

Franklin District complete includes Tables 3 and 7,

## PENDLETON COUNTY—Table No. 4

## MILL RUN DISTRICT

CLASS OF PROPERTY	1920 Assessed Value	1921 Assessed Value	1920 Taxes Levied	1921 Taxes Levied
Real Estate.....	\$ 508,280	\$ 511,160	\$ 8,844	\$ 8,230
Personal Property.....	396,415	397,485	6,898	6,399
Public Utility Property.....	1,425	1,522	25	24
Total.....	\$ 906,120	\$ 910,167	\$ 15,767	\$ 14,653
PURPOSES	1920 Levy on each \$100	1921 Levy on each \$100	1920 Taxes Levied	1921 Taxes Levied
State.....	10 cents	10 cents	\$ 906	\$ 910
State Virginia Debt.....	10	10	906	910
Total State.....	20 cents	20 cents	\$ 1,812	\$ 1,820
County, General.....	30 cents	30 cents	\$ 2,719	\$ 2,731
Main County Road.....	25	25	2,265	2,275
County Road and Bridge.....	10	.....	906	.....
District Road.....	15	20	1,359	1,820
Total County and District.....	80 cents	75 cents	\$ 7,249	\$ 6,826
High School Teachers.....	4 cents	1 cent	\$ 363	\$ 91
Elementary Teachers.....	40	40	3,625	3,641
Elementary Maintenance Building.....	10	14	906	1,274
New Building.....	20	11	1,812	1,001
Total Schools.....	74 cents	66 cents	\$ 6,706	\$ 6,007
GRAND TOTAL.....	\$ 1.74	\$ 1.61	\$ 15,767	\$ 14,653

PENDLETON COUNTY—Table No. 5

SUGAR GROVE DISTRICT

CLASS OF PROPERTY	1920 Assessed Value	1921 Assessed Value	1920 Taxes Levied	1921 Taxes Levied
Real Estate.....	\$ 466,021	\$ 466,334	\$ 7,829	\$ 8,021
Personal Property.....	321,055	288,770	5,394	4,967
Public Utility Property.....	271	298	4	5
<b>Total.....</b>	<b>\$ 787,347</b>	<b>\$ 755,402</b>	<b>\$ 13,227</b>	<b>\$ 12,993</b>
PURPOSES	1920 Levy on each \$100	1921 Levy on each \$100	1920 Taxes Levied	1921 Taxes Levied
State.....	10 cents	10 cents	\$ 787	\$ 755
State Virginia Debt.....	10	10	788	755
<b>Total State.....</b>	<b>20 cents</b>	<b>20 cents</b>	<b>\$ 1,575</b>	<b>\$ 1,510</b>
County, General.....	30 cents	30 cents	\$ 2,362	\$ 2,266
Main County Road.....	25	25	1,968	1,889
County Road and Bridge.....	10	.....	788	.....
District Road.....	15	20	1,181	1,511
<b>Total County and District.....</b>	<b>80 cents</b>	<b>75 cents</b>	<b>\$ 6,299</b>	<b>\$ 5,666</b>
High School Teachers.....	..... cents	2 cents	.....	\$ 151
Elementary Teachers.....	40	40	3,149	3,022
Elementary Maintenance Building.....	10	15	787	1,133
New Building.....	18	20	1,417	1,511
<b>Total Schools.....</b>	<b>68 cents</b>	<b>77 cents</b>	<b>\$ 5,353</b>	<b>\$ 5,817</b>
<b>GRAND TOTAL.....</b>	<b>\$ 1.68</b>	<b>\$ 1.72</b>	<b>\$ 13,227</b>	<b>\$ 12,993</b>

PENDLETON COUNTY—Table No. 6

UNION DISTRICT

CLASS OF PROPERTY	1920 Assessed Value	1921 Assessed Value	1920 Taxes Levied	1921 Taxes Levied
Real Estate.....	\$ 541,470	\$ 542,855	\$ 9,205	\$ 9,500
Personal Property.....	317,305	312,785	5,394	5,474
Public Utility Property.....	1,390	1,390	24	24
<b>Total.....</b>	<b>\$ 860,165</b>	<b>\$ 857,030</b>	<b>\$ 14,623</b>	<b>\$ 14,998</b>
PURPOSES	1920 Levy on each \$100	1921 Levy on each \$100	1920 Taxes Levied	1921 Taxes Levied
State.....	10 cents	10 cents	\$ 860	\$ 857
State Virginia Debt.....	10	10	860	857
<b>Total State.....</b>	<b>20 cents</b>	<b>20 cents</b>	<b>\$ 1,720</b>	<b>\$ 1,714</b>
County, General.....	30 cents	30 cents	\$ 2,581	\$ 2,571
Main County Road.....	25	25	2,151	2,143
County Road and Bridge.....	10	.....	860	.....
District Road.....	15	20	1,290	1,714
<b>Total County and District.....</b>	<b>80 cents</b>	<b>75 cents</b>	<b>\$ 6,882</b>	<b>\$ 6,428</b>
High School Teachers.....	..... cents	5 cents	.....	\$ 428
Elementary Teachers.....	40	40	3,441	3,428
Elementary Maintenance Building.....	10	15	860	1,286
New Building.....	20	20	1,720	1,714
<b>Total Schools.....</b>	<b>70 cents</b>	<b>80 cents</b>	<b>\$ 6,021</b>	<b>\$ 6,856</b>
<b>GRAND TOTAL.....</b>	<b>\$ 1.70</b>	<b>\$ 1.75</b>	<b>\$ 14,623</b>	<b>\$ 14,998</b>

**PENDLETON COUNTY—Table No. 7**  
**FRANKLIN MUNICIPALITY, FRANKLIN DISTRICT**

CLASS OF PROPERTY	1920 Assessed Value	1921 Assessed Value	1920 Taxes Levied	1921 Taxes Levied
Real Estate.....	\$ 141,525	\$ 143,105	\$ 3,057	\$ 2,890
Personal Property.....	376,490	361,294	8,132	7,298
Public Utility Property.....				
<b>Total.....</b>	<b>\$ 518,015</b>	<b>\$ 504,399</b>	<b>\$ 11,189</b>	<b>\$ 10,188</b>
PURPOSES	1920 Levy on each \$100	1921 Levy on each \$100	1920 Taxes Levied	1921 Taxes Levied
State.....	10 cents	10 cents	\$ 518	\$ 504
State Virginia Debt.....	10	10	518	504
<b>Total State.....</b>	<b>20 cents</b>	<b>20 cents</b>	<b>\$ 1,036</b>	<b>\$ 1,008</b>
County, General.....	30 cents	30 cents	\$ 1,554	\$ 1,513
Main County Road.....	25	25	1,295	1,261
County Road and Bridge.....	10		518	
<b>Total County and District.....</b>	<b>65 cents</b>	<b>55 cents</b>	<b>\$ 3,367</b>	<b>\$ 2,774</b>
High School Teachers.....	16 cents	20 cents	\$ 829	\$ 1,009
High School Maintenance Building.....	3		155	
Elementary Teachers.....	40	40	2,072	2,017
Elementary Maintenance Building.....	10	2	518	101
New Building.....	17	20	881	1,009
<b>Total Schools.....</b>	<b>86 cents</b>	<b>82 cents</b>	<b>\$ 4,455</b>	<b>\$ 4,136</b>
Municipal General.....	35 cents	35 cents	\$ 1,813	\$ 1,766
Municipal Bonds.....	10	10	518	504
<b>Total Municipal.....</b>	<b>45 cents</b>	<b>45 cents</b>	<b>\$ 2,331</b>	<b>\$ 2,270</b>
<b>GRAND TOTAL.....</b>	<b>\$ 2.16</b>	<b>\$ 2.02</b>	<b>\$ 11,189</b>	<b>\$ 10,188</b>

**RECAPITULATION OF PENDLETON COUNTY  
ASSESSED VALUE**

Class of Property	1920			1921		
	Districts	Municipalities	Total	Districts	Municipalities	Total
Real Estate.....	\$ 2,908,622	\$ 141,525	\$ 3,050,147	\$ 2,908,292	\$ 143,105	\$ 3,051,397
Personal Property.....	2,014,265	376,490	2,390,755	1,984,505	361,294	2,345,799
Public Utility Property.....	4,522	.....	4,522	4,811	.....	4,811
<b>Total.....</b>	<b>\$ 4,927,409</b>	<b>\$ 518,015</b>	<b>\$ 5,445,424</b>	<b>\$ 4,867,608</b>	<b>\$ 504,399</b>	<b>\$ 5,372,007</b>

**TAXES LEVIED**

Purposes	1920			1921		
	Districts	Municipalities	Total	Districts	Municipalities	Total
State.....	\$ 4,926	\$ 518	\$ 5,444	\$ 4,867	\$ 504	\$ 5,371
State Virginia Debt.....	4,928	518	5,446	4,867	504	5,371
<b>Total State.....</b>	<b>\$ 9,854</b>	<b>\$ 1,036</b>	<b>\$ 10,890</b>	<b>\$ 9,734</b>	<b>\$ 1,008</b>	<b>\$ 10,742</b>
County, General.....	\$ 14,783	\$ 1,554	\$ 16,337	\$ 14,602	\$ 1,513	\$ 16,115
Main County Road.....	12,319	1,295	13,614	12,170	1,261	13,431
County Road and Bridge..	4,928	518	5,446	.....	.....	.....
District Road.....	7,391	.....	7,391	10,124	.....	10,124
<b>Total County and District.....</b>	<b>\$ 39,421</b>	<b>\$ 3,367</b>	<b>\$ 42,788</b>	<b>\$ 36,896</b>	<b>\$ 2,774</b>	<b>\$ 39,670</b>
High School Teachers.....	\$ 1,697	\$ 829	\$ 2,526	\$ 2,538	\$ 1,009	\$ 3,547
High School Maint. Bldg..	250	155	405	.....	.....	.....
Elementary Teachers.....	19,710	2,072	21,782	19,471	2,017	21,488
Elementary Maint. Bldg...	4,927	518	5,445	5,990	101	6,091
New Building.....	8,041	881	8,922	7,864	1,009	8,873
<b>Total Schools.....</b>	<b>\$ 34,625</b>	<b>\$ 4,455</b>	<b>\$ 39,080</b>	<b>\$ 35,863</b>	<b>\$ 4,136</b>	<b>\$ 39,999</b>
Municipal General.....	\$.....	\$ 1,813	\$ 1,813	\$.....	\$ 1,766	\$ 1,766
Municipal Bonds.....	.....	518	518	.....	504	504
<b>Total Municipal.....</b>	<b>\$.....</b>	<b>\$ 2,331</b>	<b>\$ 2,331</b>	<b>\$.....</b>	<b>\$ 2,270</b>	<b>\$ 2,270</b>
<b>GRAND TOTAL.....</b>	<b>\$ 83,900</b>	<b>\$ 11,189</b>	<b>\$ 95,089</b>	<b>\$ 82,493</b>	<b>\$ 10,188</b>	<b>\$ 92,681</b>
Total Average Rate of Levy on Each \$100.....	\$ 1.703	\$ 2.16	\$ 1.746	\$ 1.695	\$ 2.02	\$ 1.725
<b>For All Purposes</b>						
On Real Estate.....	\$ 49,511	\$ 3,057	\$ 52,568	\$ 49,370	\$ 2,890	\$ 52,260
On Personal Property.....	34,311	8,132	42,443	33,042	7,298	40,340
On Public Utility Property	78	.....	78	81	.....	81
<b>Total.....</b>	<b>\$ 83,900</b>	<b>\$ 11,189</b>	<b>\$ 95,089</b>	<b>\$ 82,493</b>	<b>\$ 10,188</b>	<b>\$ 92,681</b>



**PLEASANTS COUNTY—Table No. 1**  
**GRANT DISTRICT**

CLASS OF PROPERTY	1920	1921	1920	1921
	Assessed Value	Assessed Value	Taxes Levied	Taxes Levied
Real Estate.....	\$ 430,640	\$ 424,340	\$ 6,976	\$ 5,941
Personal Property.....	326,580	311,145	5,291	4,356
Public Utility Property.....	789,053	785,164	12,783	10,992
<b>Total.....</b>	<b>\$ 1,546,273</b>	<b>\$ 1,520,649</b>	<b>\$ 25,050</b>	<b>\$ 21,289</b>
PURPOSES	1920	1921	1920	1921
	Levy on each \$100	Levy on each \$100	Taxes Levied	Taxes Levied
State.....	10 cents	10 cents	\$ 1,546	\$ 1,521
State Virginia Debt.....	10	10	1,547	1,521
<b>Total State.....</b>	<b>20 cents</b>	<b>20 cents</b>	<b>\$ 3,093</b>	<b>\$ 3,042</b>
County, General.....	27 cents	30 cents	\$ 4,175	\$ 4,562
Main County Road.....	25	25	3,866	3,801
County Road and Bridge.....	10	.....	1,546	.....
District Road.....	30	15	4,639	2,281
<b>Total County and District.....</b>	<b>92 cents</b>	<b>70 cents</b>	<b>\$ 14,226</b>	<b>\$ 10,644</b>
Elementary Teachers.....	40 cents	40 cents	\$ 6,185	\$ 6,083
Elementary Maintenance Building.....	10	7	1,546	1,064
New Building.....	.....	3	.....	456
<b>Total Schools.....</b>	<b>50 cents</b>	<b>50 cents</b>	<b>\$ 7,731</b>	<b>\$ 7,603</b>
<b>GRAND TOTAL.....</b>	<b>\$ 1.62</b>	<b>\$ 1.40</b>	<b>\$ 25,050</b>	<b>\$ 21,289</b>

**PLEASANTS COUNTY—Table No. 2**  
**JEFFERSON DISTRICT**

CLASS OF PROPERTY	1920	1921	1920	1921
	Assessed Value	Assessed Value	Taxes Levied	Taxes Levied
Real Estate.....	\$ 315,535	\$ 327,485	\$ 5,112	\$ 4,880
Personal Property.....	403,225	404,675	6,532	6,030
Public Utility Property.....	453,180	487,392	7,342	7,262
<b>Total.....</b>	<b>\$ 1,171,940</b>	<b>\$ 1,219,552</b>	<b>\$ 18,986</b>	<b>\$ 18,172</b>
PURPOSES	1920	1921	1920	1921
	Levy on each \$100	Levy on each \$100	Taxes Levied	Taxes Levied
State.....	10 cents	10 cents	\$ 1,172	\$ 1,220
State Virginia Debt.....	10	10	1,172	1,220
<b>Total State.....</b>	<b>20 cents</b>	<b>20 cents</b>	<b>\$ 2,344</b>	<b>\$ 2,440</b>
County, General.....	27 cents	30 cents	\$ 3,164	\$ 3,659
Main County Road.....	25	25	2,930	3,049
County Road and Bridge.....	10	.....	1,172	.....
District Road.....	30	15	3,516	1,829
<b>Total County and District.....</b>	<b>92 cents</b>	<b>70 cents</b>	<b>\$ 10,782</b>	<b>\$ 8,537</b>
Elementary Teachers.....	40 cents	40 cents	\$ 4,688	\$ 4,878
Elementary Maintenance Building.....	10	15	1,172	1,829
New Building.....	.....	4	.....	488
<b>Total Schools.....</b>	<b>50 cents</b>	<b>59 cents</b>	<b>\$ 5,860</b>	<b>\$ 7,195</b>
<b>GRAND TOTAL.....</b>	<b>\$ 1.62</b>	<b>\$ 1.49</b>	<b>\$ 18,986</b>	<b>\$ 18,172</b>

## PLEASANTS COUNTY—Table No. 3

## LAFAYETTE DISTRICT

CLASS OF PROPERTY	1920 Assessed Value	1921 Assessed Value	1920 Taxes Levied	1921 Taxes Levied
Real Estate.....	\$ 268,285	\$ 260,670	\$ 4,346	\$ 4,040
Personal Property.....	831,505	607,010	13,470	9,409
Public Utility Property.....	89,454	77,959	1,449	1,209
Total.....	\$ 1,189,244	\$ 945,639	\$ 19,265	\$ 14,658
PURPOSES	1920 Levy on each \$100	1921 Levy on each \$100	1920 Taxes Levied	1921 Taxes Levied
State.....	10 cents	10 cents	\$ 1,189	\$ 946
State Virginia Debt.....	10	10	1,189	946
Total State.....	20 cents	20 cents	\$ 2,378	\$ 1,892
County, General.....	27 cents	30 cents	\$ 3,211	\$ 2,837
Main County Road.....	25	25	2,973	2,364
County Road and Bridge.....	10	10	1,189	1,189
District Road.....	30	15	3,568	1,418
Total County and District.....	92 cents	70 cents	\$ 10,941	\$ 6,619
Elementary Teachers.....	40 cents	40 cents	\$ 4,757	\$ 3,783
Elementary Maintenance Building.....	10	13	1,189	1,229
New Building.....		12		1,135
Total Schools.....	50 cents	65 cents	\$ 5,946	\$ 6,147
GRAND TOTAL.....	\$ 1.62	\$ 1.55	\$ 19,265	\$ 14,658

## PLEASANTS COUNTY—Table No. 4

## McKIM DISTRICT

CLASS OF PROPERTY	1920 Assessed Value	1921 Assessed Value	1920 Taxes Levied	1921 Taxes Levied
Real Estate.....	\$ 285,865	\$ 286,885	\$ 4,831	\$ 4,275
Personal Property.....	488,550	369,540	8,257	5,506
Public Utility Property.....	119,714	105,069	2,023	1,565
Total.....	\$ 894,129	\$ 761,494	\$ 15,111	\$ 11,346
PURPOSES	1920 Levy on each \$100	1921 Levy on each \$100	1920 Taxes Levied	1921 Taxes Levied
State.....	10 cents	10 cents	\$ 894	\$ 761
State Virginia Debt.....	10	10	894	761
Total State.....	20 cents	20 cents	\$ 1,788	\$ 1,522
County, General.....	27 cents	30 cents	\$ 2,414	\$ 2,285
Main County Road.....	25	25	2,235	1,904
County Road and Bridge.....	10	10	894	894
District Road.....	30	15	2,683	1,142
Total County and District.....	92 cents	70 cents	\$ 8,226	\$ 5,331
High School Teachers.....	cents	1 cent		\$ 76
Elementary Teachers.....	40	40	3,577	3,046
Elementary Maintenance Building.....	10	15	894	1,142
New Building.....	7	3	626	229
Total Schools.....	57 cents	59 cents	\$ 5,097	\$ 4,493
GRAND TOTAL.....	\$ 1.69	\$ 1.49	\$ 15,111	\$ 11,346

**PLEASANTS COUNTY—Table No. 5  
UNION DISTRICT**

CLASS OF PROPERTY	1920 Assessed Value	1921 Assessed Value	1920 Taxes Levied	1921 Taxes Levied
Real Estate.....	\$ 497,805	\$ 494,260	\$ 8,114	\$ 7,661
Personal Property.....	820,965	650,015	13,382	10,075
Public Utility Property.....	431,639	432,330	7,036	6,701
<b>Total.....</b>	<b>\$ 1,750,409</b>	<b>\$ 1,576,605</b>	<b>\$ 28,532</b>	<b>\$ 24,437</b>
PURPOSES	1920 Levy on each \$100	1921 Levy on each \$100	1920 Taxes Levied	1921 Taxes Levied
State.....	10 cents	10 cents	\$ 1,750	\$ 1,577
State Virginia Debt.....	10	10	1,751	1,577
<b>Total State.....</b>	<b>20 cents</b>	<b>20 cents</b>	<b>\$ 3,501</b>	<b>\$ 3,154</b>
County, General.....	27 cents	30 cents	\$ 4,726	\$ 4,730
Main County Road.....	25	25	4,376	3,941
County Road and Bridge.....	10	.....	1,751	.....
District Road.....	30	15	5,251	2,365
<b>Total County and District.....</b>	<b>92 cents</b>	<b>70 cents</b>	<b>\$ 16,104</b>	<b>\$ 11,036</b>
High School Teachers.....	..... cents	2 cents	.....	\$ 315
Elementary Teachers.....	40	40	7,002	6,306
Elementary Maintenance Building.....	10	14	1,750	2,207
New Building.....	1	9	175	1,419
<b>Total Schools.....</b>	<b>51 cents</b>	<b>65 cents</b>	<b>\$ 8,927</b>	<b>\$ 10,247</b>
<b>GRAND TOTAL.....</b>	<b>\$ 1.63</b>	<b>\$ 1.55</b>	<b>\$ 28,532</b>	<b>\$ 24,437</b>

**PLEASANTS COUNTY—Table No. 6**

**WASHINGTON DISTRICT—(Outside of St. Marys Municipality)**

CLASS OF PROPERTY	1920 Assessed Value	1921 Assessed Value	1920 Taxes Levied	1921 Taxes Levied
Real Estate.....	\$ 660,465	\$ 292,445	\$ 16,644	\$ 6,872
Personal Property.....	1,039,340	603,075	26,191	14,172
Public Utility Property.....	395,223	365,209	9,960	8,583
<b>Total.....</b>	<b>\$ 2,095,028</b>	<b>\$ 1,260,729</b>	<b>\$ 52,795</b>	<b>\$ 29,627</b>
PURPOSES	1920 Levy on each \$100	1921 Levy on each \$100	1920 Taxes Levied	1921 Taxes Levied
State.....	10 cents	10 cents	\$ 2,095	\$ 1,261
State Virginia Debt.....	10	10	2,095	1,261
<b>Total State.....</b>	<b>20 cents</b>	<b>20 cents</b>	<b>\$ 4,190</b>	<b>\$ 2,522</b>
County, General.....	27 cents	30 cents	\$ 5,656	\$ 3,782
Main County Road.....	25	25	5,238	3,152
County Road and Bridge.....	10	.....	2,095	.....
District Road.....	30	15	6,285	1,891
District Road Bonds.....	15	15	3,143	1,891
<b>Total County and District.....</b>	<b>\$ 1.07</b>	<b>85 cents</b>	<b>\$ 22,417</b>	<b>\$ 10,716</b>
High School Teachers.....	16 cents	35 cents	\$ 3,352	\$ 4,412
High School Maintenance Building.....	4	10	838	1,261
Elementary Teachers.....	45	40	9,427	5,043
Elementary Maintenance Building.....	10	13	2,095	1,639
New Building.....	20	18	4,190	2,269
School Bonds.....	15	14	3,143	1,765
High School Grounds.....	15	.....	3,143	.....
<b>Total Schools.....</b>	<b>\$ 1.25</b>	<b>\$ 1.30</b>	<b>\$ 26,188</b>	<b>\$ 16,389</b>
<b>GRAND TOTAL.....</b>	<b>\$ 2.52</b>	<b>\$ 2.35</b>	<b>\$ 52,795</b>	<b>\$ 29,627</b>

Washington District complete includes Tables 6 and 7.

**PLEASANTS COUNTY—Table No. 7**  
**ST. MARYS MUNICIPALITY, WASHINGTON DISTRICT**

CLASS OF PROPERTY	1920 Assessed Value	1921 Assessed Value	1920 Taxes Levied	1921 Taxes Levied
Real Estate.....	\$ 705,130	\$ 1,198,910	\$ 19,180	\$ 31,771
Personal Property.....	736,760	1,097,630	20,040	29,087
Public Utility Property.....	108,034	171,509	2,938	4,545
<b>Total.....</b>	<b>\$ 1,549,924</b>	<b>\$ 2,468,049</b>	<b>\$ 42,158</b>	<b>\$ 65,403</b>
PURPOSES	1920 Levy on each \$100	1921 Levy on each \$100	1920 Taxes Levied	1921 Taxes Levied
State.....	10 cents	10 cents	\$ 1,550	\$ 2,468
State Virginia Debt.....	10	10	1,550	2,468
<b>Total State.....</b>	<b>20 cents</b>	<b>20 cents</b>	<b>\$ 3,100</b>	<b>\$ 4,936</b>
County, General.....	27 cents	30 cents	\$ 4,185	\$ 7,404
Main County Road.....	25	25	3,875	6,170
County Road and Bridge.....	10	.....	1,550	.....
District Road Bonds.....	15	15	2,325	3,702
<b>Total County and District.....</b>	<b>77 cents</b>	<b>70 cents</b>	<b>\$ 11,935</b>	<b>\$ 17,276</b>
High School Teachers.....	16 cents	35 cents	\$ 2,480	\$ 8,638
High School Maintenance Buildin....	4	10	620	2,468
Elementary Teachers.....	45	40	6,975	9,872
Elementary Maintenance Building....	10	13	1,550	3,209
New Building.....	20	18	3,100	4,443
School Bonds.....	15	14	2,325	3,455
High School Grounds.....	15	.....	2,324	.....
<b>Total Schools.....</b>	<b>\$ 1.25</b>	<b>\$ 1.30</b>	<b>\$ 19,374</b>	<b>\$ 32,085</b>
Municipal General.....	35 cents	35 cents	\$ 5,425	\$ 8,638
Municipal Bonds.....	15	10	2,324	2,468
<b>Total Municipal.....</b>	<b>50 cents</b>	<b>45 cents</b>	<b>\$ 7,749</b>	<b>\$ 11,106</b>
<b>GRAND TOTAL.....</b>	<b>\$ 2.72</b>	<b>\$ 2.65</b>	<b>\$ 42,158</b>	<b>\$ 65,403</b>

**RECAPITULATION OF PLEASANTS COUNTY  
ASSESSED VALUE**

Class of Property	1920			1921		
	Districts	Municipalities	Total	Districts	Municipalities	Total
Real Estate.....	\$ 2,458,595	\$ 705,130	\$ 3,163,725	\$ 2,086,085	\$ 1,198,910	\$ 3,284,995
Personal Property.....	3,910,165	736,760	4,646,925	2,945,460	1,097,630	4,043,090
Public Utility Property.....	2,278,263	108,034	2,386,297	2,253,123	171,509	2,424,632
<b>Total.....</b>	<b>\$ 8,647,023</b>	<b>\$ 1,549,924</b>	<b>\$ 10,196,947</b>	<b>\$ 7,284,668</b>	<b>\$ 2,468,049</b>	<b>\$ 9,752,717</b>

**TAXES LEVIED**

Purposes	1920			1921		
	Districts	Municipalities	Total	Districts	Municipalities	Total
State.....	\$ 8,646	\$ 1,550	\$ 10,196	\$ 7,286	\$ 2,468	\$ 9,754
State Virginia Debt.....	8,648	1,550	10,198	7,286	2,468	9,754
<b>Total State.....</b>	<b>\$ 17,294</b>	<b>\$ 3,100</b>	<b>\$ 20,394</b>	<b>\$ 14,572</b>	<b>\$ 4,936</b>	<b>\$ 19,508</b>
County, General.....	\$ 23,346	\$ 4,185	\$ 27,531	\$ 21,855	\$ 7,404	\$ 29,259
Main County Road.....	21,618	3,875	25,493	18,211	6,170	24,381
County Road and Bridge.....	8,647	1,550	10,197			
District Road.....	25,942		25,942	10,926		10,926
District Road Bonds.....	3,143	2,325	5,468	1,891	3,702	5,593
<b>Total County and District.....</b>	<b>\$ 82,696</b>	<b>\$ 11,935</b>	<b>\$ 94,631</b>	<b>\$ 52,883</b>	<b>\$ 17,276</b>	<b>\$ 70,159</b>
High School Teachers.....	\$ 3,352	\$ 2,480	\$ 5,832	\$ 4,803	\$ 8,638	\$ 13,441
High School Maint. Bldg.....	838	620	1,458	1,261	2,468	3,729
Elementary Teachers.....	35,636	6,975	42,611	29,139	9,872	39,011
Elementary Maint. Bldg.....	8,646	1,550	10,196	9,110	3,209	12,319
New Building.....	4,991	3,100	8,091	5,996	4,443	10,439
School Bonds.....	3,143	2,325	5,468	1,765	3,455	5,220
High School Grounds.....	3,143	2,324	5,467			
<b>Total Schools.....</b>	<b>\$ 59,749</b>	<b>\$ 19,374</b>	<b>\$ 79,123</b>	<b>\$ 52,074</b>	<b>\$ 32,085</b>	<b>\$ 84,159</b>
Municipal General.....	\$ .....	\$ 5,425	\$ 5,425	\$ .....	\$ 8,638	\$ 8,638
Municipal Bonds.....		2,324	2,324		2,468	2,468
<b>Total Municipal.....</b>	<b>\$ .....</b>	<b>\$ 7,749</b>	<b>\$ 7,749</b>	<b>\$ .....</b>	<b>\$ 11,106</b>	<b>\$ 11,106</b>
<b>GRAND TOTAL.....</b>	<b>\$ 159,739</b>	<b>\$ 42,158</b>	<b>\$ 201,897</b>	<b>\$ 119,529</b>	<b>\$ 65,403</b>	<b>\$ 184,932</b>
Total Average Rate of Levy on Each \$100.....	\$ 1.847	\$ 2.72	\$ 1.98	\$ 1.641	\$ 2.65	\$ 1.896
For All Purposes						
On Real Estate.....	\$ 46,023	\$ 19,180	\$ 65,203	\$ 33,669	\$ 31,771	\$ 65,440
On Personal Property.....	73,123	20,040	93,163	49,548	29,087	78,635
On Public Utility Property.....	40,593	2,938	43,531	36,312	4,545	40,857
<b>Total.....</b>	<b>\$ 159,739</b>	<b>\$ 42,158</b>	<b>\$ 201,897</b>	<b>\$ 119,529</b>	<b>\$ 65,403</b>	<b>\$ 184,932</b>

**POCAHONTAS COUNTY—Table No. 1**  
**EDRAY DISTRICT—(Outside of Marlinton Municipality)**

CLASS OF PROPERTY	1920	1921	1920	1921
	Assessed Value	Assessed Value	Taxes Levied	Taxes Levied
Real Estate.....	\$ 2,003,718	\$ 2,008,975	\$ 39,073	\$ 33,952
Personal Property.....	773,355	715,315	15,080	12,089
Public Utility Property.....	608,936	609,982	11,874	10,308
<b>Total.....</b>	<b>\$ 3,386,009</b>	<b>\$ 3,334,272</b>	<b>\$ 66,027</b>	<b>\$ 56,349</b>
PURPOSES	1920	1921	1920	1921
	Levy on each \$100	Levy on each \$100	Taxes Levied	Taxes Levied
State.....	10 cents	10 cents	\$ 3,386	\$ 3,334
State Virginia Debt.....	10	10	3,386	3,334
<b>Total State.....</b>	<b>20 cents</b>	<b>20 cents</b>	<b>\$ 6,772</b>	<b>\$ 6,668</b>
County, General.....	30 cents	30 cents	\$ 10,158	\$ 10,008
Main County Road.....	25	15	8,465	5,001
County Road and Bridge.....	10		3,386	
District Road.....	15	15	5,079	5,002
<b>Total County and District.....</b>	<b>80 cents</b>	<b>60 cents</b>	<b>\$ 27,088</b>	<b>\$ 20,006</b>
High School Teachers.....	18 cents	22 cents	\$ 6,095	\$ 7,335
High School Maintenance Building.....	16	6	5,418	2,001
Elementary Teachers.....	40	40	13,544	13,337
Elementary Maintenance Building.....	10	12	3,386	4,001
New Building.....	11	9	3,724	3,001
<b>Total Schools.....</b>	<b>95 cents</b>	<b>89 cents</b>	<b>\$ 32,167</b>	<b>\$ 29,675</b>
<b>GRAND TOTAL.....</b>	<b>\$ 1.95</b>	<b>\$ 1.69</b>	<b>\$ 66,027</b>	<b>\$ 56,349</b>

Edray District complete includes Tables 1 and 8.

**POCAHONTAS COUNTY—Table No. 2**  
**GREENBANK DISTRICT—(Outside of Durbin and Cass Municipalities)**

CLASS OF PROPERTY	1920	1921	1920	1921
	Assessed Value	Assessed Value	Taxes Levied	Taxes Levied
Real Estate.....	\$ 1,632,256	\$ 1,715,835	\$ 37,134	\$ 38,949
Personal Property.....	1,646,765	1,403,885	37,464	31,868
Public Utility Property.....	944,844	909,112	21,495	20,637
<b>Total.....</b>	<b>\$ 4,223,865</b>	<b>\$ 4,028,832</b>	<b>\$ 96,093</b>	<b>\$ 91,454</b>
PURPOSES	1920	1921	1920	1921
	Levy on each \$100	Levy on each \$100	Taxes Levied	Taxes Levied
State.....	10 cents	10 cents	\$ 4,224	\$ 4,029
State Virginia Debt.....	10	10	4,224	4,029
<b>Total State.....</b>	<b>20 cents</b>	<b>20 cents</b>	<b>\$ 8,448</b>	<b>\$ 8,058</b>
County, General.....	30 cents	30 cents	\$ 12,672	\$ 12,086
Main County Road.....	25	15	10,560	6,043
County Road and Bridge.....	10		4,223	
District Road.....	15	15	6,336	6,043
District Road Bonds.....	37½	20	15,839	8,058
<b>Total County and District.....</b>	<b>\$ 1.17½</b>	<b>80 cents</b>	<b>\$ 49,630</b>	<b>\$ 32,230</b>
High School Teachers.....	12 cents	20 cents	\$ 5,069	\$ 8,058
High School Maintenance Building.....	8	12	3,379	4,835
Elementary Teachers.....	40	40	16,895	16,115
Elementary Maintenance Building.....	10	15	4,224	6,043
New Building.....	20	40	8,448	16,115
<b>Total Schools.....</b>	<b>90 cents</b>	<b>\$ 1.27</b>	<b>\$ 38,015</b>	<b>\$ 51,166</b>
<b>GRAND TOTAL.....</b>	<b>\$ 2.27½</b>	<b>\$ 2.27</b>	<b>\$ 96,093</b>	<b>\$ 91,454</b>

Greenbank District complete includes Tables 2, 5 and 6.

**POCAHONTAS COUNTY—Table No. 3**  
**HUNTERSVILLE DISTRICT**

CLASS OF PROPERTY	1920 Assessed Value	1921 Assessed Value	1920 Taxes Levied	1921 Taxes Levied
Real Estate.....	\$ 953,690	\$ 981,170	\$ 16,022	\$ 13,834
Personal Property.....	451,885	441,950	7,592	6,232
Public Utility Property.....	299,864	297,004	5,037	4,188
<b>Total.....</b>	<b>\$ 1,705,439</b>	<b>\$ 1,720,124</b>	<b>\$ 28,651</b>	<b>\$ 24,254</b>
PURPOSES	1920 Levy on each \$100	1921 Levy on each \$100	1920 Taxes Levied	1921 Taxes Levied
State.....	10 cents	10 cents	\$ 1,705	\$ 1,720
State Virginia Debt.....	10	10	1,706	1,720
<b>Total State.....</b>	<b>20 cents</b>	<b>20 cents</b>	<b>\$ 3,411</b>	<b>\$ 3,440</b>
County, General.....	30 cents	30 cents	\$ 5,116	\$ 5,161
Main County Road.....	25	15	4,264	2,580
County Road and Bridge.....	10	.....	1,705	.....
District Road.....	15	15	2,558	2,580
<b>Total County and District.....</b>	<b>80 cents</b>	<b>60 cents</b>	<b>\$ 13,643</b>	<b>\$ 10,321</b>
High School Teachers.....	10 cents	5 cents	\$ 1,705	\$ 860
Elementary Teachers.....	40	40	6,822	6,881
Elementary Maintenance Building.....	10	11	1,706	1,892
New Building.....	8	5	1,364	860
<b>Total Schools.....</b>	<b>68 cents</b>	<b>61 cents</b>	<b>\$ 11,597</b>	<b>\$ 10,493</b>
<b>GRAND TOTAL.....</b>	<b>\$ 1.68</b>	<b>\$ 1.41</b>	<b>\$ 28,651</b>	<b>\$ 24,254</b>

**POCAHONTAS COUNTY—Table No. 4**

**LITTLE LEVELS DISTRICT—(Outside of Hillsboro Municipality)**

CLASS OF PROPERTY	1920 Assessed Value	1921 Assessed Value	1920 Taxes Levied	1921 Taxes Levied
Real Estate.....	\$ 1,391,842	\$ 1,397,200	\$ 31,177	\$ 29,481
Personal Property.....	844,545	784,020	18,918	16,543
Public Utility Property.....	296,054	292,542	6,632	6,172
<b>Total.....</b>	<b>\$ 2,532,441</b>	<b>\$ 2,473,762</b>	<b>\$ 56,727</b>	<b>\$ 52,196</b>
PURPOSES	1920 Levy on each \$100	1921 Levy on each \$100	1920 Taxes Levied	1921 Taxes Levied
State.....	10 cents	10 cents	\$ 2,532	\$ 2,474
State Virginia Debt.....	10	10	2,533	2,474
<b>Total State.....</b>	<b>20 cents</b>	<b>20 cents</b>	<b>\$ 5,065</b>	<b>\$ 4,948</b>
County, General.....	30 cents	30 cents	\$ 7,597	\$ 7,421
Main County Road.....	25	15	6,331	3,710
County Road and Bridge.....	10	.....	2,533	.....
District Road.....	15	15	3,799	3,711
<b>Total County and District.....</b>	<b>80 cents</b>	<b>60 cents</b>	<b>\$ 20,260</b>	<b>\$ 14,842</b>
High School Teachers.....	45 cents	27 cents	\$ 11,396	\$ 6,679
High School Maintenance Building.....	21	6	5,318	1,484
Elementary Teachers.....	40	*43	10,130	10,637
Elementary Maintenance Building.....	10	15	2,532	3,711
New Building.....	8	40	2,026	9,895
<b>Total Schools.....</b>	<b>\$ 1.24</b>	<b>\$ 1.31</b>	<b>\$ 31,402</b>	<b>\$ 32,406</b>
<b>GRAND TOTAL.....</b>	<b>\$ 2.24</b>	<b>\$ 2.11</b>	<b>\$ 56,727</b>	<b>\$ 52,196</b>

\* Levy of 3 cents included for extension of grades under Chap. 82, Acts, 1919.  
Little Levels District complete includes Tables 4 and 7.

POCAHONTAS COUNTY—Table No. 5  
CASS MUNICIPALITY, GREENBANK DISTRICT

CLASS OF PROPERTY	1920		1921	
	Assessed Value	Assessed Value	Taxes Levied	Taxes Levied
Real Estate.....	\$ 190,450	\$ 193,850	\$ 4,618	\$ 4,788
Personal Property.....	270,630	217,390	6,563	5,369
Public Utility Property.....	20,872	20,675	506	511
<b>Total.....</b>	<b>\$ 481,952</b>	<b>\$ 431,915</b>	<b>\$ 11,687</b>	<b>\$ 10,668</b>
PURPOSES	1920		1921	
	Levy on each \$100	Levy on each \$100	Taxes Levied	Taxes Levied
State.....	10 cents	10 cents	\$ 482	\$ 432
State Virginia Debt.....	10	10	482	432
<b>Total State.....</b>	<b>20 cents</b>	<b>20 cents</b>	<b>\$ 964</b>	<b>\$ 864</b>
County, General.....	30 cents	30 cents	\$ 1,446	\$ 1,295
Main County Road.....	25	15	1,205	648
County Road and Bridge.....	10		482	
District Road Bonds.....	37½	20	1,807	864
<b>Total County and District.....</b>	<b>\$ 1.02½</b>	<b>65 cents</b>	<b>\$ 4,940</b>	<b>\$ 2,807</b>
High School Teachers.....	12 cents	20 cents	\$ 578	\$ 864
High School Maintenance Building.....	8	12	386	518
Elementary Teachers.....	40	40	1,928	1,728
Elementary Maintenance Building.....	10	15	482	648
New Building.....	20	40	963	1,727
Sub-District Extension.....		5		216
<b>Total Schools.....</b>	<b>90 cents</b>	<b>\$ 1.32</b>	<b>\$ 4,337</b>	<b>\$ 5,701</b>
Municipal General.....	30 cents	30 cents	\$ 1,446	\$ 1,296
<b>Total Municipal.....</b>	<b>30 cents</b>	<b>30 cents</b>	<b>\$ 1,446</b>	<b>\$ 1,296</b>
<b>GRAND TOTAL.....</b>	<b>\$ 2.42½</b>	<b>\$ 2.47</b>	<b>\$ 11,687</b>	<b>\$ 10,668</b>

POCAHONTAS COUNTY—Table No. 6  
DURBIN MUNICIPALITY, GREENBANK DISTRICT

CLASS OF PROPERTY	1920		1921	
	Assessed Value	Assessed Value	Taxes Levied	Taxes Levied
Real Estate.....	\$ 129,905	\$ 122,530	\$ 3,085	\$ 2,904
Personal Property.....	188,520	173,410	4,477	4,110
Public Utility Property.....	53,716	51,008	1,276	1,208
<b>Total.....</b>	<b>\$ 372,141</b>	<b>\$ 346,948</b>	<b>\$ 8,838</b>	<b>\$ 8,222</b>
PURPOSES	1920		1921	
	Levy on each \$100	Levy on each \$100	Taxes Levied	Taxes Levied
State.....	10 cents	10 cents	\$ 372	\$ 347
State Virginia Debt.....	10	10	372	347
<b>Total State.....</b>	<b>20 cents</b>	<b>20 cents</b>	<b>\$ 744</b>	<b>\$ 694</b>
County, General.....	30 cents	30 cents	\$ 1,116	\$ 1,041
Main County Road.....	25	15	930	520
County Road and Bridge.....	10		372	
District Road Bonds.....	37½	20	1,396	694
<b>Total County and District.....</b>	<b>\$ 1.02½</b>	<b>65 cents</b>	<b>\$ 3,814</b>	<b>\$ 2,255</b>
High School Teachers.....	12 cents	20 cents	\$ 447	\$ 694
High School Maintenance Building.....	8	12	298	416
Elementary Teachers.....	40	40	1,489	1,388
Elementary Maintenance Building.....	10	15	372	520
New Building.....	20	40	744	1,388
<b>Total Schools.....</b>	<b>90 cents</b>	<b>\$ 1.27</b>	<b>\$ 3,350</b>	<b>\$ 4,406</b>
Municipal General.....	25 cents	25 cents	\$ 930	\$ 867
<b>Total Municipal.....</b>	<b>25 cents</b>	<b>25 cents</b>	<b>\$ 930</b>	<b>\$ 867</b>
<b>GRAND TOTAL.....</b>	<b>\$ 2.37½</b>	<b>\$ 2.37</b>	<b>\$ 8,838</b>	<b>\$ 8,222</b>



POCAHONTAS COUNTY—Table No. 7  
HILLSBORO MUNICIPALITY, LITTLE LEVELS DISTRICT

CLASS OF PROPERTY	1920 Assessed Value	1921 Assessed Value	1920 Taxes Levied	1921 Taxes Levied
Real Estate.....	\$ 93,620	\$ 107,575	\$ 2,284	\$ 2,485
Personal Property.....	113,966	121,425	2,781	2,805
Public Utility Property.....	250	250	6	5
Total.....	\$ 207,836	\$ 229,250	\$ 5,071	\$ 5,295
PURPOSES	1920 Levy on each \$100	1921 Levy on each \$100	1920 Taxes Levied	1921 Taxes Levied
State.....	10 cents	10 cents	\$ 208	\$ 229
State Virginia Debt.....	10	10	208	229
Total State.....	20 cents	20 cents	\$ 416	\$ 458
County, General.....	30 cents	30 cents	\$ 623	\$ 688
Main County Road.....	25	15	520	344
County Road and Bridge.....	10		208	
Total County and District.....	65 cents	45 cents	\$ 1,351	\$ 1,032
High School Teachers.....	45 cents	27 cents	\$ 935	\$ 619
High School Maintenance Building.....	21	6	437	137
Elementary Teachers.....	40	*43	831	986
Elementary Maintenance Building.....	10	15	208	344
New Building.....	8	40	166	917
Total Schools.....	\$ 1.24	\$ 1.31	\$ 2,577	\$ 3,003
Municipal General.....	11 cents	6 cents	\$ 229	\$ 137
Municipal Bonds.....	24	29	498	665
Total Municipal.....	35 cents	35 cents	\$ 727	\$ 802
GRAND TOTAL.....	\$ 2.44	\$ 2.31	\$ 5,071	\$ 5,295

\* Levy of 3 cents included for extension of grades under Chap. 82, Acts, 1919.

POCAHONTAS COUNTY—Table No. 8  
MARLINTON MUNICIPALITY, EDRAV DISTRICT

CLASS OF PROPERTY	1920 Assessed Value	1921 Assessed Value	1920 Taxes Levied	1921 Taxes Levied
Real Estate.....	\$ 671,230	\$ 684,135	\$ 17,184	\$ 15,325
Personal Property.....	1,006,145	961,335	25,757	21,534
Public Utility Property.....	72,101	70,972	1,846	1,589
Total.....	\$ 1,749,476	\$ 1,716,442	\$ 44,787	\$ 38,448
PURPOSES	1920 Levy on each \$100	1921 Levy on each \$100	1920 Taxes Levied	1921 Taxes Levied
State.....	10 cents	10 cents	\$ 1,749	\$ 1,716
State Virginia Debt.....	10	10	1,750	1,716
Total State.....	20 cents	20 cents	\$ 3,499	\$ 3,432
County, General.....	30 cents	30 cents	\$ 5,248	\$ 5,149
Main County Road.....	25	15	4,374	2,575
County Road and Bridge.....	10		1,750	
Total County and District.....	65 cents	45 cents	\$ 11,372	\$ 7,724
High School Teachers.....	18 cents	22 cents	\$ 3,149	\$ 3,776
High School Maintenance Building.....	16	6	2,799	1,030
Elementary Teachers.....	40	40	6,998	6,866
Elementary Maintenance Building.....	10	12	1,750	2,060
New Building.....	11	9	1,924	1,545
Sub-District Extension.....	6		1,050	
Total Schools.....	\$ 1.01	89 cents	\$ 17,670	\$ 15,277
Municipal General.....	50 cents	50 cents	\$ 8,747	\$ 8,582
Municipal Bonds.....	20	20	3,499	3,433
Total Municipal.....	70 cents	70 cents	\$ 12,246	\$ 12,015
GRAND TOTAL.....	\$ 2.56	\$ 2.24	\$ 44,787	\$ 38,448

**RECAPITULATION OF POCAHONTAS COUNTY  
ASSESSED VALUE**

Class of Property	1920			1921		
	Districts	Municipalities	Total	Districts	Municipalities	Total
Real Estate .....	\$ 5,981,506	\$ 1,085,205	\$ 7,066,711	\$ 6,103,180	\$ 1,108,090	\$ 7,211,270
Personal Property .....	3,716,550	1,579,261	5,295,811	3,345,170	1,473,560	4,818,730
Public Utility Property .....	2,149,698	146,939	2,296,637	2,108,640	142,905	2,251,545
<b>Total .....</b>	<b>\$ 11,847,754</b>	<b>\$ 2,811,405</b>	<b>\$ 14,659,159</b>	<b>\$ 11,556,990</b>	<b>\$ 2,724,555</b>	<b>\$ 14,281,545</b>

**TAXES LEVIED**

Purposes	1920			1921		
	Districts	Municipalities	Total	Districts	Municipalities	Total
State .....	\$ 11,847	\$ 2,811	\$ 14,658	\$ 11,557	\$ 2,724	\$ 14,281
State Virginia Debt .....	11,849	2,812	14,661	11,557	2,724	14,281
<b>Total State .....</b>	<b>\$ 23,696</b>	<b>\$ 5,623</b>	<b>\$ 29,319</b>	<b>\$ 23,114</b>	<b>\$ 5,448</b>	<b>\$ 28,562</b>
County, General .....	\$ 35,543	\$ 8,433	\$ 43,976	\$ 34,671	\$ 8,173	\$ 42,844
Main County Road .....	29,620	7,029	36,649	17,334	4,087	21,421
County Road and Bridge .....	11,847	2,812	14,659	.....	.....	.....
District Road .....	17,772	.....	17,772	17,336	.....	17,336
District Road Bonds .....	15,839	3,203	19,042	8,058	1,558	9,616
<b>Total County and District .....</b>	<b>\$ 110,621</b>	<b>\$ 21,477</b>	<b>\$ 132,098</b>	<b>\$ 77,399</b>	<b>\$ 13,818</b>	<b>\$ 91,217</b>
High School Teachers .....	\$ 24,265	\$ 5,109	\$ 29,374	\$ 22,932	\$ 5,953	\$ 28,885
High School Maint. Bldg. ....	14,115	3,920	18,035	8,320	2,101	10,421
Elementary Teachers .....	47,391	11,246	58,637	46,970	10,968	57,938
Elementary Maint. Bldg. ....	11,848	2,812	14,660	15,647	3,572	19,219
New Building .....	15,562	3,797	19,359	29,871	5,577	35,448
Sub-District Extension .....	.....	1,050	1,050	.....	216	216
<b>Total Schools .....</b>	<b>\$ 113,181</b>	<b>\$ 27,934</b>	<b>\$ 141,115</b>	<b>\$ 123,740</b>	<b>\$ 28,387</b>	<b>\$ 152,127</b>
Municipal General .....	\$ .....	\$ 11,352	\$ 11,352	\$ .....	\$ 10,882	\$ 10,882
Municipal Bonds .....	.....	3,997	3,997	.....	4,098	4,098
<b>Total Municipal .....</b>	<b>\$ .....</b>	<b>\$ 15,349</b>	<b>\$ 15,349</b>	<b>\$ .....</b>	<b>\$ 14,980</b>	<b>\$ 14,980</b>
<b>GRAND TOTAL .....</b>	<b>\$ 247,498</b>	<b>\$ 70,383</b>	<b>\$ 317,881</b>	<b>\$ 224,253</b>	<b>\$ 62,633</b>	<b>\$ 286,886</b>
Total Average Rate of Levy on Each \$100 .....	\$ 2 089	\$ 2 503	\$ 2 168	\$ 1 94	\$ 2 299	\$ 2 009
For All Purposes .....	.....	.....	.....	.....	.....	.....
On Real Estate .....	\$ 123,406	\$ 27,171	\$ 150,577	\$ 116,216	\$ 25,502	\$ 141,718
On Personal Property .....	79,054	39,578	118,632	66,732	33,818	100,550
On Public Utility Property .....	45,038	3,634	48,672	41,305	3,313	44,618
<b>Total .....</b>	<b>\$ 247,498</b>	<b>\$ 70,383</b>	<b>\$ 317,881</b>	<b>\$ 224,253</b>	<b>\$ 62,633</b>	<b>\$ 286,886</b>

**PRESTON COUNTY—Table No. 1**  
**GRANT DISTRICT—(Outside of Bruceton and Brandonville Municipalities)**

CLASS OF PROPERTY	1920 Assessed Value	1921 Assessed Value	1920 Taxes Levied	1921 Taxes Levied
Real Estate .....	\$ 1,418,940	\$ 1,766,740	\$ 24,122	\$ 33,568
Personal Property .....	473,950	460,710	8,057	8,753
Public Utility Property .....	84,556	83,815	1,438	1,593
<b>Total .....</b>	<b>\$ 1,977,446</b>	<b>\$ 2,311,265</b>	<b>\$ 33,617</b>	<b>\$ 43,914</b>
PURPOSES	1920 Levy on each \$100	1921 Levy on each \$100	1920 Taxes Levied	1921 Taxes Levied
State .....	10 cents	10 cents	\$ 1,977	\$ 2,311
State Virginia Debt .....	10	10	1,978	2,311
<b>Total State .....</b>	<b>20 cents</b>	<b>20 cents</b>	<b>\$ 3,955</b>	<b>\$ 4,622</b>
County, General .....	20 cents	20 cents	\$ 3,955	\$ 4,623
Main County Road .....	25	25	4,944	5,778
County Road and Bridge .....	10	10	1,977	2,311
District Road .....	25	25	4,944	5,778
<b>Total County and District .....</b>	<b>80 cents</b>	<b>70 cents</b>	<b>\$ 15,820</b>	<b>\$ 16,179</b>
High School Teachers .....	13 cents	15 cents	\$ 2,571	\$ 3,467
High School Maintenance Building .....	7	7	1,384	1,384
Elementary Teachers .....	40	40	7,910	9,245
Elementary Maintenance Building .....	10	5	1,977	1,156
New Building .....	10	40	1,977	9,245
<b>Total Schools .....</b>	<b>70 cents</b>	<b>\$ 1.00</b>	<b>\$ 13,842</b>	<b>\$ 23,113</b>
<b>GRAND TOTAL .....</b>	<b>\$ 1.70</b>	<b>\$ 1.90</b>	<b>\$ 33,617</b>	<b>\$ 43,914</b>

Grant District complete includes Tables 1, 10 and 11.

**PRESTON COUNTY—Table No. 2**  
**KINGWOOD DISTRICT--(Outside of Kingwood and Tunnelton Municipalities)**

CLASS OF PROPERTY	1920 Assessed Value	1921 Assessed Value	1920 Taxes Levied	1921 Taxes Levied
Real Estate .....	\$ 1,995,400	\$ 2,444,810	\$ 48,289	\$ 72,611
Personal Property .....	555,970	1,106,740	13,454	32,870
Public Utility Property .....	777,458	990,630	18,815	29,422
<b>Total .....</b>	<b>\$ 3,328,828</b>	<b>\$ 4,542,180</b>	<b>\$ 80,558</b>	<b>\$ 134,903</b>
PURPOSES	1920 Levy on each \$100	1921 Levy on each \$100	1920 Taxes Levied	1921 Taxes Levied
State .....	10 cents	10 cents	\$ 3,329	\$ 4,542
State Virginia Debt .....	10	10	3,329	4,542
<b>Total State .....</b>	<b>20 cents</b>	<b>20 cents</b>	<b>\$ 6,658</b>	<b>\$ 9,084</b>
County, General .....	20 cents	20 cents	\$ 6,658	\$ 9,084
Main County Road .....	25	25	8,322	11,355
County Road and Bridge .....	10	10	3,329	4,542
District Road .....	20	25	6,657	11,356
District Road Bonds .....	10	25	3,329	11,356
<b>Total County and District .....</b>	<b>85 cents</b>	<b>95 cents</b>	<b>\$ 28,295</b>	<b>\$ 43,151</b>
High School Teachers .....	23 cents	20 cents	\$ 7,656	\$ 9,085
High School Maintenance Building .....	14	15	4,661	6,813
Elementary Teachers .....	40	32	13,315	14,535
Elementary Maintenance Building .....	10	15	3,329	6,813
New Building .....	40	*1.00	13,315	45,422
School Bonds .....	10	10	3,329	3,329
<b>Total Schools .....</b>	<b>\$ 1.37</b>	<b>\$ 1.82</b>	<b>\$ 45,605</b>	<b>\$ 82,668</b>
<b>GRAND TOTAL .....</b>	<b>\$ 2.42</b>	<b>\$ 2.97</b>	<b>\$ 80,558</b>	<b>\$ 134,903</b>

\* Sixty cents of above levy authorized by Chap. 31, Acts, 1921.  
 Kingwood District complete includes Tables 2, 13 and 20.

**PRESTON COUNTY—Table No. 3**  
**LYON DISTRICT—(Outside of Newburg Municipality)**

CLASS OF PROPERTY	1920	1921	1920	1921
	Assessed Value	Assessed Value	Taxes Levied	Taxes Levied
Real Estate.....	\$ 1,347,740	\$ 1,679,520	\$ 28,303	\$ 35,102
Personal Property.....	580,780	456,330	12,196	9,537
Public Utility Property.....	896,710	896,391	18,831	18,735
<b>Total.....</b>	<b>\$ 2,825,230</b>	<b>\$ 3,032,241</b>	<b>\$ 59,330</b>	<b>\$ 63,374</b>
PURPOSES	1920	1921	1920	1921
	Levy on each \$100	Levy on each \$100	Taxes Levied	Taxes Levied
State.....	10 cents	10 cents	\$ 2,825	\$ 3,032
State Virginia Debt.....	10	10	2,825	3,032
<b>Total State.....</b>	<b>20 cents</b>	<b>20 cents</b>	<b>\$ 5,650</b>	<b>\$ 6,064</b>
County, General.....	20 cents	20 cents	\$ 5,651	\$ 6,064
Main County Road.....	25	25	7,063	7,581
County Road and Bridge.....	10		2,825	
District Road.....	25	25	7,063	7,581
<b>Total County and District.....</b>	<b>80 cents</b>	<b>70 cents</b>	<b>\$ 22,602</b>	<b>\$ 21,226</b>
High School Teachers.....	18 cents	18 cents	\$ 5,086	\$ 5,458
High School Maintenance Building.....	2	6	565	1,819
Elementary Teachers.....	40	40	11,301	12,129
Elementary Maintenance Building.....	10	15	2,825	4,549
New Building.....	40	40	11,301	12,129
<b>Total Schools.....</b>	<b>\$ 1.10</b>	<b>\$ 1.19</b>	<b>\$ 31,078</b>	<b>\$ 36,084</b>
<b>GRAND TOTAL.....</b>	<b>\$ 2.10</b>	<b>\$ 2.09</b>	<b>\$ 59,330</b>	<b>\$ 63,374</b>

Lyon District complete includes Tables 3 and 15.

**PRESTON COUNTY—Table No. 4**  
**PLEASANT DISTRICT**

CLASS OF PROPERTY	1920	1921	1920	1921
	Assessed Value	Assessed Value	Taxes Levied	Taxes Levied
Real Estate.....	\$ 1,255,590	\$ 1,538,780	\$ 17,955	\$ 22,312
Personal Property.....	579,580	588,910	8,288	8,539
Public Utility Property.....	2,972	3,370	42	49
<b>Total.....</b>	<b>\$ 1,838,142</b>	<b>\$ 2,131,060</b>	<b>\$ 26,285</b>	<b>\$ 30,900</b>
PURPOSES	1920	1921	1920	1921
	Levy on each \$100	Levy on each \$100	Taxes Levied	Taxes Levied
State.....	10 cents	10 cents	\$ 1,838	\$ 2,131
State Virginia Debt.....	10	10	1,838	2,131
<b>Total State.....</b>	<b>20 cents</b>	<b>20 cents</b>	<b>\$ 3,676</b>	<b>\$ 4,262</b>
County, General.....	20 cents	20 cents	\$ 3,676	\$ 4,262
Main County Road.....	25	25	4,596	5,328
County Road and Bridge.....	10		1,838	
District Road.....	25	25	4,595	5,327
<b>Total County and District.....</b>	<b>80 cents</b>	<b>70 cents</b>	<b>\$ 14,705</b>	<b>\$ 14,917</b>
High School Teachers.....	cents	2 cents	\$.....	\$ 426
Elementary Teachers.....	35	40	6,434	8,525
Elementary Maintenance Building.....	3	3	551	639
New Building.....	5	10	919	2,131
<b>Total Schools.....</b>	<b>43 cents</b>	<b>55 cents</b>	<b>\$ 7,904</b>	<b>\$ 11,721</b>
<b>GRAND TOTAL.....</b>	<b>\$ 1.43</b>	<b>\$ 1.45</b>	<b>\$ 26,285</b>	<b>\$ 30,900</b>

PRESTON COUNTY—Table No. 5

PORTLAND DISTRICT—(Outside of Terra Alta, Albright, Rowlesburg and Corinth Municipalities)

CLASS OF PROPERTY	1920 Assessed Value	1921 Assessed Value	1920 Taxes Levied	1921 Taxes Levied
Real Estate.....	\$ 1,639,030	\$ 1,953,290	\$ 35,075	\$ 43,949
Personal Property.....	904,290	886,000	19,352	19,935
Public Utility Property.....	1,483,530	1,589,966	31,748	35,774
Total.....	\$ 4,026,850	\$ 4,429,256	\$ 86,175	\$ 99,658
PURPOSES	1920 Levy on each \$100	1921 Levy on each \$100	1920 Taxes Levied	1921 Taxes Levied
State.....	10 cents	10 cents	\$ 4,027	\$ 4,429
State Virginia Debt.....	10	10	4,027	4,429
Total State.....	20 cents	20 cents	\$ 8,054	\$ 8,858
County, General.....	20 cents	20 cents	\$ 8,054	\$ 8,859
Main County Road.....	25	25	10,067	11,073
County Road and Bridge.....	10	.....	4,027	.....
District Road.....	25	25	10,067	11,073
District Road Bonds.....	10	30	4,027	13,288
Total County and District.....	90 cents	\$ 1.00	\$ 36,242	\$ 44,293
High School Teachers.....	18 cents	16 cents	\$ 7,248	\$ 7,087
Elementary Teachers.....	40	40	16,108	17,717
Elementary Maintenance Building.....	6	9	2,416	3,986
New Building.....	40	40	16,107	17,717
Total Schools.....	\$ 1.04	\$ 1.05	\$ 41,879	\$ 46,507
GRAND TOTAL.....	\$ 2.14	\$ 2.25	\$ 86,175	\$ 99,658

Portland District complete includes Tables 5, 9, 12, 17 and 19.

PRESTON COUNTY—Table No. 6

RENO DISTRICT—(Outside of Rowlesburg Municipality)

CLASS OF PROPERTY	1920 Assessed Value	1921 Assessed Value	1920 Taxes Levied	1921 Taxes Levied
Real Estate.....	\$ 1,971,240	\$ 2,489,070	\$ 39,425	\$ 38,581
Personal Property.....	400,795	616,630	8,016	9,558
Public Utility Property.....	390,882	414,849	7,818	6,430
Total.....	\$ 2,762,917	\$ 3,520,509	\$ 55,259	\$ 54,569
PURPOSES	1920 Levy on each \$100	1921 Levy on each \$100	1920 Taxes Levied	1921 Taxes Levied
State.....	10 cents	10 cents	\$ 2,763	\$ 3,521
State Virginia Debt.....	10	10	2,763	3,521
Total State.....	20 cents	20 cents	\$ 5,526	\$ 7,042
County, General.....	20 cents	20 cents	\$ 5,526	\$ 7,041
Main County Road.....	25	25	6,907	8,801
County Road and Bridge.....	10	.....	2,763	.....
District Road.....	30	25	8,289	8,802
Total County and District.....	85 cents	70 cents	\$ 23,485	\$ 24,644
High School Teachers.....	30 cents	8 cents	\$ 8,289	\$ 2,816
High School Maintenance Building.....	5	2	1,381	704
Elementary Teachers.....	40	40	11,052	14,082
Elementary Maintenance Building.....	10	12	2,763	4,225
New Building.....	10	3	2,763	1,056
Total Schools.....	95 cents	65 cents	\$ 26,248	\$ 22,883
GRAND TOTAL.....	\$ 2.00	\$ 1.55	\$ 55,259	\$ 54,569

Reno District complete includes Tables 6 and 18.

PRESTON COUNTY—Table No. 7

UNION DISTRICT

CLASS OF PROPERTY	1920 Assessed Value	1921 Assessed Value	1920 Taxes Levied	1921 Taxes Levied
Real Estate.....	\$ 957,050	\$ 1,101,920	\$ 15,313	\$ 18,182
Personal Property.....	772,925	709,670	12,367	11,710
Public Utility Property.....	498,713	503,295	7,979	8,304
<b>Total.....</b>	<b>\$ 2,228,688</b>	<b>\$ 2,314,885</b>	<b>\$ 35,659</b>	<b>\$ 38,196</b>

PURPOSES	1920 Levy on each \$100	1921 Levy on each \$100	1920 Taxes Levied	1921 Taxes Levied
State.....	10 cents	10 cents	\$ 2,229	\$ 2,315
State Virginia Debt.....	10	10	2,228	2,315
<b>Total State.....</b>	<b>20 cents</b>	<b>20 cents</b>	<b>\$ 4,457</b>	<b>\$ 4,630</b>
County, General.....	20 cents	20 cents	\$ 4,457	\$ 4,630
Main County Road.....	25	25	5,572	5,787
County Road and Bridge.....	10	10	2,229	2,315
District Road.....	15	25	3,343	5,787
<b>Total County and District.....</b>	<b>70 cents</b>	<b>70 cents</b>	<b>\$ 15,601</b>	<b>\$ 16,204</b>
High School Teachers.....	4 cents	7 cents	\$ 891	\$ 1,620
High School Maintenance Building.....	6	6	1,337	1,337
Elementary Teachers.....	40	40	8,915	9,260
Elementary Maintenance Building.....	10	8	2,229	1,852
New Building.....	10	20	2,229	4,630
<b>Total Schools.....</b>	<b>70 cents</b>	<b>75 cents</b>	<b>\$ 15,601</b>	<b>\$ 17,362</b>
<b>GRAND TOTAL.....</b>	<b>\$ 1.60</b>	<b>\$ 1.65</b>	<b>\$ 35,659</b>	<b>\$ 38,196</b>

PRESTON COUNTY—Table No. 8

VALLEY DISTRICT—(Outside of Masontown and Reedsville Municipalities)

CLASS OF PROPERTY	1920 Assessed Value	1921 Assessed Value	1920 Taxes Levied	1921 Taxes Levied
Real Estate.....	\$ 1,940,720	\$ 2,398,980	\$ 40,755	\$ 46,780
Personal Property.....	597,310	713,740	12,544	13,918
Public Utility Property.....	158,948	315,686	3,337	6,155
<b>Total.....</b>	<b>\$ 2,696,978</b>	<b>\$ 3,428,406</b>	<b>\$ 56,636</b>	<b>\$ 66,853</b>

PURPOSES	1920 Levy on each \$100	1921 Levy on each \$100	1920 Taxes Levied	1921 Taxes Levied
State.....	10 cents	10 cents	\$ 2,697	\$ 3,428
State Virginia Debt.....	10	10	2,697	3,428
<b>Total State.....</b>	<b>20 cents</b>	<b>20 cents</b>	<b>\$ 5,394</b>	<b>\$ 6,856</b>
County, General.....	20 cents	20 cents	\$ 5,394	\$ 6,857
Main County Road.....	25	25	6,742	8,571
County Road and Bridge.....	10	10	2,697	3,428
District Road.....	15	25	4,045	8,571
<b>Total County and District.....</b>	<b>70 cents</b>	<b>70 cents</b>	<b>\$ 18,878</b>	<b>\$ 23,999</b>
High School Teachers.....	20 cents	30 cents	\$ 5,394	\$ 10,285
High School Maintenance Building.....	20	5	5,394	1,714
Elementary Teachers.....	40	40	10,788	13,714
Elementary Maintenance Building.....	10	10	2,697	3,429
New Building.....	20	10	5,394	3,428
School Bonds.....	10	10	2,697	3,428
<b>Total Schools.....</b>	<b>\$ 1.20</b>	<b>\$ 1.05</b>	<b>\$ 32,364</b>	<b>\$ 35,998</b>
<b>GRAND TOTAL.....</b>	<b>\$ 2.10</b>	<b>\$ 1.95</b>	<b>\$ 56,636</b>	<b>\$ 66,853</b>

Valley District complete includes Tables 8, 14 and 16.

PRESTON COUNTY—Table No. 9  
ALBRIGHT MUNICIPALITY, PORTLAND DISTRICT

CLASS OF PROPERTY	1920 Assessed Value	1921 Assessed Value	1920 Taxes Levied	1921 Taxes Levied
Real Estate.....	\$ 86,170	\$ 102,340	\$ 1,887	\$ 2,558
Personal Property.....	77,970	97,070	1,708	2,427
Public Utility Property.....	3,319	2,982	72	74
<b>Total</b> .....	<b>\$ 167,459</b>	<b>\$ 202,392</b>	<b>\$ 3,667</b>	<b>\$ 5,059</b>
PURPOSES	1920 Levy on each \$100	1921 Levy on each \$100	1920 Taxes Levied	1921 Taxes Levied
State.....	10 cents	10 cents	\$ 167	\$ 202
State Virginia Debt.....	10	10	168	202
<b>Total State</b> .....	<b>20 cents</b>	<b>20 cents</b>	<b>\$ 335</b>	<b>\$ 404</b>
County, General.....	20 cents	20 cents	\$ 335	\$ 405
Main County Road.....	25	25	419	506
County Road and Bridge.....	10	.....	167	.....
District Road Bonds.....	10	30	167	607
<b>Total County and District</b> .....	<b>65 cents</b>	<b>75 cents</b>	<b>\$ 1,088</b>	<b>\$ 1,518</b>
High School Teachers.....	18 cents	16 cents	\$ 301	\$ 324
Elementary Teachers.....	40	40	670	810
Elementary Maintenance Building.....	6	9	101	182
New Building.....	40	40	670	809
Sub-District Extension.....	.....	20	.....	405
<b>Total Schools</b> .....	<b>\$ 1.04</b>	<b>\$ 1.25</b>	<b>\$ 1,742</b>	<b>\$ 2,530</b>
Municipal General.....	30 cents	30 cents	\$ 502	\$ 607
<b>Total Municipal</b> .....	<b>30 cents</b>	<b>30 cents</b>	<b>\$ 502</b>	<b>\$ 607</b>
<b>GRAND TOTAL</b> .....	<b>\$ 2.19</b>	<b>\$ 2.50</b>	<b>\$ 3,667</b>	<b>\$ 5,059</b>

PRESTON COUNTY—Table No. 10  
BRANDENVILLE MUNICIPALITY, GRANT DISTRICT

CLASS OF PROPERTY	1920 Assessed Value	1921 Assessed Value	1920 Taxes Levied	1921 Taxes Levied
Real Estate.....	\$ 21,230	\$ 24,350	\$ 329	\$ 438
Personal Property.....	17,140	16,860	266	304
Public Utility Property.....	2	3	.....	.....
<b>Total</b> .....	<b>\$ 38,372</b>	<b>\$ 41,213</b>	<b>\$ 595</b>	<b>\$ 742</b>
PURPOSES	1920 Levy on each \$100	1921 Levy on each \$100	1920 Taxes Levied	1921 Taxes Levied
State.....	10 cents	10 cents	\$ 38	\$ 41
State Virginia Debt.....	10	10	39	41
<b>Total State</b> .....	<b>20 cents</b>	<b>20 cents</b>	<b>\$ 77</b>	<b>\$ 82</b>
County, General.....	20 cents	20 cents	\$ 77	\$ 83
Main County Road.....	25	25	96	103
County Road and Bridge.....	10	.....	38	.....
<b>Total County and District</b> .....	<b>55 cents</b>	<b>45 cents</b>	<b>\$ 211</b>	<b>\$ 186</b>
High School Teachers.....	13 cents	15 cents	\$ 50	\$ 62
High School Maintenance Building.....	7	.....	27	.....
Elementary Teachers.....	40	40	154	165
Elementary Maintenance Building.....	10	5	38	20
New Building.....	.....	40	.....	165
<b>Total Schools</b> .....	<b>70 cents</b>	<b>\$ 1.00</b>	<b>\$ 269</b>	<b>\$ 412</b>
Municipal General.....	10 cents	15 cents	\$ 38	\$ 62
<b>Total Municipal</b> .....	<b>10 cents</b>	<b>15 cents</b>	<b>\$ 38</b>	<b>\$ 62</b>
<b>GRAND TOTAL</b> .....	<b>\$ 1.55</b>	<b>\$ 1.80</b>	<b>\$ 595</b>	<b>\$ 742</b>

**PRESTON COUNTY—Table No. 11  
BRUCETON MUNICIPALITY, GRANT DISTRICT**

CLASS OF PROPERTY	1920 Assessed Value	1921 Assessed Value	1920 Taxes Levied	1921 Taxes Levied
Real Estate.....	\$ 60,620	\$ 65,270	\$ 1,030	\$ 1,240
Personal Property.....	97,350	106,780	1,655	2,029
Public Utility Property.....	77	128	1	2
<b>Total.....</b>	<b>\$ 158,047</b>	<b>\$ 172,178</b>	<b>\$ 2,686</b>	<b>\$ 3,271</b>
PURPOSES	1920 Levy on each \$100	1921 Levy on each \$100	1920 Taxes Levied	1921 Taxes Levied
State.....	10 cents	10 cents	\$ 158	\$ 172
State Virginia Debt.....	10	10	158	172
<b>Total State.....</b>	<b>20 cents</b>	<b>20 cents</b>	<b>\$ 316</b>	<b>\$ 344</b>
County, General.....	20 cents	20 cents	\$ 316	\$ 344
Main County Road.....	25	25	395	431
County Road and Bridge.....	10		158	
<b>Total County and District.....</b>	<b>55 cents</b>	<b>45 cents</b>	<b>\$ 869</b>	<b>\$ 775</b>
High School Teachers.....	13 cents	15 cents	\$ 205	\$ 258
High School Maintenance Building.....	7		111	
Elementary Teachers.....	40	40	632	689
Elementary Maintenance Building.....	10	5	158	86
New Building.....		40		689
<b>Total Schools.....</b>	<b>70 cents</b>	<b>\$ 1.00</b>	<b>\$ 1,106</b>	<b>\$ 1,722</b>
Municipal General.....	25 cents	25 cents	\$ 395	\$ 430
<b>Total Municipal.....</b>	<b>25 cents</b>	<b>25 cents</b>	<b>\$ 395</b>	<b>\$ 430</b>
<b>GRAND TOTAL.....</b>	<b>\$ 1.70</b>	<b>\$ 1.90</b>	<b>\$ 2,686</b>	<b>\$ 3,271</b>

**PRESTON COUNTY—Table No. 12  
CORINTH MUNICIPALITY, PORTLAND DISTRICT**

CLASS OF PROPERTY	1920 Assessed Value	1921 Assessed Value	1920 Taxes Levied	1921 Taxes Levied
Real Estate.....	\$ 37,450	\$ 41,830	\$ 839	\$ 983
Personal Property.....	26,270	26,440	588	621
Public Utility Property.....		69,822		1,641
<b>Total.....</b>	<b>\$ 63,720</b>	<b>\$ 138,092</b>	<b>\$ 1,427</b>	<b>\$ 3,245</b>
PURPOSES	1920 Levy on each \$100	1921 Levy on each \$100	1920 Taxes Levied	1921 Taxes Levied
State.....	10 cents	10 cents	\$ 63	\$ 138
State Virginia Debt.....	10	10	64	138
<b>Total State.....</b>	<b>20 cents</b>	<b>20 cents</b>	<b>\$ 127</b>	<b>\$ 276</b>
County, General.....	20 cents	20 cents	\$ 127	\$ 276
Main County Road.....	25	25	159	345
County Road and Bridge.....	10		64	
District Road Bonds.....	10	30	64	415
<b>Total County and District.....</b>	<b>65 cents</b>	<b>75 cents</b>	<b>\$ 414</b>	<b>\$ 1,036</b>
High School Teachers.....	18 cents	16 cents	\$ 115	\$ 221
Elementary Teachers.....	40	40	255	552
Elementary Maintenance Building.....	6	9	38	124
New Building.....	40	40	255	553
<b>Total Schools.....</b>	<b>\$ 1.04</b>	<b>\$ 1.05</b>	<b>\$ 663</b>	<b>\$ 1,450</b>
Municipal General.....	35 cents	35 cents	\$ 223	\$ 483
<b>Total Municipal.....</b>	<b>35 cents</b>	<b>35 cents</b>	<b>\$ 223</b>	<b>\$ 483</b>
<b>GRAND TOTAL.....</b>	<b>\$ 2.24</b>	<b>\$ 2.35</b>	<b>\$ 1,427</b>	<b>\$ 3,245</b>



PRESTON COUNTY—Table No. 13  
KINGWOOD MUNICIPALITY, KINGWOOD DISTRICT

CLASS OF PROPERTY	1920		1921	
	Assessed Value	Assessed Value	Taxes Levied	Taxes Levied
Real Estate.....	\$ 699,610	\$ 856,280	\$ 19,379	\$ 28,001
Personal Property.....	510,180	615,330	14,132	20,121
Public Utility Property.....	189,082	284,035	5,238	9,288
<b>Total.....</b>	<b>\$ 1,398,872</b>	<b>\$ 1,755,645</b>	<b>\$ 38,749</b>	<b>\$ 57,410</b>
PURPOSES	1920		1921	
	Levy on each \$100	Levy on each \$100	Taxes Levied	Taxes Levied
State.....	10 cents	10 cents	\$ 1,399	\$ 1,756
State Virginia Debt.....	10	10	1,399	1,756
<b>Total State.....</b>	<b>20 cents</b>	<b>20 cents</b>	<b>\$ 2,798</b>	<b>\$ 3,512</b>
County, General.....	20 cents	20 cents	\$ 2,798	\$ 3,511
Main County Road.....	25	25	3,497	4,389
County Road and Bridge.....	10	.....	1,399	.....
District Road Bonds.....	10	25	1,399	4,389
<b>Total County and District.....</b>	<b>65 cents</b>	<b>70 cents</b>	<b>\$ 9,093</b>	<b>\$ 12,289</b>
High School Teachers.....	23 cents	20 cents	\$ 3,217	\$ 3,511
High School Maintenance Building.....	14	15	1,958	2,633
Elementary Teachers.....	40	32	5,596	5,618
Elementary Maintenance Building.....	10	15	1,399	2,634
New Building.....	40	*1.00	5,596	17,557
Sub-District Extension.....	5	5	699	878
School Bonds.....	10	.....	1,399	.....
<b>Total Schools.....</b>	<b>\$ 1.42</b>	<b>\$ 1.87</b>	<b>\$ 19,864</b>	<b>\$ 32,831</b>
Municipal General.....	35 cents	35 cents	\$ 4,896	\$ 6,145
Municipal Bonds.....	15	15	2,098	2,633
<b>Total Municipal.....</b>	<b>50 cents</b>	<b>50 cents</b>	<b>\$ 6,994</b>	<b>\$ 8,778</b>
<b>GRAND TOTAL.....</b>	<b>\$ 2.77</b>	<b>\$ 3.27</b>	<b>\$ 38,749</b>	<b>\$ 57,410</b>

\* Sixty cents of above levy authorized by Chap. 31, Acts, 1921.

PRESTON COUNTY—Table No. 14  
MASONTOWN MUNICIPALITY, VALLEY DISTRICT

CLASS OF PROPERTY	1920		1921	
	Assessed Value	Assessed Value	Taxes Levied	Taxes Levied
Real Estate.....	\$ 209,450	\$ 277,520	\$ 5,027	\$ 5,828
Personal Property.....	205,020	297,170	4,921	6,241
Public Utility Property.....	3,848	6,175	92	129
<b>Total.....</b>	<b>\$ 418,318</b>	<b>\$ 580,865</b>	<b>\$ 10,040</b>	<b>\$ 12,198</b>
PURPOSES	1920		1921	
	Levy on each \$100	Levy on each \$100	Taxes Levied	Taxes Levied
State.....	10 cents	10 cents	\$ 418	\$ 581
State Virginia Debt.....	10	10	419	581
<b>Total State.....</b>	<b>20 cents</b>	<b>20 cents</b>	<b>\$ 837</b>	<b>\$ 1,162</b>
County, General.....	20 cents	20 cents	\$ 837	\$ 1,162
Main County Road.....	25	25	1,046	1,452
County Road and Bridge.....	10	.....	418	.....
<b>Total County and District.....</b>	<b>55 cents</b>	<b>45 cents</b>	<b>\$ 2,301</b>	<b>\$ 2,614</b>
High School Teachers.....	20 cents	30 cents	\$ 837	\$ 1,743
High School Maintenance Building.....	20	5	836	290
Elementary Teachers.....	40	40	1,673	2,323
Elementary Maintenance Building.....	10	10	418	581
New Building.....	20	10	837	581
Sub-District Extension.....	15	10	627	581
School Bonds.....	10	10	419	581
<b>Total Schools.....</b>	<b>\$ 1.35</b>	<b>\$ 1.15</b>	<b>\$ 5,647</b>	<b>\$ 6,680</b>
Municipal General.....	30 cents	30 cents	\$ 1,255	\$ 1,742
<b>Total Municipal.....</b>	<b>30 cents</b>	<b>30 cents</b>	<b>\$ 1,255</b>	<b>\$ 1,742</b>
<b>GRAND TOTAL.....</b>	<b>\$ 2.40</b>	<b>\$ 2.10</b>	<b>\$ 10,040</b>	<b>\$ 12,198</b>

PRESTON COUNTY—Table No. 15  
NEWBURG MUNICIPALITY, LYON DISTRICT

CLASS OF PROPERTY	1920	1921	1920	1921
	Assessed Value	Assessed Value	Taxes Levied	Taxes Levied
Real Estate.....	\$ 253,150	\$ 296,600	\$ 6,531	\$ 6,941
Personal Property.....	158,760	224,020	4,096	5,242
Public Utility Property.....	351,962	353,382	9,081	8,269
Total.....	\$ 763,872	\$ 874,002	\$ 19,708	\$ 20,452
PURPOSES	1920	1921	1920	1921
	Levy on each \$100	Levy on each \$100	Taxes Levied	Taxes Levied
State.....	10 cents	10 cents	\$ 764	\$ 874
State Virginia Debt.....	10	10	764	874
Total State.....	20 cents	20 cents	\$ 1,528	\$ 1,748
County, General.....	20 cents	20 cents	\$ 1,528	\$ 1,748
Main County Road.....	25	25	1,909	2,185
County Road and Bridge.....	10		764	
Total County and District.....	55 cents	45 cents	\$ 4,201	\$ 3,933
High School Teachers.....	18 cents	18 cents	\$ 1,375	\$ 1,573
High School Maintenance Building.....	2	6	153	525
Elementary Teachers.....	40	40	3,055	3,496
Elementary Maintenance Building.....	10	15	764	1,311
New Building.....	40	40	3,056	3,496
Sub-District Extension.....	8		611	
Total Schools.....	\$ 1.18	\$ 1.19	\$ 9,014	\$ 10,401
Municipal General.....	50 cents	35 cents	\$ 3,819	\$ 3,059
Municipal Bonds.....	15	15	1,146	1,311
Total Municipal.....	65 cents	50 cents	\$ 4,965	\$ 4,370
GRAND TOTAL.....	\$ 2.58	\$ 2.34	\$ 19,708	\$ 20,452

PRESTON COUNTY—Table No. 16  
REEDSVILLE MUNICIPALITY, VALLEY DISTRICT

CLASS OF PROPERTY	1920	1921	1920	1921
	Assessed Value	Assessed Value	Taxes Levied	Taxes Levied
Real Estate.....	\$ 150,700	\$ 175,890	\$ 3,511	\$ 3,606
Personal Property.....	92,490	136,100	2,155	2,790
Public Utility Property.....	69,287	135,382	1,615	2,775
Total.....	\$ 312,477	\$ 447,372	\$ 7,281	\$ 9,171
PURPOSES	1920	1921	1920	1921
	Levy on each \$100	Levy on each \$100	Taxes Levied	Taxes Levied
State.....	10 cents	10 cents	\$ 312	\$ 447
State Virginia Debt.....	10	10	313	447
Total State.....	20 cents	20 cents	\$ 625	\$ 894
County, General.....	20 cents	20 cents	\$ 625	\$ 895
Main County Road.....	25	25	781	1,118
County Road and Bridge.....	10		313	
Total County and District.....	55 cents	45 cents	\$ 1,719	\$ 2,013
High School Teachers.....	20 cents	30 cents	\$ 625	\$ 1,342
High School Maintenance Building.....	20	5	625	224
Elementary Teachers.....	40	40	1,250	1,789
Elementary Maintenance Building.....	10	10	312	448
New Building.....	20	10	625	447
Sub-District Extension.....	8	10	250	448
School Bonds.....	10	10	313	447
Total Schools.....	\$ 1.28	\$ 1.15	\$ 4,000	\$ 5,145
Municipal General.....	30 cents	25 cents	\$ 937	\$ 1,119
Total Municipal.....	30 cents	25 cents	\$ 937	\$ 1,119
GRAND TOTAL.....	\$ 2.33	\$ 2.05	\$ 7,281	\$ 9,171

PRESTON COUNTY—Table No. 17  
ROWLESBURG MUNICIPALITY, PORTLAND DISTRICT

CLASS OF PROPERTY	1920 Assessed Value	1921 Assessed Value	1920 Taxes Levied	1921 Taxes Levied
Real Estate .....	\$ 39,380	\$ 41,570	\$ 1,020	\$ 1,114
Personal Property .....	58,020	105,980	1,503	2,840
Public Utility Property .....				
<b>Total</b> .....	<b>\$ 97,400</b>	<b>\$ 147,550</b>	<b>\$ 2,523</b>	<b>\$ 3,954</b>
PURPOSES	1920 Levy on each \$100	1921 Levy on each \$100	1920 Taxes Levied	1921 Taxes Levied
State .....	10 cents	10 cents	\$ 97	\$ 148
State Virginia Debt .....	10	10	98	148
<b>Total State</b> .....	<b>20 cents</b>	<b>20 cents</b>	<b>\$ 195</b>	<b>\$ 296</b>
County, General .....	20 cents	20 cents	\$ 195	\$ 295
Main County Road .....	25	25	244	369
County Road and Bridge .....	10		97	
District Road Bonds .....	10	30	97	442
<b>Total County and District</b> .....	<b>65 cents</b>	<b>75 cents</b>	<b>\$ 633</b>	<b>\$ 1,106</b>
High School Teachers .....	18 cents	16 cents	\$ 175	\$ 236
Elementary Teachers .....	40	40	390	590
Elementary Maintenance Building .....	6	9	58	133
New Building .....	40	40	390	590
Sub-District Extension .....		8		118
<b>Total Schools</b> .....	<b>\$ 1.04</b>	<b>\$ 1.13</b>	<b>\$ 1,013</b>	<b>\$ 1,667</b>
Municipal General .....	50 cents	40 cents	\$ 487	\$ 590
Municipal Bonds .....	20	20	195	295
<b>Total Municipal</b> .....	<b>70 cents</b>	<b>60 cents</b>	<b>\$ 682</b>	<b>\$ 885</b>
<b>GRAND TOTAL</b> .....	<b>\$ 2.59</b>	<b>\$ 2.68</b>	<b>\$ 2,523</b>	<b>\$ 3,954</b>

Rowlesburg Municipality complete includes Tables 17 and 18.

PRESTON COUNTY—Table No. 18  
ROWLESBURG MUNICIPALITY, RENO DISTRICT

CLASS OF PROPERTY	1920 Assessed Value	1921 Assessed Value	1920 Taxes Levied	1921 Taxes Levied
Real Estate .....	\$ 323,170	\$ 399,540	\$ 8,079	\$ 7,791
Personal Property .....	152,570	223,310	3,814	4,355
Public Utility Property .....	504,550	532,672	12,614	10,387
<b>Total</b> .....	<b>\$ 980,290</b>	<b>\$ 1,155,522</b>	<b>\$ 24,507</b>	<b>\$ 22,533</b>
PURPOSES	1920 Levy on each \$100	1921 Levy on each \$100	1920 Taxes Levied	1921 Taxes Levied
State .....	10 cents	10 cents	\$ 980	\$ 1,156
State Virginia Debt .....	10	10	981	1,156
<b>Total State</b> .....	<b>20 cents</b>	<b>20 cents</b>	<b>\$ 1,961</b>	<b>\$ 2,312</b>
County, General .....	20 cents	20 cents	\$ 1,960	\$ 2,311
Main County Road .....	25	25	2,451	2,889
County Road and Bridge .....	10		980	
<b>Total County and District</b> .....	<b>55 cents</b>	<b>45 cents</b>	<b>\$ 5,391</b>	<b>\$ 5,200</b>
High School Teachers .....	30 cents	8 cents	\$ 2,941	\$ 924
High School Maintenance Building .....	5	2	490	231
Elementary Teachers .....	40	40	3,921	4,622
Elementary Maintenance Building .....	10	12	980	1,386
New Building .....	10	3	981	347
Sub-District Extension .....	10	5	980	578
<b>Total Schools</b> .....	<b>\$ 1.05</b>	<b>70 cents</b>	<b>\$ 10,293</b>	<b>\$ 8,088</b>
Municipal General .....	50 cents	40 cents	\$ 4,901	\$ 4,622
Municipal Bonds .....	20	20	1,961	2,311
<b>Total Municipal</b> .....	<b>70 cents</b>	<b>60 cents</b>	<b>\$ 6,862</b>	<b>\$ 6,933</b>
<b>GRAND TOTAL</b> .....	<b>\$ 2.50</b>	<b>\$ 1.95</b>	<b>\$ 24,507</b>	<b>\$ 22,533</b>

Rowlesburg Municipality complete includes Tables 17 and 18.

**PRESTON COUNTY—Table No. 19**  
**TERRA ALTA MUNICIPALITY, PORTLAND DISTRICT**

CLASS OF PROPERTY	1920	1921	1920	1921
	Assessed Value	Assessed Value	Taxes Levied	Taxes Levied
Real Estate.....	\$ 585,090	\$ 640,450	\$ 14,569	\$ 17,036
Personal Property.....	597,580	655,090	14,880	17,425
Public Utility Property.....	393,843	398,476	9,806	10,600
<b>Total.....</b>	<b>\$ 1,576,513</b>	<b>\$ 1,694,016</b>	<b>\$ 39,255</b>	<b>\$ 45,061</b>
PURPOSES	1920	1921	1920	1921
	Levy on each \$100	Levy on each \$100	Taxes Levied	Taxes Levied
State.....	10 cents	10 cents	\$ 1,576	\$ 1,694
State Virginia Debt.....	10	10	1,577	1,694
<b>Total State.....</b>	<b>20 cents</b>	<b>20 cents</b>	<b>\$ 3,153</b>	<b>\$ 3,388</b>
County, General.....	20 cents	20 cents	\$ 3,153	\$ 3,388
Main County Road.....	25	25	3,941	4,235
County Road and Bridge.....	10	.....	1,577	.....
District Road Bonds.....	10	30	1,576	5,082
<b>Total County and District.....</b>	<b>65 cents</b>	<b>75 cents</b>	<b>\$ 10,247</b>	<b>\$ 12,705</b>
High School Teachers.....	18 cents	16 cents	\$ 2,838	\$ 2,711
Elementary Teachers.....	40	40	6,306	6,776
Elementary Maintenance Building.....	6	9	946	1,525
New Building.....	40	40	6,306	6,776
Sub-District Extension.....	.....	6	.....	1,016
<b>Total Schools.....</b>	<b>\$ 1.04</b>	<b>\$ 1.11</b>	<b>\$ 16,396</b>	<b>\$ 18,804</b>
Municipal General.....	40 cents	40 cents	\$ 6,306	\$ 6,776
Municipal Bonds.....	20	20	3,153	3,388
<b>Total Municipal.....</b>	<b>60 cents</b>	<b>60 cents</b>	<b>\$ 9,459</b>	<b>\$ 10,164</b>
<b>GRAND TOTAL.....</b>	<b>\$ 2.49</b>	<b>\$ 2.66</b>	<b>\$ 39,255</b>	<b>\$ 45,061</b>

**PRESTON COUNTY—Table No. 20**  
**TUNNELTON MUNICIPALITY, KINGWOOD DISTRICT**

CLASS OF PROPERTY	1920	1921	1920	1921
	Assessed Value	Assessed Value	Taxes Levied	Taxes Levied
Real Estate.....	\$ 223,030	\$ 258,850	\$ 5,843	\$ 8,076
Personal Property.....	176,510	389,370	4,625	12,148
Public Utility Property.....	324,041	323,907	8,490	10,106
<b>Total.....</b>	<b>\$ 723,581</b>	<b>\$ 972,127</b>	<b>\$ 18,958</b>	<b>\$ 30,330</b>
PURPOSES	1920	1921	1920	1921
	Levy on each \$100	Levy on each \$100	Taxes Levied	Taxes Levied
State.....	10 cents	10 cents	\$ 723	\$ 972
State Virginia Debt.....	10	10	724	972
<b>Total State.....</b>	<b>20 cents</b>	<b>20 cents</b>	<b>\$ 1,447</b>	<b>\$ 1,944</b>
County, General.....	20 cents	20 cents	\$ 1,447	\$ 1,944
Main County Road.....	25	25	1,809	2,430
County Road and Bridge.....	10	.....	724	.....
District Road Bonds.....	10	25	723	2,431
<b>Total County and District.....</b>	<b>65 cents</b>	<b>70 cents</b>	<b>\$ 4,703</b>	<b>\$ 6,805</b>
High School Teachers.....	23 cents	20 cents	\$ 1,664	\$ 1,945
High School Maintenance Building.....	14	15	1,013	1,458
Elementary Teachers.....	40	32	2,894	3,111
Elementary Maintenance Building.....	10	15	724	1,458
New Building.....	40	* 1.00	2,894	9,721
Sub-District Extension.....	5	5	362	486
School Bonds.....	10	.....	724	.....
<b>Total Schools.....</b>	<b>\$ 1.42</b>	<b>\$ 1.87</b>	<b>\$ 10,275</b>	<b>\$ 18,179</b>
Municipal General.....	35 cents	35 cents	\$ 2,533	\$ 3,402
<b>Total Municipal.....</b>	<b>35 cents</b>	<b>35 cents</b>	<b>\$ 2,533</b>	<b>\$ 3,402</b>
<b>GRAND TOTAL.....</b>	<b>\$ 2.62</b>	<b>\$ 3.12</b>	<b>\$ 18,958</b>	<b>\$ 30,330</b>

\* Sixty cents of above levy authorized by Chap. 31, Acts, 1921.

**RECAPITULATION OF PRESTON COUNTY  
ASSESSED VALUE**

Class of Property	1920			1921		
	Districts	Municipalities	Total	Districts	Municipalities	Total
Real Estate .....	\$ 12,525,710	\$ 2,689,060	\$ 15,214,760	\$ 15,273,110	\$ 3,180,490	\$ 18,553,600
Personal Property .....	4,865,600	2,189,860	7,055,460	5,533,780	2,893,530	8,427,310
Public Utility Property .....	4,393,799	1,840,011	6,233,810	4,798,002	2,106,964	6,904,966
<b>Total .....</b>	<b>\$ 21,685,079</b>	<b>\$ 6,698,921</b>	<b>\$ 28,384,000</b>	<b>\$ 25,709,892</b>	<b>\$ 8,180,974</b>	<b>\$ 33,890,866</b>

**TAXES LEVIED**

Purposes	1920			1921		
	Districts	Municipalities	Total	Districts	Municipalities	Total
State .....	\$ 21,685	\$ 6,695	\$ 28,380	\$ 25,709	\$ 8,181	\$ 33,890
State Virginia Debt .....	21,685	6,704	28,389	25,709	8,181	33,890
<b>Total State .....</b>	<b>\$ 43,370</b>	<b>\$ 13,399</b>	<b>\$ 56,769</b>	<b>\$ 51,418</b>	<b>\$ 16,362</b>	<b>\$ 67,780</b>
County, General .....	\$ 43,371	\$ 13,398	\$ 56,769	\$ 51,420	\$ 16,362	\$ 67,782
Main County Road .....	54,213	16,747	70,960	64,274	20,452	84,726
County Road and Bridge .....	21,685	6,699	28,384	.....	.....	.....
District Road .....	49,003	.....	49,003	64,275	.....	64,275
District Road Bonds .....	7,356	4,026	11,382	24,644	13,366	38,010
<b>Total County and District .....</b>	<b>\$ 175,628</b>	<b>\$ 40,870</b>	<b>\$ 216,498</b>	<b>\$ 204,613</b>	<b>\$ 50,180</b>	<b>\$ 254,793</b>
High School Teachers .....	\$ 37,135	\$ 14,343	\$ 51,478	\$ 40,244	\$ 14,850	\$ 55,094
High School Maint. Bldg. ....	14,722	5,213	19,935	11,050	5,361	16,411
Elementary Teachers .....	85,823	26,796	112,619	99,207	30,541	129,748
Elementary Maint. Bldg. ....	18,787	5,936	24,723	26,649	9,888	36,537
New Building .....	52,028	21,610	73,638	95,758	41,731	137,489
Sub-District Extension .....	.....	3,529	3,529	.....	4,510	4,510
School Bonds .....	6,026	2,855	8,881	3,428	1,028	4,456
<b>Total Schools .....</b>	<b>\$ 214,521</b>	<b>\$ 80,282</b>	<b>\$ 294,803</b>	<b>\$ 276,336</b>	<b>\$ 107,909</b>	<b>\$ 384,245</b>
Municipal General .....	.....	\$ 26,292	\$ 26,292	.....	\$ 29,037	\$ 29,037
Municipal Bonds .....	.....	8,553	8,553	.....	9,938	9,938
<b>Total Municipal .....</b>	<b>.....</b>	<b>\$ 34,845</b>	<b>\$ 34,845</b>	<b>.....</b>	<b>\$ 38,975</b>	<b>\$ 38,975</b>
<b>GRAND TOTAL .....</b>	<b>\$ 433,519</b>	<b>\$ 169,396</b>	<b>\$ 602,915</b>	<b>\$ 532,367</b>	<b>\$ 213,426</b>	<b>\$ 745,793</b>
Total Average Rate of Levy on Each \$100 .....	\$ 1.999	\$ 2.529	\$ 2.124	\$ 2.071	\$ 2.609	\$ 2.201
<b>For All Purposes</b>						
On Real Estate .....	\$ 249,237	\$ 68,044	\$ 317,281	\$ 311,085	\$ 83,612	\$ 394,697
On Personal Property .....	94,274	54,343	148,617	114,820	76,543	191,363
On Public Utility Property .....	90,008	47,009	137,017	106,462	53,271	159,733
<b>Total .....</b>	<b>\$ 433,519</b>	<b>\$ 169,396</b>	<b>\$ 602,915</b>	<b>\$ 532,367</b>	<b>\$ 213,426</b>	<b>\$ 745,793</b>

PUTNAM COUNTY—Table No. 1  
BUFFALO DISTRICT—(Outside of Buffalo Municipality)

CLASS OF PROPERTY	1920	1921	1920	1921
	Assessed Value	Assessed Value	Taxes Levied	Taxes Levied
Real Estate	\$ 736,525	\$ 739,150	\$ 12,374	\$ 12,491
Personal Property	194,415	209,645	3,266	3,543
Public Utility Property	486,247	461,542	8,169	7,800
<b>Total</b>	<b>\$ 1,417,187</b>	<b>\$ 1,410,337</b>	<b>\$ 23,809</b>	<b>\$ 23,834</b>
PURPOSES	1920	1921	1920	1921
	Levy on each \$100	Levy on each \$100	Taxes Levied	Taxes Levied
State	10 cents	10 cents	\$ 1,417	\$ 1,410
State Virginia Debt	10	10	1,417	1,410
<b>Total State</b>	<b>20 cents</b>	<b>20 cents</b>	<b>\$ 2,834</b>	<b>\$ 2,820</b>
County, General	30 cents	30 cents	\$ 4,252	\$ 4,231
Main County Road	25	25	3,543	3,526
County Road and Bridge	10		1,417	
District Road	15	15	2,126	2,115
Memorial Fund	5		709	
County Health Officer	3		425	
<b>Total County and District</b>	<b>88 cents</b>	<b>70 cents</b>	<b>\$ 12,472</b>	<b>\$ 9,872</b>
High School Teachers		10 cents		\$ 1,411
High School Maintenance Building		4		564
Elementary Teachers	40	40	5,669	5,641
Elementary Maintenance Building	10	15	1,417	2,116
New Building	10	10	1,417	1,410
<b>Total Schools</b>	<b>60 cents</b>	<b>79 cents</b>	<b>\$ 8,503</b>	<b>\$ 11,142</b>
<b>GRAND TOTAL</b>	<b>\$ 1.68</b>	<b>\$ 1.69</b>	<b>\$ 23,809</b>	<b>\$ 23,834</b>

Buffalo District complete includes Tables 1 and 8.

PUTNAM COUNTY—Table No. 2  
CURRY DISTRICT—(Outside of Hurricane Municipality)

CLASS OF PROPERTY	1920	1921	1920	1921
	Assessed Value	Assessed Value	Taxes Levied	Taxes Levied
Real Estate	\$ 840,660	\$ 835,875	\$ 20,008	\$ 20,061
Personal Property	335,026	265,740	7,974	6,377
Public Utility Property	871,798	956,803	20,748	22,963
<b>Total</b>	<b>\$ 2,047,484</b>	<b>\$ 2,058,418</b>	<b>\$ 48,730</b>	<b>\$ 49,401</b>
PURPOSES	1920	1921	1920	1921
	Levy on each \$100	Levy on each \$100	Taxes Levied	Taxes Levied
State	10 cents	10 cents	\$ 2,047	\$ 2,058
State Virginia Debt	10	10	2,048	2,058
<b>Total State</b>	<b>20 cents</b>	<b>20 cents</b>	<b>\$ 4,095</b>	<b>\$ 4,116</b>
County, General	30 cents	30 cents	\$ 6,142	\$ 6,175
Main County Road	25	25	5,119	5,146
County Road and Bridge	10		2,048	
District Road	15	15	3,071	3,088
District Road Bonds	20	30	4,095	6,175
Memorial Fund	5		1,024	
County Health Officer	3		614	
<b>Total County and District</b>	<b>\$ 1.08</b>	<b>\$ 1.00</b>	<b>\$ 22,113</b>	<b>\$ 20,584</b>
High School Teachers	15 cents	17 cents	\$ 3,071	\$ 3,499
High School Maintenance Building	5	8	1,024	1,647
Elementary Teachers	40	40	8,100	8,234
Elementary Maintenance Building	10	15	2,047	3,088
New Building	40	40	8,190	8,233
<b>Total Schools</b>	<b>\$ 1.10</b>	<b>\$ 1.20</b>	<b>\$ 22,522</b>	<b>\$ 24,701</b>
<b>GRAND TOTAL</b>	<b>\$ 2.38</b>	<b>\$ 2.40</b>	<b>\$ 48,730</b>	<b>\$ 49,401</b>

Curry District complete includes Tables 2 and 9.

**PUTNAM COUNTY—Table No. 3  
POCA DISTRICT**

CLASS OF PROPERTY	1920 Assessed Value	1921 Assessed Value	1920 Taxes Levied	1921 Taxes Levied
Real Estate.....	\$ 1,278,700	\$ 1,154,930	\$ 29,154	\$ 20,731
Personal Property.....	535,037	641,425	12,199	11,513
Public Utility Property.....	670,338	746,105	15,284	13,392
<b>Total.....</b>	<b>\$ 2,484,075</b>	<b>\$ 2,542,460</b>	<b>\$ 56,637</b>	<b>\$ 45,636</b>
PURPOSES	1920 Levy on each \$100	1921 Levy on each \$100	1920 Taxes Levied	1921 Taxes Levied
State.....	10 cents	10 cents	\$ 2,484	\$ 2,542
State Virginia Debt.....	10	10	2,484	2,542
<b>Total State.....</b>	<b>20 cents</b>	<b>20 cents</b>	<b>\$ 4,968</b>	<b>\$ 5,084</b>
County, General.....	30 cents	30 cents	\$ 7,452	\$ 7,627
Main County Road.....	25	25	6,210	6,356
County Road and Bridge.....	10	.....	2,484	.....
District Road.....	15	15	3,726	3,814
District Road Bonds.....	30	16	7,453	4,068
Memorial Fund.....	5	.....	1,242	.....
County Health Officer.....	3	.....	745	.....
<b>Total County and District.....</b>	<b>\$ 1.18</b>	<b>86 cents</b>	<b>\$ 29,312</b>	<b>\$ 21,865</b>
High School Teachers.....	..... cents	1½ cts	.....	\$ 127
Elementary Teachers.....	40	40	9,936	10,170
Elementary Maintenance Building.....	10	13	2,484	3,305
New Building.....	40	20	9,937	5,085
<b>Total Schools.....</b>	<b>90 cents</b>	<b>73½ cts</b>	<b>\$ 22,357</b>	<b>\$ 18,687</b>
<b>GRAND TOTAL.....</b>	<b>\$ 2.28</b>	<b>\$ 1.79½</b>	<b>\$ 56,637</b>	<b>\$ 45,636</b>

**PUTNAM COUNTY—Table No. 4  
SCOTT DISTRICT—(Outside of Winfield Ind. District)**

CLASS OF PROPERTY	1920 Assessed Value	1921 Assessed Value	1920 Taxes Levied	1921 Taxes Levied
Real Estate.....	\$ 791,485	\$ 815,690	\$ 15,671	\$ 14,356
Personal Property.....	295,530	233,820	5,852	4,115
Public Utility Property.....	937,130	1,015,199	18,555	17,868
<b>Total.....</b>	<b>\$ 2,024,145</b>	<b>\$ 2,064,709</b>	<b>\$ 40,078</b>	<b>\$ 36,339</b>
PURPOSES	1920 Levy on each \$100	1921 Levy on each \$100	1920 Taxes Levied	1921 Taxes Levied
State.....	10 cents	10 cents	\$ 2,024	\$ 2,065
State Virginia Debt.....	10	10	2,024	2,065
<b>Total State.....</b>	<b>20 cents</b>	<b>20 cents</b>	<b>\$ 4,048</b>	<b>\$ 4,130</b>
County, General.....	30 cents	30 cents	\$ 6,072	\$ 6,194
Main County Road.....	25	25	5,061	5,162
County Road and Bridge.....	10	.....	2,024	.....
District Road.....	15	15	3,036	3,097
District Road Bonds.....	45	34	9,109	7,020
Memorial Fund.....	5	.....	1,012	.....
County Health Officer.....	3	.....	607	.....
<b>Total County and District.....</b>	<b>\$ 1.33</b>	<b>\$ 1.04</b>	<b>\$ 26,921</b>	<b>\$ 21,473</b>
High School Teachers.....	..... cents	2 cents	.....	\$ 413
Elementary Teachers.....	35	40	7,085	8,259
Elementary Maintenance Building.....	10	8	2,024	1,651
New Building.....	.....	2	.....	413
<b>Total Schools.....</b>	<b>45 cents</b>	<b>52 cents</b>	<b>\$ 9,109</b>	<b>\$ 10,736</b>
<b>GRAND TOTAL.....</b>	<b>\$ 1.98</b>	<b>\$ 1.76</b>	<b>\$ 40,078</b>	<b>\$ 36,339</b>

Scott District complete includes Tables 4, 7 and 10.

**PUTNAM COUNTY—Table No. 5**  
**TEAYS VALLEY DISTRICT**

CLASS OF PROPERTY	1920	1921	1920	1921
	Assessed Value	Assessed Value	Taxes Levied	Taxes Levied
Real Estate.....	\$ 652,659	\$ 667,430	\$ 10,312	\$ 11,346
Personal Property.....	249,925	179,090	3,949	3,045
Public Utility Property.....	283,768	331,991	4,483	5,644
<b>Total.....</b>	<b>\$ 1,186,352</b>	<b>\$ 1,178,511</b>	<b>\$ 18,744</b>	<b>\$ 20,035</b>
PURPOSES	1920	1921	1920	1921
	Levy on each \$100	Levy on each \$100	Taxes Levied	Taxes Levied
State.....	10 cents	10 cents	\$ 1,186	\$ 1,179
State Virginia Debt.....	10	10	1,187	1,179
<b>Total State.....</b>	<b>20 cents</b>	<b>20 cents</b>	<b>\$ 2,373</b>	<b>\$ 2,358</b>
County, General.....	30 cents	30 cents	\$ 3,559	\$ 3,535
Main County Road.....	25	25	2,966	2,946
County Road and Bridge.....	10	.....	1,186	.....
District Road.....	15	15	1,780	1,768
Memorial Fund.....	5	.....	593	.....
County Health Officer.....	3	.....	356	.....
<b>Total County and District.....</b>	<b>88 cents</b>	<b>70 cents</b>	<b>\$ 10,440</b>	<b>\$ 8,249</b>
High School Teachers.....	..... cents	5 cents	.....	\$ 589
Elementary Teachers.....	40	40	4,745	4,714
Elementary Maintenance Building.....	10	15	1,186	1,768
New Building.....	.....	20	.....	2,357
<b>Total Schools.....</b>	<b>50 cents</b>	<b>80 cents</b>	<b>\$ 5,931</b>	<b>\$ 9,428</b>
<b>GRAND TOTAL.....</b>	<b>\$ 1.58</b>	<b>\$ 1.70</b>	<b>\$ 18,744</b>	<b>\$ 20,035</b>

**PUTNAM COUNTY—Table No. 6**  
**UNION DISTRICT**

CLASS OF PROPERTY	1920	1921	1920	1921
	Assessed Value	Assessed Value	Taxes Levied	Taxes Levied
Real Estate.....	\$ 1,050,175	\$ 1,013,060	\$ 23,419	\$ 18,640
Personal Property.....	323,402	359,665	7,212	6,618
Public Utility Property.....	430,837	409,059	9,607	7,527
<b>Total.....</b>	<b>\$ 1,804,414</b>	<b>\$ 1,781,784</b>	<b>\$ 40,238</b>	<b>\$ 32,785</b>
PURPOSES	1920	1921	1920	1921
	Levy on each \$100	Levy on each \$100	Taxes Levied	Taxes Levied
State.....	10 cents	10 cents	\$ 1,804	\$ 1,782
State Virginia Debt.....	10	10	1,805	1,782
<b>Total State.....</b>	<b>20 cents</b>	<b>20 cents</b>	<b>\$ 3,609</b>	<b>\$ 3,564</b>
County, General.....	30 cents	30 cents	\$ 5,413	\$ 5,345
Main County Road.....	25	25	4,511	4,454
County Road and Bridge.....	10	.....	1,804	.....
District Road.....	15	15	2,707	2,673
District Road Bonds.....	30	20	5,413	3,564
Memorial Fund.....	5	.....	902	.....
County Health Officer.....	3	.....	541	.....
<b>Total County and District.....</b>	<b>\$ 1.18</b>	<b>90 cents</b>	<b>\$ 21,291</b>	<b>\$ 16,036</b>
High School Teachers.....	..... cents	2 cents	.....	\$ 356
Elementary Teachers.....	40	40	7,218	7,127
Elementary Maintenance Building.....	10	12	1,804	2,138
New Building.....	35	20	6,316	3,564
<b>Total Schools.....</b>	<b>85 cents</b>	<b>74 cents</b>	<b>\$ 15,338</b>	<b>\$ 13,185</b>
<b>GRAND TOTAL.....</b>	<b>\$ 2.23</b>	<b>\$ 1.84</b>	<b>\$ 40,238</b>	<b>\$ 32,785</b>



PUTNAM COUNTY—Table No. 7  
WINFIELD IND. DISTRICT, SCOTT DISTRICT—(Outside of Winfield Municipality)

CLASS OF PROPERTY	1920 Assessed Value	1921 Assessed Value	1920 Taxes Levied	1921 Taxes Levied
Real Estate	\$ 71,030	\$ 68,545	\$ 1,691	\$ 1,433
Personal Property	17,865	15,750	425	329
Public Utility Property				
<b>Total</b>	<b>\$ 88,895</b>	<b>\$ 84,295</b>	<b>\$ 2,116</b>	<b>\$ 1,762</b>
PURPOSES	1920 Levy on each \$100	1921 Levy on each \$100	1920 Taxes Levied	1921 Taxes Levied
State	10 cents	10 cents	\$ 89	\$ 84
State Virginia Debt	10	10	89	84
<b>Total State</b>	<b>20 cents</b>	<b>20 cents</b>	<b>\$ 178</b>	<b>\$ 168</b>
County, General	30 cents	30 cents	\$ 267	\$ 253
Main County Road	25	25	222	211
County Road and Bridge	10		89	
District Road	15	15	133	126
District Road Bonds	45	34	400	287
Memorial Fund	5		44	
County Health Officer	3		27	
<b>Total County and District</b>	<b>\$ 1 33</b>	<b>\$ 1.04</b>	<b>\$ 1,182</b>	<b>\$ 877</b>
Elementary Teachers	40 cents	40 cents	\$ 356	\$ 337
Elementary Maintenance Building	10	10	89	85
School Bonds	35	35	311	295
<b>Total Schools</b>	<b>85 cents</b>	<b>85 cents</b>	<b>\$ 756</b>	<b>\$ 717</b>
<b>GRAND TOTAL</b>	<b>\$ 2 38</b>	<b>\$ 2 09</b>	<b>\$ 2,116</b>	<b>\$ 1,762</b>

Winfield Independent District complete includes Tables 7 and 10.

PUTNAM COUNTY—Table No. 8  
BUFFALO MUNICIPALITY, BUFFALO DISTRICT

CLASS OF PROPERTY	1920 Assessed Value	1921 Assessed Value	1920 Taxes Levied	1921 Taxes Levied
Real Estate	\$ 82,540	\$ 86,740	\$ 1,552	\$ 1,596
Personal Property	66,030	79,500	1,241	1,463
Public Utility Property	1,466	1,911	27	35
<b>Total</b>	<b>\$ 150,036</b>	<b>\$ 168,151</b>	<b>\$ 2,820</b>	<b>\$ 3,094</b>
PURPOSES	1920 Levy on each \$100	1921 Levy on each \$100	1920 Taxes Levied	1921 Taxes Levied
State	10 cents	10 cents	\$ 150	\$ 168
State Virginia Debt	10	10	150	168
<b>Total State</b>	<b>20 cents</b>	<b>20 cents</b>	<b>\$ 300</b>	<b>\$ 336</b>
County, General	30 cents	30 cents	\$ 450	\$ 505
Main County Road	25	25	375	420
County Road and Bridge	10		150	
Memorial Fund	5		75	
County Health Officer	3		45	
<b>Total County and District</b>	<b>73 cents</b>	<b>55 cents</b>	<b>\$ 1,095</b>	<b>\$ 925</b>
High School Teachers		10 cents		\$ 168
High School Maintenance Building		4		67
Elementary Teachers	40	40	600	673
Elementary Maintenance Building	10	15	150	252
New Building	10	10	150	168
<b>Total Schools</b>	<b>60 cents</b>	<b>79 cents</b>	<b>\$ 900</b>	<b>\$ 1,328</b>
Municipal General	35 cents	30 cents	\$ 525	\$ 505
<b>Total Municipal</b>	<b>35 cents</b>	<b>30 cents</b>	<b>\$ 525</b>	<b>\$ 505</b>
<b>GRAND TOTAL</b>	<b>\$ 1 88</b>	<b>\$ 1 84</b>	<b>\$ 2,820</b>	<b>\$ 3,094</b>

PUTNAM COUNTY—Table No. 9  
HURRICANE MUNICIPALITY, CURRY DISTRICT

CLASS OF PROPERTY	1920		1921	
	Assessed Value	Assessed Value	Taxes Levied	Taxes Levied
Real Estate.....	\$ 257,460	\$ 266,855	\$ 6,771	\$ 6,938
Personal Property.....	243,309	322,770	6,399	8,392
Public Utility Property.....	96,962	96,171	2,550	2,501
Total.....	\$ 597,731	\$ 685,796	\$ 15,720	\$ 17,831
PURPOSES	1920		1921	
	Levy on each \$100	Levy on each \$100	Taxes Levied	Taxes Levied
State.....	10 cents	10 cents	\$ 597	\$ 686
State Virginia Debt.....	10	10	598	686
Total State.....	20 cents	20 cents	\$ 1,195	\$ 1,372
County, General.....	30 cents	30 cents	\$ 1,793	\$ 2,057
Main County Road.....	25	25	1,494	1,714
County Road and Bridge.....	10		598	
District Road Bonds.....	20	30	1,196	2,058
Memorial Fund.....	5		299	
County Health Officer.....	3		179	
Total County and District.....	93 cents	85 cents	\$ 5,559	\$ 5,829
High School Teachers.....	15 cents	17 cents	\$ 897	\$ 1,166
High School Maintenance Building.....	5	8	299	549
Elementary Teachers.....	44	40	2,630	2,743
Elementary Maintenance Building.....	11	15	657	1,029
New Building.....	40	40	2,391	2,743
Total Schools.....	\$ 1.15	\$ 1.20	\$ 6,874	\$ 8,230
Municipal General.....	35 cents	35 cents	\$ 2,092	\$ 2,400
Total Municipal.....	35 cents	35 cents	\$ 2,092	\$ 2,400
GRAND TOTAL.....	\$ 2.63	\$ 2.60	\$ 15,720	\$ 17,831

PUTNAM COUNTY—Table No. 10  
WINFIELD MUNICIPALITY, WINFIELD IND. DISTRICT,  
SCOTT DISTRICT

CLASS OF PROPERTY	1920		1921	
	Assessed Value	Assessed Value	Taxes Levied	Taxes Levied
Real Estate.....	\$ 93,615	\$ 102,205	\$ 2,462	\$ 2,187
Personal Property.....	95,979	98,620	2,524	2,110
Public Utility Property.....	417	511	11	11
Total.....	\$ 190,011	\$ 201,336	\$ 4,997	\$ 4,308
PURPOSES	1920		1921	
	Levy on each \$100	Levy on each \$100	Taxes Levied	Taxes Levied
State.....	10 cents	10 cents	\$ 190	\$ 201
State Virginia Debt.....	10	10	190	201
Total State.....	20 cents	20 cents	\$ 380	\$ 402
County, General.....	30 cents	30 cents	\$ 570	\$ 604
Main County Road.....	25	25	475	503
County Road and Bridge.....	10		190	
District Road Bonds.....	45	34	855	685
Memorial Fund.....	5		95	
County Health Officer.....	3		57	
Total County and District.....	\$ 1.18	89 cents	\$ 2,242	\$ 1,792
Elementary Teachers.....	40 cents	40 cents	\$ 760	\$ 805
Elementary Maintenance Building.....	10	10	190	201
School Bonds.....	35	35	665	705
Total Schools.....	85 cents	85 cents	\$ 1,615	\$ 1,711
Municipal General.....	40 cents	20 cents	\$ 760	\$ 403
Total Municipal.....	40 cents	20 cents	\$ 760	\$ 403
GRAND TOTAL.....	\$ 2.63	\$ 2.14	\$ 4,997	\$ 4,308

Winfield Independent District complete includes Tables 7 and 10.

**RECAPITULATION OF PUTNAM COUNTY  
ASSESSED VALUE**

Class of Property	1920			1921		
	Districts	Municipalities	Total	Districts	Municipalities	Total
Real Estate.....	\$ 5,421,224	\$ 433,615	\$ 5,854,849	\$ 5,294,680	\$ 455,800	\$ 5,750,480
Personal Property.....	1,951,200	405,318	2,356,518	1,905,135	500,890	2,406,025
Public Utility Property.....	3,680,118	98,845	3,778,963	3,920,699	98,593	4,019,292
<b>Total.....</b>	<b>\$ 11,052,552</b>	<b>\$ 937,778</b>	<b>\$ 11,990,330</b>	<b>\$ 11,120,514</b>	<b>\$ 1,055,283</b>	<b>\$ 12,175,797</b>

**TAXES LEVIED**

Purposes	1920			1921		
		Municipi-			Municipi-	
State.....	\$ 11,051	\$ 937	\$ 11,988	\$ 11,120	\$ 1,055	\$ 12,175
State Virginia Debt.....	11,054	938	11,992	11,120	1,055	12,175
<b>Total State.....</b>	<b>\$ 22,105</b>	<b>\$ 1,875</b>	<b>\$ 23,980</b>	<b>\$ 22,240</b>	<b>\$ 2,110</b>	<b>\$ 24,350</b>
County, General.....	\$ 33,157	\$ 2,813	\$ 35,970	\$ 33,360	\$ 3,166	\$ 36,526
Main County Road.....	27,632	2,344	29,976	27,801	2,637	30,438
County Road and Bridge..	11,052	938	11,990			
District Road.....	16,579		16,579	16,681		16,681
District Road Bonds.....	26,470	2,051	28,521	21,114	2,743	23,857
Memorial Fund.....	5,526	469	5,995			
County Health Officer....	3,315	281	3,596			
<b>Total County and District.....</b>	<b>\$ 123,731</b>	<b>\$ 8,806</b>	<b>\$ 132,627</b>	<b>\$ 98,956</b>	<b>\$ 8,546</b>	<b>\$ 107,502</b>
High School Teachers....	\$ 3,071	\$ 897	\$ 3,968	\$ 6,395	\$ 1,334	\$ 7,729
High School Maint. Bldg..	1,024	299	1,323	2,211	616	2,827
Elementary Teachers....	43,199	3,990	47,189	44,482	4,221	48,703
Elementary Maint. Bldg..	11,051	997	12,048	14,151	1,482	15,633
New Building.....	25,860	2,541	28,401	21,062	2,911	23,973
School Bonds.....	311	665	976	295	705	1,000
<b>Total Schools.....</b>	<b>\$ 84,516</b>	<b>\$ 9,389</b>	<b>\$ 93,905</b>	<b>\$ 88,596</b>	<b>\$ 11,269</b>	<b>\$ 99,865</b>
Municipal General.....	\$.....	\$ 3,377	\$ 3,377	\$.....	\$ 3,308	\$ 3,308
<b>Total Municipal.....</b>	<b>\$.....</b>	<b>\$ 3,377</b>	<b>\$ 3,377</b>	<b>\$.....</b>	<b>\$ 3,308</b>	<b>\$ 3,308</b>
<b>GRAND TOTAL.....</b>	<b>\$ 230,352</b>	<b>\$ 23,537</b>	<b>\$ 253,889</b>	<b>\$ 209,792</b>	<b>\$ 25,233</b>	<b>\$ 235,025</b>
Total Average Rate of Levy on Each \$100.....	\$ 2.085	\$ 2.51	\$ 2.117	\$ 1.887	\$ 2.391	\$ 1.93
<b>For All Purposes</b>						
On Real Estate.....	\$ 112,629	\$ 10,785	\$ 123,414	\$ 99,058	\$ 10,721	\$ 109,779
On Personal Property.....	40,877	10,164	51,041	35,540	11,965	47,505
On Public Utility Property	76,846	2,588	79,434	75,194	2,547	77,741
<b>Total.....</b>	<b>\$ 230,352</b>	<b>\$ 23,537</b>	<b>\$ 253,889</b>	<b>\$ 209,792</b>	<b>\$ 25,233</b>	<b>\$ 235,025</b>

**RALEIGH COUNTY—Table No. 1**  
**CLEAR FORK DISTRICT**

CLASS OF PROPERTY	1920	1921	1920	1921
	Assessed Value	Assessed Value	Taxes Levied	Taxes Levied
Real Estate.....	\$ 2,968,896	\$ 2,962,097	\$ 63,238	\$ 60,723
Personal Property.....	389,730	563,630	8,301	11,554
Public Utility Property.....	243,798	234,492	5,193	4,807
<b>Total.....</b>	<b>\$ 3,602,424</b>	<b>\$ 3,760,219</b>	<b>\$ 76,732</b>	<b>\$ 77,084</b>
PURPOSES	1920	1921	1920	1921
	Levy on each \$100	Levy on each \$100	Taxes Levied	Taxes Levied
State.....	10 cents	10 cents	\$ 3,602	\$ 3,760
State Virginia Debt.....	10	10	3,603	3,760
<b>Total State.....</b>	<b>20 cents</b>	<b>20 cents</b>	<b>\$ 7,205</b>	<b>\$ 7,520</b>
County, General.....	27 cents	30 cents	\$ 9,726	\$ 11,281
Main County Road.....	25	25	9,006	9,400
County Road and Bridge.....	5	.....	1,801	.....
District Road.....	15	15	5,404	5,640
District Road Bonds.....	44	37	15,851	13,913
<b>Total County and District.....</b>	<b>\$ 1.16</b>	<b>\$ 1.07</b>	<b>\$ 41,788</b>	<b>\$ 40,234</b>
Elementary Teachers.....	50 cents	50 cents	\$ 18,012	\$ 18,801
Elementary Maintenance Building.....	8	8	2,882	3,008
New Building.....	19	20	6,845	7,521
<b>Total Schools.....</b>	<b>77 cents</b>	<b>78 cents</b>	<b>\$ 27,739</b>	<b>\$ 29,330</b>
<b>GRAND TOTAL.....</b>	<b>\$ 2.13</b>	<b>\$ 2.05</b>	<b>\$ 76,732</b>	<b>\$ 77,084</b>

**RALEIGH COUNTY—Table No. 2**  
**MARSH FORK DISTRICT**

CLASS OF PROPERTY	1920	1921	1920	1921
	Assessed Value	Assessed Value	Taxes Levied	Taxes Levied
Real Estate.....	\$ 2,974,360	\$ 3,187,840	\$ 61,569	\$ 64,076
Personal Property.....	539,365	797,475	11,165	16,029
Public Utility Property.....	300,216	340,075	6,215	6,835
<b>Total.....</b>	<b>\$ 3,813,941</b>	<b>\$ 4,325,390</b>	<b>\$ 78,949</b>	<b>\$ 86,940</b>
PURPOSES	1920	1921	1920	1921
	Levy on each \$100	Levy on each \$100	Taxes Levied	Taxes Levied
State.....	10 cents	10 cents	\$ 3,814	\$ 4,325
State Virginia Debt.....	10	10	3,814	4,325
<b>Total State.....</b>	<b>20 cents</b>	<b>20 cents</b>	<b>\$ 7,628</b>	<b>\$ 8,650</b>
County, General.....	27 cents	30 cents	\$ 10,297	\$ 12,976
Main County Road.....	25	25	9,535	10,814
County Road and Bridge.....	5	.....	1,907	.....
District Road.....	15	15	5,721	6,488
District Road Bonds.....	45	36	17,163	15,571
<b>Total County and District.....</b>	<b>\$ 1.17</b>	<b>\$ 1.06</b>	<b>\$ 44,623</b>	<b>\$ 45,849</b>
Elementary Teachers.....	40 cents	40 cents	\$ 15,256	\$ 17,302
Elementary Maintenance Building.....	10	15	3,814	6,488
New Building.....	20	20	7,628	8,651
<b>Total Schools.....</b>	<b>70 cents</b>	<b>75 cents</b>	<b>\$ 26,698</b>	<b>\$ 32,441</b>
<b>GRAND TOTAL.....</b>	<b>\$ 2.07</b>	<b>\$ 2.01</b>	<b>\$ 78,949</b>	<b>\$ 86,940</b>

RALEIGH COUNTY—Table No. 3

RICHMOND DISTRICT

CLASS OF PROPERTY	1920	1921	1920	1921
	Assessed Value	Assessed Value	Taxes Levied	Taxes Levied
Real Estate.....	\$ 1,042,620	\$ 1,162,360	\$ 16,890	\$ 19,179
Personal Property.....	86,830	121,385	1,407	2,003
Public Utility Property.....	542	510	9	8
<b>Total.....</b>	<b>\$ 1,129,992</b>	<b>\$ 1,284,255</b>	<b>\$ 18,306</b>	<b>\$ 21,190</b>
PURPOSES	1920	1921	1920	1921
	Levy on each \$100	Levy on each \$100	Taxes Levied	Taxes Levied
State.....	10 cents	10 cents	\$ 1,130	\$ 1,284
State Virginia Debt.....	10	10	1,130	1,284
<b>Total State.....</b>	<b>20 cents</b>	<b>20 cents</b>	<b>\$ 2,260</b>	<b>\$ 2,568</b>
County, General.....	27 cents	30 cents	\$ 3,051	\$ 3,853
Main County Road.....	25	25	2,825	3,211
County Road and Bridge.....	5	.....	565	.....
District Road.....	15	15	1,695	1,926
<b>Total County and District.....</b>	<b>72 cents</b>	<b>70 cents</b>	<b>\$ 8,136</b>	<b>\$ 8,990</b>
Elementary Teachers.....	40 cents	40 cents	\$ 4,520	\$ 5,137
Elementary Maintenance Building.....	10	15	1,130	1,926
New Building.....	20	20	2,260	2,569
<b>Total Schools.....</b>	<b>70 cents</b>	<b>75 cents</b>	<b>\$ 7,910</b>	<b>\$ 9,632</b>
<b>GRAND TOTAL.....</b>	<b>\$ 1.62</b>	<b>\$ 1.65</b>	<b>\$ 18,306</b>	<b>\$ 21,190</b>

RALEIGH COUNTY—Table No. 4

SHADY SPRINGS DISTRICT

CLASS OF PROPERTY	1920	1921	1920	1921
	Assessed Value	Assessed Value	Taxes Levied	Taxes Levied
Real Estate.....	\$ 3,736,050	\$ 3,729,245	\$ 78,457	\$ 76,450
Personal Property.....	1,294,015	1,481,385	27,174	30,368
Public Utility Property.....	486,006	500,266	10,206	10,256
<b>Total.....</b>	<b>\$ 5,516,071</b>	<b>\$ 5,710,896</b>	<b>\$ 115,837</b>	<b>\$ 117,074</b>
PURPOSES	1920	1921	1920	1921
	Levy on each \$100	Levy on each \$100	Taxes Levied	Taxes Levied
State.....	10 cents	10 cents	\$ 5,516	\$ 5,711
State Virginia Debt.....	10	10	5,516	5,711
<b>Total State.....</b>	<b>20 cents</b>	<b>20 cents</b>	<b>\$ 11,032</b>	<b>\$ 11,422</b>
County, General.....	27 cents	30 cents	\$ 14,894	\$ 17,133
Main County Road.....	25	25	13,790	14,277
County Road and Bridge.....	5	.....	2,758	.....
District Road.....	15	15	8,274	8,566
District Road Bonds.....	30	30	16,548	17,133
<b>Total County and District.....</b>	<b>\$ 1.02</b>	<b>\$ 1.00</b>	<b>\$ 56,264</b>	<b>\$ 57,109</b>
High School Teachers.....	3 cents	9 cents	\$ 1,655	\$ 5,140
High School Maintenance Building.....	.....	1	.....	571
Elementary Teachers.....	55	40	30,338	22,844
Elementary Maintenance Building.....	10	15	5,516	8,566
New Building.....	20	20	11,032	11,422
<b>Total Schools.....</b>	<b>88 cents</b>	<b>85 cents</b>	<b>\$ 48,541</b>	<b>\$ 48,543</b>
<b>GRAND TOTAL.....</b>	<b>\$ 2.10</b>	<b>\$ 2.05</b>	<b>\$ 115,837</b>	<b>\$ 117,074</b>

**RALEIGH COUNTY—Table No. 5  
SLAB FORK DISTRICT**

CLASS OF PROPERTY	1920 Assessed Value	1921 Assessed Value	1920 Taxes Levied	1921 Taxes Levied
Real Estate.....	\$ 5,103,573	\$ 5,288,980	\$ 121,975	\$ 124,291
Personal Property.....	2,084,845	2,467,962	49,828	57,997
Public Utility Property.....	788,690	897,933	18,850	21,102
<b>Total.....</b>	<b>\$ 7,977,108</b>	<b>\$ 8,654,875</b>	<b>\$ 190,653</b>	<b>\$ 203,390</b>
PURPOSES	1920 Levy on each \$100	1921 Levy on each \$100	1920 Taxes Levied	1921 Taxes Levied
State.....	10 cents	10 cents	\$ 7,977	\$ 8,655
State Virginia Debt.....	10	10	7,977	8,655
<b>Total State.....</b>	<b>20 cents</b>	<b>20 cents</b>	<b>\$ 15,954</b>	<b>\$ 17,310</b>
County, General.....	27 cents	30 cents	\$ 21,538	\$ 25,965
Main County Road.....	25	25	19,943	21,637
County Road and Bridge.....	5	.....	3,989	.....
District Road.....	10	15	7,977	12,982
District Road Bonds.....	22	20	17,550	17,310
<b>Total County and District.....</b>	<b>89 cents</b>	<b>90 cents</b>	<b>\$ 70,997</b>	<b>\$ 77,894</b>
High School Teachers.....	5 cents	10 cents	\$ 3,988	\$ 8,655
High School Maintenance Building.....	15	10	11,966	8,655
Elementary Teachers.....	60	60	47,863	51,929
Elementary Maintenance Building.....	10	15	7,977	12,982
New Building.....	40	30	31,908	25,965
<b>Total Schools.....</b>	<b>\$ 1.30</b>	<b>\$ 1.25</b>	<b>\$ 103,702</b>	<b>\$ 108,186</b>
<b>GRAND TOTAL.....</b>	<b>\$ 2.39</b>	<b>\$ 2.35</b>	<b>\$ 190,653</b>	<b>\$ 203,390</b>

**RALEIGH COUNTY—Table No. 6  
TOWN DISTRICT—(Outside of Beckley, Mabscott and Sophia Municipalities)**

CLASS OF PROPERTY	1920 Assessed Value	1921 Assessed Value	1920 Taxes Levied	1921 Taxes Levied
Real Estate.....	\$ 4,318,193	\$ 4,629,649	\$ 117,887	\$ 118,982
Personal Property.....	1,757,115	2,179,100	47,969	56,003
Public Utility Property.....	1,204,724	1,305,712	32,888	33,556
<b>Total.....</b>	<b>\$ 7,280,032</b>	<b>\$ 8,114,461</b>	<b>\$ 198,744</b>	<b>\$ 208,541</b>
PURPOSES	1920 Levy on each \$100	1921 Levy on each \$100	1920 Taxes Levied	1921 Taxes Levied
State.....	10 cents	10 cents	\$ 7,280	\$ 8,114
State Virginia Debt.....	10	10	7,280	8,114
<b>Total State.....</b>	<b>20 cents</b>	<b>20 cents</b>	<b>\$ 14,560</b>	<b>\$ 16,228</b>
County, General.....	27 cents	30 cents	\$ 19,656	\$ 24,343
Main County Road.....	25	25	18,200	20,286
County Road and Bridge.....	5	.....	3,640	.....
District Road.....	15	15	10,920	12,172
District Road Bonds.....	21	18	15,288	14,606
<b>Total County and District.....</b>	<b>93 cents</b>	<b>88 cents</b>	<b>\$ 67,704</b>	<b>\$ 71,407</b>
High School Teachers.....	15 cents	30 cents	\$ 10,920	\$ 24,343
High School Maintenance Building.....	15	9	10,920	7,303
Elementary Teachers.....	60	60	43,680	48,687
Elementary Maintenance Building.....	10	15	7,280	12,172
New Building.....	30	35	21,840	28,401
Additional Fund.....	30	.....	21,840	.....
<b>Total Schools.....</b>	<b>\$ 1.60</b>	<b>\$ 1.49</b>	<b>\$ 116,480</b>	<b>\$ 120,906</b>
<b>GRAND TOTAL.....</b>	<b>\$ 2.73</b>	<b>\$ 2.57</b>	<b>\$ 198,744</b>	<b>\$ 208,541</b>

Town District complete includes Tables 6, 8, 10 and 11.

**RALEIGH COUNTY—Table No. 7**  
**TRAP HILL DISTRICT—(Outside of Lester Municipality)**

CLASS OF PROPERTY	1920		1921	
	Assessed Value	Assessed Value	Taxes Levied	Taxes Levied
Real Estate.....	\$ 1,747,569	\$ 1,868,920	\$ 38,447	\$ 38,687
Personal Property.....	604,610	687,400	13,301	14,229
Public Utility Property.....	876,622	998,212	19,286	20,663
<b>Total.....</b>	<b>\$ 3,228,801</b>	<b>\$ 3,554,532</b>	<b>\$ 71,034</b>	<b>\$ 73,579</b>
PURPOSES	1920		1921	
	Levy on each \$100	Levy on each \$100	Taxes Levied	Taxes Levied
State.....	10 cents	10 cents	\$ 3,229	\$ 3,555
State Virginia Debt.....	10	10	3,229	3,555
<b>Total State.....</b>	<b>20 cents</b>	<b>20 cents</b>	<b>\$ 6,458</b>	<b>\$ 7,110</b>
County, General.....	27 cents	30 cents	\$ 8,718	\$ 10,664
Main County Road.....	25	25	8,072	8,886
County Road and Bridge.....	5		1,614	
District Road.....	10	15	3,229	5,332
District Road Bonds.....	33	32	10,655	11,374
<b>Total County and District.....</b>	<b>\$ 1.00</b>	<b>\$ 1.02</b>	<b>\$ 32,288</b>	<b>\$ 36,256</b>
High School Teachers.....	cents	10 cents		\$ 3,554
Elementary Teachers.....	60	40	19,373	14,218
Elementary Maintenance Building.....	10	15	3,229	5,332
New Building.....	30	20	9,686	7,109
<b>Total Schools.....</b>	<b>\$ 1.00</b>	<b>85 cents</b>	<b>\$ 32,288</b>	<b>\$ 30,213</b>
<b>GRAND TOTAL.....</b>	<b>\$ 2.20</b>	<b>\$ 2.07</b>	<b>\$ 71,034</b>	<b>\$ 73,579</b>

Trap Hill District complete includes Tables 7 and 9.

**RALEIGH COUNTY—Table No. 8**  
**BECKLEY MUNICIPALITY, TOWN DISTRICT**

CLASS OF PROPERTY	1920		1921	
	Assessed Value	Assessed Value	Taxes Levied	Taxes Levied
Real Estate.....	\$ 2,083,765	\$ 3,221,170	\$ 68,348	\$ 100,501
Personal Property.....	1,201,873	1,638,680	39,421	51,127
Public Utility Property.....	222,532	167,226	7,299	5,217
<b>Total.....</b>	<b>\$ 3,508,170</b>	<b>\$ 5,027,076</b>	<b>\$ 115,068</b>	<b>\$ 156,845</b>
PURPOSES	1920		1921	
	Levy on each \$100	Levy on each \$100	Taxes Levied	Taxes Levied
State.....	.10 cents	.10 cents	\$ 3,508	\$ 5,027
State Virginia Debt.....	.10	.10	3,508	5,027
<b>Total State.....</b>	<b>.20 cents</b>	<b>.20 cents</b>	<b>\$ 7,016</b>	<b>\$ 10,054</b>
County, General.....	.27 cents	.30 cents	\$ 9,472	\$ 15,081
Main County Road.....	.25	.25	8,771	12,568
County Road and Bridge.....	.05		1,754	
District Road Bonds.....	.21	.18	7,367	9,049
<b>Total County and District.....</b>	<b>.78 cents</b>	<b>.73 cents</b>	<b>\$ 27,364</b>	<b>\$ 36,698</b>
High School Teachers.....	.15 cents	.30 cents	\$ 5,262	\$ 15,081
High School Maint. Bldg.....	.15	.09	5,263	4,524
Elementary Teachers.....	.60	.60	21,049	30,163
Elementary Maint. Building.....	.10	.15	3,508	7,541
New Building.....	.30	.35	10,525	17,595
Sub-District Extension.....	.10		3,508	
Additional Fund.....	.30		10,524	
<b>Total Schools.....</b>	<b>\$ 1.70</b>	<b>\$ 1.49</b>	<b>\$ 59,639</b>	<b>\$ 74,904</b>
Municipal, General.....	.60 cents	.50 cents	\$ 21,049	\$ 25,135
Municipal Bonds.....		.20		10,054
<b>Total Municipal.....</b>	<b>.60 cents</b>	<b>.70 cents</b>	<b>\$ 21,049</b>	<b>\$ 35,189</b>
<b>GRAND TOTAL.....</b>	<b>\$ 3.28</b>	<b>\$ 3.12</b>	<b>\$ 115,068</b>	<b>\$ 156,845</b>

**RALEIGH COUNTY—Table No. 9**  
**LESTER MUNICIPALITY, TRAP HILL DISTRICT**

CLASS OF PROPERTY	1920	1921	1920	1921
	Assessed Value	Assessed Value	Taxes Levied	Taxes Levied
Real Estate.....	\$ 171,245	\$ 169,670	\$ 4,195	\$ 4,021
Personal Property.....	55,700	71,370	1,365	1,691
Public Utility Property.....	65,679	66,475	1,609	1,576
<b>Total.....</b>	<b>\$ 292,624</b>	<b>\$ 307,515</b>	<b>\$ 7,169</b>	<b>\$ 7,288</b>
PURPOSES	1920	1921	1920	1921
	Levy on each \$100	Levy on each \$100	Taxes Levied	Taxes Levied
State.....	.10 cents	.10 cents	\$ 292	\$ 308
State Virginia Debt.....	.10	.10	293	308
<b>Total State.....</b>	<b>.20 cents</b>	<b>20 cents</b>	<b>\$ 585</b>	<b>\$ 616</b>
County, General.....	.27 cents	.30 cents	\$ 790	\$ 922
Main County Road.....	.25	.25	732	769
County Road and Bridge.....	.05	.....	146	.....
District Road Bonds.....	.33	.32	966	984
<b>Total County and District.....</b>	<b>.90 cents</b>	<b>.87 cents</b>	<b>\$ 2,634</b>	<b>\$ 2,675</b>
High School Teachers.....	.....	.10 cents	\$.....	\$ 308
Elementary Teachers.....	.60 cents	.40	1,756	1,230
Elementary Maint. Building.....	.10	.15	292	461
New Building.....	.30	.20	878	615
<b>Total Schools.....</b>	<b>\$ 1.00</b>	<b>.85 cents</b>	<b>\$ 2,926</b>	<b>\$ 2,614</b>
Municipal, General.....	.35 cents	.45 cents	\$ 1,024	\$ 1,383
<b>Total Municipal.....</b>	<b>.35 cents</b>	<b>.45 cents</b>	<b>\$ 1,024</b>	<b>\$ 1,383</b>
<b>GRAND TOTAL.....</b>	<b>\$ 2.45</b>	<b>\$ 2.37</b>	<b>\$ 7,169</b>	<b>\$ 7,288</b>

**RALEIGH COUNTY—Table No. 10**  
**MABSCOTT MUNICIPALITY, TOWN DISTRICT**

CLASS OF PROPERTY	1920	1921	1920	1921
	Assessed Value	Assessed Value	Taxes Levied	Taxes Levied
Real Estate.....	\$ 265,990	\$ 285,490	\$ 9,124	\$ 9,393
Personal Property.....	594,336	573,285	20,386	18,861
Public Utility Property.....	30,448	100,763	1,044	3,315
<b>Total.....</b>	<b>\$ 890,774</b>	<b>\$ 959,538</b>	<b>\$ 30,554</b>	<b>\$ 31,569</b>
PURPOSES	1920	1921	1920	1921
	Levy on each \$100	Levy on each \$100	Taxes Levied	Taxes Levied
State.....	.10 cents	.10 cents	\$ 891	\$ 960
State Virginia Debt.....	.10	.10	891	960
<b>Total State.....</b>	<b>.20 cents</b>	<b>.20 cents</b>	<b>\$ 1,782</b>	<b>\$ 1,920</b>
County, General.....	.27 cents	.30 cents	\$ 2,405	\$ 2,879
Main County Road.....	.25	.25	2,227	2,399
County Road and Bridge.....	.05	.....	445	.....
District Road Bonds.....	.21	.18	1,871	1,727
<b>Total County and District.....</b>	<b>.78 cents</b>	<b>.73 cents</b>	<b>\$ 6,948</b>	<b>\$ 7,005</b>
High School Teachers.....	.15 cents	.30 cents	\$ 1,336	\$ 2,878
High School Maint. Bldg.....	.15	.09	1,336	864
Elementary Teachers.....	.60	.72	5,345	6,909
Elementary Maint. Building.....	.10	.15	891	1,439
New Building.....	.30	.35	2,672	3,358
Sub-District Extension.....	.10	.....	891	.....
Additional Fund.....	.30	.....	2,672	.....
<b>Total Schools.....</b>	<b>\$ 1.70</b>	<b>\$ 1.61</b>	<b>\$ 15,143</b>	<b>\$ 15,448</b>
Municipal, General.....	.35 cents	.35 cents	\$ 3,118	\$ 3,358
Municipal Bonds.....	.40	.40	3,563	3,838
<b>Total Municipal.....</b>	<b>.75 cents</b>	<b>.75 cents</b>	<b>\$ 6,681</b>	<b>\$ 7,196</b>
<b>GRAND TOTAL.....</b>	<b>\$ 3.43</b>	<b>\$ 3.29</b>	<b>\$ 30,554</b>	<b>\$ 31,569</b>



**RALEIGH COUNTY—Table No. 11**  
**SOPHIA MUNICIPALITY, TOWN DISTRICT**

CLASS OF PROPERTY	1920 Assessed Value	1921 Assessed Value	1920 Taxes Levied	1921 Taxes Levied
Real Estate.....	\$ 62,875	\$ 65,620	\$ 1,874	\$ 1,851
Personal Property.....	52,760	54,095	1,572	1,525
Public Utility Property.....	12,535	13,766	373	388
<b>Total.....</b>	<b>\$ 128,170</b>	<b>\$ 133,481</b>	<b>\$ 3,819</b>	<b>\$ 3,764</b>
PURPOSES	1920 Levy on each \$100	1921 Levy on each \$100	1920 Taxes Levied	1921 Taxes Levied
State.....	.10 cents	.10 cents	\$ 128	\$ 133
State Virginia Debt.....	.10	.10	128	133
<b>Total State.....</b>	<b>.20 cents</b>	<b>.20 cents</b>	<b>\$ 256</b>	<b>\$ 266</b>
County, General.....	.27 cents	.30 cents	\$ 346	\$ 401
Main County Road.....	.25	.25	320	334
County Road and Bridge.....	.05	.....	64	.....
District Road Bonds.....	.21	.18	269	240
<b>Total County and District.....</b>	<b>.78 cents</b>	<b>.73 cents</b>	<b>\$ 999</b>	<b>\$ 975</b>
High School Teachers.....	.15 cents	.30 cents	\$ 192	\$ 401
High School Maint. Bldg.....	.15	.09	193	120
Elementary Teachers.....	.60	.60	769	801
Elementary Maint. Building.....	.10	.15	128	200
New Building.....	.30	.35	385	467
Additional Fund.....	.30	.....	384	.....
<b>Total Schools.....</b>	<b>\$ .160</b>	<b>\$ 1.49</b>	<b>\$ 2,051</b>	<b>\$ 1,989</b>
Municipal.....	.40 cents	.40 cents	\$ 513	\$ 534
<b>Total Municipal.....</b>	<b>.40 cents</b>	<b>.40 cents</b>	<b>\$ 513</b>	<b>\$ 534</b>
<b>GRAND TOTAL.....</b>	<b>\$ 2.98</b>	<b>\$ 2.82</b>	<b>\$ 3,819</b>	<b>\$ 3,764</b>

**RECAPITULATION OF RALEIGH COUNTY  
ASSESSED VALUE**

Class of Property	1920			1921		
	Districts	Municipalities	Total	Districts	Municipalities	Total
Real Estate .....	\$ 21,891,261	\$ 2,583,875	\$ 24,475,136	\$ 22,829,091	\$ 3,741,950	\$ 26,571,041
Personal Property .....	6,756,510	1,904,669	8,661,179	8,298,337	2,337,430	10,635,767
Public Utility Property .....	3,900,598	331,194	4,231,792	4,277,200	348,230	4,625,430
<b>Total .....</b>	<b>\$ 32,548,369</b>	<b>\$ 4,819,738</b>	<b>\$ 37,368,107</b>	<b>\$ 35,404,628</b>	<b>\$ 6,427,610</b>	<b>\$ 41,832,238</b>

**TAXES LEVIED**

Purposes	1920			1921		
	Districts	Municipalities	Total	Districts	Municipalities	Total
State .....	\$ 32,548	\$ 4,819	\$ 37,367	\$ 35,404	\$ 6,428	\$ 41,832
State Virginia Debt .....	32,549	4,820	37,369	35,404	6,428	41,832
<b>Total State .....</b>	<b>\$ 65,097</b>	<b>\$ 9,639</b>	<b>\$ 74,736</b>	<b>\$ 70,808</b>	<b>\$ 12,856</b>	<b>\$ 83,664</b>
County, General .....	\$ 87,880	\$ 13,013	\$ 100,893	\$ 106,215	\$ 19,283	\$ 125,498
Main County Road .....	81,371	12,050	93,421	88,511	16,070	104,581
County Road and Bridge .....	16,274	2,409	18,683	.....	.....	.....
District Road .....	43,220	.....	43,220	53,106	.....	53,106
District Road Bonds .....	93,055	10,473	103,528	89,907	12,000	101,907
<b>Total County and District .....</b>	<b>\$ 321,800</b>	<b>\$ 37,945</b>	<b>\$ 359,745</b>	<b>\$ 337,739</b>	<b>\$ 47,353</b>	<b>\$ 385,092</b>
High School Teachers .....	\$ 16,563	\$ 6,790	\$ 23,353	\$ 41,692	\$ 18,668	\$ 60,360
High School Maint. Bldg. ....	22,886	6,792	29,678	16,529	5,508	22,037
Elementary Teachers .....	179,042	28,919	207,961	178,918	39,103	218,021
Elementary Maint. Bldg. ....	31,828	4,819	36,647	50,474	9,641	60,115
New Building .....	91,199	14,460	105,659	91,638	22,035	113,673
Sub-District Extension .....	.....	4,399	4,399	.....	.....	.....
Additional Fund .....	21,840	13,580	35,420	.....	.....	.....
<b>Total Schools .....</b>	<b>\$ 363,358</b>	<b>\$ 79,759</b>	<b>\$ 443,117</b>	<b>\$ 379,251</b>	<b>\$ 94,955</b>	<b>\$ 474,206</b>
Municipal General .....	.....	\$ 25,704	\$ 25,704	.....	\$ 30,410	\$ 30,410
Municipal Bonds .....	.....	3,563	3,563	.....	13,892	13,892
<b>Total Municipal .....</b>	<b>.....</b>	<b>\$ 29,267</b>	<b>\$ 29,267</b>	<b>.....</b>	<b>\$ 44,302</b>	<b>\$ 44,302</b>
<b>GRAND TOTAL .....</b>	<b>\$ 750,255</b>	<b>\$ 156,610</b>	<b>\$ 906,865</b>	<b>\$ 787,798</b>	<b>\$ 199,466</b>	<b>\$ 987,264</b>
<b>Total Average Rate of Levy on each \$100. ....</b>	<b>\$ 2.305</b>	<b>\$ 3.249</b>	<b>\$ 2.427</b>	<b>\$ 2.225</b>	<b>\$ 3.103</b>	<b>\$ 2.36</b>
<b>For All Purposes</b>						
On Real Estate .....	\$ 498,463	\$ 83,541	\$ 582,004	\$ 502,388	\$ 115,766	\$ 618,154
On Personal Property .....	159,145	62,744	221,889	188,183	73,204	261,387
On Public Utility Property .....	92,647	10,325	102,972	97,227	10,496	107,723
<b>Total .....</b>	<b>\$ 750,255</b>	<b>\$ 156,610</b>	<b>\$ 906,865</b>	<b>\$ 787,798</b>	<b>\$ 199,466</b>	<b>\$ 987,264</b>

## RANDOLPH COUNTY—Table No. 1

## BEVERLY DISTRICT—(Outside of Beverly Municipality)

CLASS OF PROPERTY	1920		1921	
	Assessed Value	Assessed Value	Taxes Levied	Taxes Levied
Real Estate.....	\$ 639,715	\$ 668,475	\$ 14,713	\$ 14,640
Personal Property.....	522,900	415,915	12,027	9,108
Public Utility Property.....	428,933	403,936	9,866	8,846
Total.....	\$ 1,591,548	\$ 1,488,326	\$ 36,606	\$ 32,594
PURPOSES	1920		1921	
	Levy on each \$100	Levy on each \$100	Taxes Levied	Taxes Levied
State.....	.10 cents	.10 cents	\$ 1,591	\$ 1,488
State Virginia Debt.....	.10	.10	1,592	1,488
Total State.....	.20 cents	.20 cents	\$ 3,183	\$ 2,976
County, General.....	.25 cents	.30 cents	\$ 3,979	\$ 4,465
Main County Road.....	.25	.25	3,979	3,721
County Road and Bridge.....	.10	.....	1,592	.....
District Road.....	.15	.15	2,387	2,233
District Road Bonds.....	.40	.40	6,366	5,953
Total County and District.....	\$ 1.15	\$ 1.10	\$ 18,303	\$ 16,372
High School Teachers.....	.18	.14	\$ 2,865	\$ 2,084
High School Maint. Bldg.....	.07	.....	1,114	.....
Elementary Teachers.....	.40	.40	6,366	5,953
Elementary Maint. Building.....	.10	.15	1,592	2,232
New Building.....	.20	.20	3,183	2,977
Total Schools.....	.95 cents	.89 cents	\$ 15,120	\$ 13,246
GRAND TOTAL.....	\$ 2.30	\$ 2.19	\$ 36,606	\$ 32,594

Beverly District complete includes Tables 1 and 11.

## RANDOLPH COUNTY—Table No. 2

## DRY FORK DISTRICT—(Outside of Whitmer Municipality)

CLASS OF PROPERTY	1920		1921	
	Assessed Value	Assessed Value	Taxes Levied	Taxes Levied
Real Estate.....	\$ 1,434,780	\$ 1,409,100	\$ 21,378	\$ 21,559
Personal Property.....	769,505	668,770	11,466	10,232
Public Utility Property.....	225,914	214,880	3,366	3,288
Total.....	\$ 2,430,199	\$ 2,292,750	\$ 36,210	\$ 35,079
PURPOSES	1920		1921	
	Levy on each \$100	Levy on each \$100	Taxes Levied	Taxes Levied
State.....	.10 cents	.10 cents	\$ 2,430	\$ 2,293
State Virginia Debt.....	.10	.10	2,430	2,293
Total State.....	.20 cents	.20 cents	\$ 4,860	\$ 4,586
County, General.....	.25 cents	.30 cents	\$ 6,075	\$ 6,878
Main County Road.....	.25	.25	6,076	5,732
County Road and Bridge.....	.10	.....	2,430	.....
District Road.....	.15	.15	3,646	3,439
Total County and District.....	.75 cents	.70 cents	\$ 18,227	\$ 16,049
High School Teachers.....	.....	.02 cents	.....	\$ 458
Elementary Teachers.....	.40 cents	.40	\$ 9,721	\$ 9,171
Elementary Maint. Building.....	.10	.15	2,430	3,439
New Building.....	.04	.06	972	1,376
Total Schools.....	.54 cents	.63 cents	\$ 13,123	\$ 14,444
GRAND TOTAL.....	\$ 1.49	\$ 1.53	\$ 36,210	\$ 35,079

Dry Fork District complete includes Tables 2 and 18.

**RANDOLPH COUNTY—Table No. 3**  
**HUTTONSVILLE DISTRICT—(Outside of Huttonsville and Mill Creek Municipalities)**

CLASS OF PROPERTY	1920	1921	1920	1921
	Assessed Value	Assessed Value	Taxes Levied	Taxes Levied
Real Estate.....	\$ 617,215	\$ 681,960	\$ 12,221	\$ 15,685
Personal Property.....	289,355	309,630	5,729	7,121
Public Utility Property.....	209,878	100,826	4,156	2,319
<b>Total.....</b>	<b>\$ 1,116,448</b>	<b>\$ 1,092,416</b>	<b>\$ 22,106</b>	<b>\$ 25,125</b>
PURPOSES	1920	1921	1920	1921
	Levy on each \$100	Levy on each \$100	Taxes Levied	Taxes Levied
State.....	.10 cents	.10 cents	\$ 1,116	\$ 1,092
State Virginia Debt.....	.10	.10	1,117	1,092
<b>Total State.....</b>	<b>.20 cents</b>	<b>.20 cents</b>	<b>\$ 2,233</b>	<b>\$ 2,184</b>
County, General.....	.25 cents	.30 cents	\$ 2,791	\$ 3,277
Main County Road.....	.25	.25	2,791	2,731
County Road and Bridge.....	.10		1,116	
District Road.....	.15	.15	1,675	1,639
District Road Bonds.....	.18		2,010	
<b>Total County and District.....</b>	<b>.93 cents</b>	<b>.70 cents</b>	<b>\$ 10,383</b>	<b>\$ 7,647</b>
High School Teachers.....	.12 cents	.25 cents	\$ 1,340	\$ 2,731
High School Maint. Bldg.....	.03	.12	335	1,311
Elementary Teachers.....	.40	.40	4,466	4,370
Elementary Maint. Building.....	.10	.15	1,116	1,639
New Building.....	.20	.40	2,233	4,369
School Bonds.....		.08		874
<b>Total Schools.....</b>	<b>.85 cents</b>	<b>\$ 1.40</b>	<b>\$ 9,490</b>	<b>\$ 15,294</b>
<b>GRAND TOTAL.....</b>	<b>\$ 1.98</b>	<b>\$ 2.30</b>	<b>\$ 22,106</b>	<b>\$ 25,125</b>

Huttonsville District complete includes Tables 3, 15 and 16.

**RANDOLPH COUNTY—Table No. 4**  
**LEADSVILLE DISTRICT—(Outside of Harding and Elkins Municipalities)**

CLASS OF PROPERTY	1920	1921	1920	1921
	Assessed Value	Assessed Value	Taxes Levied	Taxes Levied
Real Estate.....	\$ 803,865	\$ 817,025	\$ 15,273	\$ 14,625
Personal Property.....	291,030	291,245	5,530	5,213
Public Utility Property.....	717,328	684,468	13,629	12,252
<b>Total.....</b>	<b>\$ 1,812,223</b>	<b>\$ 1,792,738</b>	<b>\$ 34,432</b>	<b>\$ 32,090</b>
PURPOSES	1920	1921	1920	1921
	Levy on each \$100	Levy on each \$100	Taxes Levied	Taxes Levied
State.....	10 cents	10 cents	\$ 1,812	\$ 1,793
State Virginia Debt.....	10	10	1,812	1,793
<b>Total State.....</b>	<b>20 cents</b>	<b>20 cents</b>	<b>\$ 3,624</b>	<b>\$ 3,586</b>
County, General.....	25 cents	30 cents	\$ 4,531	\$ 5,378
Main County Road.....	25	25	4,531	4,482
County Road and Bridge.....	10		1,812	
District Road.....	15	15	2,718	2,689
District Road Bonds.....	20	20	3,624	3,585
<b>Total County and District.....</b>	<b>95 cents</b>	<b>90 cents</b>	<b>\$ 17,216</b>	<b>\$ 16,134</b>
High School Teachers.....	5 cents	5 cents	\$ 906	\$ 896
Elementary Teachers.....	40	40	7,249	7,171
Elementary Maintenance Building.....	10	12	1,812	2,152
New Building.....	20	12	3,625	2,151
<b>Total Schools.....</b>	<b>75 cents</b>	<b>69 cents</b>	<b>\$ 13,592</b>	<b>\$ 12,370</b>
<b>GRAND TOTAL.....</b>	<b>\$ 1.90</b>	<b>\$ 1.79</b>	<b>\$ 34,432</b>	<b>\$ 32,090</b>

Leadsville District complete includes Tables 4, 10, 12 and 13.

**RANDOLPH COUNTY—Table No. 5**  
**MIDDLE FORK DISTRICT**

CLASS OF PROPERTY	1920 Assessed Value	1921 Assessed Value	1920 Taxes Levied	1921 Taxes Levied
Real Estate.....	\$ 1,889,750	\$ 1,921,285	\$ 27,401	\$ 29,780
Personal Property.....	486,150	670,495	7,049	10,393
Public Utility Property.....	239,079	232,190	3,467	3,599
<b>Total.....</b>	<b>\$ 2,614,979</b>	<b>\$ 2,823,970</b>	<b>\$ 37,917</b>	<b>\$ 43,772</b>
PURPOSES	1920 Levy on each \$100	1921 Levy on each \$100	1920 Taxes Levied	1921 Taxes Levied
State.....	10 cents	10 cents	\$ 2,615	\$ 2,824
State Virginia Debt.....	10	10	2,615	2,824
<b>Total State.....</b>	<b>20 cents</b>	<b>20 cents</b>	<b>\$ 5,230</b>	<b>\$ 5,648</b>
County, General.....	25 cents	30 cents	\$ 6,537	\$ 8,472
Main County Road.....	25	25	6,538	7,060
County Road and Bridge.....	10		2,615	
District Road.....	15	15	3,922	4,236
<b>Total County and District.....</b>	<b>75 cents</b>	<b>70 cents</b>	<b>\$ 19,612</b>	<b>\$ 19,768</b>
High School Teachers.....	cents	5 cents	\$.....	\$ 1,412
Elementary Teachers.....	40	40	10,460	11,296
Elementary Maintenance Building.....	10	7	2,615	1,977
New Building.....		13		3,671
<b>Total Schools.....</b>	<b>50 cents</b>	<b>65 cents</b>	<b>\$ 13,075</b>	<b>\$ 18,356</b>
<b>GRAND TOTAL.....</b>	<b>\$ 1.45</b>	<b>\$ 1.55</b>	<b>\$ 37,917</b>	<b>\$ 43,772</b>

**RANDOLPH COUNTY—Table No. 6**  
**MINGO DISTRICT**

CLASS OF PROPERTY	1920 Assessed Value	1921 Assessed Value	1920 Taxes Levied	1921 Taxes Levied
Real Estate.....	\$ 1,506,240	\$ 1,547,195	\$ 23,347	\$ 22,744
Personal Property.....	307,100	296,525	4,760	4,359
Public Utility Property.....	81,943	25,024	1,270	368
<b>Total.....</b>	<b>\$ 1,895,283</b>	<b>\$ 1,868,744</b>	<b>\$ 29,377</b>	<b>\$ 27,471</b>
PURPOSES	1920 Levy on each \$100	1921 Levy on each \$100	1920 Taxes Levied	1921 Taxes Levied
State.....	10 cents	10 cents	\$ 1,895	\$ 1,869
State Virginia Debt.....	10	10	1,896	1,869
<b>Total State.....</b>	<b>20 cents</b>	<b>20 cents</b>	<b>\$ 3,791</b>	<b>\$ 3,738</b>
County, General.....	25 cents	30 cents	\$ 4,738	\$ 5,606
Main County Road.....	25	25	4,738	4,672
County Road and Bridge.....	10		1,896	
District Road.....	15	15	2,843	2,803
<b>Total County and District.....</b>	<b>75 cents</b>	<b>70 cents</b>	<b>\$ 14,215</b>	<b>\$ 13,081</b>
High School Teachers.....	cents	2 cents	\$.....	\$ 374
Elementary Teachers.....	40	40	7,581	7,475
Elementary Maintenance Building.....	10	7	1,895	1,308
New Building.....	10	8	1,895	1,495
<b>Total Schools.....</b>	<b>60 cents</b>	<b>57 cents</b>	<b>\$ 11,371</b>	<b>\$ 10,652</b>
<b>GRAND TOTAL.....</b>	<b>\$ 1.55</b>	<b>\$ 1.47</b>	<b>\$ 29,377</b>	<b>\$ 27,471</b>

## RANDOLPH COUNTY—Table No. 7

## NEW INTEREST DISTRICT—(Outside of Montrose Municipality)

CLASS OF PROPERTY	1920 Assessed Value	1921 Assessed Value	1920 Taxes Levied	1921 Taxes Levied
Real Estate.....	\$ 355,660	\$ 354,045	\$ 5,228	\$ 5,948
Personal Property.....	143,195	182,475	2,105	3,066
Public Utility Property.....	254,776	241,750	3,745	4,061
Total.....	\$ 753,631	\$ 778,270	\$ 11,078	\$ 13,075
PURPOSES	1920 Levy on each \$100	1921 Levy on each \$100	1920 Taxes Levied	1921 Taxes Levied
State.....	10 cents	10 cents	\$ 754	\$ 778
State Virginia Debt.....	10	10	753	778
Total State.....	20 cents	20 cents	\$ 1,507	\$ 1,556
County, General.....	25 cents	30 cents	\$ 1,884	\$ 2,335
Main County Road.....	25	25	1,884	1,946
County Road and Bridge.....	10	.....	754	.....
District Road.....	15	15	1,130	1,167
Total County and District.....	75 cents	70 cents	\$ 5,652	\$ 5,448
High School Teachers.....	2 cents	6 cents	\$ 151	\$ 467
Elementary Teachers.....	40	40	3,015	3,113
Elementary Maintenance Building.....	10	15	753	1,168
New Building.....	.....	17	.....	1,323
Total Schools.....	52 cents	78 cents	\$ 3,919	\$ 6,071
GRAND TOTAL.....	\$ 1.47	\$ 1.68	\$ 11,078	\$ 13,075

New Interest District complete includes Tables 7 and 17.

## RANDOLPH COUNTY—Table No. 8

## ROARING CREEK DISTRICT—(Outside of Harding and Womelsdorf Municipalities)

CLASS OF PROPERTY	1920 Assessed Value	1921 Assessed Value	1920 Taxes Levied	1921 Taxes Levied
Real Estate.....	\$ 1,181,510	\$ 1,193,185	\$ 23,866	\$ 22,909
Personal Property.....	367,815	458,690	7,430	8,807
Public Utility Property.....	400,812	400,628	8,097	7,692
Total.....	\$ 1,950,137	\$ 2,052,503	\$ 39,393	\$ 39,408
PURPOSES	1920 Levy on each \$100	1921 Levy on each \$100	1920 Taxes Levied	1921 Taxes Levied
State.....	10 cents	10 cents	\$ 1,950	\$ 2,053
State Virginia Debt.....	10	10	1,950	2,053
Total State.....	20 cents	20 cents	\$ 3,900	\$ 4,106
County, General.....	25 cents	30 cents	\$ 4,875	\$ 6,157
Main County Road.....	25	25	4,875	5,131
County Road and Bridge.....	10	.....	1,950	.....
District Road.....	15	15	2,925	3,079
District Road Bonds.....	40	40	7,801	8,210
Total County and District.....	\$ 1.15	\$ 1.10	\$ 22,427	\$ 22,577
High School Teachers.....	2 cents	2 cents	\$ 390	\$ 410
Elementary Teachers.....	40	40	7,801	8,210
Elementary Maintenance Building.....	10	15	1,950	3,079
New Building.....	15	5	2,925	1,026
Total Schools.....	67 cents	62 cents	\$ 13,066	\$ 12,725
GRAND TOTAL.....	\$ 2.02	\$ 1.92	\$ 39,393	\$ 39,408

Roaring Creek District complete includes Tables 8, 14 and 19.

## RANDOLPH COUNTY—Table No. 9

## VALLEY BEND DISTRICT

CLASS OF PROPERTY	1920 Assessed Value	1921 Assessed Value	1920 Taxes Levied	1921 Taxes Levied
Real Estate.....	\$ 526,900	\$ 474,625	\$ 8,062	\$ 6,977
Personal Property.....	238,995	228,795	3,657	3,363
Public Utility Property.....	480,970	304,351	7,358	4,474
Total.....	\$ 1,246,865	\$ 1,007,771	\$ 19,077	\$ 14,814
PURPOSES	1920 Levy on each \$100	1921 Levy on each \$100	1920 Taxes Levied	1921 Taxes Levied
State.....	10 cents	10 cents	\$ 1,247	\$ 1,008
State Virginia Debt.....	10	10	1,247	1,008
Total State.....	20 cents	20 cents	\$ 2,494	\$ 2,016
County, General.....	25 cents	30 cents	\$ 3,117	\$ 3,023
Main County Road.....	25	25	3,117	2,519
County Road and Bridge.....	10		1,247	
District Road.....	15	15	1,870	1,512
Total County and District.....	75 cents	70 cents	\$ 9,351	\$ 7,054
High School Teachers.....	6 cents	4 cents	\$ 748	\$ 403
Elementary Teachers.....	40	40	4,987	4,031
Elementary Maintenance Building.....	10	10	1,247	1,008
New Building.....	2	3	250	302
Total Schools.....	58 cents	57 cents	\$ 7,232	\$ 5,744
GRAND TOTAL.....	\$ 1.53	\$ 1.47	\$ 19,077	\$ 14,814

## RANDOLPH COUNTY—Table No. 10

## ELKINS IND. DISTRICT, LEADSVILLE DISTRICT—(Outside of Elkins Municipality)

CLASS OF PROPERTY	1920 Assessed Value	1921 Assessed Value	1920 Taxes Levied	1921 Taxes Levied
Real Estate.....	\$ 112,540	\$ 97,810	\$ 3,061	\$ 2,543
Personal Property.....	28,165	19,355	766	503
Public Utility Property.....				
Total.....	\$ 140,705	\$ 117,165	\$ 3,827	\$ 3,046
PURPOSES	1920 Levy on each \$100	1921 Levy on each \$100	1920 Taxes Levied	1921 Taxes Levied
State.....	10 cents	10 cents	\$ 141	\$ 117
State Virginia Debt.....	10	10	140	117
Total State.....	20 cents	20 cents	\$ 281	\$ 234
County, General.....	25 cents	30 cents	\$ 352	\$ 351
Main County Road.....	25	25	352	293
County Road and Bridge.....	10		141	
District Road.....	15	15	211	176
District Road Bonds.....	20	20	281	234
Total County and District.....	95 cents	90 cents	\$ 1,337	\$ 1,054
High School Teachers.....	40 cents	35 cents	\$ 563	\$ 410
High School Maintenance Building.....	10	8	141	94
Elementary Teachers.....	60	65	844	762
Elementary Maintenance Building.....	24	15	338	176
New Building.....	4	11	56	129
School Bonds.....	19	16	267	187
Total Schools.....	\$ 1.57	\$ 1.50	\$ 2,209	\$ 1,758
GRAND TOTAL.....	\$ 2.72	\$ 2.60	\$ 3,827	\$ 3,046

Elkins Independent District complete includes Tables 10 and 12.

**RANDOLPH COUNTY—Table No. 11  
BEVERLY MUNICIPALITY, BEVERLY DISTRICT**

CLASS OF PROPERTY	1920 Assessed Value	1921 Assessed Value	1920 Taxes Levied	1921 Taxes Levied
Real Estate .....	\$ 138,165	\$ 140,255	\$ 3,454	\$ 3,352
Personal Property .....	93,915	113,890	2,348	2,722
Public Utility Property .....	25,678	24,693	642	590
<b>Total .....</b>	<b>\$ 257,758</b>	<b>\$ 278,828</b>	<b>\$ 6,444</b>	<b>\$ 6,664</b>
PURPOSES	1920 Levy on each \$100	1921 Levy on each \$100	1920 Taxes Levied	1921 Taxes Levied
State .....	10 cents	10 cents	\$ 258	\$ 297
State Virginia Debt .....	10	10	258	279
<b>Total State .....</b>	<b>20 cents</b>	<b>20 cents</b>	<b>\$ 516</b>	<b>\$ 558</b>
County, General .....	25 cents	30 cents	\$ 644	\$ 837
Main County Road .....	25	25	645	697
County Road and Bridge .....	10	.....	258	.....
District Road Bonds .....	40	40	1,031	1,115
<b>Total County and District .....</b>	<b>\$ 1 00</b>	<b>95 cents</b>	<b>\$ 2,578</b>	<b>\$ 2,649</b>
High School Teachers .....	18 cents	14 cents	\$ 464	\$ 390
High School Maintenance Building .....	7	.....	180	.....
Elementary Teachers .....	40	40	1,031	1,115
Elementary Maintenance Building .....	10	15	258	418
New Building .....	20	20	515	558
<b>Total Schools .....</b>	<b>95 cents</b>	<b>89 cents</b>	<b>\$ 2,448</b>	<b>\$ 2,481</b>
Municipal General .....	35 cents	35 cents	\$ 902	\$ 976
<b>Total Municipal .....</b>	<b>35 cents</b>	<b>35 cents</b>	<b>\$ 902</b>	<b>\$ 976</b>
<b>GRAND TOTAL .....</b>	<b>\$ 2 50</b>	<b>\$ 2 39</b>	<b>\$ 6,444</b>	<b>\$ 6,664</b>

**RANDOLPH COUNTY—Table No. 12  
ELKINS MUNICIPALITY, ELKINS IND. DISTRICT,  
LEADSVILLE DISTRICT**

CLASS OF PROPERTY	1920 Assessed Value	1921 Assessed Value	1920 Taxes Levied	1921 Taxes Levied
Real Estate .....	\$ 3,257,120	\$ 3,423,755	\$ 101,948	\$ 108,876
Personal Property .....	3,268,000	2,572,990	102,288	81,821
Public Utility Property .....	666,156	644,910	20,851	20,508
<b>Total .....</b>	<b>\$ 7,191,276</b>	<b>\$ 6,641,655</b>	<b>\$ 225,087</b>	<b>\$ 211,205</b>
PURPOSES	1920 Levy on each \$100	1921 Levy on each \$100	1920 Taxes Levied	1921 Taxes Levied
State .....	10 cents	10 cents	\$ 7,191	\$ 6,642
State Virginia Debt .....	10	10	7,192	6,642
<b>Total State .....</b>	<b>20 cents</b>	<b>20 cents</b>	<b>\$ 14,383</b>	<b>\$ 13,284</b>
County, General .....	25 cents	30 cents	\$ 17,978	\$ 10,925
Main County Road .....	25	25	17,978	16,604
County Road and Bridge .....	10	.....	7,191	.....
District Road Bonds .....	20	20	14,383	13,283
<b>Total County and District .....</b>	<b>80 cents</b>	<b>75 cents</b>	<b>\$ 57,530</b>	<b>\$ 49,812</b>
High School Teachers .....	40 cents	35 cents	\$ 28,765	\$ 23,246
High School Maintenance Building .....	10	8	7,191	5,313
Elementary Teachers .....	60	65	43,148	43,171
Elementary Maintenance Building .....	24	15	17,259	9,962
New Building .....	4	11	2,877	7,306
School Bonds .....	19	16	13,663	10,627
<b>Total Schools .....</b>	<b>\$ 1 57</b>	<b>\$ 1 50</b>	<b>\$ 112,903</b>	<b>\$ 99,625</b>
Municipal General .....	50 cents	50 cents	\$ 35,956	\$ 33,208
Municipal Bonds .....	6	23	4,315	15,276
<b>Total Municipal .....</b>	<b>56 cents</b>	<b>73 cents</b>	<b>\$ 40,271</b>	<b>\$ 48,484</b>
<b>GRAND TOTAL .....</b>	<b>\$ 3 13</b>	<b>\$ 3 18</b>	<b>\$ 225,087</b>	<b>\$ 211,205</b>

This Index and District complete includes Tables 10 and 12.



**RANDOLPH COUNTY—Table No. 13**  
**HARDING MUNICIPALITY, LEADSVILLE DISTRICT—(Exclusive of**  
**Harding in Roaring Creek District)**

CLASS OF PROPERTY	1920	1921	1920	1921
	Assessed Value	Assessed Value	Taxes Levied	Taxes Levied
Real Estate.....	\$ 40,505	\$ 42,110	\$ 911	\$ 901
Personal Property.....	27,005	23,580	608	504
Public Utility Property.....	71,317	68,696	1,605	1,470
<b>Total.....</b>	<b>\$ 138,827</b>	<b>\$ 134,386</b>	<b>\$ 3,124</b>	<b>\$ 2,875</b>
PURPOSES	1920	1921	1920	1921
	Levy on each \$100	Levy on each \$100	Taxes Levied	Taxes Levied
State.....	10 cents	10 cents	\$ 139	\$ 134
State Virginia Debt.....	10	10	139	134
<b>Total State.....</b>	<b>20 cents</b>	<b>20 cents</b>	<b>\$ 278</b>	<b>\$ 268</b>
County, General.....	25 cents	30 cents	\$ 347	\$ 403
Main County Road.....	25	25	347	336
County Road and Bridge.....	10	.....	139	.....
District Road Bonds.....	20	20	278	269
<b>Total County and District.....</b>	<b>80 cents</b>	<b>75 cents</b>	<b>\$ 1,111</b>	<b>\$ 1,008</b>
High School Teachers.....	5 cents	5 cents	\$ 69	\$ 67
Elementary Teachers.....	40	40	555	538
Elementary Maintenance Building.....	10	12	139	161
New Building.....	20	12	278	161
<b>Total Schools.....</b>	<b>75 cents</b>	<b>69 cents</b>	<b>\$ 1,041</b>	<b>\$ 927</b>
Municipal General.....	50 cents	50 cents	\$ 694	\$ 672
<b>Total Municipal.....</b>	<b>50 cents</b>	<b>50 cents</b>	<b>\$ 694</b>	<b>\$ 672</b>
<b>GRAND TOTAL.....</b>	<b>\$ 2.25</b>	<b>\$ 2.14</b>	<b>\$ 3,124</b>	<b>\$ 2,875</b>

Harding Municipality complete includes Tables 13 and 14.

**RANDOLPH COUNTY—Table No. 14**  
**HARDING MUNICIPALITY, ROARING CREEK DISTRICT—(Exclusive**  
**of Harding in Leadsville District)**

CLASS OF PROPERTY	1920	1921	1920	1921
	Assessed Value	Assessed Value	Taxes Levied	Taxes Levied
Real Estate.....	\$ 8,440	\$ 8,440	\$ 200	\$ 191
Personal Property.....	5,035	6,290	119	143
Public Utility Property.....	.....	.....	.....	.....
<b>Total.....</b>	<b>\$ 13,475</b>	<b>\$ 14,730</b>	<b>\$ 319</b>	<b>\$ 334</b>
PURPOSES	1920	1921	1920	1921
	Levy on each \$100	Levy on each \$100	Taxes Levied	Taxes Levied
State.....	10 cents	10 cents	\$ 13	\$ 15
State Virginia Debt.....	10	10	14	15
<b>Total State.....</b>	<b>20 cents</b>	<b>20 cents</b>	<b>\$ 27</b>	<b>\$ 30</b>
County, General.....	25 cents	30 cents	\$ 34	\$ 44
Main County Road.....	25	25	33	37
County Road and Bridge.....	10	.....	14	.....
District Road Bonds.....	40	40	54	59
<b>Total County and District.....</b>	<b>\$ 1.00</b>	<b>95 cents</b>	<b>\$ 135</b>	<b>\$ 140</b>
High School Teachers.....	2 cents	2 cents	\$ 3	\$ 3
Elementary Teachers.....	40	40	54	59
Elementary Maintenance Building.....	10	15	13	22
New Building.....	15	5	20	7
<b>Total Schools.....</b>	<b>67 cents</b>	<b>62 cents</b>	<b>\$ 90</b>	<b>\$ 91</b>
Municipal General.....	50 cents	50 cents	\$ 67	\$ 73
<b>Total Municipal.....</b>	<b>50 cents</b>	<b>50 cents</b>	<b>\$ 67</b>	<b>\$ 73</b>
<b>GRAND TOTAL.....</b>	<b>\$ 2.37</b>	<b>\$ 2.27</b>	<b>\$ 319</b>	<b>\$ 334</b>

Harding Municipality complete includes Tables 13 and 14.

RANDOLPH COUNTY—Table No. 15  
HUTTONSVILLE MUNICIPALITY, HUTTONSVILLE DISTRICT

CLASS OF PROPERTY	1920 Assessed Value	1921 Assessed Value	1920 Taxes Levied	1921 Taxes Levied
Real Estate.....	\$ 47,465	\$ 48,340	\$ 987	\$ 1,184
Personal Property.....	122,845	119,525	2,555	2,928
Public Utility Property.....	14,452	14,103	301	346
Total.....	\$ 184,762	\$ 181,968	\$ 3,843	\$ 4,458
PURPOSES	1920 Levy on each \$100	1921 Levy on each \$100	1920 Taxes Levied	1921 Taxes Levied
State.....	10 cents	10 cents	\$ 185	\$ 182
State Virginia Debt.....	10	10	185	182
Total State.....	20 cents	20 cents	\$ 370	\$ 364
County, General.....	25 cents	30 cents	\$ 462	\$ 546
Main County Road.....	25	25	462	455
County Road and Bridge.....	10	.....	185	.....
District Road Bonds.....	18	.....	332	.....
Total County and District.....	78 cents	55 cents	\$ 1,441	\$ 1,001
High School Teachers.....	12 cents	25 cents	\$ 222	\$ 455
High School Maintenance Building.....	3	12	55	218
Elementary Teachers.....	40	40	739	728
Elementary Maintenance Building.....	10	15	185	273
New Building.....	20	40	369	728
School Bonds.....	.....	8	.....	145
Total Schools.....	85 cents	\$ 1.40	\$ 1,570	\$ 2,547
Municipal General.....	25 cents	30 cents	\$ 462	\$ 546
Total Municipal.....	25 cents	30 cents	\$ 462	\$ 546
GRAND TOTAL.....	\$ 2 08	\$ 2 45	\$ 3,843	\$ 4,458

RANDOLPH COUNTY—Table No. 16  
MILL CREEK MUNICIPALITY, HUTTONSVILLE DISTRICT

CLASS OF PROPERTY	1920 Assessed Value	1921 Assessed Value	1920 Taxes Levied	1921 Taxes Levied
Real Estate.....	\$ 152,000	\$ 162,925	\$ 3,542	\$ 4,318
Personal Property.....	396,256	301,695	9,233	7,995
Public Utility Property.....	22,565	22,418	525	594
Total.....	\$ 570,821	\$ 487,038	\$ 13,300	\$ 12,907
PURPOSES	1920 Levy on each \$100	1921 Levy on each \$100	1920 Taxes Levied	1921 Taxes Levied
State.....	10 cents	10 cents	\$ 571	\$ 487
State Virginia Debt.....	10	10	571	487
Total State.....	20 cents	20 cents	\$ 1,142	\$ 974
County, General.....	25 cents	30 cents	\$ 1,427	\$ 1,461
Main County Road.....	25	25	1,427	1,218
County Road and Bridge.....	10	.....	571	.....
District Road Bonds.....	18	.....	1,027	.....
Total County and District.....	78 cents	55 cents	\$ 4,452	\$ 2,679
High School Teachers.....	12 cents	25 cents	\$ 685	\$ 1,218
High School Maintenance Building.....	3	12	171	584
Elementary Teachers.....	40	40	2,283	1,948
Elementary Maintenance Building.....	10	15	571	731
New Building.....	20	40	1,142	1,948
School Bonds.....	.....	8	.....	390
Total Schools.....	85 cents	\$ 1.40	\$ 4,852	\$ 6,819
Municipal General.....	50 cents	50 cents	\$ 2,854	\$ 2,435
Total Municipal.....	50 cents	50 cents	\$ 2,854	\$ 2,435
GRAND TOTAL.....	\$ 2 33	\$ 2 65	\$ 13,300	\$ 12,907

**RANDOLPH COUNTY—Table No. 17**  
**MONTROSE MUNICIPALITY, NEW INTEREST DISTRICT**

CLASS OF PROPERTY	1920	1921	1920	1921
	Assessed Value	Assessed Value	Taxes Levied	Taxes Levied
Real Estate.....	\$ 18,555	\$ 21,135	\$ 300	\$ 387
Personal Property.....	37,010	34,240	600	626
Public Utility Property.....	43,515	40,751	705	746
Total.....	\$ 99,080	\$ 96,126	\$ 1,605	\$ 1,759
PURPOSES	1920	1921	1920	1921
	Levy on each \$100	Levy on each \$100	Taxes Levied	Taxes Levied
State.....	10 cents	10 cents	\$ 99	\$ 96
State Virginia Debt.....	10	10	99	96
Total State.....	20 cents	20 cents	\$ 198	\$ 192
County, General.....	25 cents	30 cents	\$ 248	\$ 289
Main County Road.....	25	25	248	240
County Road and Bridge.....	10		99	
Total County and District.....	60 cents	55 cents	\$ 595	\$ 529
High School Teachers.....	2 cents	6 cents	\$ 20	\$ 58
Elementary Teachers.....	40	40	396	385
Elementary Maintenance Building.....	10	15	99	144
New Building.....		17		163
Total Schools.....	52 cents	78 cents	\$ 515	\$ 750
Municipal General.....	30 cents	30 cents	\$ 297	\$ 288
Total Municipal.....	30 cents	30 cents	\$ 297	\$ 288
GRAND TOTAL.....	\$ 1.62	\$ 1.83	\$ 1,605	\$ 1,759

**RANDOLPH COUNTY—Table No. 18**  
**WHITMER MUNICIPALITY, DRY FORK DISTRICT**

CLASS OF PROPERTY	1920	1921	1920	1921
	Assessed Value	Assessed Value	Taxes Levied	Taxes Levied
Real Estate.....	\$ 28,525	\$ 22,610	\$ 482	\$ 391
Personal Property.....	34,075	30,850	576	533
Public Utility Property.....				
Total.....	\$ 62,600	\$ 53,460	\$ 1,058	\$ 924
PURPOSES	1920	1921	1920	1921
	Levy on each \$100	Levy on each \$100	Taxes Levied	Taxes Levied
State.....	10 cents	10 cents	\$ 62	\$ 53
State Virginia Debt.....	10	10	63	53
Total State.....	20 cents	20 cents	\$ 125	\$ 106
County, General.....	25 cents	30 cents	\$ 157	\$ 160
Main County Road.....	25	25	156	134
County Road and Bridge.....	10		63	
Total County and District.....	60 cents	55 cents	\$ 376	\$ 294
High School Teachers.....	cents	2 cents	\$	\$ 11
Elementary Teachers.....	40	40	250	214
Elementary Maintenance Building.....	10	15	63	80
New Building.....	4	6	25	32
Total Schools.....	54 cents	63 cents	\$ 338	\$ 337
Municipal General.....	35 cents	35 cents	\$ 219	\$ 187
Total Municipal.....	35 cents	35 cents	\$ 219	\$ 187
GRAND TOTAL.....	\$ 1.69	\$ 1.73	\$ 1,058	\$ 924

**RANDOLPH COUNTY—Table No. 19**  
**WOMELSDORF MUNICIPALITY, ROARING CREEK DISTRICT**

CLASS OF PROPERTY	1920	1921	1920	1921
	Assessed Value	Assessed Value	Taxes Levied	Taxes Levied
Real Estate.....	\$ 123,650	\$ 123,920	\$ 2,745	\$ 2,751
Personal Property.....	50,290	52,660	1,116	1,169
Public Utility Property.....	18,370	18,274	408	406
<b>Total.....</b>	<b>\$ 192,310</b>	<b>\$ 194,854</b>	<b>\$ 4,269</b>	<b>\$ 4,326</b>
PURPOSES	1920	1921	1920	1921
	Levy on each \$100	Levy on each \$100	Taxes Levied	Taxes Levied
State.....	10 cents	10 cents	\$ 192	\$ 195
State Virginia Debt.....	10	10	193	195
<b>Total State.....</b>	<b>20 cents</b>	<b>20 cents</b>	<b>\$ 385</b>	<b>\$ 390</b>
County, General.....	25 cents	30 cents	\$ 481	\$ 585
Main County Road.....	25	25	481	487
County Road and Bridge.....	10	.....	192	.....
District Road Bonds.....	40	40	769	779
<b>Total County and District.....</b>	<b>\$ 1.00</b>	<b>95 cents</b>	<b>\$ 1,923</b>	<b>\$ 1,851</b>
High School Teachers.....	2 cents	2 cents	\$ 38	\$ 39
Elementary Teachers.....	40	40	769	779
Elementary Maintenance Building.....	10	15	192	292
New Building.....	15	5	289	98
<b>Total Schools.....</b>	<b>67 cents</b>	<b>62 cents</b>	<b>\$ 1,288</b>	<b>\$ 1,208</b>
Municipal General.....	35 cents	45 cents	\$ 673	\$ 877
<b>Total Municipal.....</b>	<b>35 cents</b>	<b>45 cents</b>	<b>\$ 673</b>	<b>\$ 877</b>
<b>GRAND TOTAL.....</b>	<b>\$ 2.22</b>	<b>\$ 2.22</b>	<b>\$ 4,269</b>	<b>\$ 4,326</b>

**RECAPITULATION OF RANDOLPH COUNTY  
ASSESSED VALUE**

Class of Property	1920			1921		
	Districts	Municipalities	Total	Districts	Municipalities	Total
Real Estate.....	\$ 9,068,175	\$ 3,814,425	\$ 12,882,600	\$ 9,164,706	\$ 3,993,490	\$ 13,158,196
Personal Property.....	3,444,210	4,034,431	7,478,641	3,541,896	3,255,710	6,797,606
Public Utility Property....	3,039,633	862,063	3,901,696	2,608,053	833,845	3,441,898
<b>Total.....</b>	<b>\$ 15,552,018</b>	<b>\$ 8,710,900</b>	<b>\$ 24,262,927</b>	<b>\$ 15,314,653</b>	<b>\$ 8,083,045</b>	<b>\$ 23,397,698</b>

**TAXES LEVIED**

Purposes	1920			1921		
	Districts	Municipalities	Total	Districts	Municipalities	Total
State.....	\$ 15,551	\$ 8,710	\$ 24,261	\$ 15,315	\$ 8,083	\$ 23,398
State Virginia Debt.....	15,552	8,714	24,266	15,315	8,083	23,398
<b>Total State.....</b>	<b>\$ 31,103</b>	<b>\$ 17,424</b>	<b>\$ 48,527</b>	<b>\$ 30,630</b>	<b>\$ 16,166</b>	<b>\$ 46,796</b>
County, General.....	\$ 38,879	\$ 21,778	\$ 60,657	\$ 45,942	\$ 24,250	\$ 70,192
Main County Road.....	38,882	21,777	60,659	38,287	20,208	58,495
County Road and Bridge..	15,553	8,712	24,265	.....	.....	.....
District Road.....	23,327	.....	23,327	22,973	.....	22,973
District Road Bonds.....	20,082	17,874	37,956	17,982	15,505	33,487
<b>Total County and District.....</b>	<b>\$ 136,723</b>	<b>\$ 70,141</b>	<b>\$ 206,864</b>	<b>\$ 125,184</b>	<b>\$ 59,963</b>	<b>\$ 185,147</b>
High School Teachers.....	\$ 6,963	\$ 30,266	\$ 37,229	\$ 9,645	\$ 25,487	\$ 35,132
High School Maint. Bldg..	1,590	7,597	9,187	1,405	6,115	7,520
Elementary Teachers.....	62,490	49,225	111,715	61,552	48,937	110,489
Elementary Maint. Bldg..	15,748	18,779	34,527	18,178	12,083	30,261
New Building.....	15,139	5,515	20,654	18,819	11,001	29,820
School Bonds.....	267	13,663	13,930	1,061	11,162	12,223
<b>Total Schools.....</b>	<b>\$ 102,197</b>	<b>\$ 125,045</b>	<b>\$ 227,242</b>	<b>\$ 110,660</b>	<b>\$ 114,785</b>	<b>\$ 225,445</b>
Municipal General.....	\$.....	\$ 42,124	\$ 42,124	\$.....	\$ 39,262	\$ 39,262
Municipal Bonds.....	.....	4,315	4,315	.....	15,276	15,276
<b>Total Municipal.....</b>	<b>\$.....</b>	<b>\$ 46,439</b>	<b>\$ 46,439</b>	<b>\$.....</b>	<b>\$ 54,538</b>	<b>\$ 54,538</b>
<b>GRAND TOTAL.....</b>	<b>\$ 270,023</b>	<b>\$ 259,049</b>	<b>\$ 529,072</b>	<b>\$ 266,474</b>	<b>\$ 245,452</b>	<b>\$ 511,926</b>
Total Average Rate of Levy on Each \$100.....	\$ 1.736	\$ 2.973	\$ 2.181	\$ 1.74	\$ 3.037	\$ 2.188
For All Purposes.....	.....	.....	.....	.....	.....	.....
On Real Estate.....	\$ 154,550	\$ 114,569	\$ 269,119	\$ 157,410	\$ 122,351	\$ 279,761
On Personal Property.....	60,519	119,443	179,962	62,165	98,441	160,606
On Public Utility Property	54,954	25,037	79,991	46,899	24,660	71,559
<b>Total.....</b>	<b>\$ 270,023</b>	<b>\$ 259,049</b>	<b>\$ 529,072</b>	<b>\$ 266,474</b>	<b>\$ 245,452</b>	<b>\$ 511,926</b>

**RITCHIE COUNTY—Table No. 1**  
**CLAY DISTRICT—(Outside of Ellenboro and Pennsboro Municipalities)**

CLASS OF PROPERTY	1920	1921	1920	1921
	Assessed Value	Assessed Value	Taxes Levied	Taxes Levied
Real Estate.....	\$ 1,773,345	\$ 1,829,525	\$ 32,364	\$ 34,761
Personal Property.....	1,123,420	1,358,510	20,502	25,432
Public Utility Property.....	2,456,025	2,630,977	44,822	49,988
<b>Total.....</b>	<b>\$ 5,352,790</b>	<b>\$ 5,799,012</b>	<b>\$ 97,688</b>	<b>\$ 110,181</b>
PURPOSES	1920	1921	1920	1921
	Levy on each \$100	Levy on each \$100	Taxes Levied	Taxes Levied
State.....	10 cents	10 cents	\$ 5,353	\$ 5,799
State Virginia Debt.....	10	10	5,353	5,799
<b>Total State.....</b>	<b>20 cents</b>	<b>20 cents</b>	<b>\$ 10,706</b>	<b>\$ 11,598</b>
County, General.....	10 cents	15 cents	\$ 5,352	\$ 8,698
Main County Road.....	25	25	13,382	14,498
County Road and Bridge.....	10	.....	5,353	.....
District Road.....	15	15	8,029	8,698
District Road Bonds.....	22	22	11,776	12,758
Court House and Jail.....	.....	10	.....	5,799
<b>Total County and District.....</b>	<b>82 cents</b>	<b>87 cents</b>	<b>\$ 43,892</b>	<b>\$ 50,451</b>
High School Teachers.....	14 cents	14 cents	\$ 7,494	\$ 8,119
High School Maintenance Building.....	3	1	1,606	580
Elementary Teachers.....	34	38	18,199	22,036
Elementary Maintenance Building.....	8½	9	4,550	5,219
New Building.....	15	17	8,029	9,858
School Bonds.....	6	4	3,212	2,320
<b>Total Schools.....</b>	<b>80½ cts</b>	<b>83 cents</b>	<b>\$ 43,090</b>	<b>\$ 48,132</b>
<b>GRAND TOTAL.....</b>	<b>\$ 1.82½</b>	<b>\$ 1.90</b>	<b>\$ 97,688</b>	<b>\$ 110,181</b>

Clay District complete includes Tables 1, 8 and 10.

**RITCHIE COUNTY—Table No. 2**  
**GRANT DISTRICT—(Outside of Cairo Municipality)**

CLASS OF PROPERTY	1920	1921	1920	1921
	Assessed Value	Assessed Value	Taxes Levied	Taxes Levied
Real Estate.....	\$ 1,927,720	\$ 1,999,800	\$ 28,723	\$ 36,196
Personal Property.....	2,467,985	2,443,445	36,773	44,226
Public Utility Property.....	2,689,142	2,661,589	40,068	48,175
<b>Total.....</b>	<b>\$ 7,084,847</b>	<b>\$ 7,104,834</b>	<b>\$ 105,564</b>	<b>\$ 128,597</b>
PURPOSES	1920	1921	1920	1921
	Levy on each \$100	Levy on each \$100	Taxes Levied	Taxes Levied
State.....	10 cents	10 cents	\$ 7,085	\$ 7,105
State Virginia Debt.....	10	10	7,085	7,105
<b>Total State.....</b>	<b>20 cents</b>	<b>20 cents</b>	<b>\$ 14,170</b>	<b>\$ 14,210</b>
County, General.....	10 cents	15 cents	\$ 7,085	\$ 10,657
Main County Road.....	25	25	17,712	17,762
County Road and Bridge.....	10	.....	7,085	.....
District Road.....	15	15	10,627	10,657
Court House and Jail.....	.....	10	.....	7,105
<b>Total County and District.....</b>	<b>60 cents</b>	<b>65 cents</b>	<b>\$ 42,509</b>	<b>\$ 46,181</b>
High School Teachers.....	9 cents	15 cents	\$ 6,376	\$ 10,657
High School Maintenance Building.....	3	3	2,125	2,131
Elementary Teachers.....	39	40	27,631	28,419
Elementary Maintenance Building.....	10	10	7,085	7,105
New Building.....	2	20	1,417	14,210
School Bonds.....	6	6	4,251	4,263
Sub-District Extension.....	.....	2	.....	1,421
<b>Total Schools.....</b>	<b>69 cents</b>	<b>96 cents</b>	<b>\$ 48,885</b>	<b>\$ 68,206</b>
<b>GRAND TOTAL.....</b>	<b>\$ 1.49</b>	<b>\$ 1.81</b>	<b>\$ 105,564</b>	<b>\$ 128,597</b>

Grant District complete includes Tables 2 and 7.

**RITCHIE COUNTY—Table No. 3  
MURPHY DISTRICT**

CLASS OF PROPERTY	1920	1921	1920	1921
	Assessed Value	Assessed Value	Taxes Levied	Taxes Levied
Real Estate .....	\$ 1,923,770	\$ 1,964,355	\$ 25,586	\$ 29,662
Personal Property .....	2,660,455	2,638,245	35,384	39,837
Public Utility Property .....	1,433,427	1,454,938	19,065	21,970
<b>Total .....</b>	<b>\$ 6,017,652</b>	<b>\$ 6,057,538</b>	<b>\$ 80,035</b>	<b>\$ 91,469</b>
PURPOSES	1920	1921	1920	1921
	Levy on each \$100	Levy on each \$100	Taxes Levied	Taxes Levied
State .....	10 cents	10 cents	\$ 6,018	\$ 6,058
State Virginia Debt .....	10	10	6,017	6,058
<b>Total State .....</b>	<b>20 cents</b>	<b>20 cents</b>	<b>\$ 12,035</b>	<b>\$ 12,116</b>
County, General .....	10 cents	15 cents	\$ 6,018	\$ 9,086
Main County Road .....	25	25	15,044	15,144
County Road and Bridge .....	10	.....	6,018	.....
District Road .....	15	15	9,026	9,086
Court House and Jail .....	.....	10	.....	6,058
<b>Total County and District .....</b>	<b>60 cents</b>	<b>65 cents</b>	<b>\$ 36,106</b>	<b>\$ 39,374</b>
High School Maintenance Building .....	3 cents	..... cents	\$ 1,805	\$ .....
Elementary Teachers .....	40	40	24,071	24,230
Elementary Maintenance Building .....	10	6	6,018	3,634
New Building .....	.....	20	.....	12,115
<b>Total Schools .....</b>	<b>53 cents</b>	<b>66 cents</b>	<b>\$ 31,894</b>	<b>\$ 39,979</b>
<b>GRAND TOTAL .....</b>	<b>\$ 1.33</b>	<b>\$ 1.51</b>	<b>\$ 80,035</b>	<b>\$ 91,469</b>

**RITCHIE COUNTY—Table No. 4  
UNION DISTRICT—(Outside of Harrisville Ind. District and Auburn and Pullman Municipalities)**

CLASS OF PROPERTY	1920	1921	1920	1921
	Assessed Value	Assessed Value	Taxes Levied	Taxes Levied
Real Estate .....	\$ 1,716,120	\$ 1,750,250	\$ 26,257	\$ 27,129
Personal Property .....	1,056,035	782,595	16,157	12,130
Public Utility Property .....	677,091	880,739	10,359	13,652
<b>Total .....</b>	<b>\$ 3,449,246</b>	<b>\$ 3,413,584</b>	<b>\$ 52,773</b>	<b>\$ 52,911</b>
PURPOSES	1920	1921	1920	1921
	Levy on each \$100	Levy on each \$100	Taxes Levied	Taxes Levied
State .....	10 cents	10 cents	\$ 3,449	\$ 3,414
State Virginia Debt .....	10	10	3,449	3,414
<b>Total State .....</b>	<b>20 cents</b>	<b>20 cents</b>	<b>\$ 6,898</b>	<b>\$ 6,828</b>
County, General .....	10 cents	15 cents	\$ 3,449	\$ 5,120
Main County Road .....	25	25	8,623	8,534
County Road and Bridge .....	10	.....	3,449	.....
District Road .....	15	15	5,174	5,120
Court House and Jail .....	.....	10	.....	3,414
<b>Total County and District .....</b>	<b>60 cents</b>	<b>65 cents</b>	<b>\$ 20,695</b>	<b>\$ 22,188</b>
High School Teachers .....	13½ cts	16 cents	\$ 4,656	\$ 5,462
High School Maintenance Building .....	4½	2	1,552	683
Elementary Teachers .....	40	40	13,797	13,654
Elementary Maintenance Building .....	10	7	3,450	2,389
New Building .....	5	5	1,725	1,707
<b>Total Schools .....</b>	<b>73 cents</b>	<b>70 cents</b>	<b>\$ 25,180</b>	<b>\$ 23,895</b>
<b>GRAND TOTAL .....</b>	<b>\$ 1.53</b>	<b>\$ 1.55</b>	<b>\$ 52,773</b>	<b>\$ 52,911</b>

Union District complete includes Tables 4, 5, 6, 9 and 11.

RITCHIE COUNTY—Table No. 5  
HARRISVILLE IND. DISTRICT, UNION DISTRICT—(Outside of  
Harrisville Municipality)

CLASS OF PROPERTY	1920	1921	1920	1921
	Assessed Value	Assessed Value	Taxes Levied	Taxes Levied
Real Estate.....	\$ 161,650	\$ 167,735	\$ 3,185	\$ 3,304
Personal Property.....	77,025	74,330	1,517	1,464
Public Utility Property.....	6,650	12,505	131	247
<b>Total.....</b>	<b>\$ 245,325</b>	<b>\$ 254,570</b>	<b>\$ 4,833</b>	<b>\$ 5,015</b>
PURPOSES	1920	1921	1920	1921
	Levy on each \$100	Levy on each \$100	Taxes Levied	Taxes Levied
State.....	10 cents	10 cents	\$ 245	\$ 255
State Virginia Debt.....	10	10	246	255
<b>Total State.....</b>	<b>20 cents</b>	<b>20 cents</b>	<b>\$ 491</b>	<b>\$ 510</b>
County General.....	10 cents	15 cents	\$ 245	\$ 382
Main County Road.....	25	25	613	636
County Road and Bridge.....	10	.....	246	.....
District Road.....	15	15	368	382
Court House and Jail.....	.....	10	.....	254
<b>Total County and District.....</b>	<b>60 cents</b>	<b>65 cents</b>	<b>\$ 1,472</b>	<b>\$ 1,654</b>
High School Teachers.....	50 cents	40 cents	\$ 1,227	\$ 1,018
High School Maintenance Building.....	8	1	196	25
Elementary Teachers.....	42	43	1,030	1,095
Elementary Maintenance Building.....	7	8	172	204
New Building.....	10	20	245	509
<b>Total Schools.....</b>	<b>\$ 1.17</b>	<b>\$ 1.12</b>	<b>\$ 2,870</b>	<b>\$ 2,851</b>
<b>GRAND TOTAL.....</b>	<b>\$ 1.97</b>	<b>\$ 1.97</b>	<b>\$ 4,833</b>	<b>\$ 5,015</b>

Harrisville Independent District complete includes Tables 4 and 5.

RITCHIE COUNTY—Table No. 6  
AUBURN MUNICIPALITY, UNION DISTRICT

CLASS OF PROPERTY	1920	1921	1920	1921
	Assessed Value	Assessed Value	Taxes Levied	Taxes Levied
Real Estate.....	\$ 65,900	\$ 67,400	\$ 1,041	\$ 1,079
Personal Property.....	95,520	115,200	1,509	1,843
Public Utility Property.....	167	265	3	4
<b>Total.....</b>	<b>\$ 161,587</b>	<b>\$ 182,865</b>	<b>\$ 2,553</b>	<b>\$ 2,926</b>
PURPOSES	1920	1921	1920	1921
	Levy on each \$100	Levy on each \$100	Taxes Levied	Taxes Levied
State.....	10 cents	10 cents	\$ 161	\$ 183
State Virginia Debt.....	10	10	162	183
<b>Total State.....</b>	<b>20 cents</b>	<b>20 cents</b>	<b>\$ 323</b>	<b>\$ 366</b>
County General.....	10 cents	15 cents	\$ 162	\$ 274
Main County Road.....	25	25	404	457
County Road and Bridge.....	10	.....	161	.....
Court House and Jail.....	.....	10	.....	183
<b>Total County and District.....</b>	<b>45 cents</b>	<b>50 cents</b>	<b>\$ 727</b>	<b>\$ 914</b>
High School Teachers.....	13½ cts	16 cents	\$ 218	\$ 293
High School Maintenance Building.....	4½	2	73	37
Elementary Teachers.....	40	40	646	731
Elementary Maintenance Building.....	10	7	162	128
New Building.....	5	5	81	91
<b>Total Schools.....</b>	<b>73 cents</b>	<b>70 cents</b>	<b>\$ 1,180</b>	<b>\$ 1,280</b>
Municipal General.....	20 cents	20 cents	\$ 323	\$ 366
<b>Total Municipal.....</b>	<b>20 cents</b>	<b>20 cents</b>	<b>\$ 323</b>	<b>\$ 366</b>
<b>GRAND TOTAL.....</b>	<b>\$ 1.58</b>	<b>\$ 1.60</b>	<b>\$ 2,553</b>	<b>\$ 2,926</b>



RITCHIE COUNTY—Table No. 7  
CAIRO MUNICIPALITY, GRANT DISTRICT

CLASS OF PROPERTY	1920	1921	1920	1921
	Assessed Value	Assessed Value	Taxes Levied	Taxes Levied
Real Estate.....	\$ 277,390	\$ 287,975	\$ 5,687	\$ 6,336
Personal Property.....	295,665	331,290	6,061	7,288
Public Utility Property.....	109,270	115,447	2,240	2,540
<b>Total.....</b>	<b>\$ 682,325</b>	<b>\$ 734,712</b>	<b>\$ 13,988</b>	<b>\$ 16,164</b>
PURPOSES	1920	1921	1920	1921
	Levy on each \$100	Levy on each \$100	Taxes Levied	Taxes Levied
State.....	10 cents	10 cents	\$ 682	\$ 735
State Virginia Debt.....	10	10	683	735
<b>Total State.....</b>	<b>20 cents</b>	<b>20 cents</b>	<b>\$ 1,365</b>	<b>\$ 1,470</b>
County, General.....	10 cents	15 cents	\$ 682	\$ 1,102
Main County Road.....	25	25	1,706	1,837
County Road and Bridge.....	10		682	
Court House and Jail.....		10		735
<b>Total County and District.....</b>	<b>45 cents</b>	<b>50 cents</b>	<b>\$ 3,070</b>	<b>\$ 3,674</b>
High School Teachers.....	9 cents	15 cents	\$ 614	\$ 1,102
High School Maintenance Building.....	3	3	205	220
Elementary Teachers.....	39	40	2,661	2,939
Elementary Maintenance Building.....	10	10	683	735
New Building.....	2	20	136	1,469
Sub-District Extension.....	21	2	1,433	147
School Bonds.....	6	6	409	441
<b>Total Schools.....</b>	<b>90 cents</b>	<b>96 cents</b>	<b>\$ 6,141</b>	<b>\$ 7,053</b>
Municipal General.....	50 cents	50 cents	\$ 3,412	\$ 3,673
Municipal Bonds.....		4		294
<b>Total Municipal.....</b>	<b>50 cents</b>	<b>54 cents</b>	<b>\$ 3,412</b>	<b>\$ 3,967</b>
<b>GRAND TOTAL.....</b>	<b>\$ 2.05</b>	<b>\$ 2.20</b>	<b>\$ 13,988</b>	<b>\$ 16,164</b>

RITCHIE COUNTY—Table No. 8  
ELLENBORO MUNICIPALITY, CLAY DISTRICT

CLASS OF PROPERTY	1920	1921	1920	1921
	Assessed Value	Assessed Value	Taxes Levied	Taxes Levied
Real Estate.....	\$ 117,090	\$ 122,995	\$ 2,506	\$ 2,657
Personal Property.....	94,630	74,965	2,025	1,619
Public Utility Property.....	96,214	95,883	2,059	2,071
<b>Total.....</b>	<b>\$ 307,934</b>	<b>\$ 293,843</b>	<b>\$ 6,590</b>	<b>\$ 6,347</b>
PURPOSES	1920	1921	1920	1921
	Levy on each \$100	Levy on each \$100	Taxes Levied	Taxes Levied
State.....	10 cents	10 cents	\$ 308	\$ 294
State Virginia Debt.....	10	10	308	294
<b>Total State.....</b>	<b>20 cents</b>	<b>20 cents</b>	<b>\$ 616</b>	<b>\$ 588</b>
County, General.....	10 cents	15 cents	\$ 308	\$ 441
Main County Road.....	25	25	770	735
County Road and Bridge.....	10		308	
District Road Bonds.....	22	22	677	646
Court House and Jail.....		10		294
<b>Total County and District.....</b>	<b>67 cents</b>	<b>72 cents</b>	<b>\$ 2,063</b>	<b>\$ 2,116</b>
High School Teachers.....	14 cents	14 cents	\$ 431	\$ 411
High School Maintenance Building.....	3	1	92	29
Elementary Teachers.....	34	38	1,047	1,117
Elementary Maintenance Building.....	8½	9	262	264
New Building.....	15	17	462	500
Sub-District Extension.....	16½	11	508	323
School Bonds.....	6	4	185	118
<b>Total Schools.....</b>	<b>97 cents</b>	<b>94 cents</b>	<b>\$ 2,987</b>	<b>\$ 2,762</b>
Municipal General.....	30 cents	30 cents	\$ 924	\$ 881
<b>Total Municipal.....</b>	<b>30 cents</b>	<b>30 cents</b>	<b>\$ 924</b>	<b>\$ 881</b>
<b>GRAND TOTAL.....</b>	<b>\$ 2.14</b>	<b>\$ 2.16</b>	<b>\$ 6,590</b>	<b>\$ 6,347</b>

**ITCHIE COUNTY—Table No. 9**  
**HARRISVILLE MUNICIPALITY, HARRISVILLE IND. DISTRICT,**  
**UNION DISTRICT**

CLASS OF PROPERTY	1920	1921	1920	1921
	Assessed Value	Assessed Value	Taxes Levied	Taxes Levied
Real Estate.....	\$ 712,545	\$ 727,590	\$ 16,531	\$ 16,152
Personal Property.....	661,200	719,185	15,340	15,966
Public Utility Property.....	31,712	40,426	736	898
<b>Total.....</b>	<b>\$ 1,405,457</b>	<b>\$ 1,487,201</b>	<b>\$ 32,607</b>	<b>\$ 33,016</b>
PURPOSES	1920	1921	1920	1921
	Levy on each \$100	Levy on each \$100	Taxes Levied	Taxes Levied
State.....	10 cents	10 cents	\$ 1,405	\$ 1,487
State Virginia Debt.....	10	10	1,406	1,487
<b>Total State.....</b>	<b>20 cents</b>	<b>20 cents</b>	<b>\$ 2,811</b>	<b>\$ 2,974</b>
County, General.....	10 cents	15 cents	\$ 1,405	\$ 2,231
Main County Road.....	25	25	3,514	3,718
County Road and Bridge.....	10		1,406	
Court House and Jail.....		10		1,487
<b>Total County and District.....</b>	<b>45 cents</b>	<b>50 cents</b>	<b>\$ 6,325</b>	<b>\$ 7,436</b>
High School Teachers.....	50 cents	40 cents	\$ 7,027	\$ 5,949
High School Maintenance Building.....	8	1	1,124	149
Elementary Teachers.....	42	43	5,903	6,395
Elementary Maintenance Building.....	7	8	984	1,190
New Building.....	10	20	1,406	2,974
<b>Total Schools.....</b>	<b>\$ 1.17</b>	<b>\$ 1.12</b>	<b>\$ 16,444</b>	<b>\$ 16,657</b>
Municipal General.....	50 cents	30 cents	\$ 7,027	\$ 4,462
Municipal Bonds.....		10		1,487
<b>Total Municipal.....</b>	<b>50 cents</b>	<b>40 cents</b>	<b>\$ 7,027</b>	<b>\$ 5,949</b>
<b>GRAND TOTAL.....</b>	<b>\$ 2.32</b>	<b>\$ 2.22</b>	<b>\$ 32,607</b>	<b>\$ 33,016</b>

**ITCHIE COUNTY—Table No. 10**  
**PENNSBORO MUNICIPALITY, CLAY DISTRICT**

CLASS OF PROPERTY	1920	1921	1920	1921
	Assessed Value	Assessed Value	Taxes Levied	Taxes Levied
Real Estate.....	\$ 1,007,255	\$ 1,088,695	\$ 24,376	\$ 26,782
Personal Property.....	660,125	689,850	15,975	16,970
Public Utility Property.....	137,249	134,699	3,321	3,313
<b>Total.....</b>	<b>\$ 1,804,629</b>	<b>\$ 1,913,244</b>	<b>\$ 43,672</b>	<b>\$ 47,065</b>
PURPOSES	1920	1921	1920	1921
	Levy on each \$100	Levy on each \$100	Taxes Levied	Taxes Levied
State.....	10 cents	10 cents	\$ 1,805	\$ 1,913
State Virginia Debt.....	10	10	1,804	1,913
<b>Total State.....</b>	<b>20 cents</b>	<b>20 cents</b>	<b>\$ 3,609</b>	<b>\$ 3,826</b>
County, General.....	10 cents	15 cents	\$ 1,805	\$ 2,870
Main County Road.....	25	25	4,512	4,783
County Road and Bridge.....	10		1,804	
District Road Bonds.....	22	22	3,970	4,209
Court House and Jail.....		10		1,913
<b>Total County and District.....</b>	<b>67 cents</b>	<b>72 cents</b>	<b>\$ 12,091</b>	<b>\$ 13,775</b>
High School Teachers.....	14 cents	14 cents	\$ 2,526	\$ 2,679
High School Maintenance Building.....	3	1	541	191
Elementary Teachers.....	34	38	6,136	7,270
Elementary Maintenance Building.....	8½	9	1,534	1,722
New Building.....	15	17	2,707	3,253
Sub-District Extension.....	10½	7	1,895	1,339
School Bonds.....	6	4	1,083	765
<b>Total Schools.....</b>	<b>91 cents</b>	<b>90 cents</b>	<b>\$ 16,422</b>	<b>\$ 17,219</b>
Municipal General.....	50 cents	50 cents	\$ 9,023	\$ 9,566
Municipal Bonds.....	14	14	2,527	2,679
<b>Total Municipal.....</b>	<b>64 cents</b>	<b>64 cents</b>	<b>\$ 11,550</b>	<b>\$ 12,245</b>
<b>GRAND TOTAL.....</b>	<b>\$ 2.42</b>	<b>\$ 2.46</b>	<b>\$ 43,672</b>	<b>\$ 47,065</b>

**RITCHIE COUNTY—Table No. 11**  
**PULLMAN MUNICIPALITY, UNION DISTRICT**

CLASS OF PROPERTY	1920 Assessed Value	1921 Assessed Value	1920 Taxes Levied	1921 Taxes Levied
Real Estate.....	\$ 111,145	\$ 116,540	\$ 1,923	\$ 2,156
Personal Property.....	111,065	119,915	1,921	2,218
Public Utility Property.....	803	912	14	17
<b>Total.....</b>	<b>\$ 223,013</b>	<b>\$ 237,367</b>	<b>\$ 3,858</b>	<b>\$ 4,391</b>
PURPOSES	1920 Levy on each \$100	1921 Levy on each \$100	1920 Taxes Levied	1921 Taxes Levied
State.....	10 cents	10 cents	\$ 223	\$ 237
State Virginia Debt.....	10	10	223	237
<b>Total State.....</b>	<b>20 cents</b>	<b>20 cents</b>	<b>\$ 446</b>	<b>\$ 474</b>
County, General.....	10 cents	15 cents	\$ 223	\$ 356
Main County Road.....	25	25	558	594
County Road and Bridge.....	10	.....	223	.....
Court House and Jail.....	.....	10	.....	237
<b>Total County and District.....</b>	<b>45 cents</b>	<b>50 cents</b>	<b>\$ 1,004</b>	<b>\$ 1,187</b>
High School Teachers.....	13½ cts	16 cents	\$ 301	\$ 380
High School Maintenance Building.....	4½	2	100	48
Elementary Teachers.....	40	40	892	949
Elementary Maintenance Building.....	10	7	223	166
New Building.....	5	5	112	119
<b>Total Schools.....</b>	<b>73 cents</b>	<b>70 cents</b>	<b>\$ 1,628</b>	<b>\$ 1,662</b>
Municipal General.....	35 cents	45 cents	\$ 780	\$ 1,068
<b>Total Municipal.....</b>	<b>35 cents</b>	<b>45 cents</b>	<b>\$ 780</b>	<b>\$ 1,068</b>
<b>GRAND TOTAL.....</b>	<b>\$ 1.73</b>	<b>\$ 1.85</b>	<b>\$ 3,858</b>	<b>\$ 4,391</b>

RECAPITULATION OF RITCHIE COUNTY  
ASSESSED VALUE

Class of Property	1920			1921		
	Districts	Municipalities	Total	Districts	Municipalities	Total
Real Estate.....	\$ 7,502,606	\$ 2,291,325	\$ 9,793,930	\$ 7,711,665	\$ 2,411,195	\$ 10,122,860
Personal Property.....	7,394,920	1,918,205	9,303,125	7,277,125	2,050,406	9,327,530
Public Utility Property.....	7,262,335	375,415	7,637,750	7,640,748	387,632	8,028,380
<b>Total.....</b>	<b>\$ 22,149,860</b>	<b>\$ 4,584,945</b>	<b>\$ 26,734,805</b>	<b>\$ 22,629,538</b>	<b>\$ 4,849,232</b>	<b>\$ 27,478,770</b>

TAXES LEVIED

Purposes	1920			1921		
	Districts	Municipalities	Total	Districts	Municipalities	Total
State.....	\$ 22,150	\$ 4,584	\$ 26,734	\$ 22,631	\$ 4,849	\$ 27,480
State Virginia Debt.....	22,150	4,586	26,736	22,631	4,849	27,480
<b>Total State.....</b>	<b>\$ 44,300</b>	<b>\$ 9,170</b>	<b>\$ 53,470</b>	<b>\$ 45,262</b>	<b>\$ 9,698</b>	<b>\$ 54,960</b>
County, General.....	\$ 22,149	\$ 4,585	\$ 26,734	\$ 33,943	\$ 7,274	\$ 41,217
Main County Road.....	55,374	11,464	66,838	56,574	12,124	68,698
County Road and Bridge..	22,151	4,584	26,735	.....	.....	.....
District Road.....	33,224	.....	33,224	33,943	.....	33,943
District Road Bonds.....	11,776	4,647	16,423	12,758	4,855	17,613
Court House and Jail.....	.....	.....	.....	22,630	4,849	27,479
<b>Total County and District.....</b>	<b>\$ 144,674</b>	<b>\$ 25,280</b>	<b>\$ 169,954</b>	<b>\$ 159,848</b>	<b>\$ 29,102</b>	<b>\$ 188,950</b>
High School Teachers.....	\$ 19,753	\$ 11,117	\$ 30,870	\$ 25,256	\$ 10,814	\$ 36,070
High School Maint. Bldg..	7,284	2,135	9,419	3,419	674	4,093
Elementary Teachers.....	84,728	17,285	102,013	89,434	19,401	108,835
Elementary Maint. Bldg..	21,275	3,848	25,123	18,551	4,205	22,756
New Building.....	11,416	4,904	16,320	38,399	8,406	46,805
Sub-District Extension...	.....	3,836	3,836	1,421	1,809	3,230
School Bonds.....	7,463	1,677	9,140	6,583	1,324	7,907
<b>Total Schools.....</b>	<b>\$ 151,919</b>	<b>\$ 44,802</b>	<b>\$ 196,721</b>	<b>\$ 183,063</b>	<b>\$ 46,633</b>	<b>\$ 229,696</b>
Municipal General.....	\$.....	\$ 21,489	\$ 21,489	\$.....	\$ 20,016	\$ 20,016
Municipal Bonds.....	.....	2,527	2,527	.....	4,460	4,460
<b>Total Municipal.....</b>	<b>\$.....</b>	<b>\$ 24,016</b>	<b>\$ 24,016</b>	<b>\$.....</b>	<b>\$ 24,476</b>	<b>\$ 24,476</b>
<b>GRAND TOTAL.....</b>	<b>\$ 340,893</b>	<b>\$ 103,268</b>	<b>\$ 444,161</b>	<b>\$ 388,173</b>	<b>\$ 109,909</b>	<b>\$ 498,082</b>
Total Average Rate of Levy on Each \$100.....	\$ 1.539	\$ 2.252	\$ 1.661	\$ 1.715	\$ 2.267	\$ 1.813
For All Purposes.....	.....	.....	.....	.....	.....	.....
On Real Estate.....	\$ 116,115	\$ 52,064	\$ 168,179	\$ 131,052	\$ 55,162	\$ 186,214
On Personal Property.....	110,333	42,831	153,164	123,089	45,904	168,993
On Public Utility Property	114,445	8,373	122,818	134,032	8,843	142,875
<b>Total.....</b>	<b>\$ 340,893</b>	<b>\$ 103,268</b>	<b>\$ 444,161</b>	<b>\$ 388,173</b>	<b>\$ 109,909</b>	<b>\$ 498,082</b>

ROANE COUNTY—Table No. 1  
CURTIS DISTRICT

CLASS OF PROPERTY	1920	1921	1920	1921
	Assessed Value	Assessed Value	Taxes Levied	Taxes Levied
Real Estate.....	\$ 517,845	\$ 575,685	\$ 6,525	\$ 7,484
Personal Property.....	388,035	294,220	4,889	3,825
Public Utility Property.....	870,561	932,016	10,969	12,116
Total.....	\$ 1,776,441	\$ 1,801,921	\$ 22,383	\$ 23,425
PURPOSES	1920	1921	1920	1921
	Levy on each \$100	Levy on each \$100	Taxes Levied	Taxes Levied
State.....	10 cents	10 cents	\$ 1,776	\$ 1,802
State Virginia Debt.....	10	10	1,777	1,802
Total State.....	20 cents	20 cents	\$ 3,553	\$ 3,604
County, General.....	10 cents	20 cents	\$ 1,776	\$ 3,604
Main County Road.....	25	25	4,441	4,505
County Road and Bridge.....	10	.....	1,777	.....
District Road.....	15	15	2,665	2,703
Total County and District.....	60 cents	60 cents	\$ 10,659	\$ 10,812
Elementary Teachers.....	30 cents	40 cents	\$ 5,329	\$ 7,207
Elementary Maintenance Building.....	10	5	1,776	901
New Building.....	6	5	1,066	901
Total Schools.....	46 cents	50 cents	\$ 8,171	\$ 9,009
GRAND TOTAL.....	\$ 1.26	\$ 1.30	\$ 22,383	\$ 23,425

ROANE COUNTY—Table No. 2  
GEARY DISTRICT

CLASS OF PROPERTY	1920	1921	1920	1921
	Assessed Value	Assessed Value	Taxes Levied	Taxes Levied
Real Estate.....	\$ 845,995	\$ 886,835	\$ 12,267	\$ 13,303
Personal Property.....	449,400	402,945	6,516	6,044
Public Utility Property.....	1,128,763	1,296,908	16,367	19,454
Total.....	\$ 2,424,158	\$ 2,586,688	\$ 35,150	\$ 38,801
PURPOSES	1920	1921	1920	1921
	Levy on each \$100	Levy on each \$100	Taxes Levied	Taxes Levied
State.....	10 cents	10 cents	\$ 2,424	\$ 2,587
State Virginia Debt.....	10	10	2,424	2,587
Total State.....	20 cents	20 cents	\$ 4,848	\$ 5,174
County, General.....	10 cents	20 cents	\$ 2,424	\$ 5,173
Main County Road.....	25	25	6,060	6,467
County Road and Bridge.....	10	.....	2,425	.....
District Road.....	15	15	3,636	3,880
Total County and District.....	60 cents	60 cents	\$ 14,545	\$ 15,520
Elementary Teachers.....	40 cents	40 cents	\$ 9,697	\$ 10,347
Elementary Maintenance Building.....	10	10	2,424	2,587
New Building.....	15	20	3,636	5,173
Total Schools.....	65 cents	70 cents	\$ 15,757	\$ 18,107
GRAND TOTAL.....	\$ 1.45	\$ 1.50	\$ 35,150	\$ 38,801

**ROANE COUNTY—Table No. 3**  
**HARPER DISTRICT**

CLASS OF PROPERTY	1920 Assessed Value	1921 Assessed Value	1920 Taxes Levied	1921 Taxes Levied
Real Estate.....	\$ 716,465	\$ 738,055	\$ 9,529	\$ 9,890
Personal Property.....	631,945	582,000	8,405	7,799
Public Utility Property.....	426,265	409,862	5,669	5,492
<b>Total.....</b>	<b>\$ 1,774,675</b>	<b>\$ 1,729,917</b>	<b>\$ 23,603</b>	<b>\$ 23,181</b>
PURPOSES	1920 Levy on each \$100	1921 Levy on each \$100	1920 Taxes Levied	1921 Taxes Levied
State.....	10 cents	10 cents	\$ 1,775	\$ 1,730
State Virginia Debt.....	10	10	1,774	1,730
<b>Total State.....</b>	<b>20 cents</b>	<b>20 cents</b>	<b>\$ 3,549</b>	<b>\$ 3,460</b>
County General.....	10 cents	20 cents	\$ 1,775	\$ 3,460
Main County Road.....	25	25	4,437	4,324
County Road and Brdge.....	10	.....	1,774	.....
District Road.....	15	15	2,662	2,595
<b>Total County and District.....</b>	<b>60 cents</b>	<b>60 cents</b>	<b>\$ 10,648</b>	<b>\$ 10,379</b>
Elementary Teachers.....	40 cents	40 cents	\$ 7,099	\$ 6,920
Elementary Maintenance Building.....	13	14	2,307	2,422
<b>Total Schools.....</b>	<b>53 cents</b>	<b>54 cents</b>	<b>\$ 9,406</b>	<b>\$ 9,342</b>
<b>GRAND TOTAL.....</b>	<b>\$ 1.33</b>	<b>\$ 1.34</b>	<b>\$ 23,603</b>	<b>\$ 23,181</b>

**ROANE COUNTY—Table No. 4**  
**REEDY DISTRICT—(Outside of Reedy Municipality)**

CLASS OF PROPERTY	1920 Assessed Value	1921 Assessed Value	1920 Taxes Levied	1921 Taxes Levied
Real Estate.....	\$ 631,460	\$ 712,425	\$ 10,735	\$ 11,755
Personal Property.....	344,175	448,675	5,851	7,403
Public Utility Property.....	215,671	220,305	3,666	3,635
<b>Total.....</b>	<b>\$ 1,191,306</b>	<b>\$ 1,381,405</b>	<b>\$ 20,252</b>	<b>\$ 22,793</b>
PURPOSES	1920 Levy on each \$100	1921 Levy on each \$100	1920 Taxes Levied	1921 Taxes Levied
State.....	10 cents	10 cents	\$ 1,191	\$ 1,381
State Virginia Debt.....	10	10	1,192	1,381
<b>Total State.....</b>	<b>20 cents</b>	<b>20 cents</b>	<b>\$ 2,383</b>	<b>\$ 2,762</b>
County, General.....	10 cents	20 cents	\$ 1,191	\$ 2,763
Main County Road.....	25	25	2,978	3,454
County Road and Bridge.....	10	.....	1,192	.....
District Road.....	15	15	1,787	2,072
District Road Bonds.....	40	30	4,765	4,144
<b>Total County and District.....</b>	<b>\$ 1.00</b>	<b>90 cents</b>	<b>\$ 11,913</b>	<b>\$ 12,433</b>
Elementary Teachers.....	40 cents	40 cents	\$ 4,765	\$ 5,526
Elementary Maintenance Building.....	10	15	1,191	2,072
<b>Total Schools.....</b>	<b>50 cents</b>	<b>55 cents</b>	<b>\$ 5,956</b>	<b>\$ 7,598</b>
<b>GRAND TOTAL.....</b>	<b>\$ 1.70</b>	<b>\$ 1.65</b>	<b>\$ 20,252</b>	<b>\$ 22,793</b>

Reedy District complete includes Tables 4 and 10.

**ROANE COUNTY—Table No. 5**  
**SMITHFIELD DISTRICT**

CLASS OF PROPERTY	1920	1921	1920	1921
	Assessed Value	Assessed Value	Taxes Levied	Taxes Levied
Real Estate.....	\$ 1,329,275	\$ 1,301,805	\$ 16,084	\$ 16,663
Personal Property.....	2,833,710	2,416,225	34,288	30,928
Public Utility Property.....	813,601	1,064,623	9,844	13,627
<b>Total.....</b>	<b>\$ 4,976,586</b>	<b>\$ 4,782,653</b>	<b>\$ 60,216</b>	<b>\$ 61,218</b>
PURPOSES	1920	1921	1920	1921
	Levy on each \$100	Levy on each \$100	Taxes Levied	Taxes Levied
State.....	10 cents	10 cents	\$ 4,976	\$ 4,783
State Virginia Debt.....	10	10	4,977	4,783
<b>Total State.....</b>	<b>20 cents</b>	<b>20 cents</b>	<b>\$ 9,953</b>	<b>\$ 9,566</b>
County, General.....	10 cents	20 cents	\$ 4,977	\$ 9,565
Main County Road.....	25	25	12,441	11,957
County Road and Bridge.....	10	.....	4,976	.....
District Road.....	15	15	7,465	7,174
<b>Total County and District.....</b>	<b>60 cents</b>	<b>60 cents</b>	<b>\$ 29,859</b>	<b>\$ 28,696</b>
Elementary Teachers.....	31 cents	40 cents	\$ 15,427	\$ 19,130
Elementary Maintenance Building.....	10	8	4,977	3,826
<b>Total Schools.....</b>	<b>41 cents</b>	<b>48 cents</b>	<b>\$ 20,404</b>	<b>\$ 22,956</b>
<b>GRAND TOTAL.....</b>	<b>\$ 1.21</b>	<b>\$ 1.28</b>	<b>\$ 60,216</b>	<b>\$ 61,218</b>

**ROANE COUNTY—Table No. 6**  
**SPENCER DISTRICT—(Outside of Spencer Ind. District)**

CLASS OF PROPERTY	1920	1921	1920	1921
	Assessed Value	Assessed Value	Taxes Levied	Taxes Levied
Real Estate.....	\$ 1,458,955	\$ 1,606,305	\$ 22,030	\$ 25,862
Personal Property.....	1,526,105	1,393,830	23,044	22,441
Public Utility Property.....	1,016,315	1,110,714	15,347	17,882
<b>Total.....</b>	<b>\$ 4,001,375</b>	<b>\$ 4,110,849</b>	<b>\$ 60,421</b>	<b>\$ 66,185</b>
PURPOSES	1920	1921	1920	1921
	Levy on each \$100	Levy on each \$100	Taxes Levied	Taxes Levied
State.....	10 cents	10 cents	\$ 4,001	\$ 4,111
State Virginia Debt.....	10	10	4,002	4,111
<b>Total State.....</b>	<b>20 cents</b>	<b>20 cents</b>	<b>\$ 8,003</b>	<b>\$ 8,222</b>
County, General.....	10 cents	20 cents	\$ 4,001	\$ 8,222
Main County Road.....	25	25	10,003	10,277
County Road and Bridge.....	10	.....	4,002	.....
District Road.....	15	15	6,002	6,166
District Road Bonds.....	28	26	11,204	10,688
<b>Total County and District.....</b>	<b>88 cents</b>	<b>86 cents</b>	<b>\$ 35,212</b>	<b>\$ 35,353</b>
Elementary Teachers.....	35 cents	40 cents	\$ 14,005	\$ 16,444
Elementary Maintenance Building.....	8	15	3,201	6,166
<b>Total Schools.....</b>	<b>43 cents</b>	<b>55 cents</b>	<b>\$ 17,206</b>	<b>\$ 22,610</b>
<b>GRAND TOTAL.....</b>	<b>\$ 1.51</b>	<b>\$ 1.61</b>	<b>\$ 60,421</b>	<b>\$ 66,185</b>

Spencer District complete includes Tables 6, 8, 9 and 11.

ROANE COUNTY—Table No. 7  
WALTON DISTRICT

CLASS OF PROPERTY	1920 Assessed Value	1921 Assessed Value	1920 Taxes Levied	1921 Taxes Levied
Real Estate.....	\$ 1,223,545	\$ 1,221,555	\$ 17,007	\$ 18,934
Personal Property.....	3,213,390	2,509,085	44,666	38,891
Public Utility Property.....	1,215,002	1,440,445	16,890	22,327
<b>Total.....</b>	<b>\$ 5,652,027</b>	<b>\$ 5,171,085</b>	<b>\$ 78,563</b>	<b>\$ 80,152</b>
PURPOSES	1920 Levy on each \$100	1921 Levy on each \$100	1920 Taxes Levied	1921 Taxes Levied
State.....	10 cents	10 cents	\$ 5,652	\$ 5,171
State Virginia Debt.....	10	10	5,652	5,171
<b>Total State.....</b>	<b>20 cents</b>	<b>20 cents</b>	<b>\$ 11,304</b>	<b>\$ 10,342</b>
County, General.....	10 cents	20 cents	\$ 5,652	\$ 10,342
Main County Road.....	25	25	14,130	12,928
County Road and Bridge.....	10	.....	5,652	.....
District Road.....	10	15	5,652	7,757
District Road Bonds.....	30	29	16,956	14,996
<b>Total County and District.....</b>	<b>85 cents</b>	<b>89 cents</b>	<b>\$ 48,042</b>	<b>\$ 46,023</b>
Elementary Teachers.....	22 cents	30 cents	\$ 12,434	\$ 15,513
Elementary Maintenance Building.....	4	10	2,261	5,171
New Building.....	8	6	4,822	3,103
<b>Total Schools.....</b>	<b>34 cents</b>	<b>46 cents</b>	<b>\$ 19,217</b>	<b>\$ 23,787</b>
<b>GRAND TOTAL.....</b>	<b>\$ 1.39</b>	<b>\$ 1.55</b>	<b>\$ 78,563</b>	<b>\$ 80,152</b>

ROANE COUNTY—Table No. 8  
SPENCER IND. DISTRICT, SPENCER DISTRICT—(Outside of Alvord  
and Spencer Municipalities)

CLASS OF PROPERTY	1920 Assessed Value	1921 Assessed Value	1920 Taxes Levied	1921 Taxes Levied
Real Estate.....	\$ 176,110	\$ 130,890	\$ 3,698	\$ 3,063
Personal Property.....	83,415	36,845	1,752	862
Public Utility Property.....	38,151	36,455	801	853
<b>Total.....</b>	<b>\$ 297,676</b>	<b>\$ 204,190</b>	<b>\$ 6,251</b>	<b>\$ 4,778</b>
PURPOSES	1920 Levy on each \$100	1921 Levy on each \$100	1920 Taxes Levied	1921 Taxes Levied
State.....	10 cents	10 cents	\$ 297	\$ 204
State Virginia Debt.....	10	10	298	204
<b>Total State.....</b>	<b>20 cents</b>	<b>20 cents</b>	<b>\$ 595</b>	<b>\$ 408</b>
County, General.....	10 cents	20 cents	\$ 298	\$ 408
Main County Road.....	25	25	744	511
County Road and Bridge.....	10	.....	297	.....
District Road.....	15	15	447	306
District Road Bonds.....	28	26	833	531
<b>Total County and District.....</b>	<b>88 cents</b>	<b>86 cents</b>	<b>\$ 2,619</b>	<b>\$ 1,756</b>
High School Teachers.....	20 cents	24 cents	\$ 595	\$ 490
High School Maintenance Building.....	10	12	298	245
Elementary Teachers.....	40	49	1,191	1,001
Elementary Maintenance Building.....	15	9	447	184
New Building.....	1	19	30	388
School Bonds.....	16	15	476	306
<b>Total Schools.....</b>	<b>\$ 1.02</b>	<b>\$ 1.28</b>	<b>\$ 3,037</b>	<b>\$ 2,614</b>
<b>GRAND TOTAL.....</b>	<b>\$ 2.10</b>	<b>\$ 2.34</b>	<b>\$ 6,251</b>	<b>\$ 4,778</b>

Spencer Independent District complete includes Tables 8, 9 and 11.



**ROANE COUNTY—Table No. 9**  
**\*ALVORD MUNICIPALITY, SPENCER IND. DISTRICT,**  
**SPENCER DISTRICT**

CLASS OF PROPERTY	1920 Assessed Value	1921 Assessed Value	1920 Taxes Levied	1921 Taxes Levied
Real Estate.....	\$ 75,755	\$ .....	\$ 1,742	\$ .....
Personal Property.....	42,655	.....	981	.....
Public Utility Property.....	4,987	.....	115	.....
Total.....	\$ 123,397	\$ .....	\$ 2,838	\$ .....
PURPOSES	1920 Levy on each \$100	1921 Levy on each \$100	1920 Taxes Levied	1921 Taxes Levied
State.....	.10 cents	.....	\$ 124	\$ .....
State Virginia Debt.....	.10	.....	123	.....
Total State.....	.20 cents	.....	\$ 247	\$ .....
County, General.....	.10 cents	.....	\$ 123	\$ .....
Main County Road.....	.25	.....	308	.....
County Road and Bridge.....	.10	.....	124	.....
District Road Bonds.....	.28	.....	346	.....
Total County and District.....	.73 cents	.....	\$ 901	\$ .....
High School Teachers.....	.20 cents	.....	\$ 247	.....
High School Maint. Bldg.....	.10	.....	123	.....
Elementary Teachers.....	.40	.....	494	.....
Elementary Maint. Building.....	.15	.....	185	.....
New Building.....	.01	.....	12	.....
School Bonds.....	.16	.....	197	.....
Total Schools.....	\$ 1.02	.....	\$ 1,258	.....
Municipal General.....	.35 cents	.....	\$ 432	.....
Total Municipal.....	.35 cents	.....	\$ 432	.....
GRAND TOTAL.....	\$ 2.30	.....	\$ 2,838	.....

Spencer Ind. District complete includes Tables 8, 9 and 11.

\*Now included in Municipality of Spencer

**ROANE COUNTY—Table No. 10**  
**REEDY MUNICIPALITY, REEDY DISTRICT**

CLASS OF PROPERTY	1920 Assessed Value	1921 Assessed Value	1920 Taxes Levied	1921 Taxes Levied
Real Estate.....	\$ 141,705	\$ 166,010	\$ 2,692	\$ 3,071
Personal Property.....	139,903	145,220	2,658	2,687
Public Utility Property.....	26,230	26,512	499	490
Total.....	\$ 307,838	\$ 337,742	\$ 5,849	\$ 6,248
PURPOSES	1920 Levy on each \$100	1921 Levy on each \$100	1920 Taxes Levied	1921 Taxes Levied
State.....	.10 cents	.10 cents	\$ 308	\$ 338
State Virginia Debt.....	.10	.10	308	338
Total State.....	.20 cents	.20 cents	\$ 616	\$ 676
County, General.....	.10 cents	.20 cents	\$ 308	\$ 676
Main County Road.....	.25	.25	769	844
County Road and Bridge.....	.10	.....	308	.....
District Road Bonds.....	.40	.30	1,231	1,013
Total County and District.....	.85 cents	.75 cents	\$ 2,616	\$ 2,533
Elementary Teachers.....	.40 cents	.40 cents	1,231	1,351
Elementary Maint. Building.....	.10	.15	308	506
Total Schools.....	.50 cents	.55 cents	\$ 1,539	\$ 1,857
Municipal General.....	.35 cents	.35 cents	\$ 1,078	\$ 1,182
Total Municipal.....	.35 cents	.35 cents	\$ 1,078	\$ 1,182
GRAND TOTAL.....	\$ 1.90	\$ 1.85	\$ 5,849	\$ 6,248

ROANE COUNTY—Table No. 11  
 SPENCER MUNICIPALITY, SPENCER IND. DISTRICT,  
 SPENCER DISTRICT

CLASS OF PROPERTY	1920 Assessed Value	1921 Assessed Value	1920 Taxes Levied	1921 Taxes Levied
Real Estate .....	\$ 1,086,005	\$ 1,367,795	\$ 26,607	\$ 38,161
Personal Property .....	962,270	1,092,255	23,576	30,474
Public Utility Property .....	218,687	230,851	5,357	6,441
<b>Total .....</b>	<b>\$ 2,266,962</b>	<b>\$ 2,690,901</b>	<b>\$ 55,540</b>	<b>\$ 75,076</b>
PURPOSES	1920 Levy on each \$100	1921 Levy on each \$100	1920 Taxes Levied	1921 Taxes Levied
State .....	10 cents	10 cents	\$ 2,267	\$ 2,691
State Virginia Debt .....	10	10	2,267	2,691
<b>Total State .....</b>	<b>20 cents</b>	<b>20 cents</b>	<b>\$ 4,534</b>	<b>\$ 5,382</b>
County, General .....	10 cents	20 cents	\$ 2,267	\$ 5,382
Main County Road .....	25	25	5,667	6,727
County Road and Bridge .....	10	10	2,267	2,267
District Road Bonds .....	28	26	6,347	6,996
<b>Total County and District .....</b>	<b>73 cents</b>	<b>71 cents</b>	<b>\$ 16,548</b>	<b>\$ 19,105</b>
High School Teachers .....	20 cents	24 cents	\$ 4,534	\$ 6,458
High School Maint. Bldg. ....	10	12	2,267	3,229
Elementary Teachers .....	40	49	9,068	13,186
Elementary Maint. Building .....	15	09	3,400	2,422
New Building .....	01	19	227	5,113
School Bonds .....	16	15	3,627	4,036
<b>Total Schools .....</b>	<b>\$ 1 02</b>	<b>\$ 1 28</b>	<b>\$ 23,123</b>	<b>\$ 34,444</b>
Municipal General .....	42 cents	40 cents	\$ 9,521	\$ 10,763
Municipal Bonds .....	.08	20	1,814	5,382
<b>Total Municipal .....</b>	<b>50 cents</b>	<b>60 cents</b>	<b>\$ 11,335</b>	<b>\$ 16,145</b>
<b>GRAND TOTAL .....</b>	<b>\$ 2 45</b>	<b>\$ 2 79</b>	<b>\$ 55,540</b>	<b>\$ 75,076</b>

Spencer Ind. District complete includes Tables 8, 9 and 11.

RECAPITULATION OF ROANE COUNTY  
ASSESSED VALUE

Class of Property	1920			1921		
	Districts	Municipalities	Total	Districts	Municipalities	Total
Real Estate.....	\$ 6,899,650	\$ 1,303,465	\$ 8,203,115	\$ 7,173,555	\$ 1,533,806	\$ 8,707,360
Personal Property.....	9,470,175	1,144,828	10,615,003	8,083,825	1,237,475	9,321,300
Public Utility Property...	5,724,419	249,904	5,974,323	6,511,328	257,363	6,768,691
<b>Total.....</b>	<b>\$ 22,094,244</b>	<b>\$ 2,698,197</b>	<b>\$ 24,792,441</b>	<b>\$ 21,768,708</b>	<b>\$ 3,028,643</b>	<b>\$ 24,797,351</b>

TAXES LEVIED

Purposes	1920			1921		
	Districts	Municipalities	Total	Districts	Municipalities	Total
State.....	\$ 22,092	\$ 2,699	\$ 24,791	\$ 21,769	\$ 3,029	\$ 24,798
State Virginia Debt.....	22,096	2,698	24,794	21,769	3,029	24,798
<b>Total State.....</b>	<b>\$ 44,188</b>	<b>\$ 5,397</b>	<b>\$ 49,585</b>	<b>\$ 43,538</b>	<b>\$ 6,058</b>	<b>\$ 49,596</b>
County, General.....	\$ 22,094	\$ 2,698	\$ 24,792	\$ 43,537	\$ 6,058	\$ 49,595
Main County Road.....	55,234	6,744	61,978	54,423	7,571	61,994
County Road and Bridge.....	22,095	2,699	24,794			
District Road.....	30,316		30,316	32,653		32,653
District Road Bonds.....	33,758	7,924	41,682	30,359	8,009	38,368
<b>Total County and District.....</b>	<b>\$ 163,497</b>	<b>\$ 20,065</b>	<b>\$ 183,562</b>	<b>\$ 160,972</b>	<b>\$ 21,638</b>	<b>\$ 182,610</b>
High School Teachers.....	\$ 595	\$ 4,781	\$ 5,376	\$ 490	\$ 6,458	\$ 6,948
High School Maint. Bldg.....	298	2,390	2,688	245	3,225	3,474
Elementary Teachers.....	69,947	10,793	80,740	82,088	14,537	96,625
Elementary Maint. Bldg.....	18,584	3,893	22,477	23,329	2,928	26,257
New Building.....	9,254	239	9,493	9,565	5,113	14,678
School Bonds.....	476	3,824	4,300	306	4,036	4,342
<b>Total Schools.....</b>	<b>\$ 99,154</b>	<b>\$ 25,920</b>	<b>\$ 125,074</b>	<b>\$ 116,023</b>	<b>\$ 36,301</b>	<b>\$ 152,324</b>
Municipal General.....		\$ 11,031	\$ 11,031		\$ 11,945	\$ 11,945
Municipal Bonds.....		1,814	1,814		5,382	5,382
<b>Total Municipal.....</b>		<b>\$ 12,845</b>	<b>\$ 12,845</b>		<b>\$ 17,327</b>	<b>\$ 17,327</b>
<b>GRAND TOTAL.....</b>	<b>\$ 306,836</b>	<b>\$ 64,227</b>	<b>\$ 371,066</b>	<b>\$ 320,533</b>	<b>\$ 81,324</b>	<b>\$ 401,857</b>
Total Average Rate of Levy on Each \$100.....	\$ 1.389	\$ 2.38	\$ 1.497	\$ 1.472	\$ 2.685	\$ 1.621
For All Purposes.....						
On Real Estate.....	\$ 97,875	\$ 31,041	\$ 128,916	\$ 106,954	\$ 41,232	\$ 148,186
On Personal Property.....	129,411	27,215	156,626	118,193	33,161	151,354
On Public Utility Property.....	79,553	5,971	85,524	95,386	6,931	102,317
<b>Total.....</b>	<b>\$ 306,839</b>	<b>\$ 64,227</b>	<b>\$ 371,066</b>	<b>\$ 320,533</b>	<b>\$ 81,324</b>	<b>\$ 401,857</b>

**SUMMERS COUNTY—Table No. 1  
FOREST HILL DISTRICT**

CLASS OF PROPERTY	1920	1921	1920	1921
	Assessed Value	Assessed Value	Taxes Levied	Taxes Levied
Real Estate.....	\$ 410,510	\$ 450,000	\$ 8,354	\$ 9,680
Personal Property.....	160,640	158,920	3,269	3,418
Public Utility Property.....	15,360	14,960	313	322
<b>Total.....</b>	<b>\$ 586,510</b>	<b>\$ 623,880</b>	<b>\$ 11,936</b>	<b>\$ 13,420</b>
PURPOSES	1920	1921	1920	1921
	Levy on each \$100	Levy on each \$100	Taxes Levied	Taxes Levied
State.....	.10 cents	.10 cents	\$ 586	\$ 624
State Virginia Debt.....	.10	.10	587	624
<b>Total State.....</b>	<b>.20 cents</b>	<b>.20 cents</b>	<b>\$ 1,173</b>	<b>\$ 1,248</b>
County, General.....	.30 cents	.30 cents	\$ 1,760	\$ 1,871
Main County Road.....	.25	.25	1,466	1,560
County Road and Bridge.....	.10	.....	586	.....
District Road.....	.15	.15	880	936
District Road Bonds.....	.39½	.38½	2,317	2,402
Court House and Jail.....	.12	.05	704	312
<b>Total County and District.....</b>	<b>\$ 1.31½</b>	<b>\$ 1.13½</b>	<b>\$ 7,713</b>	<b>\$ 7,081</b>
High School Teachers.....	.02 cents	.066	\$ 117	\$ 412
Elementary Teachers.....	.40	.40	2,346	2,495
Elementary Maint. Building.....	.10	.15	587	936
New Building.....	.....	.20	.....	1,248
<b>Total Schools.....</b>	<b>.52 cents</b>	<b>.816</b>	<b>\$ 3,050</b>	<b>\$ 5,091</b>
<b>GRAND TOTAL.....</b>	<b>\$ 2.03½</b>	<b>\$ 2.151</b>	<b>\$ 11,936</b>	<b>\$ 13,420</b>

**SUMMERS COUNTY—Table No. 2  
GREENBRIER DISTRICT—(Outside of Avis and Hinton Municipalities)**

CLASS OF PROPERTY	1920	1921	1920	1921
	Assessed Value	Assessed Value	Taxes Levied	Taxes Levied
Real Estate.....	\$ 331,980	\$ 266,580	\$ 8,864	\$ 5,331
Personal Property.....	95,970	72,290	2,562	1,446
Public Utility Property.....	491,340	497,195	13,119	9,944
<b>Total.....</b>	<b>\$ 919,290</b>	<b>\$ 836,065</b>	<b>\$ 24,545</b>	<b>\$ 16,721</b>
PURPOSES	1920	1921	1920	1921
	Levy on each \$100	Levy on each \$100	Taxes Levied	Taxes Levied
State.....	.10 cents	.10 cents	\$ 919	\$ 836
State Virginia Debt.....	.10	.10	920	836
<b>Total State.....</b>	<b>.20 cents</b>	<b>.20 cents</b>	<b>\$ 1,839</b>	<b>\$ 1,672</b>
County, General.....	.30 cents	.30 cents	\$ 2,758	\$ 2,508
Main County Road.....	.25	.25	2,298	2,090
County Road and Bridge.....	.10	.....	919	.....
District Road.....	.15	.15	1,379	1,254
District Road Bonds.....	.28	.27	2,574	2,258
Court House and Jail.....	.12	.05	1,103	418
<b>Total County and District.....</b>	<b>\$ 1.20</b>	<b>\$ 1.02</b>	<b>\$ 11,031</b>	<b>\$ 8,528</b>
High School Teachers.....	.47 cents	.03 cents	\$ 4,321	\$ 251
High School Maint. Bldg.....	.10	.....	919	.....
Elementary Teachers.....	.40	.40	3,677	3,344
Elementary Maint. Building.....	.10	.15	919	1,254
New Building.....	.20	.20	1,839	1,672
<b>Total Schools.....</b>	<b>\$ 1.27</b>	<b>.78 cents</b>	<b>\$ 11,675</b>	<b>\$ 6,521</b>
<b>GRAND TOTAL.....</b>	<b>\$ 2.67</b>	<b>\$ 2.00</b>	<b>\$ 24,545</b>	<b>\$ 16,721</b>

Greenbrier District complete includes Tables 2, 7, 8 and 9.

## SUMMERS COUNTY—Table No. 3

## GREEN SULPHUR DISTRICT—(Outside of Meadow Creek Municipality)

CLASS OF PROPERTY	1920 Assessed Value	1921 Assessed Value	1920 Taxes Levied	1921 Taxes Levied
Real Estate.....	\$ 630,020	\$ 712,380	\$ 14,018	\$ 13,322
Personal Property.....	365,940	364,390	8,142	6,814
Public Utility Property.....	1,351,548	1,263,832	30,094	23,633
Total.....	\$ 2,348,508	\$ 2,340,602	\$ 52,254	\$ 43,769
PURPOSES	1920 Levy on each \$100	1921 Levy on each \$100	1920 Taxes Levied	1921 Taxes Levied
State.....	.10 cents	.10 cents	\$ 2,348	\$ 2,341
State Virginia Debt.....	.10	.10	2,349	2,341
Total State.....	.20 cents	.20 cents	\$ 4,697	\$ 4,682
County, General.....	.30 cents	.30 cents	\$ 7,046	\$ 7,022
Main County Road.....	.25	.25	5,871	5,851
County Road and Bridge.....	.10		2,348	
District Road.....	.15	.15	3,523	3,511
District Road Bonds.....	.39½	.36	9,277	8,426
Court House and Jail.....	.12	.05	2,818	1,170
Total County and District.....	\$ 1.31½	\$ 1.11	\$ 30,883	\$ 25,980
High School Teachers.....	.01 cents	.01 cents	\$ 235	\$ 234
Elementary Teachers.....	.40 cents	.40 cents	9,394	9,362
Elementary Maint. Building.....	.10	.15	2,348	3,511
New Building.....	.20		4,697	
Total Schools.....	.71 cents	.56 cents	\$ 16,674	\$ 13,107
GRAND TOTAL.....	\$ 2.22½	\$ 1.87	\$ 52,254	\$ 43,769

Green Sulphur District complete includes Table 3 and 10.

SUMMERS COUNTY—Table No. 4  
JUMPING BRANCH DISTRICT

CLASS OF PROPERTY	1920 Assessed Value	1921 Assessed Value	1920 Taxes Levied	1921 Taxes Levied
Real Estate.....	\$ 427,500	\$ 465,850	\$ 9,619	\$ 9,923
Personal Property.....	208,820	200,970	4,699	4,281
Public Utility Property.....	23,617	23,725	531	505
Total.....	\$ 659,937	\$ 690,545	\$ 14,849	\$ 14,709
PURPOSES	1920 Levy on each \$100	1921 Levy on each \$100	1920 Taxes Levied	1921 Taxes Levied
State.....	.10 cents	.10 cents	\$ 660	\$ 691
State Virginia Debt.....	.10	.10	660	691
Total State.....	.20 cents	.20 cents	\$ 1,320	\$ 1,382
County, General.....	.30 cents	.30 cents	\$ 1,980	\$ 2,072
Main County Road.....	.25	.25	1,650	1,726
County Road and Bridge.....	.10		660	
District Road.....	.15	.15	990	1,036
District Road Bonds.....	.41	.36	2,705	2,486
Court House and Jail.....	.12	.05	792	345
Total County and District.....	\$ 1.33	\$ 1.11	\$ 8,777	\$ 7,665
High School Teachers.....	.02 cents	.07 cents	\$ 132	\$ 483
Elementary Teachers.....	.40	.40	2,640	2,762
Elementary Maint. Building.....	.10	.15	660	1,036
New Building.....	.20	.20	1,320	1,381
Total Schools.....	.72 cents	.82 cents	\$ 4,752	\$ 5,662
GRAND TOTAL.....	\$ 2.25	\$ 2.13	\$ 14,849	\$ 14,709

**SUMMERS COUNTY—Table No. 5**  
**PIPE STEM DISTRICT**

CLASS OF PROPERTY	1920	1921	1920	1921
	Assessed Value	Assessed Value	Taxes Levied	Taxes Levied
Real Estate.....	\$ 315,530	\$ 352,690	\$ 6,374	\$ 7,371
Personal Property.....	121,530	142,890	2,455	2,986
Public Utility Property.....	19,860	19,860	401	415
<b>Total.....</b>	<b>\$ 456,920</b>	<b>\$ 515,440</b>	<b>\$ 9,230</b>	<b>\$ 10,772</b>
PURPOSES	1920	1921	1920	1921
	Levy on each \$100	Levy on each \$100	Taxes Levied	Taxes Levied
State.....	.10 cents	.10 cents	\$ 457	\$ 515
State Virginia Debt.....	.10	.10	457	515
<b>Total State.....</b>	<b>.20 cents</b>	<b>.20 cents</b>	<b>\$ 914</b>	<b>\$ 1,030</b>
County, General.....	.30 cents	.30 cents	\$ 1,371	\$ 1,546
Main County Road.....	.25	.25	1,142	1,289
County Road and Bridge.....	.10		457	
District Road.....	.15	.15	685	773
District Road Bonds.....	.40	.34	1,828	1,752
Court House and Jail.....	.12	.05	548	258
<b>Total County and District.....</b>	<b>\$ 1.32</b>	<b>\$ 1.09</b>	<b>\$ 6,031</b>	<b>\$ 5,618</b>
High School Teachers.....		.05 cents	\$	\$ 258
Elementary Teachers.....	.40 cents	.40 cents	\$ 1,828	2,062
Elementary Maint. Building.....	.10	.15	457	773
New Building.....	.	.20		1,031
<b>Total Schools.....</b>	<b>.50 cents</b>	<b>.80 cents</b>	<b>\$ 2,285</b>	<b>\$ 4,024</b>
<b>GRAND TOTAL.....</b>	<b>\$ 2.02</b>	<b>\$ 2.09</b>	<b>\$ 9,230</b>	<b>\$ 10,772</b>

**SUMMERS COUNTY—Table No. 6**  
**TALCOTT DISTRICT**

CLASS OF PROPERTY	1920	1921	1920	1921
	Assessed Value	Assessed Value	Taxes Levied	Taxes Levied
Real Estate.....	\$ 598,500	\$ 681,600	\$ 13,406	\$ 13,905
Personal Property.....	186,210	205,250	4,171	4,187
Public Utility Property.....	1,293,073	1,289,378	28,965	26,303
<b>Total.....</b>	<b>\$ 2,077,783</b>	<b>\$ 2,176,228</b>	<b>\$ 46,542</b>	<b>\$ 44,395</b>
PURPOSES	1920	1921	1920	1921
	Levy on each \$100	Levy on each \$100	Taxes Levied	Taxes Levied
State.....	.10 cents	.10 cents	\$ 2,078	\$ 2,176
State Virginia Debt.....	.10	.10	2,078	2,176
<b>Total State.....</b>	<b>.20 cents</b>	<b>.20 cents</b>	<b>\$ 4,156</b>	<b>\$ 4,352</b>
County, General.....	.30 cents	.30 cents	\$ 6,233	\$ 6,529
Main County Road.....	.25	.25	5,194	5,441
County Road and Bridge.....	.10		2,078	
District Road.....	.15	.15	3,117	3,264
District Road Bonds.....	.36	.38	7,480	8,270
Court House and Jail.....	.12	.05	2,493	1,088
<b>Total County and District.....</b>	<b>\$ 1.28</b>	<b>\$ 1.13</b>	<b>\$ 26,595</b>	<b>\$ 24,592</b>
High School Teachers.....	.06 cents	.08 cents	\$ 1,246	\$ 1,741
Elementary Teachers.....	.40	.40	8,311	8,705
Elementary Maint. Building.....	.10	.13	2,078	2,829
New Building.....	.20	.10	4,156	2,176
<b>Total Schools.....</b>	<b>.76 cents</b>	<b>.71 cents</b>	<b>\$ 15,791</b>	<b>\$ 15,451</b>
<b>GRAND TOTAL.....</b>	<b>\$ 2.24</b>	<b>\$ 2.04</b>	<b>\$ 46,542</b>	<b>\$ 44,395</b>

SUMMERS COUNTY—Table No. 7  
HINTON IND. DISTRICT, GREENBRIER DISTRICT—(Outside of  
Avis and Hinton Municipalities)

CLASS OF PROPERTY	1920	1921	1920	1921
	Assessed Value	Assessed Value	Taxes Levied	Taxes Levied
Real Estate.....	\$.....	\$ 115,400	\$.....	\$ 3,255
Personal Property.....	.....	29,120	.....	821
Public Utility Property.....	.....	.....	.....	.....
<b>Total.....</b>	<b>\$.....</b>	<b>\$ 144,520</b>	<b>.....</b>	<b>\$ 4,076</b>
PURPOSES	1920	1921	1920	1921
	Levy on each \$100	Levy on each \$100	Taxes Levied	Taxes Levied
State.....	..... cents	10 cents	\$.....	\$ 145
State Virginia Debt.....	.....	10	.....	145
<b>Total State.....</b>	<b>..... cents</b>	<b>20 cents</b>	<b>\$.....</b>	<b>\$ 290</b>
County, General.....	..... cents	30 cents	\$.....	\$ 434
Main County Road.....	.....	25	.....	361
District Road.....	.....	15	.....	217
District Road Bonds.....	.....	27	.....	390
Court House and Jail.....	.....	5	.....	72
<b>Total County and District.....</b>	<b>..... cents</b>	<b>\$ 1.02</b>	<b>\$.....</b>	<b>\$ 1,474</b>
High School Teachers.....	..... cents	68 cents	\$.....	\$ 983
High School Maintenance Building.....	.....	9	.....	130
Elementary Teachers.....	.....	60	.....	867
Elementary Maintenance Building.....	.....	17	.....	245
New Building.....	.....	6	.....	87
<b>Total Schools.....</b>	<b>\$.....</b>	<b>\$ 1.60</b>	<b>\$.....</b>	<b>\$ 2,312</b>
<b>GRAND TOTAL.....</b>	<b>\$.....</b>	<b>\$ 2.82</b>	<b>\$.....</b>	<b>\$ 4,076</b>

Hinton Independent District complete includes Tables 7, 8 and 9.

SUMMERS COUNTY—Table No. 8  
AVIS MUNICIPALITY, HINTON IND. DISTRICT,  
GREENBRIER DISTRICT

CLASS OF PROPERTY	1920	1921	1920	1921
	Assessed Value	Assessed Value	Taxes Levied	Taxes Levied
Real Estate.....	\$ 328,920	\$ 356,690	\$ 12,335	\$ 12,556
Personal Property.....	94,480	102,540	3,543	3,609
Public Utility Property.....	230,488	231,751	8,643	8,158
<b>Total.....</b>	<b>\$ 653,888</b>	<b>\$ 690,981</b>	<b>\$ 24,521</b>	<b>\$ 24,323</b>
PURPOSES	1920	1921	1920	1921
	Levy on each \$100	Levy on each \$100	Taxes Levied	Taxes Levied
State.....	10 cents	10 cents	\$ 654	\$ 691
State Virginia Debt.....	10	10	654	691
<b>Total State.....</b>	<b>20 cents</b>	<b>20 cents</b>	<b>\$ 1,308</b>	<b>\$ 1,382</b>
County, General.....	30 cents	30 cents	\$ 1,962	\$ 2,073
Main County Road.....	25	25	1,635	1,727
County Road and Bridge.....	10	.....	654	.....
District Road Bonds.....	28	27	1,831	1,866
Court House and Jail.....	12	5	784	346
<b>Total County and District.....</b>	<b>\$ 1.05</b>	<b>87 cents</b>	<b>\$ 6,866</b>	<b>\$ 6,012</b>
High School Teachers.....	47 cents	68 cents	\$ 3,073	\$ 4,699
High School Maintenance Building.....	10	9	654	622
Elementary Teachers.....	40	60	2,615	4,146
Elementary Maintenance Building.....	10	17	654	1,175
New Building.....	20	6	1,308	414
Sub-District Extension.....	38	.....	2,485	.....
<b>Total Schools.....</b>	<b>\$ 1.65</b>	<b>\$ 1.60</b>	<b>\$ 10,789</b>	<b>\$ 11,056</b>
Municipal General.....	50 cents	50 cents	\$ 3,269	\$ 3,455
Municipal Bonds.....	35	35	2,289	2,418
<b>Total Municipal.....</b>	<b>85 cents</b>	<b>85 cents</b>	<b>\$ 5,558</b>	<b>\$ 5,873</b>
<b>GRAND TOTAL.....</b>	<b>\$ 3.75</b>	<b>\$ 3.52</b>	<b>\$ 24,521</b>	<b>\$ 24,323</b>

Hinton Independent District complete includes Tables 7, 8 and 9.  
Independent District created by Chapter 43, Acts, 1921.

SUMMERS COUNTY—Table No. 9  
HINTON MUNICIPALITY, HINTON IND. DISTRICT,  
GREENBRIER DISTRICT

CLASS OF PROPERTY	1920	1921	1920	1920
	Assessed Value	Assessed Value	Taxes Levied	Taxes Levied
Real Estate.....	\$ 1,419,560	\$ 1,573,370	\$ 54,653	\$ 56,956
Personal Property.....	848,913	984,510	32,683	35,639
Public Utility Property.....	355,349	375,378	13,681	13,589
<b>Total.....</b>	<b>\$ 2,623,822</b>	<b>\$ 2,933,258</b>	<b>\$ 101,017</b>	<b>\$ 106,184</b>
PURPOSES	1920	1921	1920	1921
	Levy on each \$100	Levy on each \$100	Taxes Levied	Taxes Levied
State.....	10 cents	10 cents	\$ 2,624	\$ 2,933
State Virginia Debt.....	10	10	2,624	2,933
<b>Total State.....</b>	<b>20 cents</b>	<b>20 cents</b>	<b>\$ 5,248</b>	<b>\$ 5,866</b>
County, General.....	30 cents	30 cents	\$ 7,871	\$ 8,800
Main County Road.....	25	25	6,559	7,333
County Road and Bridge.....	10		2,624	
District Road Bonds.....	28	27	7,347	7,920
Court House and Jail.....	12	5	3,149	1,467
<b>Total County and District.....</b>	<b>\$ 1.05</b>	<b>\$ .87 cents</b>	<b>\$ 27,550</b>	<b>\$ 25,520</b>
High School Teachers.....	47 cents	68 cents	\$ 12,332	\$ 19,946
High School Maintenance Building.....	10	9	2,624	2,640
Elementary Teachers.....	40	60	10,495	17,600
Elementary Maintenance Building.....	10	17	2,624	4,986
New Building.....	20	6	5,248	1,760
Sub-District Extension.....	38		9,970	
<b>Total Schools.....</b>	<b>\$ 1.65</b>	<b>\$ 1.60</b>	<b>\$ 43,293</b>	<b>\$ 46,932</b>
Municipal General.....	50 cents	50 cents	\$ 13,119	\$ 14,666
Municipal Bonds.....	45	25	11,807	7,333
Old Indebtedness.....		20		5,867
<b>Total Municipal.....</b>	<b>95 cents</b>	<b>95 cents</b>	<b>\$ 24,926</b>	<b>\$ 27,866</b>
<b>GRAND TOTAL.....</b>	<b>\$ 3.85</b>	<b>\$ 3.62</b>	<b>\$ 101,017</b>	<b>\$ 106,184</b>

Hinton Independent District complete includes Tables 7, 8 and 9.  
Independent District created by Chapter 43, Acts, 1921.

SUMMERS COUNTY—Table No. 10  
MEADOW CREEK MUNICIPALITY, GREEN SULPHUR DISTRICT

CLASS OF PROPERTY	1920	1921	1920	1921
	Assessed Value	Assessed Value	Taxes Levied	Taxes Levied
Real Estate.....	\$ .....	\$ 33,990	\$ .....	\$ 754
Personal Property.....	.....	62,874	.....	1,396
Public Utility Property.....	.....	86,400	.....	1,918
<b>Total.....</b>	<b>\$ .....</b>	<b>\$ 183,264</b>	<b>\$ .....</b>	<b>\$ 4,068</b>
PURPOSES	1920	1921	1920	1921
	Levy on each \$100	Levy on each \$100	Taxes Levied	Taxes Levied
State.....	..... cents	10 cents	\$ .....	\$ 183
State Virginia Debt.....	.....	10	.....	183
<b>Total State.....</b>	<b>..... cents</b>	<b>20 cents</b>	<b>\$ .....</b>	<b>\$ 366</b>
County, General.....	..... cents	30 cents	\$ .....	\$ 550
Main County Road.....	.....	25	.....	458
District Road Bonds.....	.....	36	.....	660
Court House and Jail.....	.....	5	.....	92
<b>Total County and District.....</b>	<b>..... cents</b>	<b>96 cents</b>	<b>\$ .....</b>	<b>\$ 1,760</b>
High School Teachers.....	..... cents	1 cent	\$ .....	\$ 18
Elementary Teachers.....	.....	40	.....	733
Elementary Maintenance Building.....	.....	15	.....	275
<b>Total Schools.....</b>	<b>..... cents</b>	<b>56 cents</b>	<b>\$ .....</b>	<b>\$ 1,026</b>
Municipal General.....	..... cents	50 cents	\$ .....	\$ 916
<b>Total Municipal.....</b>	<b>..... cents</b>	<b>50 cents</b>	<b>\$ .....</b>	<b>\$ 916</b>
<b>GRAND TOTAL.....</b>	<b>\$ .....</b>	<b>\$ 2.22</b>	<b>\$ .....</b>	<b>\$ 4,068</b>



**RECAPITULATION OF SUMMERS COUNTY  
ASSESSED VALUE**

Class of Property	1920			1921		
	Districts	Municipalities	Total	Districts	Municipalities	Total
Real Estate .....	\$ 2,714,040	\$ 1,748,480	\$ 4,462,520	\$ 3,044,500	\$ 1,964,060	\$ 5,008,560
Personal Property .....	1,139,110	943,393	2,082,503	1,173,830	1,149,924	2,323,754
Public Utility Property.....	3,195,798	585,837	3,781,635	3,108,960	693,529	3,802,479
<b>Total .....</b>	<b>\$ 7,048,948</b>	<b>\$ 3,277,710</b>	<b>\$ 10,326,658</b>	<b>\$ 7,327,290</b>	<b>\$ 3,807,503</b>	<b>\$ 11,134,793</b>

**TAXES LEVIED**

Purposes	1920			1921		
	Districts	Municipalities	Total	Districts	Municipalities	Total
State .....	\$ 7,048	\$ 3,278	\$ 10,326	\$ 7,328	\$ 3,807	\$ 11,135
State Virginia Debt .....	7,051	3,278	10,329	7,328	3,807	11,135
<b>Total State .....</b>	<b>\$ 14,099</b>	<b>\$ 6,556</b>	<b>\$ 20,655</b>	<b>\$ 14,656</b>	<b>\$ 7,614</b>	<b>\$ 22,270</b>
County, General .....	\$ 21,148	\$ 9,833	\$ 30,981	\$ 21,982	\$ 11,423	\$ 33,405
Main County Road .....	17,621	8,194	25,815	18,318	9,518	27,836
County Road and Bridge .....	7,048	3,278	10,326	.....	.....	.....
District Road .....	10,574	.....	10,574	10,991	.....	10,991
District Road Bonds .....	26,181	9,178	35,359	25,984	10,446	36,430
Court House and Jail .....	8,458	3,933	12,391	3,663	1,905	5,568
<b>Total County and District .....</b>	<b>\$ 91,030</b>	<b>\$ 34,416</b>	<b>\$ 125,446</b>	<b>\$ 80,938</b>	<b>\$ 33,292</b>	<b>\$ 114,230</b>
High School Teachers .....	\$ 6,051	\$ 15,405	\$ 21,456	\$ 4,362	\$ 24,663	\$ 29,025
High School Maint. Bldg. ....	919	3,278	4,197	130	3,262	3,392
Elementary Teachers .....	28,196	13,110	41,306	29,597	22,479	52,076
Elementary Maint. Bldg. ....	7,049	3,278	10,327	10,584	6,436	17,020
New Building .....	12,012	6,556	18,568	7,595	2,174	9,769
Sub-District Extension .....	.....	12,455	12,455	.....	.....	.....
<b>Total Schools .....</b>	<b>\$ 54,227</b>	<b>\$ 54,082</b>	<b>\$ 108,309</b>	<b>\$ 52,268</b>	<b>\$ 59,014</b>	<b>\$ 111,282</b>
Municipal General .....	\$ .....	\$ 16,388	\$ 16,388	\$ .....	\$ 19,037	\$ 19,037
Municipal Bonds .....	.....	14,096	14,096	.....	9,751	9,751
Old Indebtedness .....	.....	.....	.....	.....	5,867	5,867
<b>Total Municipal .....</b>	<b>\$ .....</b>	<b>\$ 30,484</b>	<b>\$ 30,484</b>	<b>\$ .....</b>	<b>\$ 34,655</b>	<b>\$ 34,655</b>
<b>GRAND TOTAL .....</b>	<b>\$ 159,356</b>	<b>\$ 125,538</b>	<b>\$ 284,894</b>	<b>\$ 147,862</b>	<b>\$ 134,575</b>	<b>\$ 282,437</b>
<b>Total Average Rate of Levy on Each \$100 .....</b>	<b>\$ 2.261</b>	<b>\$ 3.83</b>	<b>\$ 2.759</b>	<b>\$ 2.018</b>	<b>\$ 3.534</b>	<b>\$ 2.537</b>
<b>For All Purposes</b>						
On Real Estate .....	\$ 60,635	\$ 66,988	\$ 127,623	\$ 62,787	\$ 70,266	\$ 133,053
On Personal Property .....	25,298	36,226	61,524	23,953	40,644	64,597
On Public Utility Property .....	73,423	22,324	95,747	61,122	23,665	84,787
<b>Total .....</b>	<b>\$ 159,356</b>	<b>\$ 125,538</b>	<b>\$ 284,894</b>	<b>\$ 147,862</b>	<b>\$ 134,575</b>	<b>\$ 282,437</b>

**TAYLOR COUNTY—Table No. 1**  
**BOOTHS CREEK DISTRICT—(Outside of Pruntytown Ind. District)**

CLASS OF PROPERTY	1920 Assessed Value	1921 Assessed Value	1920 Taxes Levied	1921 Taxes Levied
Real Estate.....	\$ 897,690	\$ 960,610	\$ 9,695	\$ 15,562
Personal Property.....	369,080	376,080	3,986	6,092
Public Utility Property.....	379,998	351,401	4,104	5,693
<b>Total.....</b>	<b>\$ 1,646,768</b>	<b>\$ 1,688,091</b>	<b>\$ 17,785</b>	<b>\$ 27,347</b>
PURPOSES	1920 Levy on each \$100	1921 Levy on each \$100	1920 Taxes Levied	1921 Taxes Levied
State.....	10 cents	10 cents	\$ 1,647	\$ 1,688
State Virginia Debt.....	10	10	1,647	1,688
<b>Total State.....</b>	<b>20 cents</b>	<b>20 cents</b>	<b>\$ 3,294</b>	<b>\$ 3,376</b>
County, General.....	cents	25 cents	\$.....	\$ 4,221
Main County Road.....	10	10	1,647	1,688
County Road and Bridge.....	5		823	
District Road.....	15	15	2,470	2,532
County Road Bonds.....	15	15	2,470	2,532
Court House and Jail.....		20		3,376
<b>Total County and District.....</b>	<b>45 cents</b>	<b>85 cents</b>	<b>\$ 7,410</b>	<b>\$ 14,349</b>
High School Teachers.....	cents	7 cents	\$.....	\$ 1,182
Elementary Teachers.....	33	40	5,434	6,752
Elementary Maintenance Building.....	10	10	1,647	1,688
<b>Total Schools.....</b>	<b>43 cents</b>	<b>57 cents</b>	<b>\$ 7,081</b>	<b>\$ 9,622</b>
<b>GRAND TOTAL.....</b>	<b>\$ 1 08</b>	<b>\$ 1 62</b>	<b>\$ 17,785</b>	<b>\$ 27,347</b>

Booths Creek District complete includes Tables 1 and 6.

**TAYLOR COUNTY—Table No. 2**  
**COURT HOUSE DISTRICT—(Outside of Pruntytown Ind. District)**

CLASS OF PROPERTY	1920 Assessed Value	1921 Assessed Value	1920 Taxes Levied	1921 Taxes Levied
Real Estate.....	\$ 1,337,310	\$ 1,414,630	\$ 18,856	\$ 23,907
Personal Property.....	596,270	935,380	8,408	15,808
Public Utility Property.....	889,300	875,757	12,539	14,801
<b>Total.....</b>	<b>\$ 2,822,880</b>	<b>\$ 3,225,767</b>	<b>\$ 39,803</b>	<b>\$ 54,516</b>
PURPOSES	1920 Levy on each \$100	1921 Levy on each \$100	1920 Taxes Levied	1921 Taxes Levied
State.....	10 cents	10 cents	\$ 2,823	\$ 3,226
State Virginia Debt.....	10	10	2,823	3,226
<b>Total State.....</b>	<b>20 cents</b>	<b>20 cents</b>	<b>\$ 5,646</b>	<b>\$ 6,452</b>
County, General.....	cents	25 cents	\$.....	\$ 8,064
Main County Road.....	10	10	2,823	3,226
County Road and Bridge.....	5		1,412	
District Road.....	15	15	4,234	4,839
County Road Bonds.....	15	15	4,234	4,838
Court House and Jail.....		20		6,452
<b>Total County and District.....</b>	<b>45 cents</b>	<b>85 cents</b>	<b>\$ 12,703</b>	<b>\$ 27,419</b>
High School Teachers.....	5 cents	4 cents	\$ 1,411	\$ 1,290
High School Maintenance Building.....	1		282	
Elementary Teachers.....	40	40	11,292	12,903
Elementary Maintenance Building.....	10	8	2,823	2,581
New Building.....	20	12	5,646	3,871
<b>Total Schools.....</b>	<b>76 cents</b>	<b>64 cents</b>	<b>\$ 21,454</b>	<b>\$ 20,645</b>
<b>GRAND TOTAL.....</b>	<b>\$ 1 41</b>	<b>\$ 1 69</b>	<b>\$ 39,803</b>	<b>\$ 54,516</b>

Court House District complete includes Tables 2 and 7

TAYLOR COUNTY—Table No. 3  
FETTERMAN DISTRICT

CLASS OF PROPERTY	1920 Assessed Value	1921 Assessed Value	1920 Taxes Levied	1921 Taxes Levied
Real Estate.....	\$ 1,456,870	\$ 1,565,380	\$ 18,939	\$ 24,889
Personal Property.....	459,910	477,720	5,979	7,596
Public Utility Property.....	1,357,753	1,362,376	17,651	21,662
Total.....	\$ 3,274,533	\$ 3,405,476	\$ 42,569	\$ 54,147
PURPOSES	1920 Levy on each \$100	1921 Levy on each \$100	1920 Taxes Levied	1921 Taxes Levied
State.....	10 cents	10 cents	\$ 3,274	\$ 3,405
State Virginia Debt.....	10	10	3,275	3,405
Total State.....	20 cents	20 cents	\$ 6,549	\$ 6,810
County, General.....	cents	25 cents	\$ .....	\$ 8,514
Main County Road.....	10	10	3,275	3,405
County Road and Bridge.....	5	.....	1,637	.....
District Road.....	15	15	4,912	5,108
County Road Bonds.....	15	15	4,912	5,109
Court House and Jail.....	.....	20	.....	6,811
Total County and District.....	45 cents	85 cents	\$ 14,736	\$ 28,947
High School Teachers.....	cents	5 cents	\$ .....	\$ 1,703
Elementary Teachers.....	40	40	13,098	13,622
Elementary Maintenance Building.....	5	6	1,637	2,043
New Building.....	20	3	6,549	1,022
Total Schools.....	65 cents	54 cents	\$ 21,284	\$ 18,390
GRAND TOTAL.....	\$ 1.30	\$ 1.59	\$ 42,569	\$ 54,147

TAYLOR COUNTY—Table No. 4  
FLEMINGTON DISTRICT

CLASS OF PROPERTY	1920 Assessed Value	1921 Assessed Value	1920 Taxes Levied	1921 Taxes Levied
Real Estate.....	\$ 1,041,410	\$ 1,127,810	\$ 17,496	\$ 20,864
Personal Property.....	614,540	689,690	10,324	12,759
Public Utility Property.....	516,764	531,929	8,681	9,841
Total.....	\$ 2,172,714	\$ 2,349,429	\$ 36,501	\$ 43,464
PURPOSES	1920 Levy on each \$100	1921 Levy on each \$100	1920 Taxes Levied	1921 Taxes Levied
State.....	10 cents	10 cents	\$ 2,172	\$ 2,349
State Virginia Debt.....	10	10	2,173	2,349
Total State.....	20 cents	20 cents	\$ 4,345	\$ 4,698
County, General.....	cents	25 cents	\$ .....	\$ 5,874
Main County Road.....	10	10	2,173	2,349
County Road and Bridge.....	5	.....	1,086	.....
District Road.....	15	15	3,259	3,524
County Road Bonds.....	15	15	3,259	3,524
Court House and Jail.....	.....	20	.....	4,699
Total County and District.....	45 cents	85 cents	\$ 9,777	\$ 19,970
High School Teachers.....	15 cents	20 cents	\$ 3,259	\$ 4,699
High School Maintenance Building.....	.....	1	.....	235
Elementary Teachers.....	36	40	7,822	9,398
Elementary Maintenance Building.....	10	9	2,173	2,114
New Building.....	40	10	8,691	2,350
School Bonds.....	2	.....	434	.....
Total Schools.....	\$ 1.03	80 cents	\$ 22,379	\$ 18,796
GRAND TOTAL.....	\$ 1.68	\$ 1.85	\$ 36,501	\$ 43,464

**TAYLOR COUNTY—Table No. 5**  
**KNOTTSVILLE DISTRICT**

CLASS OF PROPERTY	1920 Assessed Value	1921 Assessed Value	1920 Taxes Levied	1921 Taxes Levied
Real Estate.....	\$ 755,610	\$ 826,810	\$ 8,841	\$ 13,725
Personal Property.....	286,640	353,580	3,354	5,870
Public Utility Property.....	1,005,167	1,007,280	11,760	16,721
<b>Total.....</b>	<b>\$ 2,047,417</b>	<b>\$ 2,187,670</b>	<b>\$ 23,955</b>	<b>\$ 36,316</b>
PURPOSES	1920 Levy on each \$100	1921 Levy on each \$100	1920 Taxes Levied	1921 Taxes Levied
State.....	10 cents	10 cents	\$ 2,047	\$ 2,188
State Virginia Debt.....	10	10	2,048	2,188
<b>Total State.....</b>	<b>20 cents</b>	<b>20 cents</b>	<b>\$ 4,095</b>	<b>\$ 4,376</b>
Countv. General.....	cents	25 cents	\$.....	\$ 5,469
Main County Road.....	10	10	2,047	2,188
County Road and Bridge.....	5	.....	1,024	.....
District Road.....	15	15	3,071	3,282
County Road Bonds.....	15	15	3,071	3,281
Court House and Jail.....	.....	20	.....	4,375
<b>Total County and District.....</b>	<b>45 cents</b>	<b>85 cents</b>	<b>\$ 9,213</b>	<b>\$ 18,595</b>
Elementary Teachers.....	35 cents	38 cents	\$ 7,166	\$ 8,313
Elementary Maintenance Building.....	5	8	1,024	1,750
New Building.....	12	15	2,457	3,282
<b>Total Schools.....</b>	<b>52 cents</b>	<b>61 cents</b>	<b>\$ 10,647</b>	<b>\$ 13,345</b>
<b>GRAND TOTAL.....</b>	<b>\$ 1.17</b>	<b>\$ 1.66</b>	<b>\$ 23,955</b>	<b>\$ 36,316</b>

**TAYLOR COUNTY—Table No. 6**

**PRUNTYTOWN IND. DISTRICT, BOOTH'S CREEK DISTRICT—(Ex-  
clusive of Pruntytown Ind. District in Court House District)**

CLASS OF PROPERTY	1920 Assessed Value	1921 Assessed Value	1920 Taxes Levied	1921 Taxes Levied
Real Estate.....	\$ 79,380	\$ 86,090	\$ 964	\$ 1,464
Personal Property.....	146,660	152,140	1,782	2,586
Public Utility Property.....	13,219	13,024	161	221
<b>Total.....</b>	<b>\$ 239,259</b>	<b>\$ 251,254</b>	<b>\$ 2,907</b>	<b>\$ 4,271</b>
PURPOSES	1920 Levy on each \$100	1921 Levy on each \$100	1920 Taxes Levied	1921 Taxes Levied
State.....	10 cents	10 cents	\$ 239	\$ 251
State Virginia Debt.....	10	10	239	251
<b>Total State.....</b>	<b>20 cents</b>	<b>20 cents</b>	<b>\$ 478</b>	<b>\$ 502</b>
County, General.....	cents	25 cents	\$.....	\$ 628
Main County Road.....	10	10	239	251
County Road and Bridge.....	5	.....	120	.....
District Road.....	15	15	359	377
County Road Bonds.....	15	15	359	377
Court House and Jail.....	.....	20	.....	503
<b>Total County and District.....</b>	<b>45 cents</b>	<b>85 cents</b>	<b>\$ 1,077</b>	<b>\$ 2,136</b>
High School Teachers.....	6½ cts	10 cents	\$ 156	\$ 251
Elementary Teachers.....	40	40	957	1,005
Elementary Maintenance Building.....	10	15	239	377
<b>Total Schools.....</b>	<b>56½ cts</b>	<b>65 cents</b>	<b>\$ 1,352</b>	<b>\$ 1,633</b>
<b>GRAND TOTAL.....</b>	<b>\$ 1.21½</b>	<b>\$ 1.70</b>	<b>\$ 2,907</b>	<b>\$ 4,271</b>

Pruntytown Independent District complete includes Tables 6 and 7.

TAYLOR COUNTY—Table No. 7

PRUNTYTOWN IND. DISTRICT, COURT HOUSE DISTRICT—(Exclusive of Pruntytown Ind. District in Booths Creek District)

CLASS OF PROPERTY	1920	1921	1920	1921
	Assessed Value	Assessed Value	Taxes Levied	Taxes Levied
Real Estate.....	\$ 184,020	\$ 200,730	\$ 2,236	\$ 3,413
Personal Property.....	41,820	53,060	508	902
Public Utility Property.....				
Total.....	\$ 225,840	\$ 253,790	\$ 2,744	\$ 4,315
PURPOSES	1920	1921	1920	1921
	Levy on each \$100	Levy on each \$100	Taxes Levied	Taxes Levied
State.....	10 cents	10 cents	\$ 226	\$ 254
State Virginia Debt.....	10	10	226	254
Total State.....	20 cents	20 cents	\$ 452	\$ 508
County, General.....	cents	25 cents	\$.....	\$ 634
Main County Road.....	10	10	226	254
County Road and Bridge.....	5		113	
District Road.....	15	15	339	381
County Road Bonds.....	15	15	338	380
Court House and Jail.....		20		508
Total County and District.....	45 cents	85 cents	\$ 1,016	\$ 2,157
High School Teachers.....	6½ cts	10 cents	\$ 147	\$ 254
Elementary Teachers.....	40	40	903	1,015
Elementary Maintenance Building.....	10	15	226	381
Total Schools.....	56½ cts	65 cents	\$ 1,276	\$ 1,650
GRAND TOTAL.....	\$ 1,21½	\$ 1.70	\$ 2,744	\$ 4,315

Pruntytown Independent District complete includes Tables 6 and 7

TAYLOR COUNTY—Table No. 8  
GRAFTON MUNICIPALITY, GRAFTON IND. DISTRICT

CLASS OF PROPERTY	1920	1921	1920	1921
	Assessed Value	Assessed Value	Taxes Levied	Taxes Levied
Real Estate.....	\$ 4,952,160	\$ 4,996,530	\$ 108,948	\$ 138,404
Personal Property.....	2,426,539	2,532,670	53,384	70,155
Public Utility Property.....	2,120,749	2,122,534	46,656	58,794
Total.....	\$ 9,499,439	\$ 9,651,734	\$ 208,988	\$ 267,353
PURPOSES	1920	1921	1920	1921
	Levy on each \$100	Levy on each \$100	Taxes Levied	Taxes Levied
State.....	10 cents	10 cents	\$ 9,499	\$ 9,652
State Virginia Debt.....	10	10	9,500	9,652
Total State.....	20 cents	20 cents	\$ 18,999	\$ 19,304
County, General.....	cents	25 cents	\$.....	\$ 24,129
Main County Road.....	10	10	9,499	9,652
County Road and Bridge.....	5		4,750	
County Road Bonds.....	15	15	14,249	14,478
Court House and Jail.....		20		19,303
Total County and District.....	30 cents	70 cents	\$ 28,498	\$ 67,562
High School Teachers.....	20 cents	39 cents	\$ 18,999	\$ 37,642
High School Maintenance Building.....	6	10	5,700	9,652
Elementary Teachers.....	42	40	39,898	38,607
Elementary Maintenance Building.....	15	15	14,249	14,477
School Bonds.....	14	13	13,299	12,547
Total Schools.....	97 cents	\$ 1.17	\$ 92,145	\$ 112,925
Municipal General.....	50 cents	50 cents	\$ 47,497	\$ 48,259
Municipal Bonds.....	23	20	21,849	19,303
Total Municipal.....	73 cents	70 cents	\$ 69,346	\$ 67,562
GRAND TOTAL.....	\$ 2.20	\$ 2.77	\$ 208,988	\$ 267,353

**RECAPITULATION OF TAYLOR COUNTY  
ASSESSED VALUE**

Class of Property	1920			1921		
	Districts	Municipalities	Total	Districts	Municipalities	Total
Real Estate.....	\$ 5,752,290	\$ 4,952,160	\$ 10,704,450	\$ 6,182,060	\$ 4,996,530	\$ 11,178,590
Personal Property.....	2,514,920	2,426,530	4,941,450	3,037,650	2,532,670	5,570,320
Public Utility Property.....	4,162,201	2,120,749	6,282,950	4,141,767	2,122,534	6,264,301
<b>Total .....</b>	<b>\$ 12,429,411</b>	<b>\$ 9,499,439</b>	<b>\$ 21,928,850</b>	<b>\$ 13,361,477</b>	<b>\$ 9,651,734</b>	<b>\$ 23,013,211</b>

**TAXES LEVIED**

Purposes	1920			1921		
	Districts	Municipalities	Total	Districts	Municipalities	Total
State .....	\$ 12,428	\$ 9,499	\$ 21,927	\$ 13,361	\$ 9,652	\$ 23,013
State Virginia Debt.....	12,431	9,500	21,931	13,361	9,652	23,013
<b>Total State .....</b>	<b>\$ 24,859</b>	<b>\$ 18,999</b>	<b>\$ 43,858</b>	<b>\$ 26,722</b>	<b>\$ 19,304</b>	<b>\$ 46,026</b>
County, General .....	\$ .....	\$ .....	\$ .....	\$ 33,404	\$ 24,129	\$ 57,533
Main County Road .....	12,430	9,499	21,929	13,361	9,652	23,013
County Road and Bridge .....	6,215	4,750	10,965	.....	.....	.....
District Road .....	18,644	.....	18,644	20,043	.....	20,043
County Road Bonds .....	18,643	14,249	32,892	20,041	14,478	34,519
Court House and Jail .....	.....	.....	.....	26,724	19,303	46,027
<b>Total County and District .....</b>	<b>\$ 55,932</b>	<b>\$ 28,498</b>	<b>\$ 84,430</b>	<b>\$ 113,573</b>	<b>\$ 67,562</b>	<b>\$ 181,135</b>
High School Teachers .....	\$ 4,973	\$ 18,999	\$ 23,972	\$ 9,379	\$ 37,642	\$ 47,021
High School Maint. Bldg. ....	282	5,700	5,982	235	9,652	9,887
Elementary Teachers .....	46,672	39,898	86,570	53,008	38,607	91,615
Elementary Maint. Bldg. ....	9,769	14,249	24,018	10,934	14,477	25,411
New Building .....	23,343	.....	23,343	10,525	.....	10,525
School Bonds .....	434	13,299	13,733	.....	12,547	12,547
<b>Total Schools .....</b>	<b>\$ 85,473</b>	<b>\$ 92,145</b>	<b>\$ 177,618</b>	<b>\$ 84,081</b>	<b>\$ 112,925</b>	<b>\$ 197,006</b>
Municipal General .....	\$ .....	\$ 47,497	\$ 47,497	\$ .....	\$ 48,259	\$ 48,259
Municipal Bonds .....	.....	21,849	21,849	.....	19,303	19,303
<b>Total Municipal .....</b>	<b>\$ .....</b>	<b>\$ 69,346</b>	<b>\$ 69,346</b>	<b>\$ .....</b>	<b>\$ 67,562</b>	<b>\$ 67,562</b>
<b>GRAND TOTAL .....</b>	<b>\$ 166,264</b>	<b>\$ 208,988</b>	<b>\$ 375,252</b>	<b>\$ 224,376</b>	<b>\$ 267,353</b>	<b>\$ 491,729</b>
Total Average Rate of Levy on Each \$100 .....	\$ 1.338	\$ 2.20	\$ 1.711	\$ 1.679	\$ 2.77	\$ 2.137
<b>For All Purposes</b>						
On Real Estate .....	\$ 77,027	\$ 108,948	\$ 185,975	\$ 103,824	\$ 138,404	\$ 242,228
On Personal Property .....	34,341	53,384	87,725	51,613	70,155	121,768
On Public Utility Property .....	54,896	46,656	101,552	68,939	58,794	127,733
<b>Total .....</b>	<b>\$ 166,264</b>	<b>\$ 208,988</b>	<b>\$ 375,252</b>	<b>\$ 224,376</b>	<b>\$ 267,353</b>	<b>\$ 491,729</b>

## TUCKER COUNTY—Table No. 1

## BLACK FORK DISTRICT—(Outside of Hendricks, Parsons and Hambleto Municipalities)

CLASS OF PROPERTY	1920		1921	
	Assessed Value	Assessed Value	Taxes Levied	Taxes Levied
Real Estate .....	\$ 562,010	\$ 587,070	\$ 14,387	\$ 13,855
Personal Property .....	289,350	250,560	7,407	5,913
Public Utility Property .....	594,244	552,104	15,213	13,030
Total .....	\$ 1,445,604	\$ 1,389,734	\$ 37,007	\$ 32,798
PURPOSES	1920		1921	
	Levy on each \$100	Levy on each \$100	Taxes Levied	Taxes Levied
State .....	10 cents	10 cents	\$ 1,445	\$ 1,390
State Virginia Debt .....	10	10	1,446	1,390
Total State .....	20 cents	20 cents	\$ 2,891	\$ 2,780
County, General .....	25 cents	30 cents	\$ 3,614	\$ 4,169
Main County Road .....	25	20	3,614	2,779
County Road and Bridge .....	10	.....	1,446	.....
District Road .....	15	15	2,188	2,085
Total County and District .....	75 cents	65 cents	\$ 10,842	\$ 9,033
High School Teachers .....	28 cents	33 cents	\$ 4,047	\$ 4,586
High School Maintenance Building .....	28	15	4,048	2,085
Elementary Teachers .....	68	72	9,830	10,006
Elementary Maintenance Building .....	19	11	2,747	1,528
New Building .....	8	10	1,156	1,390
School Bonds .....	10	10	1,446	1,390
Total Schools .....	\$ 1.61	\$ 1.51	\$ 23,274	\$ 20,985
GRAND TOTAL .....	\$ 2.56	\$ 2.36	\$ 37,007	\$ 32,798

Black Fork District complete includes Tables 1, 9, 10 and 11.

TUCKER COUNTY—Table No. 2  
CLOVER DISTRICT

CLASS OF PROPERTY	1920		1921	
	Assessed Value	Assessed Value	Taxes Levied	Taxes Levied
Real Estate .....	\$ 410,920	\$ 418,100	\$ 5,958	\$ 5,854
Personal Property .....	96,080	103,660	1,393	1,451
Public Utility Property .....	5,860	5,520	85	77
Total .....	\$ 512,860	\$ 527,280	\$ 7,436	\$ 7,382
PURPOSES	1920		1921	
	Levy on each \$100	Levy on each \$100	Taxes Levied	Taxes Levied
State .....	10 cents	10 cents	\$ 513	\$ 527
State Virginia Debt .....	10	10	513	527
Total State .....	20 cents	20 cents	\$ 1,026	\$ 1,054
County, General .....	25 cents	30 cents	\$ 1,282	\$ 1,582
Main County Road .....	25	20	1,282	1,055
County Road and Bridge .....	10	.....	513	.....
District Road .....	15	15	769	791
Total County and District .....	75 cents	65 cents	\$ 3,846	\$ 3,428
Elementary Teachers .....	40 cents	40 cents	\$ 2,051	\$ 2,109
Elementary Maintenance Building .....	10	15	513	791
Total Schools .....	50 cents	55 cents	\$ 2,564	\$ 2,900
GRAND TOTAL .....	\$ 1.45	\$ 1.40	\$ 7,436	\$ 7,382

**TUCKER COUNTY—Table No. 3**  
**DAVIS DISTRICT—(Outside of Davis Municipality)**

CLASS OF PROPERTY	1920 Assessed Value	1921 Assessed Value	1920 Taxes Levied	1921 Taxes Levied
Real Estate.....	\$ 607,910	\$ 591,740	\$ 14,894	\$ 13,610
Personal Property.....	188,470	176,470	4,618	4,059
Public Utility Property.....	70,366	47,410	1,723	1,090
<b>Total.....</b>	<b>\$ 866,746</b>	<b>\$ 815,620</b>	<b>\$ 21,235</b>	<b>\$ 18,759</b>
PURPOSES	1920 Levy on each \$100	1921 Levy on each \$100	1920 Taxes Levied	1921 Taxes Levied
State.....	10 cents	10 cents	\$ 867	\$ 816
State Virginia Debt.....	10	10	866	816
<b>Total State.....</b>	<b>20 cents</b>	<b>20 cents</b>	<b>\$ 1,733</b>	<b>\$ 1,632</b>
County, General.....	25 cents	30 cents	\$ 2,167	\$ 2,447
Main County Road.....	25	20	2,167	1,631
County Road and Bridge.....	10	.....	867	.....
District Road.....	15	15	1,300	1,223
<b>Total County and District.....</b>	<b>75 cents</b>	<b>65 cents</b>	<b>\$ 6,501</b>	<b>\$ 5,301</b>
High School Teachers.....	55 cents	50 cents	\$ 4,767	\$ 4,078
High School Maintenance Building.....	15	20	1,300	1,631
Elementary Teachers.....	40	40	3,467	3,262
Elementary Maintenance Building.....	10	15	867	1,224
New Building.....	5	.....	433	.....
School Bonds.....	25	20	2,167	1,631
<b>Total Schools.....</b>	<b>\$ 1.50</b>	<b>\$ 1.45</b>	<b>\$ 13,001</b>	<b>\$ 11,826</b>
<b>GRAND TOTAL.....</b>	<b>\$ 2.45</b>	<b>\$ 2.30</b>	<b>\$ 21,235</b>	<b>\$ 18,759</b>

Davis District complete includes Tables 3 and 8.

**TUCKER COUNTY—Table No. 4**  
**DRY FORK DISTRICT**

CLASS OF PROPERTY	1920 Assessed Value	1921 Assessed Value	1920 Taxes Levied	1921 Taxes Levied
Real Estate.....	\$ 905,770	\$ 962,350	\$ 17,210	\$ 17,900
Personal Property.....	472,680	377,130	8,981	7,014
Public Utility Property.....	88,663	91,277	1,684	1,698
<b>Total.....</b>	<b>\$ 1,467,113</b>	<b>\$ 1,430,757</b>	<b>\$ 27,875</b>	<b>\$ 26,612</b>
PURPOSES	1920 Levy on each \$100	1921 Levy on each \$100	1920 Taxes Levied	1921 Taxes Levied
State.....	10 cents	10 cents	\$ 1,467	\$ 1,431
State Virginia Debt.....	10	10	1,467	1,431
<b>Total State.....</b>	<b>20 cents</b>	<b>20 cents</b>	<b>\$ 2,934</b>	<b>\$ 2,862</b>
County, General.....	25 cents	30 cents	\$ 3,668	\$ 4,292
Main County Road.....	25	20	3,668	2,862
County Road and Bridge.....	10	.....	1,467	.....
District Road.....	15	15	2,201	2,146
District Road Bonds.....	40	45	5,868	6,438
<b>Total County and District.....</b>	<b>\$ 1.15</b>	<b>\$ 1.10</b>	<b>\$ 16,872</b>	<b>\$ 15,738</b>
High School Teachers.....	..... cents	4 cents	.....	\$ 572
Elementary Teachers.....	40	40	5,868	5,723
Elementary Maintenance Building.....	10	8	1,467	1,145
New Building.....	5	4	734	572
<b>Total Schools.....</b>	<b>55 cents</b>	<b>56 cents</b>	<b>\$ 8,069</b>	<b>\$ 8,012</b>
<b>GRAND TOTAL.....</b>	<b>\$ 1.90</b>	<b>\$ 1.86</b>	<b>\$ 27,875</b>	<b>\$ 26,612</b>



**TUCKER COUNTY—Table No. 5**  
**FAIRFAX DISTRICT—(Outside of Thomas Municipality)**

CLASS OF PROPERTY	1920 Assessed Value	1921 Assessed Value	1920 Taxes Levied	1921 Taxes Levied
Real Estate.....	\$ 1,293,920	\$ 1,254,540	\$ 34,936	\$ 36,633
Personal Property.....	514,370	508,900	13,888	14,860
Public Utility Property.....	447,835	417,746	12,091	12,198
<b>Total.....</b>	<b>\$ 2,256,125</b>	<b>\$ 2,181,186</b>	<b>\$ 60,915</b>	<b>\$ 63,691</b>
PURPOSES	1920 Levy on each \$100	1921 Levy on each \$100	1920 Taxes Levied	1921 Taxes Levied
State.....	10 cents	10 cents	\$ 2,256	\$ 2,181
State Virginia Debt.....	10	10	2,256	2,181
<b>Total State.....</b>	<b>20 cents</b>	<b>20 cents</b>	<b>\$ 4,512</b>	<b>\$ 4,362</b>
County, General.....	25 cents	30 cents	\$ 5,640	\$ 6,544
Main County Road.....	25	20	5,641	4,362
County Road and Bridge.....	10	.....	2,256	.....
District Road.....	15	15	3,384	3,272
District Road Bonds.....	40	40	9,025	8,725
<b>Total County and District.....</b>	<b>\$ 1.15</b>	<b>\$ 1.05</b>	<b>\$ 25,946</b>	<b>\$ 22,903</b>
High School Teachers.....	18 cents	31 cents	\$ 4,061	\$ 6,762
High School Maintenance Building.....	6	13	1,354	2,836
Elementary Teachers.....	72	68	16,244	14,832
Elementary Maintenance Building.....	22	27	4,963	5,889
New Building.....	10	20	2,256	4,362
School Bonds.....	7	8	1,579	1,745
<b>Total Schools.....</b>	<b>\$ 1.35</b>	<b>\$ 1.67</b>	<b>\$ 30,457</b>	<b>\$ 36,426</b>
<b>GRAND TOTAL.....</b>	<b>\$ 2.70</b>	<b>\$ 2.92</b>	<b>\$ 60,915</b>	<b>\$ 63,691</b>

Fairfax District complete includes Tables 5 and 12.

**TUCKER COUNTY—Table No. 6**  
**LICKING DISTRICT**

CLASS OF PROPERTY	1920 Assessed Value	1921 Assessed Value	1920 Taxes Levied	1921 Taxes Levied
Real Estate.....	\$ 326,140	\$ 309,170	\$ 4,729	\$ 5,565
Personal Property.....	75,370	84,670	1,093	1,524
Public Utility Property.....	9,574	9,019	138	163
<b>Total.....</b>	<b>\$ 411,084</b>	<b>\$ 402,859</b>	<b>\$ 5,960</b>	<b>\$ 7,252</b>
PURPOSES	1920 Levy on each \$100	1921 Levy on each \$100	1920 Taxes Levied	1921 Taxes Levied
State.....	10 cents	10 cents	\$ 411	\$ 403
State Virginia Debt.....	10	10	411	403
<b>Total State.....</b>	<b>20 cents</b>	<b>20 cents</b>	<b>\$ 822</b>	<b>\$ 806</b>
County, General.....	25 cents	30 cents	\$ 1,027	\$ 1,209
Main County Road.....	25	20	1,028	806
County Road and Bridge.....	10	.....	411	.....
District Road.....	15	15	617	604
<b>Total County and District.....</b>	<b>75 cents</b>	<b>65 cents</b>	<b>\$ 3,083</b>	<b>\$ 2,619</b>
Elementary Teachers.....	40 cents	40 cents	\$ 1,644	\$ 1,611
Elementary Maintenance Building.....	10	15	411	604
New Building.....	.....	40	.....	1,612
<b>Total Schools.....</b>	<b>50 cents</b>	<b>95 cents</b>	<b>\$ 2,055</b>	<b>\$ 3,827</b>
<b>GRAND TOTAL.....</b>	<b>\$ 1.45</b>	<b>\$ 1.80</b>	<b>\$ 5,960</b>	<b>\$ 7,252</b>

**TUCKER COUNTY—Table No. 7**  
**ST. GEORGE DISTRICT**

CLASS OF PROPERTY	1920	1921	1920	1921
	Assessed Value	Assessed Value	Taxes Levied	Taxes Levied
Real Estate.....	\$ 734,440	\$ 796,820	\$ 10,796	\$ 11,872
Personal Property.....	243,210	204,550	3,575	3,048
Public Utility Property.....	81,200	78,988	1,194	1,177
<b>Total.....</b>	<b>\$ 1,058,850</b>	<b>\$ 1,080,358</b>	<b>\$ 15,565</b>	<b>\$ 16,097</b>
PURPOSES	1920	1921	1920	1921
	Levy on each \$100	Levy on each \$100	Taxes Levied	Taxes Levied
State.....	10 cents	10 cents	\$ 1,059	\$ 1,080
State Virginia Debt.....	10	10	1,059	1,080
<b>Total State.....</b>	<b>20 cents</b>	<b>20 cents</b>	<b>\$ 2,118</b>	<b>\$ 2,160</b>
County, General.....	25 cents	30 cents	\$ 2,647	\$ 3,241
Main County Road.....	25	20	2,647	2,161
County Road and Bridge.....	10	.....	1,059	.....
District Road.....	15	15	1,588	1,621
<b>Total County and District.....</b>	<b>75 cents</b>	<b>65 cents</b>	<b>\$ 7,941</b>	<b>\$ 7,023</b>
High School Teachers.....	..... cents	2 cents	.....	\$ 216
Elementary Teachers.....	40	40	4,235	4,322
Elementary Maintenance Building.....	10	12	1,059	1,296
New Building.....	2	10	212	1,080
<b>Total Schools.....</b>	<b>52 cents</b>	<b>64 cents</b>	<b>\$ 5,506</b>	<b>\$ 6,914</b>
<b>GRAND TOTAL.....</b>	<b>\$ 1.47</b>	<b>\$ 1.49</b>	<b>\$ 15,565</b>	<b>\$ 16,097</b>

**TUCKER COUNTY—Table No. 8**  
**DAVIS MUNICIPALITY, DAVIS DISTRICT**

CLASS OF PROPERTY	1920	1921	1920	1921
	Assessed Value	Assessed Value	Taxes Levied	Taxes Levied
Real Estate.....	\$ 609,620	\$ 621,140	\$ 17,069	\$ 16,460
Personal Property.....	581,950	568,620	16,295	15,069
Public Utility Property.....	34,230	40,840	959	1,082
<b>Total.....</b>	<b>\$ 1,225,800</b>	<b>\$ 1,230,600</b>	<b>\$ 34,323</b>	<b>\$ 32,611</b>
PURPOSES	1920	1921	1920	1921
	Levy on each \$100	Levy on each \$100	Taxes Levied	Taxes Levied
State.....	10 cents	10 cents	\$ 1,226	\$ 1,231
State Virginia Debt.....	10	10	1,226	1,231
<b>Total State.....</b>	<b>20 cents</b>	<b>20 cents</b>	<b>\$ 2,452</b>	<b>\$ 2,462</b>
County, General.....	25 cents	30 cents	\$ 3,065	\$ 3,692
Main County Road.....	25	20	3,064	2,461
County Road and Bridge.....	10	.....	1,226	.....
<b>Total County and District.....</b>	<b>60 cents</b>	<b>50 cents</b>	<b>\$ 7,355</b>	<b>\$ 6,153</b>
High School Teachers.....	55 cents	50 cents	\$ 6,742	\$ 6,153
High School Maintenance Building.....	15	20	1,839	2,461
Elementary Teachers.....	40	40	4,903	4,922
Elementary Maintenance Building.....	10	15	1,226	1,846
New Building.....	5	.....	613	.....
School Bonds.....	25	20	3,064	2,461
<b>Total Schools.....</b>	<b>\$ 1.50</b>	<b>\$ 1.45</b>	<b>\$ 18,387</b>	<b>\$ 17,843</b>
Municipal General.....	24 cents	24 cents	\$ 2,942	\$ 2,953
Municipal Bonds.....	26	26	3,187	3,200
<b>Total Municipal.....</b>	<b>50 cents</b>	<b>50 cents</b>	<b>\$ 6,129</b>	<b>\$ 6,153</b>
<b>GRAND TOTAL.....</b>	<b>\$ 2.80</b>	<b>\$ 2.65</b>	<b>\$ 34,323</b>	<b>\$ 32,611</b>

TUCKER COUNTY—Table No. 9  
HAMBLETON MUNICIPALITY, BLACK FORK DISTRICT

CLASS OF PROPERTY	1920	1921	1920	1921
	Assessed Value	Assessed Value	Taxes Levied	Taxes Levied
Real Estate .....	\$ 53,470	\$ 53,780	\$ 1,529	\$ 1,431
Personal Property .....	42,970	43,090	1,229	1,146
Public Utility Property .....	17,233	16,725	493	445
Total .....	\$ 113,673	\$ 113,595	\$ 3,251	\$ 3,022
PURPOSES	1920	1921	1920	1921
	Levy on each \$100	Levy on each \$100	Taxes Levied	Taxes Levied
State .....	10 cents	10 cents	\$ 113	\$ 114
State Virginia Debt .....	10	10	114	114
Total State .....	20 cents	20 cents	\$ 227	\$ 228
County, General .....	25 cents	30 cents	\$ 284	\$ 341
Main County Road .....	25	20	284	227
County Road and Bridge .....	10		114	
Total County and District .....	60 cents	50 cents	\$ 682	\$ 568
High School Teachers .....	28 cents	33 cents	\$ 318	\$ 375
High School Maintenance Building .....	28	15	319	170
Elementary Teachers .....	68	72	773	818
Elementary Maintenance Building .....	19	11	216	125
New Building .....	8	10	91	113
School Bonds .....	10	10	113	114
Total Schools .....	\$ 1.61	\$ 1.51	\$ 1,830	\$ 1,715
Municipal General .....	45 cents	45 cents	\$ 512	\$ 511
Total Municipal .....	45 cents	45 cents	\$ 512	\$ 511
GRAND TOTAL .....	\$ 2.86	\$ 2.66	\$ 3,251	\$ 3,022

TUCKER COUNTY—Table No. 10  
HENDRICKS MUNICIPALITY, BLACK FORK DISTRICT

CLASS OF PROPERTY	1920	1921	1920	1921
	Assessed Value	Assessed Value	Taxes Levied	Taxes Levied
Real Estate .....	\$ 151,220	\$ 156,700	\$ 4,401	\$ 4,247
Personal Property .....	150,870	156,430	4,390	4,239
Public Utility Property .....	58,817	57,007	1,711	1,545
Total .....	\$ 360,907	\$ 370,137	\$ 10,502	\$ 10,031
PURPOSES	1920	1921	1920	1921
	Levy on each \$100	Levy on each \$100	Taxes Levied	Taxes Levied
State .....	10 cents	10 cents	\$ 361	\$ 370
State Virginia Debt .....	10	10	361	370
Total State .....	20 cents	20 cents	\$ 722	\$ 740
County, General .....	25 cents	30 cents	\$ 902	\$ 1,111
Main County Road .....	25	20	902	740
County Road and Bridge .....	10		361	
Total County and District .....	60 cents	50 cents	\$ 2,165	\$ 1,851
High School Teachers .....	28 cents	33 cents	\$ 1,011	\$ 1,222
High School Maintenance Building .....	28	15	1,010	555
Elementary Teachers .....	68	72	2,454	2,665
Elementary Maintenance Building .....	19	11	686	407
New Building .....	8	10	289	370
School Bonds .....	10	10	361	370
Total Schools .....	\$ 1.61	\$ 1.51	\$ 5,811	\$ 5,589
Municipal General .....	50 cents	50 cents	\$ 1,804	\$ 1,851
Total Municipal .....	50 cents	50 cents	\$ 1,804	\$ 1,851
GRAND TOTAL .....	\$ 2.91	\$ 2.71	\$ 10,502	\$ 10,031

**TUCKER COUNTY—Table No. 11  
PARSONS MUNICIPALITY, BLACK FORK DISTRICT**

CLASS OF PROPERTY	1920		1921	
	Assessed Value	Assessed Value	Taxes Levied	Taxes Levied
Real Estate.....	\$ 862,510	\$ 968,630	\$ 25,099	\$ 27,703
Personal Property.....	855,000	745,780	24,881	21,329
Public Utility Property.....	73,001	68,496	2,124	1,959
<b>Total.....</b>	<b>\$ 1,790,511</b>	<b>\$ 1,782,906</b>	<b>\$ 51,204</b>	<b>\$ 50,991</b>
PURPOSES	1920		1921	
	Levy on each \$100	Levy on each \$100	Taxes Levied	Taxes Levied
State.....	10 cents	10 cents	\$ 1,791	\$ 1,783
State Virginia Debt.....	10	10	1,790	1,783
<b>Total State.....</b>	<b>20 cents</b>	<b>20 cents</b>	<b>\$ 3,581</b>	<b>\$ 3,566</b>
County, General.....	25 cents	30 cents	\$ 4,476	\$ 5,348
Main County Road.....	25	20	4,476	3,566
County Road and Bridge.....	10	.....	1,791	.....
<b>Total County and District.....</b>	<b>60 cents</b>	<b>50 cents</b>	<b>\$ 10,743</b>	<b>\$ 8,914</b>
High School Teachers.....	28 cents	33 cents	\$ 5,013	\$ 5,884
High School Maintenance Building.....	28	15	5,014	2,674
Elementary Teachers.....	68	72	12,175	12,837
Elementary Maintenance Building.....	19	11	3,402	1,961
New Building.....	8	10	1,432	1,783
School Bonds.....	10	10	1,791	1,783
<b>Total Schools.....</b>	<b>\$ 1.61</b>	<b>\$ 1.51</b>	<b>\$ 28,827</b>	<b>\$ 26,922</b>
Municipal General.....	50 cents	50 cents	\$ 8,953	\$ 8,915
Municipal Bonds.....	.....	15	.....	2,674
<b>Total Municipal.....</b>	<b>50 cents</b>	<b>65 cents</b>	<b>\$ 8,953</b>	<b>\$ 11,589</b>
<b>GRAND TOTAL.....</b>	<b>\$ 2.91</b>	<b>\$ 2.86</b>	<b>\$ 52,104</b>	<b>\$ 50,991</b>

**TUCKER COUNTY—Table No. 12  
THOMAS MUNICIPALITY, FAIRFAX DISTRICT**

CLASS OF PROPERTY	1920		1921	
	Assessed Value	Assessed Value	Taxes Levied	Taxes Levied
Real Estate.....	\$ 800,900	\$ 819,720	\$ 25,228	\$ 27,624
Personal Property.....	417,770	443,910	13,160	14,960
Public Utility Property.....	136,085	126,559	4,287	4,265
<b>Total.....</b>	<b>\$ 1,354,755</b>	<b>\$ 1,390,189</b>	<b>\$ 42,675</b>	<b>\$ 46,849</b>
PURPOSES	1920		1921	
	Levy on each \$100	Levy on each \$100	Taxes Levied	Taxes Levied
State.....	10 cents	10 cents	\$ 1,355	\$ 1,390
State Virginia Debt.....	10	10	1,355	1,390
<b>Total State.....</b>	<b>20 cents</b>	<b>20 cents</b>	<b>\$ 2,710</b>	<b>\$ 2,780</b>
County, General.....	25 cents	30 cents	\$ 3,387	\$ 4,171
Main County Road.....	25	20	3,387	2,780
County Road and Bridge.....	10	.....	1,355	.....
District Road Bonds.....	40	40	5,419	5,561
<b>Total County and District.....</b>	<b>\$ 1.00</b>	<b>90 cents</b>	<b>\$ 13,548</b>	<b>\$ 12,512</b>
High School Teachers.....	18 cents	31 cents	\$ 2,439	\$ 4,310
High School Maintenance Building.....	6	13	813	1,807
Elementary Teachers.....	72	68	9,754	9,453
Elementary Maintenance Building.....	22	27	2,980	3,754
New Building.....	10	20	1,355	2,780
School Bonds.....	7	8	948	1,112
<b>Total Schools.....</b>	<b>\$ 1.35</b>	<b>\$ 1.67</b>	<b>\$ 18,289</b>	<b>\$ 23,216</b>
Municipal General.....	50 cents	50 cents	\$ 6,773	\$ 6,951
Municipal Bonds.....	10	10	1,355	1,390
<b>Total Municipal.....</b>	<b>60 cents</b>	<b>60 cents</b>	<b>\$ 8,128</b>	<b>\$ 8,341</b>
<b>GRAND TOTAL.....</b>	<b>\$ 3.15</b>	<b>\$ 3.37</b>	<b>\$ 42,675</b>	<b>\$ 46,849</b>

**RECAPITULATION OF TUCKER COUNTY  
ASSESSED VALUE**

Class of Property	1920			1921		
	Districts	Municipalities	Total	Districts	Municipalities	Total
Real Estate.....	\$ 4,841,110	\$ 2,477,720	\$ 7,318,830	\$ 4,919,790	\$ 2,619,970	\$ 7,539,760
Personal Property.....	1,879,530	2,048,560	3,928,090	1,708,940	1,987,830	3,696,770
Public Utility Property....	1,297,742	319,366	1,617,108	1,202,064	309,627	1,511,691
<b>Total.....</b>	<b>\$ 8,018,382</b>	<b>\$ 4,845,646</b>	<b>\$ 12,864,028</b>	<b>\$ 7,827,794</b>	<b>\$ 4,887,427</b>	<b>\$ 12,715,221</b>

**TAXES LEVIED**

Purposes	1920			1921		
	Districts	Municipalities	Total	Districts	Municipalities	Total
State.....	\$ 8,018	\$ 4,846	\$ 12,864	\$ 7,828	\$ 4,888	\$ 12,716
State Virginia Debt.....	8,018	4,846	12,864	7,828	4,888	12,716
<b>Total State.....</b>	<b>\$ 16,036</b>	<b>\$ 9,692</b>	<b>\$ 25,728</b>	<b>\$ 15,656</b>	<b>\$ 9,776</b>	<b>\$ 25,432</b>
County, General.....	\$ 20,045	\$ 12,114	\$ 32,159	\$ 23,484	\$ 14,663	\$ 38,147
Main County Road.....	20,047	12,113	32,160	15,656	9,774	25,430
County Road and Bridge..	8,019	4,847	12,866	.....	.....	.....
District Road.....	12,027	.....	12,027	11,742	.....	11,742
District Road Bonds.....	14,893	5,419	20,312	15,163	5,561	20,724
<b>Total County and District.....</b>	<b>\$ 75,031</b>	<b>\$ 34,493</b>	<b>\$ 109,524</b>	<b>\$ 66,045</b>	<b>\$ 29,998</b>	<b>\$ 96,043</b>
High School Teachers....	\$ 12,875	\$ 15,523	\$ 28,398	\$ 16,214	\$ 17,944	\$ 34,158
High School Maint. Bldg..	6,702	8,995	15,697	6,552	7,667	14,219
Elementary Teachers....	43,339	30,059	73,398	41,865	30,695	72,560
Elementary Maint. Bldg..	12,027	8,510	20,537	12,477	8,093	20,570
New Building.....	4,791	3,780	8,571	9,016	5,046	14,062
School Bonds.....	5,192	6,277	11,469	4,766	5,840	10,606
<b>Total Schools.....</b>	<b>\$ 84,926</b>	<b>\$ 73,144</b>	<b>\$ 158,070</b>	<b>\$ 90,890</b>	<b>\$ 75,285</b>	<b>\$ 166,175</b>
Municipal General.....	\$.....	\$ 20,984	\$ 20,984	\$.....	\$ 21,181	\$ 21,181
Municipal Bonds.....	.....	4,542	4,542	.....	7,264	7,264
<b>Total Municipal.....</b>	<b>\$.....</b>	<b>\$ 25,526</b>	<b>\$ 25,526</b>	<b>\$.....</b>	<b>\$ 28,445</b>	<b>\$ 28,445</b>
<b>GRAND TOTAL.....</b>	<b>\$ 175,993</b>	<b>\$ 142,855</b>	<b>\$ 318,848</b>	<b>\$ 172,591</b>	<b>\$ 143,504</b>	<b>\$ 316,095</b>
Total Average Rate of Levy on Each \$100.....	\$ 2.195	\$ 2.948	\$ 2.479	\$ 2.205	\$ 2.936	\$ 2.486
For All Purposes						
On Real Estate.....	\$ 102,910	\$ 73,326	\$ 176,236	\$ 105,289	\$ 77,465	\$ 182,754
On Personal Property.....	40,955	59,955	100,910	37,869	56,743	94,612
On Public Utility Property	32,128	9,574	41,702	29,433	9,296	38,729
<b>Total.....</b>	<b>\$ 175,993</b>	<b>\$ 142,855</b>	<b>\$ 318,848</b>	<b>\$ 172,591</b>	<b>\$ 143,504</b>	<b>\$ 316,095</b>

**TYLER COUNTY—Table No. 1**  
**CENTERVILLE DISTRICT—(Outside of Centerville Municipality)**

CLASS OF PROPERTY	1920	1921	1920	1921
	Assessed Value	Assessed Value	Taxes Levied	Taxes Levied
Real Estate.....	\$ 677,470	\$ 671,210	\$ 13,414	\$ 11,276
Personal Property.....	394,565	370,000	7,812	6,216
Public Utility Property.....	833,810	885,916	16,510	14,884
<b>Total.....</b>	<b>\$ 1,905,845</b>	<b>\$ 1,927,126</b>	<b>\$ 37,736</b>	<b>\$ 32,376</b>
PURPOSES	1920	1921	1920	1921
	Levy on each \$100	Levy on each \$100	Taxes Levied	Taxes Levied
State.....	10 cents	10 cents	\$ 1,906	\$ 1,927
State Virginia Debt.....	10	10	1,906	1,927
<b>Total State.....</b>	<b>20 cents</b>	<b>20 cents</b>	<b>\$ 3,812</b>	<b>\$ 3,854</b>
County, General.....	25 cents	20 cents	\$ 4,764	\$ 3,855
Main County Road.....	25	25	4,765	4,818
County Road and Bridge.....	10	.....	1,906	.....
District Road.....	30	10	5,718	1,927
Court House and Jail.....	.....	10	.....	1,927
<b>Total County and District.....</b>	<b>90 cents</b>	<b>65 cents</b>	<b>\$ 17,153</b>	<b>\$ 12,527</b>
Elementary Teachers.....	40 cents	40 cents	\$ 7,623	\$ 7,708
Elementary Maintenance Building.....	10	15	1,906	2,891
New Building.....	20	20	3,811	3,854
County High School.....	18	8	3,431	1,542
<b>Total Schools.....</b>	<b>88 cents</b>	<b>83 cents</b>	<b>\$ 16,771</b>	<b>\$ 15,995</b>
<b>GRAND TOTAL.....</b>	<b>\$ 1.98</b>	<b>\$ 1.68</b>	<b>\$ 37,736</b>	<b>\$ 32,376</b>

Centerville District complete includes Tables 1 and 8.

**TYLER COUNTY—Table No. 2**  
**ELLSWORTH DISTRICT—(Outside of Middlebourne Municipality)**

CLASS OF PROPERTY	1920	1921	1920	1921
	Assessed Value	Assessed Value	Taxes Levied	Taxes Levied
Real Estate.....	\$ 1,248,760	\$ 1,255,735	\$ 30,345	\$ 26,119
Personal Property.....	1,088,645	949,000	26,454	19,739
Public Utility Property.....	882,024	873,205	21,433	18,163
<b>Total.....</b>	<b>\$ 3,219,429</b>	<b>\$ 3,077,940</b>	<b>\$ 78,232</b>	<b>\$ 64,021</b>
PURPOSES	1920	1921	1920	1921
	Levy on each \$100	Levy on each \$100	Taxes Levied	Taxes Levied
State.....	10 cents	10 cents	\$ 3,219	\$ 3,078
State Virginia Debt.....	10	10	3,220	3,078
<b>Total State.....</b>	<b>20 cents</b>	<b>20 cents</b>	<b>\$ 6,439</b>	<b>\$ 6,156</b>
County, General.....	25 cents	20 cents	\$ 8,048	\$ 6,156
Main County Road.....	25	25	8,049	7,604
County Road and Bridge.....	10	.....	3,219	.....
District Road.....	30	10	9,658	3,078
Court House and Jail.....	.....	10	.....	3,078
District Railroad Bonds.....	25	15	8,049	4,617
<b>Total County and District.....</b>	<b>\$ 1.15</b>	<b>80 cents</b>	<b>\$ 37,023</b>	<b>\$ 24,623</b>
Elementary Teachers.....	40 cents	45 cents	\$ 12,878	\$ 13,851
Elementary Maintenance Building.....	10	15	3,219	4,617
New Building.....	40	40	12,878	12,312
County High School.....	18	8	5,795	2,462
<b>Total Schools.....</b>	<b>\$ 1.08</b>	<b>\$ 1.08</b>	<b>\$ 34,770</b>	<b>\$ 33,242</b>
<b>GRAND TOTAL.....</b>	<b>\$ 2.43</b>	<b>\$ 2.08</b>	<b>\$ 78,232</b>	<b>\$ 64,021</b>

Ellsworth District complete includes 2 and 10.

TYLER COUNTY—Table No. 3

LINCOLN DISTRICT—(Outside of Sistersville Ind. District and Paden City Municipality)

CLASS OF PROPERTY	1920		1921	
	Assessed Value	Assessed Value	Taxes Levied	Taxes Levied
Real Estate .....	\$ 768,225	\$ 761,230	\$ 13,828	\$ 13,017
Personal Property .....	881,640	822,675	15,869	14,068
Public Utility Property .....	561,789	557,531	10,112	9,533
<b>Total</b> .....	<b>\$ 2,211,654</b>	<b>\$ 2,141,436</b>	<b>\$ 39,809</b>	<b>\$ 36,618</b>
PURPOSES	1920		1921	
	Levy on each \$100	Levy on each \$100	Taxes Levied	Taxes Levied
State .....	10 cents	10 cents	\$ 2,212	\$ 2,141
State Virginia Debt .....	10	10	2,211	2,141
<b>Total State</b> .....	<b>20 cents</b>	<b>20 cents</b>	<b>\$ 4,423</b>	<b>\$ 4,282</b>
County, General .....	25 cents	20 cents	\$ 5,529	\$ 4,283
Main County Road .....	25	25	5,529	5,354
County Road and Bridge .....	10	.....	2,212	.....
District Road .....	15	10	3,317	2,141
Court House and Jail .....	.....	10	.....	2,142
District Railroad Bonds .....	24	23	5,308	4,925
<b>Total County and District</b> .....	<b>99 cents</b>	<b>88 cents</b>	<b>\$ 21,895</b>	<b>\$ 18,845</b>
Elementary Teachers .....	31 cents	40 cents	\$ 6,856	\$ 8,566
Elementary Maintenance Building .....	10	12	2,212	2,570
New Building .....	2	3	442	642
County High School .....	18	8	3,981	1,713
<b>Total Schools</b> .....	<b>61 cents</b>	<b>63 cents</b>	<b>\$ 13,491</b>	<b>\$ 13,491</b>
<b>GRAND TOTAL</b> .....	<b>\$ 1.80</b>	<b>\$ 1.71</b>	<b>\$ 39,809</b>	<b>\$ 36,618</b>

Lincoln District complete includes Tables 3, 7, 11 and 12.

TYLER COUNTY—Table No. 4

MEADE DISTRICT

CLASS OF PROPERTY	1920		1921	
	Assessed Value	Assessed Value	Taxes Levied	Taxes Levied
Real Estate .....	\$ 576,850	\$ 587,190	\$ 11,422	\$ 9,865
Personal Property .....	637,470	608,210	12,622	10,218
Public Utility Property .....	156,143	167,064	3,091	2,806
<b>Total</b> .....	<b>\$ 1,370,463</b>	<b>\$ 1,362,464</b>	<b>\$ 27,135</b>	<b>\$ 22,889</b>
PURPOSES	1920		1921	
	Levy on each \$100	Levy on each \$100	Taxes Levied	Taxes Levied
State .....	10 cents	10 cents	\$ 1,370	\$ 1,362
State Virginia Debt .....	10	10	1,371	1,362
<b>Total State</b> .....	<b>20 cents</b>	<b>20 cents</b>	<b>\$ 2,741</b>	<b>\$ 2,724</b>
County, General .....	25 cents	20 cents	\$ 3,426	\$ 2,725
Main County Road .....	25	25	3,426	3,406
County Road and Bridge .....	10	.....	1,370	.....
District Road .....	30	10	4,112	1,363
Court House and Jail .....	.....	10	.....	1,362
<b>Total County and District</b> .....	<b>90 cents</b>	<b>65 cents</b>	<b>\$ 12,334</b>	<b>\$ 8,856</b>
Elementary Teachers .....	40 cents	40 cents	5,482	5,450
Elementary Maintenance Building .....	10	15	1,370	2,044
New Building .....	20	20	2,741	2,725
County High School .....	18	8	2,467	1,090
<b>Total Schools</b> .....	<b>88 cents</b>	<b>83 cents</b>	<b>\$ 12,060</b>	<b>\$ 11,309</b>
<b>GRAND TOTAL</b> .....	<b>\$ 1.98</b>	<b>\$ 1.68</b>	<b>\$ 27,135</b>	<b>\$ 22,889</b>

TYLER COUNTY—Table No. 5  
McELROY DISTRICT

CLASS OF PROPERTY	1920 Assessed Value	1921 Assessed Value	1920 Taxes Levied	1921 Taxes Levied
Real Estate.....	\$ 1,132,900	\$ 1,141,585	\$ 17,787	\$ 15,526
Personal Property.....	1,752,485	1,676,425	27,514	22,799
Public Utility Property.....	2,259,218	2,091,613	35,469	28,446
<b>Total.....</b>	<b>\$ 5,144,603</b>	<b>\$ 4,909,623</b>	<b>\$ 80,770</b>	<b>\$ 66,771</b>
PURPOSES	1920 Levy on each \$100	1921 Levy on each \$100	1920 Taxes Levied	1921 Taxes Levied
State.....	.10 cents	.10 cents	\$ 5,145	\$ 4,910
State Virginia Debt.....	.10	.10	5,144	4,910
<b>Total State.....</b>	<b>.20 cents</b>	<b>.20 cents</b>	<b>\$ 10,289</b>	<b>\$ 9,820</b>
County, General.....	.25 cents	.20 cents	\$ 12,862	\$ 9,819
Main County Road.....	.25	.25	12,861	12,274
County Road and Bridge.....	.10		5,145	
District Road.....	.15	.10	7,717	4,910
Court House and Jail.....		.10		4,909
<b>Total County and District.....</b>	<b>.75 cents</b>	<b>.65 cents</b>	<b>\$ 38,585</b>	<b>\$ 31,912</b>
Elementary Teachers.....	.36 cents	.36 cents	18,521	17,674
Elementary Maint. Building.....	.04	.07	2,058	3,437
New Building.....	.04		2,057	
County High School.....	.18	.08	9,260	3,928
<b>Total Schools.....</b>	<b>.62 cents</b>	<b>.51 cents</b>	<b>\$ 31,896</b>	<b>\$ 25,039</b>
<b>GRAND TOTAL.....</b>	<b>\$ 1.57</b>	<b>\$ 1.36</b>	<b>\$ 80,770</b>	<b>\$ 66,771</b>

TYLER COUNTY—Table No. 6  
UNION DISTRICT—(Outside of Friendly Municipality)

CLASS OF PROPERTY	1920 Assessed Value	1921 Assessed Value	1920 Taxes Levied	1921 Taxes Levied
Real Estate.....	\$ 707,205	\$ 701,240	\$ 13,861	\$ 11,079
Personal Property.....	672,900	599,600	13,189	9,474
Public Utility Property.....	583,197	553,091	11,431	8,739
<b>Total.....</b>	<b>\$ 1,963,302</b>	<b>\$ 1,853,931</b>	<b>\$ 38,481</b>	<b>\$ 29,292</b>
PURPOSES	1920 Levy on each \$100	1921 Levy on each \$100	1920 Taxes Levied	1921 Taxes Levied
State.....	.10 cents	.10 cents	\$ 1,963	\$ 1,854
State Virginia Debt.....	.10	.10	1,964	1,854
<b>Total State.....</b>	<b>.20 cents</b>	<b>.20 cents</b>	<b>\$ 3,927</b>	<b>\$ 3,708</b>
County, General.....	.25 cents	.20 cents	\$ 4,908	\$ 3,708
Main County Road.....	.25	.25	4,909	4,634
County Road and Bridge.....	.10		1,963	
District Road.....	.30	.10	5,890	1,854
Court House and Jail.....		.10		1,854
<b>Total County and District.....</b>	<b>.90 cents</b>	<b>.65 cents</b>	<b>\$ 17,670</b>	<b>\$ 12,050</b>
High School Teachers.....	.05 cents	.05 cents	\$ 982	\$ 927
Elementary Teachers.....	.35	.40	6,871	7,416
Elementary Maint. Building.....	.10	.12	1,963	2,225
New Building.....	.08	.08	1,571	1,483
County High School.....	.18	.08	3,534	1,483
Sub. District.....	.10		1,963	
<b>Total Schools.....</b>	<b>.86 cents</b>	<b>.73 cents</b>	<b>\$ 16,884</b>	<b>\$ 13,534</b>
<b>GRAND TOTAL.....</b>	<b>\$ 1.96</b>	<b>\$ 1.58</b>	<b>\$ 38,481</b>	<b>\$ 29,292</b>

Union District complete includes Tables 6 and 9.



TYLER COUNTY—Table No. 7  
SISTERSVILLE IND. DISTRICT, LINCOLN DISTRICT—(Outside of Sistersville Municipality

CLASS OF PROPERTY	1920	1921	1920	1921
	Assessed Value	Assessed Value	Taxes Levied	Taxes Levied
Real Estate.....	\$ 36,350	\$ 35,970	\$ 952	\$ 867
Personal Property.....	737,780	785,665	19,330	18,934
Public Utility Property.....	34,224	17,500	897	422
Total.....	\$ 808,354	\$ 839,135	\$ 21,179	\$ 20,223

PURPOSES	1920	1921	1920	1921
	Levy on each \$100	Levy on each \$100	Taxes Levied	Taxes Levied
State.....	.10 cents	.10 cents	\$ 808	\$ 839
State Virginia Debt.....	.10	.10	809	839
Total State.....	.20 cents	.20 cents	\$ 1,617	\$ 1,678
County, General.....	.25 cents	.20 cents	\$ 2,021	\$ 1,678
Main County Road.....	.25	.25	2,021	2,098
County Road and Bridge.....	.10		808	
District Road.....	.15	.10	1,213	839
Court House and Jail.....		.10		839
District Railroad Bonds.....	.24	.23	1,940	1,930
Total County and District.....	.99 cents	.88 cents	\$ 8,003	\$ 7,384
High School Teachers.....	.28 cents	.33 cents	\$ 2,263	\$ 2,769
Elementary Teachers.....	.56	.56	4,527	4,699
Elementary Maint. Building.....	.28	.33	2,263	2,769
School Bonds.....	.13		1,051	
County High School.....	.18	.08	1,455	672
Public Library.....		.03		252
Total Schools.....	\$ 1.43	\$ 1.33	\$ 11,559	\$ 11,161
GRAND TOTAL.....	\$ 2.62	\$ 2.41	\$ 21,179	\$ 20,223

Sistersville Ind. District complete includes Tables 7 and 12.

TYLER COUNTY—Table No. 8  
CENTERVILLE MUNICIPALITY, CENTERVILLE DISTRICT

CLASS OF PROPERTY	1920	1921	1920	1921
	Assessed Value	Assessed Value	Taxes Levied	Taxes Levied
Real Estate.....	\$ 48,420	\$ 51,335	\$ 862	\$ 862
Personal Property.....	71,035	82,890	1,264	1,393
Public Utility Property.....	.552	590	10	10
Total.....	\$ 120,007	\$ 134,815	\$ 2,136	\$ 2,265

PURPOSES	1920	1921	1920	1921
	Levy on each \$100	Levy on each \$100	Taxes Levied	Taxes Levied
State.....	.10 cents	.10 cents	\$ 120	\$ 135
State Virginia Debt.....	.10	.10	120	135
Total State.....	.20 cents	.20 cents	\$ 240	\$ 270
County General.....	.25 cents	.20 cents	\$ 300	\$ 269
Main County Road.....	.25	.25	300	337
County Road and Bridge.....	.10		120	
Court House and Jail.....		.10		135
Total County and District.....	.60 cents	.55 cents	\$ 720	\$ 741
Elementary Teachers.....	.40 cents	.40 cents	\$ 480	\$ 539
Elementary Maint. Building.....	.10	.15	120	202
New Building.....	.20	.20	240	270
County High School.....	.18	.08	216	108
Total Schools.....	.88 cents	.83 cents	\$ 1,056	\$ 1,119
Municipal General.....	.10 cents	.10 cents	\$ 120	\$ 135
Total Municipal.....	.10 cents	.10 cents	\$ 120	\$ 135
GRAND TOTAL.....	\$ 1.78	\$ 1.68	\$ 2,136	\$ 2,265

TYLER COUNTY—Table No. 9  
FRIENDLY MUNICIPALITY, UNION DISTRICT

CLASS OF PROPERTY	1920		1921	
	Assessed Value	Assessed Value	Taxes Levied	Taxes Levied
Real Estate.....	\$ 59,305	\$ 57,590	\$ 1,281	\$ 1,141
Personal Property.....	41,070	51,110	887	1,012
Public Utility Property.....	11,309	11,271	244	223
Total.....	\$ 111,684	\$ 119,971	\$ 2,412	\$ 2,376
PURPOSES	1920		1921	
	Levy on each \$100	Levy on each \$100	Taxes Levied	Taxes Levied
State.....	.10 cents	.10 cents	\$ 112	\$ 120
State Virginia Debt.....	.10	.10	111	120
Total State.....	.20 cents	* .20 cents	\$ 223	\$ 240
County, General.....	.25 cents	.20 cents	\$ 279	\$ 240
Main County Road.....	.25	.25	279	300
County Road and Bridge.....	.10		112	
Court House and Jail.....		.10		120
Total County and District.....	.60 cents	.55 cents	\$ 670	\$ 660
High School Teachers.....	.05 cents	.05 cents	\$ 56	\$ 60
Elementary Teachers.....	.35	.40	391	480
Elementary Maint. Building.....	.10	.12	112	144
New Building.....	.08	.08	89	96
Sub-District Extension.....	.10		112	
County High School.....	.18	.08	201	96
Total Schools.....	.86 cents	.73 cents	\$ 961	\$ 876
Municipal General.....	.50 cents	.50 cents	\$ 558	\$ 600
Total Municipal.....	.50 cents	.50 cents	\$ 558	\$ 600
GRAND TOTAL.....	\$ 2.16	\$ 1.98	\$ 2,412	\$ 2,376

TYLER COUNTY—Table No. 10  
MIDDLEBOURNE MUNICIPALITY, ELLSWORTH DISTRICT

CLASS OF PROPERTY	1920		1921	
	Assessed Value	Assessed Value	Taxes Levied	Taxes Levied
Real Estate.....	\$ 486,385	\$ 493,060	\$ 12,500	\$ 11,685
Personal Property.....	319,816	325,855	8,219	7,723
Public Utility Property.....	50,936	52,551	1,309	1,245
Total.....	\$ 857,137	\$ 871,466	\$ 22,028	\$ 20,653
PURPOSES	1920		1921	
	Levy on each \$100	Levy on each \$100	Taxes Levied	Taxes Levied
State.....	.10 cents	.10 cents	\$ 857	\$ 871
State Virginia Debt.....	.10	.10	857	871
Total State.....	.20 cents	.20 cents	\$ 1,714	\$ 1,742
County, General.....	.25 cents	.20 cents	\$ 2,143	\$ 1,743
Main County Road.....	.25	.25	2,143	2,179
County Road and Bridge.....	.10		857	
Court House and Jail.....		.10		871
District Railroad Bonds.....	.25	.15	2,143	1,307
Total County and District.....	.85 cents	.70 cents	\$ 7,286	\$ 6,100
Elementary Teachers.....	.40 cents	.45 cents	3,429	3,922
Elementary Maint. Building.....	.10	.15	857	1,307
New Building.....	.40	.40	3,429	3,486
County High School.....	.18	.08	1,542	697
Total Schools.....	\$ 1.08	\$ 1.08	\$ 9,257	\$ 9,412
Municipal General.....	.44 cents	.25 cents	\$ 3,771	\$ 2,179
Municipal Bonds.....		.14		1,220
Total Municipal.....	.44 cents	.39 cents	\$ 3,771	\$ 3,399
GRAND TOTAL.....	\$ 2.57	\$ 2.37	\$ 22,028	\$ 20,653

**TYLER COUNTY—Table No. 11**  
**PADEN CITY MUNICIPALITY, LINCOLN DISTRICT—(Exclusive of**  
**Paden City in Wetzel County)**

CLASS OF PROPERTY	1920	1921	1920	1921
	Assessed Value	Assessed Value	Taxes Levied	Taxes Levied
Real Estate.....	\$ 217,150	\$ 221,720	\$ 4,669	\$ 5,055
Personal Property.....	111,095	137,930	2,389	3,145
Public Utility Property.....	13,288	13,794	285	314
<b>Total.....</b>	<b>\$ 341,533</b>	<b>\$ 373,444</b>	<b>\$ 7,343</b>	<b>\$ 8,514</b>
PURPOSES	1920	1921	1920	1921
	Levy on each \$100	Levy on each \$100	Taxes Levied	Taxes Levied
State.....	.10 cents	.10 cents	\$ 341	\$ 373
State Virginia Debt.....	.10	.10	342	373
<b>Total State.....</b>	<b>.20 cents</b>	<b>.20 cents</b>	<b>\$ 683</b>	<b>\$ 746</b>
County, General.....	.25 cents	.20 cents	\$ 854	\$ 747
Main County Road.....	.25	.25	854	934
County Road and Bridge.....	.10		341	
Court House and Jail.....		.10		373
District Railroad Bonds.....	.24	.23	820	859
<b>Total County and District.....</b>	<b>.84 cents</b>	<b>.78 cents</b>	<b>\$ 2,869</b>	<b>\$ 2,913</b>
Elementary Teachers.....	.31 cents	.40 cents	\$ 1,059	\$ 1,494
Elementary Maint. Building.....	.10	.12	341	448
New Building.....	.02	.03	68	112
County High School.....	.18	.08	615	299
<b>Total Schools.....</b>	<b>.61 cents</b>	<b>.63 cents</b>	<b>\$ 2,083</b>	<b>\$ 2,353</b>
Municipal General.....	.50 cents	.40 cents	\$ 1,708	\$ 1,494
Municipal Bonds.....		.27		1,008
<b>Total Municipal.....</b>	<b>.50 cents</b>	<b>.67 cents</b>	<b>\$ 1,708</b>	<b>\$ 2,502</b>
<b>GRAND TOTAL.....</b>	<b>\$ 2.15</b>	<b>\$ 2.28</b>	<b>\$ 7,343</b>	<b>\$ 8,514</b>

Paden City Municipality complete includes above Tables 11 and 12 of Wetzel County.

**TYLER COUNTY—Table No. 12**  
**SISTERSVILLE MUNICIPALITY, SISTERSVILLE IND. DISTRICT,**  
**LINCOLN DISTRICT**

CLASS OF PROPERTY	1920	1921	1920	1921
	Assessed Value	Assessed Value	Taxes Levied	Taxes Levied
Real Estate.....	\$ 1,360,185	\$ 1,399,195	\$ 42,438	\$ 41,416
Personal Property.....	1,408,773	1,413,013	43,954	41,825
Public Utility Property.....	425,702	471,284	13,281	13,950
<b>Total.....</b>	<b>\$ 3,194,660</b>	<b>\$ 3,283,492</b>	<b>\$ 99,673</b>	<b>\$ 97,191</b>
PURPOSES	1920	1921	1920	1921
	Levy on each \$100	Levy on each \$100	Taxes Levied	Taxes Levied
State.....	.10 cents	.10 cents	\$ 3,194	\$ 3,283
State Virginia Debt.....	.10	.10	3,195	3,283
<b>Total State.....</b>	<b>.20 cents</b>	<b>.20 cents</b>	<b>\$ 6,389</b>	<b>\$ 6,566</b>
County, General.....	.25 cents	.20 cents	\$ 7,987	\$ 6,567
Main County Road.....	.25	.25	7,986	8,209
County Road and Bridge.....	.10		3,195	
Court House and Jail.....		.10		3,283
District Railroad Bonds.....	.24	.23	7,667	7,552
<b>Total County and District.....</b>	<b>.84 cents</b>	<b>.78 cents</b>	<b>\$ 26,835</b>	<b>\$ 25,611</b>
High School Teachers.....	.28 cents	.33 cents	\$ 8,945	\$ 10,836
Elementary Teachers.....	.56	.56	17,890	18,388
Elementary Maint. Building.....	.28	.33	8,945	10,835
School Bonds.....	.13		4,153	
County High School.....	.18	.08	5,751	2,627
Public Library.....		.03		985
<b>Total Schools.....</b>	<b>\$ 1.43</b>	<b>\$ 1.33</b>	<b>\$ 45,684</b>	<b>\$ 43,671</b>
Municipal General.....	.50 cents	.50 cents	\$ 15,973	\$ 16,418
Municipal Bonds.....	.15	.15	4,792	4,925
<b>Total Municipal.....</b>	<b>.65 cents</b>	<b>.65 cents</b>	<b>\$ 20,765</b>	<b>\$ 21,343</b>
<b>GRAND TOTAL.....</b>	<b>\$ 3.12</b>	<b>\$ 2.96</b>	<b>\$ 99,673</b>	<b>\$ 97,191</b>

Sistersville Ind. District complete includes Tables 7 and 12.

RECAPITULATION OF TYLER COUNTY  
ASSESSED VALUE

Class of Property	1920			1921		
	Districts	Municipalities	Total	Districts	Municipalities	Total
Real Estate.....	\$ 5,147,760	\$ 2,171,445	\$ 7,319,205	\$ 5,154,160	\$ 2,222,900	\$ 7,377,060
Personal Property.....	6,165,485	1,951,789	8,117,274	5,811,575	2,010,798	7,822,373
Public Utility Property.....	5,310,405	501,787	5,812,192	5,145,920	549,490	5,695,410
<b>Total.....</b>	<b>\$ 16,623,650</b>	<b>\$ 4,625,021</b>	<b>\$ 21,248,671</b>	<b>\$ 16,111,655</b>	<b>\$ 4,783,188</b>	<b>\$ 20,894,843</b>

TAXES LEVIED

Purposes	1920			1921		
	Districts	Municipalities	Total	Districts	Municipalities	Total
State.....	\$ 16,623	\$ 4,624	\$ 21,247	\$ 16,111	\$ 4,782	\$ 20,893
State Virginia Debt.....	16,625	4,625	21,250	16,111	4,782	20,893
<b>Total State.....</b>	<b>\$ 33,248</b>	<b>\$ 9,249</b>	<b>\$ 42,497</b>	<b>\$ 32,222</b>	<b>\$ 9,564</b>	<b>\$ 41,786</b>
County, General.....	\$ 41,558	\$ 11,563	\$ 53,121	\$ 32,224	\$ 9,566	\$ 41,790
Main County Road.....	41,560	11,562	53,122	40,278	11,959	52,237
County Road and Bridge..	16,623	4,625	21,248	.....	.....	.....
District Road.....	37,625	.....	37,625	16,112	.....	16,112
Court House and Jail.....	.....	.....	.....	16,111	4,782	20,893
District Railroad Bonds...	15,297	10,630	25,927	11,472	9,718	21,190
<b>Total County and District.....</b>	<b>\$ 152,663</b>	<b>\$ 38,380</b>	<b>\$ 191,043</b>	<b>\$ 116,197</b>	<b>\$ 36,025</b>	<b>\$ 152,222</b>
High School Teachers.....	\$ 3,245	\$ 9,001	\$ 12,246	\$ 3,606	\$ 10,896	\$ 14,502
Elementary Teachers.....	62,758	23,249	86,007	65,364	24,823	90,187
Elementary Maint. Bldg...	14,991	10,375	25,366	20,553	12,936	33,489
New Building.....	23,500	3,826	27,326	21,016	3,964	24,980
Sub-District Extension.....	.....	112	112	.....	.....	.....
School Bonds.....	1,051	4,153	5,204	.....	.....	.....
County High School.....	29,923	8,325	38,248	12,890	3,827	16,717
Sub-District.....	1,963	.....	1,963	.....	.....	.....
Public Library.....	.....	.....	.....	252	985	1,237
<b>Total Schools.....</b>	<b>\$ 137,431</b>	<b>\$ 59,041</b>	<b>\$ 196,472</b>	<b>\$ 123,771</b>	<b>\$ 57,431</b>	<b>\$ 181,202</b>
Municipal General.....	\$ 22,130	\$ 22,130	.....	.....	\$ 20,826	\$ 20,826
Municipal Bonds.....	.....	4,792	4,792	.....	7,153	7,153
<b>Total Municipal.....</b>	<b>.....</b>	<b>\$ 26,922</b>	<b>\$ 26,922</b>	<b>.....</b>	<b>\$ 27,979</b>	<b>\$ 27,979</b>
<b>GRAND TOTAL.....</b>	<b>\$ 323,342</b>	<b>\$ 133,592</b>	<b>\$ 456,934</b>	<b>\$ 272,190</b>	<b>\$ 130,999</b>	<b>\$ 403,189</b>
Total Average Rate of Levy on each \$100..	\$ 1.945	\$ 2.885	\$ 2.15	\$ 1.689	\$ 2.739	\$ 1.93
For All Purposes.....	.....	.....	.....	.....	.....	.....
On Real Estate.....	\$ 101,609	\$ 61,750	\$ 163,359	\$ 87,749	\$ 60,159	\$ 147,908
On Personal Property.....	122,790	56,713	179,503	101,448	55,098	156,546
On Public Utility Property	98,943	15,129	114,072	82,993	15,742	98,735
<b>Total.....</b>	<b>\$ 323,342</b>	<b>\$ 133,592</b>	<b>\$ 456,934</b>	<b>\$ 272,190</b>	<b>\$ 130,999</b>	<b>\$ 403,189</b>

UPSHUR COUNTY—Table No. 1  
BANKS DISTRICT

CLASS OF PROPERTY	1920	1921	1920	1921
	Assessed Value	Assessed Value	Taxes Levied	Taxes Levied
Real Estate .....	\$ 1,503,045	\$ 1,566,040	\$ 24,800	\$ 24,274
Personal Property .....	436,990	590,765	7,211	9,002
Public Utility Property .....	205,833	212,347	3,396	3,291
<b>Total .....</b>	<b>\$ 2,145,868</b>	<b>\$ 2,359,152</b>	<b>\$ 35,407</b>	<b>\$ 36,567</b>
PURPOSES	1920	1921	1920	1921
	Levy on each \$100	Levy on each \$100	Taxes Levied	Taxes Levied
State .....	.10 cents	.10 cents	\$ 2,146	\$ 2,359
State Virginia Debt .....	.10	.10	2,146	2,359
<b>Total State .....</b>	<b>.20 cents</b>	<b>.20 cents</b>	<b>\$ 4,292</b>	<b>\$ 4,718</b>
County, General .....	.20 cents	.20 cents	\$ 4,292	\$ 4,718
Main County Road .....	.25	.25	5,365	5,898
County Road and Bridge .....	.10		2,146	
District Road .....	.15	.15	3,218	3,539
<b>Total County and District .....</b>	<b>.70 cents</b>	<b>.60 cents</b>	<b>\$ 15,021</b>	<b>\$ 14,165</b>
High School Teachers .....	.06 cents		\$ 1,073	
Elementary Teachers .....	.40	.40 cents	8,583	9,437
Elementary Maint. Building .....	.10	.15	2,146	3,539
New Building .....	.20	.20	4,292	4,718
<b>Total Schools .....</b>	<b>.75 cents</b>	<b>.75 cents</b>	<b>\$ 16,094</b>	<b>\$ 17,694</b>
<b>GRAND TOTAL .....</b>	<b>\$ 1.65</b>	<b>\$ 1.55</b>	<b>\$ 35,407</b>	<b>\$ 36,567</b>

UPSHUR COUNTY—Table No. 2

BUCKHANNON DISTRICT—(Outside of Buckhannon Ind. District)

CLASS OF PROPERTY	1920	1921	1920	1921
	Assessed Value	Assessed Value	Taxes Levied	Taxes Levied
Real Estate .....	\$ 1,364,645	\$ 1,535,365	\$ 23,199	\$ 23,491
Personal Property .....	386,760	411,695	6,575	6,299
Public Utility Property .....	167,665	169,732	2,850	2,597
<b>Total .....</b>	<b>\$ 1,919,070</b>	<b>\$ 2,116,792</b>	<b>\$ 32,624</b>	<b>\$ 32,387</b>
PURPOSES	1920	1921	1920	1921
	Levy on each \$100	Levy on each \$100	Taxes Levied	Taxes Levied
State .....	.10 cents	.10 cents	\$ 1,919	\$ 2,117
State Virginia Debt .....	.10	.10	1,919	2,117
<b>Total State .....</b>	<b>.20 cents</b>	<b>.20 cents</b>	<b>\$ 3,838</b>	<b>\$ 4,234</b>
County, General .....	.20 cents	.20 cents	\$ 3,838	\$ 4,234
Main County Road .....	.25	.25	4,798	5,292
County Road and Bridge .....	.10		1,919	
District Road .....	.10	.15	1,919	3,175
District Road Bonds .....	.25	.15	4,798	3,175
<b>Total County and District .....</b>	<b>.90 cents</b>	<b>.75 cents</b>	<b>\$ 17,272</b>	<b>\$ 15,876</b>
High School Teachers .....	.06 cents	.03 cents	\$ 1,151	\$ 635
Elementary Teachers .....	.40	.40	7,676	8,467
Elementary Maint. Building .....	.10	.02	1,919	423
New Building .....	.04	.13	768	2,752
<b>Total Schools .....</b>	<b>.60 cents</b>	<b>.58 cents</b>	<b>\$ 11,514</b>	<b>\$ 12,277</b>
<b>GRAND TOTAL .....</b>	<b>\$ 1.70</b>	<b>\$ 1.53</b>	<b>\$ 32,624</b>	<b>\$ 32,387</b>

Buckhannon Ind. District complete includes Tables 2, 7, 9 and 10.

## UPSHUR COUNTY—Table No. 3

## MEADE DISTRICT—(Outside of Adrian Municipality)

CLASS OF PROPERTY	1920		1921	
	Assessed Value	Assessed Value	Taxes Levied	Taxes Levied
Real Estate.....	\$ 1,511,655	\$ 1,409,670	\$ 24,640	\$ 22,907
Personal Property.....	662,650	516,770	10,801	8,397
Public Utility Property.....	499,833	480,840	8,147	7,814
<b>Total.....</b>	<b>\$ 2,674,138</b>	<b>\$ 2,407,280</b>	<b>\$ 43,588</b>	<b>\$ 39,118</b>
PURPOSES	1920		1921	
	Levy on each \$100	Levy on each \$100	Taxes Levied	Taxes Levied
State.....	10 cents	10 cents	\$ 2,674	\$ 2,407
State Virginia Debt.....	10	10	2,674	2,407
<b>Total State.....</b>	<b>20 cents</b>	<b>20 cents</b>	<b>\$ 5,348</b>	<b>\$ 4,814</b>
County, General.....	20 cents	20 cents	\$ 5,348	\$ 4,815
Main County Road.....	25	25	6,686	6,018
County Road and Bridge.....	10	.....	2,674	.....
District Road.....	15	15	4,011	3,611
<b>Total County and District.....</b>	<b>70 cents</b>	<b>60 cents</b>	<b>\$ 18,719</b>	<b>\$ 14,444</b>
High School Teachers.....	3 cents	6½ cts	\$ 802	\$ 1,564
High School Maintenance Building.....	.....	1	.....	241
Elementary Teachers.....	40	40	10,697	9,629
Elementary Maintenance Building.....	10	15	2,674	3,611
New Building.....	20	20	5,348	4,815
<b>Total Schools.....</b>	<b>73 cents</b>	<b>82½ cts</b>	<b>\$ 19,521</b>	<b>\$ 19,860</b>
<b>GRAND TOTAL.....</b>	<b>\$ 1.63</b>	<b>\$ 1.62½</b>	<b>\$ 43,588</b>	<b>\$ 39,118</b>

Meade District complete includes Tables 3 and 8.

## UPSHUR COUNTY—Table No. 4

## UNION DISTRICT

CLASS OF PROPERTY	1920		1921	
	Assessed Value	Assessed Value	Taxes Levied	Taxes Levied
Real Estate.....	\$ 860,120	\$ 874,640	\$ 15,138	\$ 12,857
Personal Property.....	277,455	300,090	4,883	4,411
Public Utility Property.....	84,011	82,684	1,479	1,216
<b>Total.....</b>	<b>\$ 1,221,586</b>	<b>\$ 1,257,414</b>	<b>\$ 21,500</b>	<b>\$ 18,484</b>
PURPOSES	1920		1921	
	Levy on each \$100	Levy on each \$100	Taxes Levied	Taxes Levied
State.....	10 cents	10 cents	\$ 1,221	\$ 1,257
State Virginia Debt.....	10	10	1,222	1,257
<b>Total State.....</b>	<b>20 cents</b>	<b>20 cents</b>	<b>\$ 2,443</b>	<b>\$ 2,514</b>
County, General.....	20 cents	20 cents	\$ 2,443	\$ 2,515
Main County Road.....	25	25	3,054	3,144
County Road and Bridge.....	10	.....	1,222	.....
District Road.....	15	15	1,832	1,886
<b>Total County and District.....</b>	<b>70 cents</b>	<b>60 cents</b>	<b>\$ 8,551</b>	<b>\$ 7,545</b>
High School Teachers.....	6 cents	7 cents	\$ 733	\$ 880
Elementary Teachers.....	40	40	4,886	5,030
Elementary Maintenance Building.....	10	15	1,222	1,886
New Building.....	30	5	3,665	629
<b>Total Schools.....</b>	<b>86 cents</b>	<b>67 cents</b>	<b>\$ 10,506</b>	<b>\$ 8,425</b>
<b>GRAND TOTAL.....</b>	<b>\$ 1.76</b>	<b>\$ 1.47</b>	<b>\$ 21,500</b>	<b>\$ 18,484</b>

UPSHUR COUNTY—Table No. 5  
WARREN DISTRICT

CLASS OF PROPERTY	1920 Assessed Value	1921 Assessed Value	1920 Taxes Levied	1921 Taxes Levied
Real Estate.....	\$ 2,411,430	\$ 2,510,010	\$ 32,554	\$ 30,371
Personal Property.....	485,190	548,225	6,550	6,633
Public Utility Property.....	180,428	180,903	2,436	2,189
Total.....	\$ 3,077,048	\$ 3,239,138	\$ 41,540	\$ 39,193
PURPOSES	1920 Levy on each \$100	1921 Levy on each \$100	1920 Taxes Levied	1921 Taxes Levied
State.....	10 cents	10 cents	\$ 3,077	\$ 3,239
State Virginia Debt.....	10	10	3,077	3,239
Total State.....	20 cents	20 cents	\$ 6,154	\$ 6,478
County, General.....	20 cents	20 cents	\$ 6,154	\$ 6,478
Main County Road.....	25	25	7,693	8,098
County Road and Bridge.....	10	.....	3,077	.....
District Road.....	15	10	4,615	3,239
Total County and District.....	70 cents	55 cents	\$ 21,539	\$ 17,815
High School Teachers.....	4 cents	7 cents	\$ 1,231	\$ 2,267
High School Maintenance Building.....	.....	1	.....	324
Elementary Teachers.....	32	30	9,847	9,717
Elementary Maintenance Building.....	6	6	1,846	1,944
New Building.....	3	2	923	648
Total Schools.....	45 cents	46 cents	\$ 13,847	\$ 14,900
GRAND TOTAL.....	\$ 1.35	\$ 1.21	\$ 41,540	\$ 39,193

UPSHUR COUNTY—Table No. 6  
WASHINGTON DISTRICT

CLASS OF PROPERTY	1920 Assessed Value	1921 Assessed Value	1920 Taxes Levied	1921 Taxes Levied
Real Estate.....	\$ 1,066,100	\$ 1,114,165	\$ 17,484	\$ 19,943
Personal Property.....	591,825	578,840	9,706	10,361
Public Utility Property.....	179,479	178,447	2,944	3,194
Total.....	\$ 1,837,404	\$ 1,871,452	\$ 30,134	\$ 33,498
PURPOSES	1920 Levy on each \$100	1921 Levy on each \$100	1920 Taxes Levied	1921 Taxes Levied
State.....	10 cents	10 cents	\$ 1,837	\$ 1,871
State Virginia Debt.....	10	10	1,838	1,871
Total State.....	20 cents	20 cents	\$ 3,675	\$ 3,742
County, General.....	20 cents	20 cents	\$ 3,675	\$ 3,743
Main County Road.....	25	25	4,594	4,679
County Road and Bridge.....	10	.....	1,837	.....
District Road.....	15	25	2,756	4,678
Total County and District.....	70 cents	70 cents	\$ 12,862	\$ 13,100
High School Teachers.....	4 cents	4 cents	\$ 735	\$ 749
Elementary Teachers.....	40	40	7,350	7,486
Elementary Maintenance Building.....	10	15	1,837	2,807
New Building.....	20	30	3,675	5,614
Total Schools.....	74 cents	89 cents	\$ 13,597	\$ 16,656
GRAND TOTAL.....	\$ 1.64	\$ 1.79	\$ 30,134	\$ 33,498

**UPSHUR COUNTY—Table No. 7**  
**BUCKHANNON IND. DISTRICT, BUCKHANNON DISTRICT—(Outside**  
**of Buckhannon Municipality)**

CLASS OF PROPERTY	1920		1921	
	Assessed Value	Assessed Value	Taxes Levied	Taxes Levied
Real Estate.....	\$ 150,525	\$ 165,995	\$ 4,230	\$ 4,664
Personal Property.....	31,140	27,895	875	784
Public Utility Property.....	28,595	28,555	803	803
Total.....	\$ 210,260	\$ 222,445	\$ 5,908	\$ 6,251
PURPOSES	1920		1921	
	Levy on each \$100	Levy on each \$100	Taxes Levied	Taxes Levied
State.....	10 cents	10 cents	\$ 210	\$ 222
State Virginia Debt.....	10	10	211	222
Total State.....	20 cents	20 cents	\$ 421	\$ 444
County, General.....	20 cents	20 cents	\$ 420	\$ 445
Main County Road.....	25	25	526	556
County Road and Bridge.....	10	10	210	210
District Road.....	10	15	210	334
District Road Bonds.....	25	15	526	334
Total County and District.....	90 cents	75 cents	\$ 1,892	\$ 1,669
High School Teachers.....	60 cents	60 cents	\$ 1,262	\$ 1,335
High School Maintenance Building.....	15	30	315	667
Elementary Teachers.....	40	40	841	890
Elementary Maintenance Building.....	10	15	210	334
New Building.....	20	20	420	445
School Bonds.....	26	21	547	467
Total Schools.....	\$ 1.71	\$ 1.86	\$ 3,595	\$ 4,138
GRAND TOTAL.....	\$ 2.81	\$ 2.81	\$ 5,908	\$ 6,251

Buckhannon Independent District complete includes Tables 7, 9 and 10.

**UPSHUR COUNTY—Table No. 8**  
**ADRIAN MUNICIPALITY, MEADE DISTRICT**

CLASS OF PROPERTY	1920		1921	
	Assessed Value	Assessed Value	Taxes Levied	Taxes Levied
Real Estate.....	\$ .....	\$ 219,220	\$ .....	\$ 4,220
Personal Property.....	.....	244,930	.....	4,715
Public Utility Property.....	.....	18,000	.....	347
Total.....	\$ .....	\$ 482,150	\$ .....	\$ 9,282
PURPOSES	1920		1921	
	Levy on each \$100	Levy on each \$100	Taxes Levied	Taxes Levied
State.....	..... cents	10 cents	\$ .....	\$ 482
State Virginia Debt.....	.....	10	.....	482
Total State.....	..... cents	20 cents	\$ .....	\$ 964
County, General.....	..... cents	20 cents	\$ .....	\$ 964
Main County Road.....	.....	25	.....	1,206
Total County and District.....	..... cents	45 cents	\$ .....	\$ 2,170
High School Teachers.....	..... cents	6½ cts	\$ .....	\$ 314
High School Maintenance Building.....	.....	1	.....	48
Elementary Teachers.....	.....	40	.....	1,929
Elementary Maintenance Building.....	.....	15	.....	723
New Building.....	.....	20	.....	964
Total Schools.....	..... cents	82½ cts	\$ .....	\$ 3,978
Municipal General.....	..... cents	45 cents	\$ .....	\$ 2,170
Total Municipal.....	..... cents	45 cents	\$ .....	\$ 2,170
GRAND TOTAL.....	\$ .....	\$ 1,921½	\$ .....	\$ 9,282



UPSHUR COUNTY—Table No. 9  
BUCKHANNON MUNICIPALITY ("A"), BUCKHANNON IND.  
DISTRICT, BUCKHANNON DISTRICT

CLASS OF PROPERTY	1920	1921	1920	1921
	Assessed Value	Assessed Value	Taxes Levied	Taxes Levied
Real Estate.....	\$ 1,839,705	\$ 2,161,970	\$ 62,734	\$ 72,642
Personal Property.....	269,200	1,280,200	9,180	43,015
Public Utility Property.....	140,460	165,066	4,790	5,546
<b>Total.....</b>	<b>\$ 2,249,365</b>	<b>\$ 3,607,236</b>	<b>\$ 76,704</b>	<b>\$ 121,203</b>
PURPOSES	1920	1921	1920	1921
	Levy on each \$100	Levy on each 900	Taxes Levied	Taxes Levied
State.....	10 cents	10 cents	\$ 2,249	\$ 3,607
State Virginia Debt.....	10	10	2,250	3,607
<b>Total State.....</b>	<b>20 cents</b>	<b>20 cents</b>	<b>\$ 4,499</b>	<b>\$ 7,214</b>
County, General.....	20 cents	20 cents	\$ 4,499	\$ 7,214
Main County Road.....	25	25	5,623	9,018
County Road and Bridge.....	10	.....	2,249	.....
District Road Bonds.....	25	15	5,624	5,411
<b>Total County and District.....</b>	<b>80 cents</b>	<b>60 cents</b>	<b>\$ 17,995</b>	<b>\$ 21,643</b>
High School Teachers.....	60 cents	60 cents	\$ 13,496	\$ 21,644
High School Maintenance Building.....	15	30	3,374	10,822
Elementary Teachers.....	40	40	8,998	14,429
Elementary Maintenance Building.....	10	15	2,249	5,411
New Building.....	20	20	4,499	7,214
School Bonds.....	26	21	5,848	7,575
<b>Total Schools.....</b>	<b>\$ 1.71</b>	<b>\$ 1.86</b>	<b>\$ 38,464</b>	<b>\$ 67,094</b>
Municipal General.....	50 cents	50 cents	\$ 11,247	\$ 18,036
Municipal Bonds.....	20	20	4,499	7,215
<b>Total Municipal.....</b>	<b>70 cents</b>	<b>70 cents</b>	<b>\$ 15,746</b>	<b>\$ 25,251</b>
<b>GRAND TOTAL.....</b>	<b>\$ 3.41</b>	<b>\$ 3.36</b>	<b>\$ 76,704</b>	<b>\$ 121,203</b>

Buckhannon Independent District complete includes Tables 7, 9 and 10.

Buckhannon Municipality includes Tables 9 and 10.

UPSHUR COUNTY—Tab. No. 10  
BUCKHANNON MUNICIPALITY ("B and C"), BUCKHANNON IND  
DISTRICT, BUCKHANNON DISTRICT

CLASS OF PROPERTY	1920	1921	1920	1921
	Assessed Value	Assessed Value	Taxes Levied	Taxes Levied
Real Estate.....	\$ 532,080	\$ 560,455	\$ 17,718	\$ 17,710
Personal Property.....	194,350	191,025	6,472	6,037
Public Utility Property.....	101,875	107,141	3,393	3,386
<b>Total.....</b>	<b>\$ 828,305</b>	<b>\$ 858,621</b>	<b>\$ 27,583</b>	<b>\$ 27,133</b>
PURPOSES	1920	1921	1920	1921
	Levy on each \$100	Levy on each \$100	Taxes Levied	Taxes Levied
State.....	10 cents	10 cents	\$ 828	\$ 859
State Virginia Debt.....	10	10	829	859
<b>Total State.....</b>	<b>20 cents</b>	<b>20 cents</b>	<b>\$ 1,657</b>	<b>\$ 1,718</b>
County, General.....	20 cents	20 cents	\$ 1,657	\$ 1,717
Main County Road.....	25	25	2,071	2,147
County Road and Bridge.....	10	.....	828	.....
District Road Bonds.....	25	15	2,071	1,288
<b>Total County and District.....</b>	<b>80 cents</b>	<b>60 cents</b>	<b>\$ 6,627</b>	<b>\$ 5,152</b>
High School Teachers.....	60 cents	60 cents	\$ 4,970	\$ 5,152
High School Maintenance Building.....	15	30	1,242	2,576
Elementary Teachers.....	40	40	3,313	3,434
Elementary Maintenance Building.....	10	15	828	1,288
New Building.....	20	20	1,657	1,717
School Bonds.....	26	21	2,154	1,803
<b>Total Schools.....</b>	<b>\$ 1.71</b>	<b>\$ 1.86</b>	<b>\$ 14,164</b>	<b>\$ 15,970</b>
Municipal General.....	47 cents	50 cents	\$ 3,893	\$ 4,293
Municipal Bonds.....	15	.....	1,242	.....
<b>Total Municipal.....</b>	<b>62 cents</b>	<b>50 cents</b>	<b>\$ 5,135</b>	<b>\$ 4,293</b>
<b>GRAND TOTAL.....</b>	<b>\$ 3.33</b>	<b>\$ 3.16</b>	<b>\$ 27,583</b>	<b>\$ 27,133</b>

Buckhannon Municipality complete includes Tables 9 and 10.

Buckhannon Independent District complete includes Tables 7, 9 and 10.

**RECAPITULATION OF UPSHUR COUNTY  
ASSESSED VALUE**

Class of Property	1920			1921		
	Districts	Municipalities	Total	Districts	Municipalities	Total
Real Estate.....	\$ 8,867,520	\$ 2,371,785	\$ 11,239,305	\$ 9,175,885	\$ 2,941,645	\$ 12,117,530
Personal Property.....	2,872,010	463,550	3,335,560	2,964,280	1,716,155	4,680,435
Public Utility Property.....	1,345,844	242,335	1,588,179	1,333,508	290,207	1,623,715
<b>Total.....</b>	<b>\$ 13,085,374</b>	<b>\$ 3,077,670</b>	<b>\$ 16,163,044</b>	<b>\$ 13,473,673</b>	<b>\$ 4,948,007</b>	<b>\$ 18,421,680</b>

**TAXES LEVIED**

Purposes	1920			1921		
	Districts	Municipalities	Total	Districts	Municipalities	Total
State.....	\$ 13,084	\$ 3,077	\$ 16,161	\$ 13,472	\$ 4,948	\$ 18,420
State Virginia Debt.....	13,087	3,079	16,166	13,472	4,948	18,420
<b>Total State.....</b>	<b>\$ 26,171</b>	<b>\$ 6,156</b>	<b>\$ 32,327</b>	<b>\$ 26,944</b>	<b>\$ 9,896</b>	<b>\$ 36,840</b>
County, General.....	\$ 26,170	\$ 6,156	\$ 32,326	\$ 26,948	\$ 9,895	\$ 36,843
Main County Road.....	32,716	7,694	40,410	33,685	12,371	46,056
County Road and Bridge..	13,085	3,077	16,162			
District Road.....	18,561		18,561	20,462		20,462
District Road Bonds.....	5,324	7,695	13,019	3,509	6,699	10,208
<b>Total County and District.....</b>	<b>\$ 95,856</b>	<b>\$ 24,622</b>	<b>\$ 120,478</b>	<b>\$ 84,604</b>	<b>\$ 28,965</b>	<b>\$ 113,569</b>
High School Teachers....	\$ 6,987	\$ 18,466	\$ 25,453	\$ 7,430	\$ 27,110	\$ 34,540
High School Maint. Bldg..	315	4,616	4,931	1,232	13,446	14,678
Elementary Teachers....	49,880	12,311	62,191	50,656	19,792	70,448
Elementary Maint. Bldg..	11,854	3,077	14,931	14,544	7,422	21,966
New Building.....	19,091	6,156	25,247	19,621	9,895	29,516
School Bonds.....	547	8,002	8,549	467	9,378	9,845
<b>Total Schools.....</b>	<b>\$ 88,674</b>	<b>\$ 52,628</b>	<b>\$ 141,302</b>	<b>\$ 93,950</b>	<b>\$ 87,043</b>	<b>\$ 180,993</b>
Municipal General.....	\$ .....	\$ 15,140	\$ 15,140	\$ .....	\$ 24,499	\$ 24,499
Municipal Bonds.....		5,741	5,741		7,215	7,215
<b>Total Municipal.....</b>	<b>\$ .....</b>	<b>\$ 20,881</b>	<b>\$ 20,881</b>	<b>\$ .....</b>	<b>\$ 31,714</b>	<b>\$ 31,714</b>
<b>GRAND TOTAL.....</b>	<b>\$ 210,701</b>	<b>\$ 104,287</b>	<b>\$ 314,988</b>	<b>\$ 205,498</b>	<b>\$ 157,618</b>	<b>\$ 363,116</b>
Total Average Rate of Levy on Each \$100.....	\$ 1.61	\$ 3.389	\$ 1.949	\$ 1.525	\$ 3.185	\$ 1.971
<b>For All Purposes</b>						
On Real Estate.....	\$ 142,045	\$ 80,452	\$ 222,497	\$ 138,507	\$ 94,572	\$ 233,079
On Personal Property.....	46,601	15,652	62,253	45,887	53,767	99,654
On Public Utility Property	22,055	8,183	30,238	21,104	9,279	30,383
<b>Total.....</b>	<b>\$ 210,701</b>	<b>\$ 104,287</b>	<b>\$ 314,988</b>	<b>\$ 205,498</b>	<b>\$ 157,618</b>	<b>\$ 363,116</b>

**WAYNE COUNTY—Table No. 1  
BUTLER DISTRICT—(Outside of Cassville Municipality)**

CLASS OF PROPERTY	1920	1921	1920	1921
	Assessed Value	Assessed Value	Taxes Levied	Taxes Levied
Real Estate.....	\$ 884,320	\$ 886,265	\$ 15,918	\$ 19,010
Personal Property.....	553,465	487,690	9,962	10,461
Public Utility Property.....	2,283,676	2,383,701	41,106	51,131
<b>Total.....</b>	<b>\$ 3,721,461</b>	<b>\$ 3,757,656</b>	<b>\$ 66,986</b>	<b>\$ 80,602</b>
PURPOSES	1920	1921	1920	1921
	Levy on each \$100	Levy on each \$100	Taxes Levied	Taxes Levied
State.....	10 cents	10 cents	\$ 3,721	\$ 3,758
State Virginia Debt.....	10	10	3,722	3,758
<b>Total State.....</b>	<b>20 cents</b>	<b>20 cents</b>	<b>\$ 7,443</b>	<b>\$ 7,516</b>
County, General.....	25 cents	25 cents	\$ 9,304	\$ 9,394
Main County Road.....	10	25	3,721	9,394
County Road and Bridge.....	10	.....	3,722	.....
District Road.....	15	15	5,582	5,637
County Road Bonds.....	29	25	10,792	9,394
Memorial Fund.....	.....	5	.....	1,879
<b>Total County and District.....</b>	<b>89 cents</b>	<b>95 cents</b>	<b>\$ 33,121</b>	<b>\$ 35,698</b>
High School Teachers.....	1 cent	4½ cts	\$ 372	\$ 1,691
Elementary Teachers.....	40	40	14,886	15,031
Elementary Maintenance Building.....	10	15	3,721	5,636
New Building.....	20	20	7,443	7,515
County High School.....	.....	20	.....	7,515
<b>Total Schools.....</b>	<b>71 cents</b>	<b>99½ cts</b>	<b>\$ 26,422</b>	<b>\$ 37,388</b>
<b>GRAND TOTAL.....</b>	<b>\$ 1.80</b>	<b>\$ 2.14½</b>	<b>\$ 66,986</b>	<b>\$ 80,602</b>

Butler District complete includes Tables 1 and 8.

**WAYNE COUNTY—Table No. 2  
CEREDO DISTRICT—(Outside of Ceredo Ind. District)**

CLASS OF PROPERTY	1920	1921	1920	1921
	Assessed Value	Assessed Value	Taxes Levied	Taxes Levied
Real Estate.....	\$ 1,448,320	\$ 1,773,830	\$ 26,070	\$ 42,395
Personal Property.....	328,675	489,640	5,916	11,702
Public Utility Property.....	2,883,930	3,088,385	51,911	73,813
<b>Total.....</b>	<b>\$ 4,660,925</b>	<b>\$ 5,351,855</b>	<b>\$ 83,897</b>	<b>\$ 127,910</b>
PURPOSES	1920	1921	1920	1921
	Levy on each \$100	Levy on each \$100	Taxes Levied	Taxes Levied
State.....	10 cents	10 cents	\$ 4,661	\$ 5,352
State Virginia Debt.....	10	10	4,661	5,352
<b>Total State.....</b>	<b>20 cents</b>	<b>20 cents</b>	<b>\$ 9,322</b>	<b>\$ 10,704</b>
County, General.....	25 cents	25 cents	\$ 11,652	\$ 13,380
Main County Road.....	10	25	4,661	13,379
County Road and Bridge.....	10	.....	4,661	.....
District Road.....	15	15	6,991	8,028
County Road Bonds.....	29	25	13,517	13,380
Memorial Fund.....	.....	5	.....	2,676
<b>Total County and District.....</b>	<b>89 cents</b>	<b>95 cents</b>	<b>\$ 41,482</b>	<b>\$ 50,843</b>
High School Teachers.....	12 cents	18 cents	\$ 5,593	\$ 9,633
High School Maintenance Building.....	5	12	2,331	6,422
Elementary Teachers.....	40	39	18,644	20,872
Elementary Maintenance Building.....	10	15	4,661	8,028
New Building.....	4	40	1,864	21,408
<b>Total Schools.....</b>	<b>71 cents</b>	<b>\$ 1.24</b>	<b>\$ 33,093</b>	<b>\$ 66,363</b>
<b>GRAND TOTAL.....</b>	<b>\$ 1.80</b>	<b>\$ 2.39</b>	<b>\$ 83,897</b>	<b>\$ 127,910</b>

Ceredo District complete includes Tables 2, 7, 9 and 10.

**WAYNE COUNTY—Table No. 3**  
**GRANT DISTRICT**

CLASS OF PROPERTY	1920	1921	1920	1921
	Assessed Value	Assessed Value	Taxes Levied	Taxes Levied
Real Estate.....	\$ 629,005	\$ 657,715	\$ 10,001	\$ 13,483
Personal Property.....	280,385	228,350	4,458	4,681
Public Utility Property.....	110,931	117,263	1,764	2,404
<b>Total.....</b>	<b>\$ 1,020,321</b>	<b>\$ 1,003,328</b>	<b>\$ 16,223</b>	<b>\$ 20,568</b>
PURPOSES	1920	1921	1920	1921
	Levy on each \$100	Levy on each \$100	Taxes Levied	Taxes Levied
State.....	10 cents	10 cents	\$ 1,020	\$ 1,003
State Virginia Debt.....	10	10	1,021	1,003
<b>Total State.....</b>	<b>20 cents</b>	<b>20 cents</b>	<b>\$ 2,041</b>	<b>\$ 2,006</b>
County, General.....	25 cents	25 cents	\$ 2,551	\$ 2,508
Main County Road.....	10	25	1,020	2,509
County Road and Bridge.....	10	.....	1,021	.....
District Road.....	15	15	1,530	1,505
County Road Bonds.....	29	25	2,959	2,508
Memorial Fund.....	.....	5	.....	502
<b>Total County and District.....</b>	<b>89 cents</b>	<b>95 cents</b>	<b>\$ 9,081</b>	<b>\$ 9,532</b>
Elementary Teachers.....	40 cents	40 cents	\$ 4,081	\$ 4,013
Elementary Maintenance Building.....	10	10	1,020	1,003
New Building.....	.....	20	.....	2,007
County High School.....	.....	20	.....	2,007
<b>Total Schools.....</b>	<b>50 cents</b>	<b>90 cents</b>	<b>\$ 5,101</b>	<b>\$ 9,030</b>
<b>GRAND TOTAL.....</b>	<b>\$ 1.59</b>	<b>\$ 2.05</b>	<b>\$ 16,223</b>	<b>\$ 20,568</b>

**WAYNE COUNTY—Table No. 4**  
**LINCOLN DISTRICT**

CLASS OF PROPERTY	1920	1921	1920	1921
	Assessed Value	Assessed Value	Taxes Levied	Taxes Levied
Real Estate.....	\$ 1,172,770	\$ 1,371,540	\$ 20,993	\$ 29,077
Personal Property.....	434,210	404,105	7,772	8,567
Public Utility Property.....	3,435,328	3,563,296	61,492	75,542
<b>Total.....</b>	<b>\$ 5,042,308</b>	<b>\$ 5,338,941</b>	<b>\$ 90,257</b>	<b>\$ 113,186</b>
PURPOSES	1920	1921	1920	1921
	Levy on each \$100	Levy on each \$100	Taxes Levied	Taxes Levied
State.....	10 cents	10 cents	\$ 5,042	\$ 5,339
State Virginia Debt.....	10	10	5,043	5,339
<b>Total State.....</b>	<b>20 cents</b>	<b>20 cents</b>	<b>\$ 10,085</b>	<b>\$ 10,678</b>
County, General.....	25 cents	25 cents	\$ 12,606	\$ 13,347
Main County Road.....	10	25	5,042	13,348
County Road and Bridge.....	10	.....	5,042	.....
District Road.....	15	15	7,563	8,008
County Road Bonds.....	29	25	14,623	13,347
Memorial Fund.....	.....	5	.....	2,670
<b>Total County and District.....</b>	<b>89 cents</b>	<b>95 cents</b>	<b>\$ 44,876</b>	<b>\$ 50,720</b>
High School Teachers.....	..... cents	2 cents	.....	\$ 1,068
Elementary Teachers.....	40	40	20,169	21,356
Elementary Maintenance Building.....	10	15	5,042	8,008
New Building.....	20	20	10,085	10,678
County High School.....	.....	20	.....	10,678
<b>Total Schools.....</b>	<b>70 cents</b>	<b>97 cents</b>	<b>\$ 35,296</b>	<b>\$ 51,788</b>
<b>GRAND TOTAL.....</b>	<b>\$ 1.79</b>	<b>\$ 2.12</b>	<b>\$ 90,257</b>	<b>\$ 113,186</b>

**WAYNE COUNTY—Table No. 5**  
**STONEWALL DISTRICT**

CLASS OF PROPERTY	1920	1921	1920	1921
	Assessed Value	Assessed Value	Taxes Levied	Taxes Levied
Real Estate.....	\$ 845,585	\$ 972,610	\$ 14,629	\$ 20,425
Personal Property.....	427,000	451,890	7,387	9,489
Public Utility Property.....	508,806	439,816	8,802	9,236
<b>Total.....</b>	<b>\$ 1,781,391</b>	<b>\$ 1,864,316</b>	<b>\$ 30,818</b>	<b>\$ 39,150</b>

PURPOSES	1920	1921	1920	1921
	Levy on each \$100	Levy on each \$100	Taxes Levied	Taxes Levied
State.....	10 cents	10 cents	\$ 1,781	\$ 1,864
State Virginia Debt.....	10	10	1,782	1,864
<b>Total State.....</b>	<b>20 cents</b>	<b>20 cents</b>	<b>\$ 3,563</b>	<b>\$ 3,728</b>
County, General.....	25 cents	25 cents	\$ 4,453	\$ 4,661
Main County Road.....	10	25	1,781	4,660
County Road and Bridge.....	10	.....	1,782	.....
District Road.....	15	15	2,672	2,797
County Road Bonds.....	29	25	5,166	4,661
Memorial Fund.....	.....	5	.....	932
<b>Total County and District.....</b>	<b>89 cents</b>	<b>95 cents</b>	<b>\$ 15,854</b>	<b>\$ 17,711</b>
Elementary Teachers.....	40 cents	40 cents	\$ 7,128	\$ 7,457
Elementary Maintenance Building.....	10	15	1,781	2,797
New Building.....	14	20	2,494	3,728
County High School.....	.....	20	.....	3,729
<b>Total Schools.....</b>	<b>64 cents</b>	<b>95 cents</b>	<b>\$ 11,401</b>	<b>\$ 17,711</b>
<b>GRAND TOTAL.....</b>	<b>\$ 1.73</b>	<b>\$ 2.10</b>	<b>\$ 30,818</b>	<b>\$ 39,150</b>

**WAYNE COUNTY—Table No. 6**  
**UNION DISTRICT—(Outside of Wayne Municipality)**

CLASS OF PROPERTY	1920	1921	1920	1921
	Assessed Value	Assessed Value	Taxes Levied	Taxes Levied
Real Estate.....	\$ 944,535	\$ 943,795	\$ 17,096	\$ 20,008
Personal Property.....	548,110	485,965	9,921	10,303
Public Utility Property.....	1,116,320	1,185,465	20,205	25,132
<b>Total.....</b>	<b>\$ 2,608,965</b>	<b>\$ 2,615,225</b>	<b>\$ 47,222</b>	<b>\$ 55,443</b>

PURPOSES	1920	1921	1920	1921
	Levy on each \$100	Levy on ea h \$100	Taxes Levied	Taxes Levied
State.....	10 cents	10 cents	\$ 2,609	\$ 2,615
State Virginia Debt.....	10	10	2,609	2,615
<b>Total State.....</b>	<b>20 cents</b>	<b>20 cents</b>	<b>\$ 5,218</b>	<b>\$ 5,230</b>
County, General.....	25 cents	25 cents	\$ 6,522	\$ 6,538
Main County Road.....	10	25	2,609	6,538
County Road and Bridge.....	10	.....	2,609	.....
District Road.....	15	15	3,913	3,923
County Road Bonds.....	29	25	7,566	6,538
Memorial Fund.....	.....	5	.....	1,308
<b>Total County and District.....</b>	<b>80 cents</b>	<b>95 cents</b>	<b>\$ 23,219</b>	<b>\$ 24,845</b>
High School Teachers.....	2 cents	2 cents	\$ 522	\$ 523
Elementary Teachers.....	40	40	10,436	10,461
Elementary Maintenance Building.....	10	15	2,609	3,923
New Building.....	20	20	5,218	5,230
County High School.....	.....	20	.....	5,231
<b>Total Schools.....</b>	<b>72 cents</b>	<b>97 cents</b>	<b>\$ 18,785</b>	<b>\$ 25,368</b>
<b>GRAND TOTAL.....</b>	<b>\$ 1.81</b>	<b>\$ 2.12</b>	<b>\$ 47,222</b>	<b>\$ 55,443</b>

Union District complete includes Tables 6 and 11

WAYNE COUNTY—Table No. 7  
CEREDO IND. DISTRICT, CEREDO DISTRICT—(Outside of Ceredo  
and Kenova Municipalities)

CLASS OF PROPERTY	1920		1921	
	Assessed Value	Assessed Value	Taxes Levied	Taxes Levied
Real Estate.....	\$ 89,475	\$ 101,880	\$ 1,781	\$ 2,725
Personal Property.....	33,420	29,735	665	796
Public Utility Property.....	113,063	121,162	2,250	3,241
<b>Total.....</b>	<b>\$ 235,958</b>	<b>\$ 252,777</b>	<b>\$ 4,696</b>	<b>\$ 6,762</b>
PURPOSES	1920		1921	
	Levy on each \$100	Levy on each \$100	Taxes Levied	Taxes Levied
State.....	10 cents	10 cents	\$ 236	\$ 253
State Virginia Debt.....	10	10	236	253
<b>Total State.....</b>	<b>20 cents</b>	<b>20 cents</b>	<b>\$ 472</b>	<b>\$ 506</b>
County, General.....	25 cents	25 cents	\$ 590	\$ 632
Main County Road.....	10	25	236	632
County Road and Bridge.....	10	.....	236	.....
District Road.....	15	15	354	379
County Road Bonds.....	29	25	684	632
Memorial Fund.....	.....	5	.....	126
<b>Total County and District.....</b>	<b>89 cents</b>	<b>95 cents</b>	<b>\$ 2,100</b>	<b>\$ 2,401</b>
High School Teachers.....	20 cents	30 cents	\$ 472	\$ 758
High School Maintenance Building.....	5	10	118	253
Elementary Teachers.....	40	35	944	885
Elementary Maintenance Building.....	10	12½	236	316
New Building.....	10	40	236	1,011
School Bonds.....	5	25	118	632
<b>Total Schools.....</b>	<b>90 cents</b>	<b>\$ 1.52½</b>	<b>\$ 2,124</b>	<b>\$ 3,855</b>
<b>GRAND TOTAL.....</b>	<b>\$ 1.99</b>	<b>\$ 2.67½</b>	<b>\$ 4,696</b>	<b>\$ 6,762</b>

Ceredo Independent District complete includes Tables 7, 9 and 10.

WAYNE COUNTY—Table No. 8  
CASSVILLE MUNICIPALITY, BUTLER DISTRICT

CLASS OF PROPERTY	1920		1921	
	Assessed Value	Assessed Value	Taxes Levied	Taxes Levied
Real Estate.....	\$ 106,515	\$ 107,875	\$ 2,737	\$ 2,584
Personal Property.....	88,800	80,695	2,282	1,932
Public Utility Property.....	121,425	134,989	3,121	3,233
<b>Total.....</b>	<b>\$ 316,740</b>	<b>\$ 323,559</b>	<b>\$ 8,140</b>	<b>\$ 7,749</b>
PURPOSES	1920		1921	
	Levy on each \$100	Levy on each \$100	Taxes Levied	Taxes Levied
State.....	10 cents	10 cents	\$ 316	\$ 324
State Virginia Debt.....	10	10	317	324
<b>Total State.....</b>	<b>20 cents</b>	<b>20 cents</b>	<b>\$ 633</b>	<b>\$ 648</b>
County, General.....	25 cents	25 cents	\$ 792	\$ 809
Main County Road.....	10	25	317	809
County Road and Bridge.....	10	.....	317	.....
County Road Bonds.....	29	25	918	808
Memorial Fund.....	.....	5	.....	162
<b>Total County and District.....</b>	<b>74 cents</b>	<b>80 cents</b>	<b>\$ 2,344</b>	<b>\$ 2,588</b>
High School Teachers.....	1 cent	4½ cts	\$ 32	\$ 146
Elementary Teachers.....	40	40	1,267	1,294
Elementary Maintenance Building.....	10	15	317	485
New Building.....	20	20	633	647
Sub-District Extension.....	42	.....	1,330	.....
County High School.....	.....	20	.....	647
<b>Total Schools.....</b>	<b>\$ 1.13</b>	<b>99½ cts</b>	<b>\$ 3,579</b>	<b>\$ 3,219</b>
Municipal General.....	50 cents	40 cents	\$ 1,584	\$ 1,294
<b>Total Municipal.....</b>	<b>50 cents</b>	<b>40 cents</b>	<b>\$ 1,584</b>	<b>\$ 1,294</b>
<b>GRAND TOTAL.....</b>	<b>\$ 2.57</b>	<b>\$ 2.39½</b>	<b>\$ 8,140</b>	<b>\$ 7,749</b>

WAYNE COUNTY—Table No. 9  
CEREDO MUNICIPALITY, CEREDO IND. DISTRICT,  
CEREDO DISTRICT

CLASS OF PROPERTY	1920 Assessed Value	1921 Assessed Value	1920 Taxes Levied	1921 Taxes Levied
Real Estate.....	\$ 348,905	\$ 402,215	\$ 9,351	\$ 12,971
Personal Property.....	193,460	273,445	5,185	8,819
Public Utility Property.....	428,157	443,384	11,474	14,299
Total.....	\$ 970,522	\$ 1,119,044	\$ 26,010	\$ 36,089
PURPOSES	1920 Levy on each \$100	1921 Levy on each \$100	1920 Taxes Levied	1921 Taxes Levied
State.....	10 cents	10 cents	\$ 970	\$ 1,119
State Virginia Debt.....	10	10	971	1,119
Total State.....	20 cents	20 cents	\$ 1,941	\$ 2,238
County, General.....	25 cents	25 cents	\$ 2,426	\$ 2,797
Main County Road.....	10	25	970	2,798
County Road and Bridge.....	10	.....	971	.....
County Road Bonds.....	29	25	2,815	2,797
Memorial Fund.....	.....	5	.....	560
Total County and District.....	74 cents	80 cents	\$ 7,182	\$ 8,952
High School Teachers.....	20 cents	30 cents	\$ 1,941	\$ 3,357
High School Maintenance Building.....	5	10	485	1,119
Elementary Teachers.....	40	35	3,882	3,917
Elementary Maintenance Building.....	10	12½	971	1,399
New Building.....	10	40	970	4,476
School Bonds.....	5	25	486	2,798
Total Schools.....	90 cents	\$ 1 52½	\$ 8,735	\$ 17,066
Municipal General.....	48 cents	45 cents	\$ 4,659	\$ 5,036
Municipal Bonds.....	36	25	3,493	2,797
Total Municipal.....	84 cents	70 cents	\$ 8,152	\$ 7,833
GRAND TOTAL.....	\$ 2.68	\$ 3.22½	\$ 26,010	\$ 36,089

Ceredo Independent District complete includes Tables 7, 9 and 10.

WAYNE COUNTY—Table No. 10  
KENOVA MUNICIPALITY, CEREDO IND. DISTRICT,  
CEREDO DISTRICT

CLASS OF PROPERTY	1920 Assessed Value	1921 Assessed Value	1920 Taxes Levied	1921 Taxes Levied
Real Estate.....	\$ 1,338,430	\$ 1,757,540	\$ 33,595	\$ 55,802
Personal Property.....	810,565	898,220	20,345	22,168
Public Utility Property.....	1,840,424	1,990,818	46,195	63,209
Total.....	\$ 3,989,419	\$ 4,446,578	\$ 100,135	\$ 141,179
PURPOSES	1920 Levy on each \$100	1921 Levy on each \$100	1920 Taxes Levied	1921 Taxes Levied
State.....	10 cents	10 cents	\$ 3,989	\$ 4,447
State Virginia Debt.....	10	10	3,990	4,447
Total State.....	20 cents	20 cents	\$ 7,979	\$ 8,894
County, General.....	25 cents	25 cents	\$ 9,974	\$ 11,116
Main County Road.....	10	25	3,989	11,117
County Road and Bridge.....	10	.....	3,990	.....
County Road Bonds.....	29	25	11,569	11,116
Memorial Fund.....	.....	5	.....	2,223
Total County and District.....	74 cents	80 cents	\$ 29,522	\$ 35,572
High School Teachers.....	20 cents	30 cents	\$ 7,979	\$ 13,340
High School Maintenance Building.....	5	10	1,995	4,447
Elementary Teachers.....	40	35	15,957	15,563
Elementary Maintenance Building.....	10	12½	3,989	5,558
New Building.....	10	40	3,990	17,786
School Bonds.....	5	25	1,995	11,116
Total Schools.....	90 cents	\$ 1.52½	\$ 35,905	\$ 67,810
Municipal General.....	50 cents	50 cents	\$ 19,947	\$ 22,233
Municipal Bonds.....	17	15	6,782	6,670
Total Municipal.....	67 cents	65 cents	\$ 26,729	\$ 28,903
GRAND TOTAL.....	\$ 2.51	\$ 3.17½	\$ 100,135	\$ 141,179

Ceredo Independent District complete includes Tables 7, 9 and 10.

**WAYNE COUNTY—Table No. 11**  
**WAYNE MUNICIPALITY, UNION DISTRICT**

CLASS OF PROPERTY	1920 Assessed Value	1921 Assessed Value	1920 Taxes Levied	1921 Taxes Levied
Real Estate.....	\$ 130,645	\$ 138,890	\$ 3,109	\$ 3,681
Personal Property.....	141,255	129,935	3,362	3,443
Public Utility Property.....	116,772	120,736	2,779	3,199
<b>Total.....</b>	<b>\$ 388,672</b>	<b>\$ 389,561</b>	<b>\$ 9,250</b>	<b>\$ 10,323</b>
PURPOSES	1920 Levy on each \$100	1921 Levy on each \$100	1920 Taxes Levied	1921 Taxes Levied
State.....	10 cents	10 cents	\$ 388	\$ 390
State Virginia Debt.....	10	10	389	390
<b>Total State.....</b>	<b>20 cents</b>	<b>20 cents</b>	<b>\$ 777</b>	<b>\$ 780</b>
County, General.....	25 cents	25 cents	\$ 972	\$ 974
Main County Road.....	10	25	389	973
County Road and Bridge.....	10	.....	388	.....
County Road Bonds.....	29	25	1,127	974
Memorial Fund.....	.....	5	.....	195
<b>Total County and District.....</b>	<b>74 cents</b>	<b>80 cents</b>	<b>\$ 2,876</b>	<b>\$ 3,116</b>
High School Teachers.....	2 cents	2 cents	\$ 78	\$ 78
Elementary Teachers.....	40	71 $\frac{1}{2}$	1,555	2,785
Elementary Maintenance Building.....	10	16 $\frac{1}{2}$	389	643
New Building.....	20	20	777	779
Sub-District Extension.....	37	.....	1,438	.....
County High School.....	.....	20	.....	779
<b>Total Schools.....</b>	<b>\$ 1.09</b>	<b>\$ 1.30</b>	<b>\$ 4,237</b>	<b>\$ 5,064</b>
Municipal General.....	35 cents	35 cents	\$ 1,360	\$ 1,363
<b>Total Municipal.....</b>	<b>35 cents</b>	<b>35 cents</b>	<b>\$ 1,360</b>	<b>\$ 1,363</b>
<b>GRAND TOTAL.....</b>	<b>\$ 2.38</b>	<b>\$ 2.65</b>	<b>\$ 9,250</b>	<b>\$ 10,323</b>



RECAPITULATION OF WAYNE COUNTY  
ASSESSED VALUE

Class of Property	1920			1921		
	Districts	Municipalities	Total	Districts	Municipalities	Total
Real Estate.....	\$ 6,014,010	\$ 1,924,495	\$ 7,938,505	\$ 6,707,635	\$ 2,406,520	\$ 9,114,155
Personal Property.....	2,605,265	1,234,080	3,839,345	2,577,375	1,182,295	3,759,670
Public Utility Property....	10,452,054	2,506,778	12,958,832	10,899,068	2,689,927	13,589,015
<b>Total.....</b>	<b>\$ 19,071,329</b>	<b>\$ 5,665,353</b>	<b>\$ 24,736,682</b>	<b>\$ 20,184,068</b>	<b>\$ 6,278,742</b>	<b>\$ 26,462,810</b>

TAXES LEVIED

Purposes	1920			1921		
	Districts	Municipalities	Total	Districts	Municipalities	Total
State.....	\$ 19,070	\$ 5,663	\$ 24,733	\$ 20,184	\$ 6,280	\$ 26,464
State Virginia Debt.....	19,074	5,667	24,741	20,184	6,280	26,464
<b>Total State.....</b>	<b>\$ 38,144</b>	<b>\$ 11,330</b>	<b>\$ 49,474</b>	<b>\$ 40,368</b>	<b>\$ 12,560</b>	<b>\$ 52,928</b>
County, General.....	\$ 47,678	\$ 14,164	\$ 61,842	\$ 50,460	\$ 15,696	\$ 66,156
Main County Road.....	19,070	5,665	24,735	50,460	15,697	66,157
County Road and Bridge..	19,073	5,666	24,739	.....	.....	.....
District Road.....	28,606	.....	28,606	30,277	.....	30,277
County Road Bonds.....	55,307	16,429	71,736	50,460	15,695	66,155
Memorial Fund.....	.....	.....	.....	10,093	3,140	13,233
<b>Total County and District.....</b>	<b>\$ 169,733</b>	<b>\$ 41,924</b>	<b>\$ 211,657</b>	<b>\$ 191,750</b>	<b>\$ 50,228</b>	<b>\$ 241,978</b>
High School Teachers.....	\$ 6,959	\$ 10,030	\$ 16,989	\$ 13,673	\$ 16,921	\$ 30,594
High School Maint. Bldg..	2,449	2,480	4,929	6,675	5,566	12,241
Elementary Teachers.....	76,286	22,661	98,947	80,075	23,559	103,634
Elementary Maint. Bldg..	19,070	5,666	24,736	29,711	8,085	37,796
New Building.....	27,340	6,370	33,710	51,577	23,688	75,265
Sub-District Extension.....	.....	2,768	2,768	.....	.....	.....
School Bonds.....	118	2,481	2,599	632	13,914	14,546
County High School.....	.....	.....	.....	29,160	1,426	30,586
<b>Total Schools.....</b>	<b>\$ 132,222</b>	<b>\$ 52,456</b>	<b>\$ 184,678</b>	<b>\$ 211,503</b>	<b>\$ 93,159</b>	<b>\$ 304,662</b>
Municipal General.....	\$.....	\$ 27,550	\$ 27,550	\$.....	\$ 29,926	\$ 29,926
Municipal Bonds.....	.....	10,275	10,275	.....	9,467	9,467
<b>Total Municipal.....</b>	<b>\$.....</b>	<b>\$ 37,825</b>	<b>\$ 37,825</b>	<b>\$.....</b>	<b>\$ 39,393</b>	<b>\$ 39,393</b>
<b>GRAND TOTAL.....</b>	<b>\$ 340,099</b>	<b>\$ 143,535</b>	<b>\$ 483,634</b>	<b>\$ 443,621</b>	<b>\$ 195,340</b>	<b>\$ 638,961</b>
<b>Total Average Rate of Levy on Each \$100.....</b>	<b>\$ 1.783</b>	<b>\$ 2.534</b>	<b>\$ 1.955</b>	<b>\$ 2.198</b>	<b>\$ 3.111</b>	<b>\$ 2.415</b>
<b>For All Purposes</b>						
On Real Estate.....	\$ 106,488	\$ 48,792	\$ 155,280	\$ 147,123	\$ 75,038	\$ 222,161
On Personal Property.....	46,081	31,174	77,255	55,999	36,362	92,361
On Public Utility Property	187,530	63,569	251,099	240,499	83,940	324,439
<b>Total.....</b>	<b>\$ 340,099</b>	<b>\$ 143,535</b>	<b>\$ 483,634</b>	<b>\$ 443,621</b>	<b>\$ 195,340</b>	<b>\$ 638,961</b>

**WEBSTER COUNTY—Table No. 1**  
**FORK LICK DISTRICT—(Outside of Webster Springs Municipality)**

CLASS OF PROPERTY	1920	1921	1920	1921
	Assessed Value	Assessed Value	Taxes Levied	Taxes Levied
Real Estate.....	\$ 3,303,795	\$ 2,928,200	\$ 64,754	\$ 65,006
Personal Property.....	254,090	228,260	4,980	5,068
Public Utility Property.....	136,579	148,118	2,677	3,288
<b>Total.....</b>	<b>\$ 3,694,464</b>	<b>\$ 3,304,578</b>	<b>\$ 72,411</b>	<b>\$ 73,362</b>
	1920	1921	1920	1921
State.....	10 cents	10 cents	\$ 3,694	\$ 3,305
State Virginia Debt.....	10	10	3,695	3,305
<b>Total State.....</b>	<b>20 cents</b>	<b>20 cents</b>	<b>\$ 7,389</b>	<b>\$ 6,610</b>
County, General.....	30 cents	30 cents	\$ 11,083	\$ 9,914
Main County Road.....	5	25	1,847	8,261
District Road.....	15	15	5,542	4,957
County Road Bonds.....	30	30	11,083	9,914
<b>Total County and District.....</b>	<b>80 cents</b>	<b>\$ 1.00</b>	<b>\$ 29,555</b>	<b>\$ 33,046</b>
High School Teachers.....	15 cents	25 cents	\$ 5,542	\$ 8,262
High School Maintenance Building.....	5	5	1,847	1,652
Elementary Teachers.....	40	40	14,778	13,218
Elementary Maintenance Building.....	10	5	3,694	1,652
New Building.....	20	20	7,389	6,609
School Bonds.....	6	7	2,217	2,313
<b>Total Schools.....</b>	<b>96 cents</b>	<b>\$ 1.02</b>	<b>\$ 35,467</b>	<b>\$ 33,706</b>
<b>GRAND TOTAL.....</b>	<b>\$ 1.96</b>	<b>\$ 2.22</b>	<b>\$ 72,411</b>	<b>\$ 73,362</b>

Fork Lick District complete includes Tables 1 and 7.

**WEBSTER COUNTY—Table No. 2**  
**GLADE DISTRICT—(Outside of Cowen and Camden-on-Gauley Municipalities)**

CLASS OF PROPERTY	1920	1921	1920	1921
	Assessed Value	Assessed Value	Taxes Levied	Taxes Levied
Real Estate.....	\$ 2,441,680	\$ 2,334,710	\$ 49,200	\$ 58,484
Personal Property.....	1,255,290	1,188,885	25,294	29,782
Public Utility Property.....	777,301	781,905	15,663	19,587
<b>Total.....</b>	<b>\$ 4,474,281</b>	<b>\$ 4,305,500</b>	<b>\$ 90,157</b>	<b>\$ 107,853</b>
	1920	1921	1920	1921
PURPOSES	Levy on each \$100	Levy on each \$100	Taxes Levied	Taxes Levied
State.....	10 cents	10 cents	\$ 4,474	\$ 4,306
State Virginia Debt.....	10	10	4,475	4,306
<b>Total State.....</b>	<b>20 cents</b>	<b>20 cents</b>	<b>\$ 8,949</b>	<b>\$ 8,612</b>
County, General.....	30 cents	30 cents	\$ 13,423	\$ 12,917
Main County Road.....	5	25	2,237	10,764
District Road.....	15	15	6,711	6,458
County Road Bonds.....	30	30	13,423	12,916
<b>Total County and District.....</b>	<b>80 cents</b>	<b>\$ 1.00</b>	<b>\$ 35,794</b>	<b>\$ 43,055</b>
High School Teachers.....	17 cents	22 cents	\$ 7,606	\$ 9,472
High School Maintenance Building.....	6	5	2,685	2,153
Elementary Teachers.....	40	60	17,897	25,833
Elementary Maintenance Building.....	10	15	4,474	6,458
New Building.....	20	20	8,949	8,611
School Bonds.....	8½	8½	3,803	3,659
<b>Total Schools.....</b>	<b>\$ 1.01½</b>	<b>\$ 1.30½</b>	<b>\$ 45,414</b>	<b>\$ 56,186</b>
<b>GRAND TOTAL.....</b>	<b>\$ 2.01½</b>	<b>\$ 2.50½</b>	<b>\$ 90,157</b>	<b>\$ 107,853</b>

Glade District complete includes Tables 2, 5 and 6.

**WEBSTER COUNTY—Table No. 3**  
**HACKERS VALLEY DISTRICT**

CLASS OF PROPERTY	1920 Assessed Value	1921 Assessed Value	1920 Taxes Levied	1921 Taxes Levied
Real Estate.....	\$ 815,835	\$ 818,040	\$ 12,482	\$ 15,134
Personal Property.....	391,390	265,960	5,988	4,920
Public Utility Property.....	43,488	43,487	666	804
Total.....	\$ 1,250,713	\$ 1,127,487	\$ 19,136	\$ 20,858
PURPOSES	1920 Levy on each \$100	1921 Levy on each \$100	1920 Taxes Levied	1921 Taxes Levied
State.....	10 cents	10 cents	\$ 1,251	\$ 1,127
State Virginia Debt.....	10	10	1,250	1,127
Total State.....	20 cents	20 cents	\$ 2,501	\$ 2,254
County, General.....	30 cents	30 cents	\$ 3,752	\$ 3,382
Main County Road.....	5	25	626	2,819
District Road.....	15	15	1,876	1,691
County Road Bonds.....	30	30	3,752	3,383
Total County and District.....	80 cents	\$ 1.00	\$ 10,006	\$ 11,275
Elementary Teachers.....	40 cents	40 cents	\$ 5,003	\$ 4,510
Elementary Maintenance Building...	10	15	1,251	1,691
New Building.....	3	10	375	1,128
Total Schools.....	53 cents	65 cents	\$ 6,629	\$ 7,329
GRAND TOTAL.....	\$ 1.53	\$ 1.85	\$ 19,136	\$ 20,858

**WEBSTER COUNTY—Table No. 4**  
**HOLLY DISTRICT**

CLASS OF PROPERTY	1920 Assessed Value	1921 Assessed Value	1920 Taxes Levied	1921 Taxes Levied
Real Estate.....	\$ 1,025,825	\$ 1,058,255	\$ 15,388	\$ 21,483
Personal Property.....	383,620	257,715	5,754	5,232
Public Utility Property.....	62,068	49,031	931	995
Total.....	\$ 1,471,513	\$ 1,365,001	\$ 22,073	\$ 27,710
PURPOSES	1920 Levy on each \$100	1921 Levy on each \$100	1920 Taxes Levied	1921 Taxes Levied
State.....	10 cents	10 cents	\$ 1,471	\$ 1,365
State Virginia Debt.....	10	10	1,472	1,365
Total State.....	20 cents	20 cents	\$ 2,943	\$ 2,730
County, General.....	30 cents	30 cents	\$ 4,415	\$ 4,095
Main County Road.....	5	25	736	3,413
District Road.....	15	15	2,207	2,047
County Road Bonds.....	30	30	4,414	4,095
Total County and District.....	80 cents	\$ 1.00	\$ 11,772	\$ 13,650
Elementary Teachers.....	40 cents	45 cents	\$ 5,886	\$ 6,143
Elementary Maintenance Building...	10	8	1,472	1,092
New Building.....	.....	30	.....	4,095
Total Schools.....	50 cents	83 cents	\$ 7,358	\$ 11,330
GRAND TOTAL.....	\$ 1.50	\$ 2.03	\$ 22,073	\$ 27,710

**WEBSTER COUNTY—Table No. 5**  
**CAMDEN-ON-GAULEY MUNICIPALITY, GLADE DISTRICT**

CLASS OF PROPERTY	1920		1921	
	Assessed Value	Assessed Value	Taxes Levied	Taxes Levied
Real Estate.....	\$ 52,065	\$ 55,040	\$ 1,153	\$ 1,489
Personal Property.....	89,125	88,260	1,974	2,387
Public Utility Property.....	35,615	35,977	789	973
<b>Total.....</b>	<b>\$ 176,805</b>	<b>\$ 179,277</b>	<b>\$ 3,916</b>	<b>\$ 4,849</b>
PURPOSES	1920		1921	
	Levy on each \$100	Levy on each \$100	Taxes Levied	Taxes Levied
State.....	10 cents	10 cents	\$ 177	\$ 179
State Virginia Debt.....	10	10	177	179
<b>Total State.....</b>	<b>20 cents</b>	<b>20 cents</b>	<b>\$ 354</b>	<b>\$ 358</b>
County, General.....	30 cents	30 cents	\$ 530	\$ 538
Main County Road.....	5	25	88	448
County Road Bonds.....	30	30	531	538
<b>Total County and District.....</b>	<b>65 cents</b>	<b>85 cents</b>	<b>\$ 1,149</b>	<b>\$ 1,524</b>
High School Teachers.....	17 cents	22 cents	\$ 301	\$ 394
High School Maintenance Building...	6	5	106	90
Elementary Teachers.....	40	60	707	1,076
Elementary Maintenance Building...	10	15	177	269
New Building.....	20	20	354	359
School Bonds.....	8½	8½	150	152
<b>Total Schools.....</b>	<b>\$ 1.01½</b>	<b>\$ 1.30½</b>	<b>\$ 1,795</b>	<b>\$ 2,340</b>
Municipal General.....	35 cents	35 cents	\$ 618	\$ 627
<b>Total Municipal.....</b>	<b>35 cents</b>	<b>35 cents</b>	<b>\$ 618</b>	<b>\$ 627</b>
<b>GRAND TOTAL.....</b>	<b>\$ 2.21½</b>	<b>\$ 2.70½</b>	<b>\$ 3,916</b>	<b>\$ 4,849</b>

**WEBSTER COUNTY—Table No. 6**  
**COWEN MUNICIPALITY, GLADE DISTRICT**

CLASS OF PROPERTY	1920		1921	
	Assessed Value	Assessed Value	Taxes Levied	Taxes Levied
Real Estate.....	\$ 96,190	\$ 99,640	\$ 2,083	\$ 2,645
Personal Property.....	168,700	165,355	3,652	4,390
Public Utility Property.....	35,955	35,730	778	949
<b>Total.....</b>	<b>\$ 300,845</b>	<b>\$ 300,725</b>	<b>\$ 6,513</b>	<b>\$ 7,984</b>
PURPOSES	1920		1921	
	Levy on each \$100	Levy on each \$100	Taxes Levied	Taxes Levied
State.....	10 cents	10 cents	\$ 301	\$ 301
State Virginia Debt.....	10	10	301	301
<b>Total State.....</b>	<b>20 cents</b>	<b>20 cents</b>	<b>\$ 602</b>	<b>\$ 602</b>
County, General.....	30 cents	30 cents	\$ 903	\$ 902
Main County Road.....	5	25	150	752
County Road Bonds.....	30	30	902	902
<b>Total County and District.....</b>	<b>65 cents</b>	<b>85 cents</b>	<b>\$ 1,955</b>	<b>\$ 2,556</b>
High School Teachers.....	17 cents	22 cents	\$ 511	\$ 662
High School Maintenance Building...	6	5	181	150
Elementary Teachers.....	40	60	1,203	1,804
Elementary Maintenance Building...	10	15	301	451
New Building.....	20	20	602	601
School Bonds.....	8½	8½	256	256
<b>Total Schools.....</b>	<b>\$ 1.01½</b>	<b>\$ 1.30½</b>	<b>\$ 3,054</b>	<b>\$ 3,924</b>
Municipal General.....	30 cents	30 cents	\$ 902	\$ 902
<b>Total Municipal.....</b>	<b>30 cents</b>	<b>30 cents</b>	<b>\$ 902</b>	<b>\$ 902</b>
<b>GRAND TOTAL.....</b>	<b>\$ 2.16½</b>	<b>\$ 2.65½</b>	<b>\$ 6,513</b>	<b>\$ 7,984</b>

## WEBSTER COUNTY—Table No. 7

## WEBSTER SPRINGS MUNICIPALITY, FORK LICK DISTRICT

CLASS OF PROPERTY	1920 Assessed Value	1921 Assessed Value	1920 Taxes Levied	1921 Taxes Levied
Real Estate .....	\$ 297,655	\$ 294,590	\$ 7,173	\$ 7,866
Personal Property .....	187,070	200,035	4,508	5,341
Public Utility Property .....	8,125	9,259	196	247
<b>Total</b> .....	<b>\$ 492,850</b>	<b>\$ 503,884</b>	<b>\$ 11,877</b>	<b>\$ 13,454</b>
PURPOSES	1920 Levy on each \$100	1921 Levy on each \$100	1920 Taxes Levied	1921 Taxes Levied
State .....	10 cents	10 cents	\$ 493	\$ 504
State Virginia Debt .....	10	10	493	504
<b>Total State</b> .....	<b>20 cents</b>	<b>20 cents</b>	<b>\$ 986</b>	<b>\$ 1,008</b>
County, General .....	30 cents	30 cents	\$ 1,479	\$ 1,512
Main County Road .....	5	25	247	1,260
County Road Bonds .....	30	30	1,478	1,511
<b>Total County and District</b> .....	<b>65 cents</b>	<b>85 cents</b>	<b>\$ 3,204</b>	<b>\$ 4,283</b>
High School Teachers .....	15 cents	25 cents	\$ 739	\$ 1,260
High School Maintenance Building .....	5	5	246	252
Elementary Teachers .....	40	40	1,971	2,015
Elementary Maintenance Building .....	10	5	493	252
New Building .....	20	20	986	1,008
School Bonds .....	6	7	296	353
<b>Total Schools</b> .....	<b>96 cents</b>	<b>\$ 1.02</b>	<b>\$ 4,731</b>	<b>\$ 5,140</b>
Municipal General .....	35 cents	35 cents	\$ 1,724	\$ 1,763
Municipal Bonds .....	25	25	1,232	1,260
<b>Total Municipal</b> .....	<b>60 cents</b>	<b>60 cents</b>	<b>\$ 2,956</b>	<b>\$ 3,023</b>
<b>GRAND TOTAL</b> .....	<b>\$ 2.41</b>	<b>\$ 2.67</b>	<b>\$ 11,877</b>	<b>\$ 13,454</b>

**RECAPITULATION OF WEBSTER COUNTY  
ASSESSED VALUE**

Class of Property	1920			1921		
	Districts	Municipalities	Total	Districts	Municipalities	Total
Real Estate.....	\$ 7,587,145	\$ 445,910	\$ 8,033,055	\$ 7,139,205	\$ 449,270	\$ 7,588,475
Personal Property.....	2,284,390	444,895	2,729,285	1,940,820	453,650	2,394,470
Public Utility Property.....	1,019,436	79,695	1,099,131	1,022,541	80,966	1,103,507
<b>Total.....</b>	<b>\$ 10,890,971</b>	<b>\$ 970,500</b>	<b>\$ 11,861,471</b>	<b>\$ 10,102,566</b>	<b>\$ 983,886</b>	<b>\$ 11,086,452</b>

**TAXES LEVIED**

Purposes	1920			1921		
	Districts	Municipalities	Total	Districts	Municipalities	Total
State.....	\$ 10,890	\$ 971	\$ 11,861	\$ 10,103	\$ 984	\$ 11,087
State Virginia Debt.....	10,892	971	11,863	10,103	984	11,087
<b>Total State.....</b>	<b>\$ 21,782</b>	<b>\$ 1,942</b>	<b>\$ 23,724</b>	<b>\$ 20,206</b>	<b>\$ 1,968</b>	<b>\$ 22,174</b>
County, General.....	\$ 32,673	\$ 2,912	\$ 35,585	\$ 30,308	\$ 2,952	\$ 33,260
Main County Road.....	5,446	485	5,931	25,257	2,460	27,717
District Road.....	16,336		16,336	15,153		15,153
County Road Bonds.....	32,672	2,911	35,583	30,308	2,951	33,259
<b>Total County and District.....</b>	<b>\$ 87,127</b>	<b>\$ 6,308</b>	<b>\$ 93,435</b>	<b>\$ 101,026</b>	<b>\$ 8,363</b>	<b>\$ 109,389</b>
High School Teachers.....	\$ 13,148	\$ 1,551	\$ 14,699	\$ 17,734	\$ 2,316	\$ 20,050
High School Maint. Bldg.....	4,532	533	5,065	3,805	402	4,297
Elementary Teachers.....	43,564	3,881	47,445	49,704	4,895	54,599
Elementary Maint. Bldg.....	10,891	971	11,862	10,893	972	11,865
New Building.....	16,713	1,942	18,655	20,443	1,968	22,411
School Bonds.....	6,020	702	6,722	5,972	761	6,733
<b>Total Schools.....</b>	<b>\$ 94,868</b>	<b>\$ 9,580</b>	<b>\$ 104,448</b>	<b>\$ 108,551</b>	<b>\$ 11,404</b>	<b>\$ 119,955</b>
Municipal General.....	\$ 3,244	\$ 3,244	\$ 3,244	\$ 3,292	\$ 3,292	\$ 3,292
Municipal Bonds.....	1,232	1,232	1,232	1,260	1,260	1,260
<b>Total Municipal.....</b>	<b>\$ 4,476</b>	<b>\$ 4,476</b>	<b>\$ 4,476</b>	<b>\$ 4,552</b>	<b>\$ 4,552</b>	<b>\$ 4,552</b>
<b>GRAND TOTAL.....</b>	<b>\$ 203,777</b>	<b>\$ 22,306</b>	<b>\$ 226,083</b>	<b>\$ 229,783</b>	<b>\$ 26,287</b>	<b>\$ 256,07</b>
Total Average Rate of Levy on each \$100	\$ 1.871	\$ 2.298	\$ 1.906	\$ 2.275	\$ 2.672	\$ 2.31
For All Purposes						
On Real Estate.....	\$ 141,824	\$ 10,409	\$ 152,233	\$ 160,107	\$ 12,000	\$ 172,107
On Personal Property.....	42,016	10,134	52,150	45,002	12,118	57,120
On Public Utility Property	19,937	1,763	21,700	24,674	2,169	26,843
<b>Total.....</b>	<b>\$ 203,777</b>	<b>\$ 22,306</b>	<b>\$ 226,083</b>	<b>\$ 229,783</b>	<b>\$ 26,287</b>	<b>\$ 256,070</b>

## WETZEL COUNTY—Table No. 1

## CENTER DISTRICT

CLASS OF PROPERTY	1920	1921	1920	1921
	Assessed Value	Assessed Value	Taxes Levied	Taxes Levied
Real Estate.....	\$ 1,725,345	\$ 1,741,445	\$ 28,986	\$ 24,990
Personal Property.....	571,285	523,285	9,598	7,509
Public Utility Property.....	712,723	717,751	11,973	10,299
<b>Total.....</b>	<b>\$ 3,009,353</b>	<b>\$ 2,982,481</b>	<b>\$ 50,557</b>	<b>\$ 42,798</b>
PURPOSES	1920	1921	1920	1921
	Levy on each \$100	Levy on each \$100	Taxes Levied	Taxes Levied
State.....	.10 cents	.10 cents	\$ 3,009	\$ 2,982
State Virginia Debt.....	.10	.10	3,010	2,982
<b>Total State.....</b>	<b>.20 cents</b>	<b>.20 cents</b>	<b>\$ 6,019</b>	<b>\$ 5,964</b>
County, General.....	.18 cents	.19 cents	\$ 5,417	\$ 5,667
Main County Road.....	.25	.25	7,524	7,456
County Road and Bridge.....	.10	.10	3,009	3,009
District Road.....	.27	.15	8,125	4,474
<b>Total County and District.....</b>	<b>.80 cents</b>	<b>.59 cents</b>	<b>\$ 24,075</b>	<b>\$ 17,597</b>
High School Teachers.....		.03 cents		\$ 895
Elementary Teachers.....	.40 cents	.40	\$ 12,037	11,930
Elementary Maint. Building.....	.10	.12½	3,009	3,728
New Building.....	.18	.09	5,417	2,684
<b>Total Schools.....</b>	<b>.68 cents</b>	<b>.64½ cts</b>	<b>\$ 20,463</b>	<b>\$ 19,237</b>
<b>GRAND TOTAL.....</b>	<b>\$ 1.68</b>	<b>\$ 1.43½</b>	<b>\$ 50,557</b>	<b>\$ 42,798</b>

## WETZEL COUNTY—Table No. 2

## CHURCH DISTRICT—(Outside of Hundred Municipality)

CLASS OF PROPERTY	1920	1921	1920	1921
	Assessed Value	Assessed Value	Taxes Levied	Taxes Levied
Real Estate.....	\$ 2,086,130	\$ 2,116,530	\$ 44,852	\$ 43,389
Personal Property.....	593,870	576,355	12,76	11,815
Public Utility Property.....	2,445,043	2,427,700	52,569	49,768
<b>Total.....</b>	<b>\$ 5,125,043</b>	<b>\$ 5,120,585</b>	<b>\$ 110,189</b>	<b>\$ 104,972</b>
PURPOSES	1920	1921	1920	1921
	Levy on each \$100	Levy on each \$100	Taxes Levied	Taxes Levied
State.....	.10 cents	.10 cents	\$ 5,125	\$ 5,121
State Virginia Debt.....	.10	.10	5,125	5,121
<b>Total State.....</b>	<b>.20 cents</b>	<b>.20 cents</b>	<b>\$ 10,250</b>	<b>\$ 10,242</b>
County, General.....	.18 cents	.19 cents	\$ 9,225	\$ 9,729
Main County Road.....	.25	.25	12,813	12,801
County Road and Bridge.....	.10	.10	5,125	5,125
District Road.....	.15	.15	7,688	7,681
District Road Bonds.....	.34	.32	17,425	16,386
<b>Total County and District.....</b>	<b>\$ 1.02</b>	<b>.91</b>	<b>\$ 52,276</b>	<b>\$ 46,597</b>
High School Teachers.....	.05 cents	.08 cents	\$ 2,563	\$ 4,096
High School Maint. Bldg.....	.02	.01	1,025	512
Elementary Teachers.....	.36	.36	18,450	18,434
Elementary Maint. Building.....	.10	.09	5,125	4,609
New Building.....	.40	.40	20,500	20,482
<b>Total Schools.....</b>	<b>.93 cents</b>	<b>.94 cents</b>	<b>\$ 47,663</b>	<b>\$ 48,133</b>
<b>GRAND TOTAL.....</b>	<b>\$ 2.15</b>	<b>\$ 2.05</b>	<b>\$ 110,189</b>	<b>\$ 104,972</b>

Church District complete includes Tables 2 and 9.

**WETZEL COUNTY—Table No. 3**  
**CLAY DISTRICT—(Outside of Littleton Municipality)**

CLASS OF PROPERTY	1920 Assessed Value	1921 Assessed Value	1920 Taxes Levied	1921 Taxes Levied
Real Estate.....	\$ 840,085	\$ 862,650	\$ 19,406	\$ 19,323
Personal Property.....	162,590	152,255	3,756	3,411
Public Utility Property.....	935,446	992,735	21,609	22,237
<b>Total.....</b>	<b>\$ 1,938,121</b>	<b>\$ 2,007,640</b>	<b>\$ 44,771</b>	<b>\$ 44,971</b>
PURPOSES	1920 Levy on each \$100	1921 Levy on each \$100	1920 Taxes Levied	1921 Taxes Levied
State.....	.10 cents	.10 cents	\$ 1,938	\$ 2,008
State Virginia Debt.....	.10	.10	1,938	2,008
<b>Total State.....</b>	<b>.20 cents</b>	<b>.20 cents</b>	<b>\$ 3,876</b>	<b>\$ 4,016</b>
County, General.....	.18 cents	.19 cents	\$ 3,489	\$ 3,815
Main County Road.....	.25	.25	4,846	5,019
County Road and Bridge.....	.10	.10	1,938	.....
District Road.....	.15	.15	2,907	3,011
District Road Bonds.....	.41	.38	7,946	7,629
<b>Total County and District.....</b>	<b>\$ 1.09</b>	<b>.97 cents</b>	<b>\$ 21,126</b>	<b>\$ 19,474</b>
High School Teachers.....	.30 cents	.33 cents	\$ 5,814	\$ 6,625
High School Maint. Bldg.....	.07	.07	1,357	1,405
Elementary Teachers.....	.40	.40	7,753	8,031
Elementary Maint. Building.....	.10	.08	1,938	1,606
New Building.....	.10	.12	1,938	2,409
School Bonds.....	.05	.07	969	1,405
<b>Total Schools.....</b>	<b>\$ 1.02</b>	<b>\$ 1.07</b>	<b>\$ 19,769</b>	<b>\$ 21,481</b>
<b>GRAND TOTAL.....</b>	<b>\$ 2.31</b>	<b>\$ 2.24</b>	<b>\$ 44,771</b>	<b>\$ 44,971</b>

Clay District complete includes Tables 3 and 10.

**WETZEL COUNTY—Table No. 4**  
**GRANT DISTRICT—(Outside of Pine Grove and Smithfield Municipalities)**

CLASS OF PROPERTY	1920 Assessed Value	1921 Assessed Value	1920 Taxes Levied	1921 Taxes Levied
Real Estate.....	\$ 3,122,790	\$ 3,202,155	\$ 74,010	\$ 64,363
Personal Property.....	2,023,560	2,888,490	47,959	58,059
Public Utility Property.....	5,387,940	4,999,672	127,694	100,493
<b>Total.....</b>	<b>\$ 10,534,290</b>	<b>\$ 11,090,317</b>	<b>\$ 249,663</b>	<b>\$ 222,915</b>
PURPOSES	1920 Levy on each \$100	1921 Levy on each \$100	1920 Taxes Levied	1921 Taxes Levied
State.....	.10 cents	.10 cents	\$ 10,534	\$ 11,090
State Virginia Debt.....	.10	.10	10,535	11,090
<b>Total State.....</b>	<b>.20 cents</b>	<b>.20 cents</b>	<b>\$ 21,069</b>	<b>\$ 22,180</b>
County, General.....	.18 cents	.19 cents	\$ 18,962	\$ 21,072
Main County Road.....	.25	.25	26,336	27,726
County Road and Bridge.....	.10	.10	10,534	.....
District Road.....	.15	.15	15,801	16,635
District Road Bonds.....	.13	.12	13,695	13,308
<b>Total County and District.....</b>	<b>.81 cents</b>	<b>.71 cents</b>	<b>\$ 85,328</b>	<b>\$ 78,741</b>
High School Teachers.....	.21 cents	.25 cents	\$ 22,122	\$ 27,726
High School Maint. Bldg.....	.10	.....	10,534	.....
Elementary Teachers.....	.40	.40	42,137	44,361
Elementary Maint. Building.....	.10	.13	10,535	14,418
New Building.....	.40	.32	42,137	35,489
Special Buildings.....	.15	.....	15,801	.....
<b>Total Schools.....</b>	<b>\$ 1.36</b>	<b>\$ 1.10</b>	<b>\$ 143,266</b>	<b>\$ 121,994</b>
<b>GRAND TOTAL.....</b>	<b>\$ 2.37</b>	<b>\$ 2.01</b>	<b>\$ 249,663</b>	<b>\$ 222,915</b>

Grant District complete includes Tables 4, 13 and 14.



**WETZEL COUNTY—Table No. 5**  
**GREEN DISTRICT**

CLASS OF PROPERTY	1920	1921	1920	1921
	Assessed Value	Assessed Value	Taxes Levied	Taxes Levied
Real Estate.....	\$ 854,650	\$ 873,730	\$ 16,751	\$ 14,853
Personal Property.....	701,830	624,455	13,756	10,616
Public Utility Property.....	2,512,789	2,660,063	49,251	45,221
<b>Total.....</b>	<b>\$ 4,069,269</b>	<b>\$ 4,158,248</b>	<b>\$ 79,758</b>	<b>\$ 70,690</b>
PURPOSES	1920	1921	1920	1921
	Levy on each \$100	Levy on each \$100	Taxes Levied	Taxes Levied
State.....	.10 cents	.10 cents	\$ 4,069	\$ 4,158
State Virginia Debt.....	.10	.10	4,070	4,158
<b>Total State.....</b>	<b>.20 cents</b>	<b>.20 cents</b>	<b>\$ 8,139</b>	<b>\$ 8,316</b>
County, General.....	.18 cents	.19 cents	\$ 7,325	\$ 7,901
Main County Road.....	.25	.25	10,173	10,396
County Road and Bridge.....	.10	.....	4,069	.....
District Road.....	.27	.15	10,987	6,237
<b>Total County and District.....</b>	<b>.80 cents</b>	<b>.59 cents</b>	<b>\$ 32,554</b>	<b>\$ 24,534</b>
High School Teachers.....	.08 cents	.20 cents	\$ 3,255	\$ 8,317
High School Maint. Bldg.....	.12	.05	4,883	2,079
Elementary Teachers.....	.40	.40	16,277	16,633
Elementary Maint. Building.....	.10	.10	4,069	4,158
New Building.....	.20	.10	8,129	4,178
School Bonds.....	.06	.06	2,442	2,495
<b>Total Schools.....</b>	<b>.96 cents</b>	<b>.91 cents</b>	<b>\$ 39,065</b>	<b>\$ 37,840</b>
<b>GRAND TOTAL.....</b>	<b>\$ 1.96</b>	<b>\$ .170</b>	<b>\$ 79,758</b>	<b>\$ 70,690</b>

**WETZEL COUNTY—Table No. 6**  
**MAGNOLIA DISTRICT—(Outside of New Martinsville, Brooklyn and Paden City Municipalities)**

CLASS OF PROPERTY	1920	1921	1920	1921
	Assessed Value	Assessed Value	Taxes Levied	Taxes Levied
Real Estate.....	\$ 728,935	\$ 730,200	\$ 15,308	\$ 15,261
Personal Property.....	283,000	257,680	5,943	5,386
Public Utility Property.....	955,700	1,015,678	20,069	21,228
<b>Total.....</b>	<b>\$ 1,967,635</b>	<b>\$ 2,003,558</b>	<b>\$ 41,320</b>	<b>\$ 41,875</b>
PURPOSES	1920	1921	1920	1921
	Levy on each \$100	Levy on each \$100	Taxes Levied	Taxes Levied
State.....	.10 cents	.10 cents	\$ 1,967	\$ 2,004
State Virginia Debt.....	.10	.10	1,968	2,004
<b>Total State.....</b>	<b>.20 cents</b>	<b>.20 cents</b>	<b>\$ 3,935</b>	<b>\$ 4,008</b>
County, General.....	.18 cents	.19 cents	\$ 3,542	\$ 3,807
Main County Road.....	.25	.25	4,919	5,009
County Road and Bridge.....	.10	.....	1,968	.....
District Road.....	.27	.15	5,313	3,005
District Road Bonds.....	.15	.15	2,951	3,005
<b>Total County and District.....</b>	<b>.95 cents</b>	<b>.74 cents</b>	<b>\$ 18,692</b>	<b>\$ 14,826</b>
High School Teachers.....	.24 cents	.35 cents	\$ 4,729	\$ 7,013
High School Maint. Bldg.....	.06	.05	1,181	1,002
Elementary Teachers.....	.53	.40	10,428	8,014
Elementary Maint. Building.....	.12	.15	2,361	3,005
New Building.....	.....	.20	.....	4,007
<b>Total Schools.....</b>	<b>.95 cents</b>	<b>\$ 1.15</b>	<b>\$ 18,692</b>	<b>\$ 23,041</b>
<b>GRAND TOTAL.....</b>	<b>\$ 2.10</b>	<b>\$ 2.09</b>	<b>\$ 41,320</b>	<b>\$ 41,875</b>

Magnolia District complete includes Tables 6, 8, 11, 12.

**WETZEL COUNTY Table No. 7  
PROCTOR DISTRICT**

CLASS OF PROPERTY	1920	1921	1920	1921
	Assessed Value	Assessed Value	Taxes Levied	Taxes Levied
Real Estate.....	\$ 1,382,535	\$ 1,398,700	\$ 22,259	\$ 20,980
Personal Property.....	527,440	604,330	8,492	9,065
Public Utility Property.....	1,039,723	1,117,198	16,739	16,758
<b>Total.....</b>	<b>\$ 2,949,698</b>	<b>\$ 3,120,228</b>	<b>\$ 47,490</b>	<b>\$ 46,803</b>
PURPOSES	1920	1921	1920	1921
	Levy on each \$100	Levy on each \$100	Taxes Levied	Taxes Levied
State.....	.10 cents	.10 cents	\$ 2,949	\$ 3,120
State Virginia Debt.....	.10	.10	2,950	3,120
<b>Total State.....</b>	<b>.20 cents</b>	<b>.20 cents</b>	<b>\$ 5,899</b>	<b>\$ 6,240</b>
County, General.....	.18 cents	.19 cents	\$ 5,309	\$ 5,928
Main County Road.....	.25	.25	7,374	7,801
County Road and Bridge.....	.10		2,950	
District Road.....	.27	.15	7,964	4,680
<b>Total County and District.....</b>	<b>.80 cents</b>	<b>.59 cents</b>	<b>\$ 23,597</b>	<b>\$ 18,409</b>
High School Maint. Bldg.....		.01 cents		\$ 312
Elementary Teachers.....	.51 cents	.45	\$ 15,044	14,041
Elementary Maint. Building.....	.10	.10	2,950	3,120
New Building.....		.15		4,681
<b>Total Schools.....</b>	<b>.61 cents</b>	<b>.71 cents</b>	<b>\$ 17,994</b>	<b>\$ 22,154</b>
<b>GRAND TOTAL.....</b>	<b>\$ 1.61</b>	<b>\$ 1.50</b>	<b>\$ 47,490</b>	<b>\$ 46,803</b>

**WETZEL COUNTY—Table No. 8  
BROOKLYN MUNICIPALITY, MAGNOLIA DISTRICT**

CLASS OF PROPERTY	1920	1921	1920	1921
	Assessed Value	Assessed Value	Taxes Levied	Taxes Levied
Real Estate.....	\$ 202,765	\$ 204,480	\$ 4,988	\$ 4,989
Personal Property.....	103,600	136,845	2,549	3,339
Public Utility Property.....	165,951	168,398	4,082	4,109
<b>Total.....</b>	<b>\$ 472,316</b>	<b>\$ 509,723</b>	<b>\$ 11,619</b>	<b>\$ 12,437</b>
PURPOSES	1920	1921	1920	1921
	Levy on each \$100	Levy on each \$100	Taxes Levied	Taxes Levied
State.....	.10 cents	.10 cents	\$ 472	\$ 510
State Virginia Debt.....	.10	.10	473	510
<b>Total State.....</b>	<b>.20 cents</b>	<b>.20 cents</b>	<b>\$ 945</b>	<b>\$ 1,020</b>
County, General.....	.18 cents	.19 cents	\$ 850	\$ 968
Main County Road.....	.25	.25	1,181	1,274
County Road and Bridge.....	.10		472	
District Road Bonds.....	.15	.15	708	765
<b>Total County and District.....</b>	<b>.68 cents</b>	<b>.59 cents</b>	<b>\$ 3,211</b>	<b>\$ 3,007</b>
High School Teachers.....	.24 cents	.35 cents	\$ 1,134	\$ 1,784
High School Maint. Bldg.....	.06	.05	283	255
Elementary Teachers.....	.53	.40	2,503	2,039
Elementary Maint. Bldg.....	.12	.15	567	764
New Building.....		.20		1,019
Sub-District Extension.....	.13	.10	614	510
<b>Total Schools.....</b>	<b>\$ 1.08</b>	<b>\$ 1.25</b>	<b>\$ 5,101</b>	<b>\$ 6,371</b>
Municipal General.....	.50 cents	.40 cents	\$ 2,362	\$ 2,039
<b>Total Municipal.....</b>	<b>.50 cents</b>	<b>.40 cents</b>	<b>\$ 2,362</b>	<b>\$ 2,039</b>
<b>GRAND TOTAL.....</b>	<b>\$ 2.46</b>	<b>\$ 2.44</b>	<b>\$ 11,619</b>	<b>\$ 12,437</b>

WETZEL COUNTY Table No. 9  
HUNDRED MUNICIPALITY, CHURCH DISTRICT

CLASS OF PROPERTY	1920		1921	
	Assessed Value	Assessed Value	Taxes Levied	Taxes Levied
Real Estate.....	\$ 235,205	\$ 261,920	\$ 5,880	\$ 6,548
Personal Property.....	224,975	363,060	5,624	9,077
Public Utility Property.....	354,513	355,968	8,863	8,899
Total.....	\$ 814,693	\$ 980,948	\$ 20,367	\$ 24,524
PURPOSES	1920		1921	
	Levy on each \$100	Levy on each \$100	Taxes Levied	Taxes Levied
State.....	.10 cents	.10 cents	\$ 814	\$ 981
State Virginia Debt.....	.10	.10	815	981
Total State.....	.20 cents	.20 cents	\$ 1,629	\$ 1,962
County, General.....	.18 cents	.19 cents	\$ 1,466	\$ 1,864
Main County Road.....	.25	.25	2,037	2,452
County Road and Bridge.....	.10	.....	815	.....
District Road Bonds.....	.34	.32	2,770	3,139
Total County and District.....	.87 cents	.76 cents	\$ 7,088	\$ 7,455
High School Teachers.....	.05 cents	.08 cents	\$ 407	\$ 785
High School Maint. Bldg.....	.02	.01	163	98
Elementary Teachers.....	.36	.36	2,933	3,531
Elementary Maint. Building.....	.10	.09	815	883
New Building.....	.40	.40	3,259	3,924
Total Schools.....	.93 cents	.94 cents	\$ 7,577	\$ 9,221
Municipal General.....	.50 cents	.50 cents	\$ 4,073	\$ 4,905
Municipal Bonds.....	.....	.10	.....	981
Total Municipal.....	.50 cents	.60 cents	\$ 4,073	\$ 5,886
GRAND TOTAL.....	\$ 2.50	\$ 2.50	\$ 20,367	\$ 24,524

WETZEL COUNTY—Table No. 10  
LITTLETON MUNICIPALITY, CLAY DISTRICT

CLASS OF PROPERTY	1920		1921	
	Assessed Value	Assessed Value	Taxes Levied	Taxes Levied
Real Estate.....	\$ 180,635	\$ 189,650	\$ 4,444	\$ 4,722
Personal Property.....	113,685	163,535	2,797	4,072
Public Utility Property.....	138,891	139,976	3,416	3,486
Total.....	\$ 433,211	\$ 493,161	\$ 10,657	\$ 12,280
PURPOSES	1920		1921	
	Levy on each \$100	Levy on each \$100	Taxes Levied	Taxes Levied
State.....	.10 cents	.10 cents	\$ 433	\$ 493
State Virginia Debt.....	.10	.10	433	493
Total State.....	.20 cents	.20 cents	\$ 866	\$ 986
County, General.....	.18 cents	.19 cents	\$ 780	\$ 937
Main County Road.....	.25	.25	1,083	1,233
County Road and Bridge.....	.10	.....	433	.....
District Road Bonds.....	.41	.38	1,776	1,874
Total County and District.....	.94 cents	.82 cents	\$ 4,072	\$ 4,044
High School Teachers.....	.30 cents	.33 cents	\$ 1,300	\$ 1,627
High School Maint. Bldg.....	.07	.07	303	345
Elementary Teachers.....	.40	.40	1,733	1,973
Elementary Maint. Building.....	.10	.08	433	395
New Building.....	.10	.12	433	592
School Bonds.....	.05	.07	217	345
Total Schools.....	\$ 1.02	\$ 1.07	\$ 4,419	\$ 5,277
Municipal General.....	.30 cents	.40 cents	\$ 1,300	\$ 1,973
Total Municipal.....	.30 cents	.40 cents	\$ 1,300	\$ 1,973
GRAND TOTAL.....	\$ 2.46	\$ 2.49	\$ 10,657	\$ 12,280

**WETZEL COUNTY—Table No. 11  
NEW MARTINSVILLE MUNICIPALITY, MAGNOLIA DISTRICT**

CLASS OF PROPERTY	1920	1921	1920	1921
	Assessed Value	Assessed Value	Taxes Levied	Taxes Levied
Real Estate .....	\$ 1,183,990	\$ 1,196,820	\$ 29,126	\$ 30,399
Personal Property .....	1,190,105	1,219,395	29,277	30,973
Public Utility Property .....	183,598	194,003	4,516	4,927
<b>Total .....</b>	<b>\$ 2,557,693</b>	<b>\$ 2,610,218</b>	<b>\$ 62,919</b>	<b>\$ 66,299</b>
PURPOSES	1920	1921	1920	1921
	Levy on each \$100	Levy on each \$100	Taxes Levied	Taxes Levied
State .....	.10 cents	.10 cents	\$ 2,557	\$ 2,610
State Virginia Debt .....	.10	.10	2,558	2,610
<b>Total State .....</b>	<b>.20 cents</b>	<b>.20 cents</b>	<b>\$ 5,115</b>	<b>\$ 5,220</b>
County, General .....	.18 cents	.19 cents	\$ 4,604	\$ 4,959
Main County Road .....	.25	.25	6,394	6,526
County Road and Bridge .....	.10		2,558	
District Road Bonds .....	.15	.15	3,837	3,915
<b>Total County and District .....</b>	<b>.68 cents</b>	<b>.59 cents</b>	<b>\$ 17,393</b>	<b>\$ 15,400</b>
High School Teachers .....	.24 cents	.35 cents	\$ 6,128	\$ 9,136
High School Maint. Bldg. ....	.06	.05	1,535	1,305
Elementary Teachers .....	.53	.40	13,556	10,441
Elementary Maint. Building .....	.12	.15	3,069	3,915
New Building .....		.20		5,221
Sub-District Extension .....	.13	.10	3,325	2,610
<b>Total Schools .....</b>	<b>\$ 1 08</b>	<b>\$ 1 25</b>	<b>\$ 27,623</b>	<b>\$ 32,628</b>
Municipal General .....	.35 cents	.40 cents	\$ 8,952	\$ 10,441
Municipal Bonds .....	.15	.10	3,836	2,610
<b>Total Municipal .....</b>	<b>.50 cents</b>	<b>.50 cents</b>	<b>\$ 12,788</b>	<b>\$ 13,051</b>
<b>GRAND TOTAL .....</b>	<b>\$ 2.46</b>	<b>\$ 2.54</b>	<b>\$ 62,919</b>	<b>\$ 66,299</b>

**WETZEL COUNTY—Table No. 12  
PADEN CITY MUNICIPALITY, MAGNOLIA DISTRICT—(Exclusive  
of Paden City in Tyler County.)**

CLASS OF PROPERTY	1920	1921	1920	1921
	Assessed Value	Assessed Value	Taxes Levied	Taxes Levied
Real Estate .....	\$ 459,895	\$ 504,345	\$ 11,359	\$ 13,718
Personal Property .....	252,545	278,360	6,238	7,572
Public Utility Property .....	45,964	55,292	1,136	1,504
<b>Total .....</b>	<b>\$ 758,404</b>	<b>\$ 837,997</b>	<b>\$ 18,733</b>	<b>\$ 22,794</b>
PURPOSES	1920	1921	1920	1921
	Levy on each \$100	Levy on each \$100	Taxes Levied	Taxes Levied
State .....	.10 cents	.10 cents	\$ 758	\$ 838
State Virginia Debt .....	.10	.10	759	838
<b>Total State .....</b>	<b>.20 cents</b>	<b>.20 cents</b>	<b>\$ 1,517</b>	<b>\$ 1,676</b>
County, General .....	.18 cents	.19 cents	\$ 1,365	\$ 1,592
Main County Road .....	.25	.25	1,896	2,095
County Road and Bridge .....	.10		758	
District Road Bonds .....	.15	.15	1,138	1,257
<b>Total County and District .....</b>	<b>.68 cents</b>	<b>.59 cents</b>	<b>\$ 5,157</b>	<b>\$ 4,944</b>
High School Teachers .....	.24 cents	.35 cents	\$ 1,820	\$ 2,933
High Schoo Maint. Bldg. ....	.06	.05	455	419
Elementary Teachers .....	.53	.40	4,020	3,352
Elementary Maint. Building .....	.12	.15	910	1,257
New Building .....		.20		1,676
Sub-District Extension .....	.14	.11	1,062	922
<b>Total Schools .....</b>	<b>\$ 1 09</b>	<b>\$ 1 26</b>	<b>\$ 8,267</b>	<b>\$ 10,559</b>
Municipal General .....	.50 cents	.40 cents	\$ 3,792	\$ 3,352
Municipal Bonds .....		.27		2,263
<b>Total Municipal .....</b>	<b>.50 cents</b>	<b>.67 cents</b>	<b>\$ 3,792</b>	<b>\$ 5,615</b>
<b>GRAND TOTAL .....</b>	<b>\$ 2.47</b>	<b>\$ 2.72</b>	<b>\$ 18,733</b>	<b>\$ 22,794</b>

Paden City Municipality complete includes above Table 11 and 12 of Tyler County.

WETZEL COUNTY—Table No. 13  
PINE GROVE MUNICIPALITY, GRANT DISTRICT

CLASS OF PROPERTY	1920	1921	1920	1921
	Assessed Value	Assessed Value	Taxes Levied	Taxes Levied
Real Estate.....	\$ 142,240	\$ 162,980	\$ 3,514	\$ 3,520
Personal Property.....	148,795	239,985	3,675	5,184
Public Utility Property.....	38,138	43,763	942	945
Total.....	\$ 329,173	\$ 446,728	\$ 8,131	\$ 9,649
PURPOSES	1920	1921	1920	1921
	Levy on each \$100	Levy on each \$100	Taxes Levied	Taxes Levied
State.....	.10 cents	.10 cents	\$ 329	\$ 447
State Virginia Debt.....	.10	.10	329	447
Total State.....	.20 cents	.20 cents	\$ 658	\$ 894
County, General.....	.18 cents	.19 cents	\$ 593	\$ 848
Main County Road.....	.25	.25	823	1,117
County Road and Bridge.....	.10		329	
District Road Bonds.....	.13	.12	428	536
Total County and District.....	.66 cents	.56 cents	\$ 2,173	\$ 2,501
High School Teachers.....	.21 cents	.25 cents	\$ 691	\$ 1,117
High School Maint. Bldg.....	.10		329	
Elementary Teachers.....	.40	.40	1,317	1,787
Elementary Maint. Building.....	.10	.13	329	581
New Building.....	.40	.32	1,317	1,429
Special Building.....	.15		494	
Total Schools.....	\$ 1.36	\$ 1.10	\$ 4,477	\$ 4,914
Municipal General.....	.25 cents	.30 cents	\$ 823	\$ 1,340
Total Municipal.....	.25 cents	.30 cents	\$ 823	\$ 1,340
GRAND TOTAL.....	\$ 2.47	\$ 2.16	\$ 8,131	\$ 9,649

WETZEL COUNTY—Table No. 14  
SMITHFIELD MUNICIPALITY, GRANT DISTRICT

CLASS OF PROPERTY	1920	1921	1920	1921
	Assessed Value	Assessed Value	Taxes Levied	Taxes Levied
Real Estate.....	\$ 89,465	\$ 89,480	\$ 2,881	\$ 2,425
Personal Property.....	191,315	217,485	6,160	5,893
Public Utility Property.....	92,301	86,460	2,972	2,343
Total.....	\$ 373,081	\$ 393,425	\$ 12,013	\$ 10,661
PURPOSES	1920	1921	1920	1921
	Levy on each \$100	Levy on each \$100	Taxes Levied	Taxes Levied
State.....	.10 cents	.10 cents	\$ 373	\$ 393
State Virginia Debt.....	.10	.10	373	393
Total State.....	.20 cents	.20 cents	\$ 746	\$ 786
County, General.....	.18 cents	.19 cents	\$ 671	\$ 748
Main County Road.....	.25	.25	933	983
County Road and Bridge.....	.10		373	
District Road Bonds.....	.13	.12	485	472
Total County and District.....	.66 cents	.56 cents	\$ 2,462	\$ 2,203
High School Teachers.....	.21 cents	.25 cents	\$ 783	\$ 984
High School Maint. Bldg.....	.10		373	
Elementary Teachers.....	.40	.40	1,492	1,574
Elementary Maint. Building.....	.10	.13	373	511
New Building.....	.40	.32	1,493	1,259
Special Building.....	.15		560	
Total Schools.....	\$ 1.36	\$ 1.10	\$ 5,074	\$ 4,328
Municipal General.....	\$ 1.00	.35 cents	\$ 3,731	\$ 1,377
Municipal Bonds.....		.50		1,967
Total Municipal.....	\$ 1.00	.85 cents	\$ 3,731	\$ 3,344
GRAND TOTAL.....	\$ 3.22	\$ 2.71	\$ 12,013	\$ 10,661

**RECAPITULATION OF WETZEL COUNTY  
ASSESSED VALUE**

Class of Property	1920			1921		
	Districts	Municipalities	Total	Districts	Municipalities	Total
Real Estate .....	\$ 10,740,470	\$ 2,494,195	\$ 13,234,665	\$ 10,925,410	\$ 2,609,675	\$ 13,535,085
Personal Property .....	4,863,575	2,225,020	7,088,595	5,626,850	2,618,665	8,245,515
Public Utility Property .....	13,989,364	1,019,356	15,008,720	13,930,797	1,043,860	14,974,657
<b>Total .....</b>	<b>\$ 29,593,409</b>	<b>\$ 5,738,571</b>	<b>\$ 35,331,980</b>	<b>\$ 30,483,057</b>	<b>\$ 6,272,200</b>	<b>\$ 36,755,257</b>

**TAXES LEVIED**

Purposes	1920			1921		
	Districts	Municipalities	Total	Districts	Municipalities	Total
State .....	\$ 29,591	\$ 5,736	\$ 35,327	\$ 30,483	\$ 6,272	\$ 36,755
State Virginia Debt .....	29,596	5,740	35,336	30,483	6,272	36,755
<b>Total State .....</b>	<b>\$ 59,187</b>	<b>\$ 11,476</b>	<b>\$ 70,663</b>	<b>\$ 60,966</b>	<b>\$ 12,544</b>	<b>\$ 73,510</b>
County, General .....	\$ 53,269	\$ 10,329	\$ 63,598	\$ 57,919	\$ 11,916	\$ 69,835
Main County Road .....	73,985	14,347	88,332	76,208	15,680	91,888
County Road and Bridge .....	29,593	5,738	35,331	.....	.....	.....
District Road .....	58,785	.....	58,785	45,723	.....	45,723
District Road Bonds .....	42,017	11,142	53,159	40,328	11,958	52,286
<b>Total County and District .....</b>	<b>\$ 257,649</b>	<b>\$ 41,556</b>	<b>\$ 299,205</b>	<b>\$ 220,178</b>	<b>\$ 39,554</b>	<b>\$ 259,732</b>
High School Teachers .....	\$ 38,476	\$ 12,273	\$ 50,749	\$ 54,672	\$ 18,366	\$ 73,038
High School Maint. Bldg. .....	18,980	3,441	22,421	5,310	2,422	7,732
Elementary Teachers .....	122,126	27,554	149,680	121,444	24,697	146,141
Elementary Maint. Bldg. .....	29,987	6,496	36,483	34,644	8,306	42,950
New Building .....	78,131	6,502	84,633	73,910	15,120	89,030
Sub-District Extension .....	.....	5,001	5,001	.....	4,042	4,042
School Bonds .....	3,411	217	3,628	3,900	345	4,245
Special New Buildings .....	15,801	1,054	16,855	.....	.....	.....
<b>Total Schools .....</b>	<b>\$ 306,912</b>	<b>\$ 62,538</b>	<b>\$ 369,450</b>	<b>\$ 293,880</b>	<b>\$ 73,298</b>	<b>\$ 367,178</b>
Municipal General .....	.....	\$ 25,033	\$ 25,033	.....	\$ 25,427	\$ 25,427
Municipal Bonds .....	.....	3,836	3,836	.....	7,821	7,821
<b>Total Municipal .....</b>	.....	<b>\$ 28,869</b>	<b>\$ 28,869</b>	.....	<b>\$ 33,248</b>	<b>\$ 33,248</b>
<b>GRAND TOTAL .....</b>	<b>\$ 623,748</b>	<b>\$ 144,439</b>	<b>\$ 768,187</b>	<b>\$ 575,024</b>	<b>\$ 158,644</b>	<b>\$ 733,668</b>
<b>Total Average Rate of Levy on each \$100.</b>	<b>\$ 2.108</b>	<b>\$ 2.517</b>	<b>\$ 2.174</b>	<b>\$ 1.886</b>	<b>\$ 2.529</b>	<b>\$ 1.996</b>
<b>For All Purposes</b>	.....	.....	.....	.....	.....	.....
On Real Estate .....	\$ 221,572	\$ 62,192	\$ 283,764	\$ 203,159	\$ 66,321	\$ 269,480
On Personal Property .....	102,272	56,320	158,592	105,861	66,110	171,971
On Public Utility Property .....	299,904	25,927	325,831	266,004	26,213	292,217
<b>Total .....</b>	<b>\$ 623,748</b>	<b>\$ 144,439</b>	<b>\$ 768,187</b>	<b>\$ 575,024</b>	<b>\$ 158,644</b>	<b>\$ 733,668</b>

## WIRT COUNTY—Table No. 1

## BURNING SPRINGS DISTRICT—(Outside of Burning Springs Independent District)

CLASS OF PROPERTY	1920 Assessed Value	1921 Assessed Value	1920 Taxes Levied	1921 Taxes Levied
Real Estate.....	\$ 631,085	\$ 575,485	\$ 8,709	\$ 9,323
Personal Property.....	1,082,260	743,060	14,935	12,037
Public Utility Property.....	155,310	166,727	2,143	2,701
Total.....	\$ 1,868,655	\$ 1,485,272	\$ 25,787	\$ 24,061
PURPOSES	1920 Levy on each \$100	1921 Levy on each \$100	1920 Taxes Levied	1921 Taxes Levied
State.....	.10 cents	.10 cents	\$ 1,869	\$ 1,495
State Virginia Debt.....	.10	.10	1,868	1,485
Total State.....	.10 cents	.20 cents	\$ 3,737	\$ 2,970
County, General.....	.30 cents	.30 cents	\$ 5,606	\$ 4,456
Main County Road.....	.25	.25	4,672	3,713
District Road.....	.05	.15	934	2,228
Court House and Jail.....	.05	.10	934	1,485
Total County and District.....	.65 cents	.80 cents	\$ 12,146	\$ 11,882
High School Teachers.....		.03 cents		\$ 446
Elementary Teachers.....	.35 cents	.40	\$ 6,540	5,941
Elementary Maint. Building.....	.10	.06	1,869	891
New Building.....	.08	.13	1,495	1,931
Total Schools.....	.53 cents	.62 cents	\$ 9,904	\$ 9,209
GRAND TOTAL.....	\$ 1.38	\$ 1.62	\$ 25,787	\$ 24,061

Burning Springs District complete includes Tables 1 and 8.

## WIRT COUNTY—Table No. 2

## CLAY DISTRICT

CLASS OF PROPERTY	1920 Assessed Value	1921 Assessed Value	1920 Taxes Levied	1921 Taxes Levied
Real Estate.....	\$ 322,655	\$ 311,970	\$ 6,034	\$ 5,428
Personal Property.....	181,875	151,075	3,401	2,629
Public Utility Property.....	40,985	40,018	766	696
Total.....	\$ 545,515	\$ 503,063	\$ 10,201	\$ 8,753
PURPOSES	1920 Levy on each \$100	1921 Levy on each \$100	1920 Taxes Levied	1921 Taxes Levied
State.....	.10 cents	.10 cents	\$ 545	\$ 503
State Virginia Debt.....	.10	.10	546	503
Total State.....	.20 cents	.20 cents	\$ 1,091	\$ 1,006
County, General.....	.30 cents	.30 cents	\$ 1,637	\$ 1,509
Main County Road.....	.25	.25	1,364	1,258
District Road.....	.15	.15	818	755
Court House and Jail.....	.05	.10	272	503
Total County and District.....	.75 cents	.10 cents	\$ 4,091	\$ 4,025
High School Teachers.....	.02 cents	.07 cents	\$ 109	\$ 352
Elementary Teachers.....	.40	.40	2,182	2,012
Elementary Maint. Building.....	.10	.13	546	654
New Building.....	.40	.14	2,182	704
Total Schools.....	.92 cents	.74 cents	\$ 5,019	\$ 3,722
GRAND TOTAL.....	\$ 1.87	\$ 1.74	\$ 10,201	\$ 8,753

## WIRT COUNTY Table No. 3

## ELIZABETH DISTRICT—(Outside of Elizabeth Ind. District)

CLASS OF PROPERTY	1920	1921	1920	1921
	Assessed Value	Assessed Value	Taxes Levied	Taxes Levied
Real Estate.....	\$ 440,965	\$ 443,855	\$ 7,673	\$ 10,342
Personal Property.....	183,785	170,610	3,198	3,975
Public Utility Property.....	186,394	130,219	3,243	3,034
<b>Total.....</b>	<b>\$ 811,144</b>	<b>\$ 744,684</b>	<b>\$ 14,114</b>	<b>\$ 17,351</b>
PURPOSES	1920	1921	1920	1921
	Levy on each \$100	Levy on each \$100	Taxes Levied	Taxes Levied
State.....	10 cents	.10 cents	\$ 811	\$ 745
State Virginia Debt.....	10	.10	811	745
<b>Total State.....</b>	<b>20 cents</b>	<b>.20 cents</b>	<b>\$ 1,622</b>	<b>\$ 1,490</b>
County, General.....	30 cents	.30 cents	\$ 2,433	\$ 2,234
Main County Road.....	25	.25	2,028	1,862
District Road.....	15	.15	1,217	1,117
Court House and Jail.....	.05	.10	406	744
District Railroad Bonds.....	.05	.05	405	372
<b>Total County and District.....</b>	<b>80 cents</b>	<b>.85 cents</b>	<b>\$ 6,489</b>	<b>\$ 6,329</b>
High School Teachers.....	15 cents	.35 cents	\$ 1,217	\$ 2,606
High School Maint. Bldg.....	.09	.35	730	2,606
Elementary Teachers.....	.40	.40	3,245	2,979
Elementary Maint. Bldg.....	10	.12	811	894
New Building.....		.06		447
<b>Total Schools.....</b>	<b>74 cents</b>	<b>\$ 1.28</b>	<b>\$ 6,003</b>	<b>\$ 9,532</b>
<b>GRAND TOTAL.....</b>	<b>\$ 1.74</b>	<b>\$ 2.33</b>	<b>\$ 14,114</b>	<b>\$ 17,351</b>

Elizabeth District complete includes Tables 3, 9 and 10.

## WIRT COUNTY Table No. 4

## NEWARK DISTRICT

CLASS OF PROPERTY	1920	1921	1920	1921
	Assessed Value	Assessed Value	Taxes Levied	Taxes Levied
Real Estate.....	\$ 208,470	\$ 214,745	\$ 2,919	\$ 4,016
Personal Property.....	77,075	81,010	1,079	1,515
Public Utility Property.....	39,020	40,413	546	755
<b>Total.....</b>	<b>\$ 324,565</b>	<b>\$ 336,168</b>	<b>\$ 4,544</b>	<b>\$ 6,286</b>
PURPOSES	1920	1921	1920	1921
	Levy on each \$100	Levy on each \$100	Taxes Levied	Taxes Levied
State.....	10 cents	.10 cents	\$ 324	\$ 336
State Virginia Debt.....	10	.10	325	336
<b>Total State.....</b>	<b>20 cents</b>	<b>.20 cents</b>	<b>\$ 649</b>	<b>\$ 672</b>
County, General.....	30 cents	.30 cents	\$ 974	\$ 1,009
Main County Road.....	25	.25	811	840
District Road.....	10	.15	325	504
Court House and Jail.....	.05	.10	162	336
<b>Total County and District.....</b>	<b>70 cents</b>	<b>.80 cents</b>	<b>\$ 2,272</b>	<b>\$ 2,689</b>
High School Teachers.....		.12 cents		\$ 404
Elementary Teachers.....	40 cents	.40	\$ 1,298	1,345
Elementary Maint. Building.....	10	.15	325	504
New Building.....		.20		672
<b>Total Schools.....</b>	<b>50 cents</b>	<b>.87 cents</b>	<b>\$ 1,623</b>	<b>\$ 2,925</b>
<b>GRAND TOTAL.....</b>	<b>\$ 1.40</b>	<b>\$ 1.87</b>	<b>\$ 4,544</b>	<b>\$ 6,286</b>



WIRT COUNTY—Table No. 5

REEDY DISTRICT

CLASS OF PROPERTY	1920 Assessed Value	1921 Assessed Value	1920 Taxes Levied	1921 Taxes Levied
Real Estate .....	\$ 493,065	\$ 530,140	\$ 7,297	\$ 9,119
Personal Property .....	231,060	252,605	3,419	4,345
Public Utility Property .....	4,098	9,774	61	168
Total .....	\$ 728,223	\$ 792,519	\$ 10,777	\$ 13,632
PURPOSES	1920 Levy on each \$100	1921 Levy on each \$100	1920 Taxes Levied	1921 Taxes Levied
State .....	.10 cents	.10 cents	\$ 728	\$ 793
State Virginia Debt .....	.10	.10	728	793
Total State .....	.20 cents	20 cents	\$ 1,456	\$ 1,586
County, General .....	.30 cents	.30 cents	\$ 2,185	\$ 2,378
Main County Road .....	.25	.25	1,821	1,981
District Road .....	.15	.15	1,092	1,189
Court House and Jail .....	.05	.10	364	792
Total County and District .....	.75 cents	.80 cents	\$ 5,462	\$ 6,340
High School Teachers .....	.03 cents	.05 cents	\$ 218	\$ 396
Elementary Teachers .....	.40	.40	2,913	3,170
Elementary Maint. Building .....	.10	.15	728	1,189
New Building .....		.12		951
Total Schools .....	.53 cents	.72 cents	\$ 3,859	\$ 5,706
GRAND TOTAL .....	\$ 1.48	\$ 1.72	\$ 10,777	\$ 13,632

WIRT COUNTY—Table No. 6

SPRING CREEK DISTRICT

CLASS OF PROPERTY	1920 Assessed Value	1921 Assessed Value	1920 Taxes Levied	1921 Taxes Levied
Real Estate .....	\$ 421,625	\$ 416,205	\$ 6,113	\$ 7,325
Personal Property .....	215,500	251,840	3,125	4,432
Public Utility Property .....	136,202	108,839	1,975	1,916
Total .....	\$ 773,327	\$ 776,884	\$ 11,213	\$ 13,673
PURPOSES	1920 Levy on each \$100	1921 Levy on each \$100	1920 Taxes Levied	1921 Taxes Levied
State .....	.10 cents	.10 cents	\$ 773	\$ 777
State Virginia Debt .....	.10	.10	774	777
Total State .....	.20 cents	20 cents	\$ 1,547	\$ 1,554
County, General .....	.30 cents	.30 cents	\$ 2,320	\$ 2,331
Main County Road .....	.25	.25	1,933	1,942
District Road .....	.15	.15	1,160	1,165
Court House and Jail .....	.05	.10	387	777
Total County and District .....	.75 cents	.80 cents	\$ 5,800	\$ 6,215
High School Teachers .....		.06 cents		\$ 466
Elementary Teachers .....	.40 cents	.40	\$ 3,093	\$ 3,108
Elementary Maint. Building .....	.10	.15	773	1,165
New Building .....		.15		1,165
Total Schools .....	.50 cents	.76 cents	\$ 3,866	\$ 5,904
GRAND TOTAL .....	\$ 1.45	\$ 1.76	\$ 11,213	\$ 13,673

**WIRT COUNTY—Table No. 7**  
**TUCKER DISTRICT**

CLASS OF PROPERTY	1920	1921	1920	1921
	Assessed Value	Assessed Value	Taxes Levied	Taxes Levied
Real Estate.....	\$ 428,695	\$ 432,100	\$ 6,216	\$ 7,347
Personal Property.....	176,720	180,090	2,562	3,061
Public Utility Property.....	7,701	9,768	112	166
<b>Total.....</b>	<b>\$ 613,116</b>	<b>\$ 622,048</b>	<b>\$ 8,890</b>	<b>\$ 10,574</b>
PURPOSES	1920	1921	1920	1921
	Levy on each \$100	Levy on each \$100	Taxes Levied	Taxes Levied
State.....	.10 cents	.10 cents	\$ 613	\$ 622
State Virginia Debt.....	10	10	613	622
<b>Total State.....</b>	<b>.20 cents</b>	<b>.20 cents</b>	<b>\$ 1,226</b>	<b>\$ 1,244</b>
County, General.....	.30 cents	.30 cents	\$ 1,839	\$ 1,866
Main County Road.....	.25	.25	1,533	1,555
District Road.....	.15	.15	920	933
Court House and Jail.....	.05	.10	306	622
<b>Total County and District.....</b>	<b>.75 cents</b>	<b>.80 cents</b>	<b>\$ 4,598</b>	<b>\$ 4,976</b>
High School Teachers.....		.05 cents		\$ 311
Elementary Teachers.....	.40 cents	.40	\$ 2,453	2,488
Elementary Maint. Building.....	10	.15	613	933
New Building.....		.10		622
<b>Total Schools.....</b>	<b>.50 cents</b>	<b>.70 cents</b>	<b>\$ 3,066</b>	<b>\$ 4,354</b>
<b>GRAND TOTAL.....</b>	<b>\$ 1.45</b>	<b>\$ 1.70</b>	<b>\$ 8,890</b>	<b>\$ 10,574</b>

**WIRT COUNTY—Table No. 8**

**BURNING SPRINGS IND. DISTRICT, BURNING SPRINGS DISTRICT**

CLASS OF PROPERTY	1920	1921	1920	1921
	Assessed Value	Assessed Value	Taxes Levied	Taxes Levied
Real Estate.....	\$ 207,755	\$ 198,675	\$ 2,950	\$ 3,328
Personal Property.....	221,230	127,830	3,142	2,141
Public Utility Property.....	55,505	58,531	788	980
<b>Total.....</b>	<b>\$ 484,490</b>	<b>\$ 385,036</b>	<b>\$ 6,880</b>	<b>\$ 6,449</b>
PURPOSES	1920	1921	1920	1921
	Levy on each \$100	Levy on each \$100	Taxes Levied	Taxes Levied
State.....	.10 cents	.10 cents	\$ 484	\$ 385
State Virginia Debt.....	10	10	485	385
<b>Total State.....</b>	<b>.20 cents</b>	<b>.20 cents</b>	<b>\$ 969</b>	<b>\$ 770</b>
County, General.....	.30 cents	.30 cents	\$ 1,453	\$ 1,155
Main County Road.....	.25	.25	1,211	962
District Road.....	.05	.15	242	578
Court House and Jail.....	.05	.10	243	385
<b>Total County and District.....</b>	<b>.65 cents</b>	<b>.80 cents</b>	<b>\$ 3,149</b>	<b>\$ 3,080</b>
High School Teachers.....	.06 cents	.05 cents	\$ 291	\$ 193
Elementary Teachers.....	.43	.40	2,083	1,540
Elementary Maint. Building.....	.08	.15	388	577
New Building.....		.7½		289
<b>Total Schools.....</b>	<b>.57 cents</b>	<b>.67½</b>	<b>\$ 2,762</b>	<b>\$ 2,599</b>
<b>GRAND TOTAL.....</b>	<b>\$ 1.42</b>	<b>\$ 1.67½</b>	<b>\$ 6,880</b>	<b>\$ 6,449</b>

**WIRT COUNTY—Table No. 9**  
**ELIZABETH IND. DISTRICT, ELIZABETH DISTRICT—(Outside of Elizabeth Municipality)**

CLASS OF PROPERTY	1920 Assessed Value	1921 Assessed Value	1920 Taxes Levied	1921 Taxes Levied
Real Estate.....	\$ 72,865	\$ 61,340	\$ 1,377	\$ 1,405
Personal Property.....	37,510	28,535	709	653
Public Utility Property.....	10,463	.....	198	.....
<b>Total.....</b>	<b>\$ 120,838</b>	<b>\$ 89,875</b>	<b>\$ 2,284</b>	<b>\$ 2,058</b>
PURPOSES	1920 Levy on each \$100	1921 Levy on each \$100	1920 Taxes Levied	1921 Taxes Levied
State.....	.10 cents	.10 cents	\$ 121	\$ 90
State Virginia Debt.....	.10	.10	121	90
<b>Total State.....</b>	<b>.20 cents</b>	<b>.20 cents</b>	<b>\$ 242</b>	<b>\$ 180</b>
County, General.....	.30 cents	.30 cents	\$ 363	\$ 269
Main County Road.....	.25	.25	302	225
District Road.....	.15	.15	181	135
Court House and Jail.....	.05	.10	60	90
District Railroad Bonds.....	.05	.05	61	45
<b>Total County and District.....</b>	<b>.80 cents</b>	<b>.85 cents</b>	<b>\$ 967</b>	<b>\$ 764</b>
High School Teachers.....	.15 cents	.35 cents	\$ 181	\$ 314
High School Maint. Bldg.....	.09	.35	109	315
Elementary Teachers.....	.45	.40	544	359
Elementary Maint. Building.....	.20	.07	241	63
New Building.....	.....	.07	.....	63
<b>Total Schools.....</b>	<b>.89 cents</b>	<b>\$ 1.24</b>	<b>\$ 1,075</b>	<b>\$ 1,114</b>
<b>GRAND TOTAL.....</b>	<b>\$ 1.89</b>	<b>\$ 2.29</b>	<b>\$ 2,284</b>	<b>\$ 2,058</b>

Elizabeth Ind. District complete includes Tables 9 and 10.

**WIRT COUNTY—Table No. 10**  
**ELIZABETH MUNICIPALITY, ELIZABETH IND. DISTRICT, ELIZABETH DISTRICT**

CLASS OF PROPERTY	1920 Assessed Value	1921 Assessed Value	1920 Taxes Levied	1921 Taxes Levied
Real Estate.....	\$ 290,075	\$ 306,675	\$ 5,772	\$ 7,330
Personal Property.....	211,365	222,475	4,206	5,317
Public Utility Property.....	19,795	32,566	394	778
<b>Total.....</b>	<b>\$ 521,235</b>	<b>\$ 561,716</b>	<b>\$ 10,372</b>	<b>\$ 13,425</b>
PURPOSES	1920 Levy on each \$100	1921 Levy on each \$100	1920 Taxes Levied	1921 Taxes Levied
State.....	.10 cents	.10 cents	\$ 521	\$ 562
State Virginia Debt.....	.10	.10	521	562
<b>Total State.....</b>	<b>.20 cents</b>	<b>.20 cents</b>	<b>\$ 1,042</b>	<b>\$ 1,124</b>
County, General.....	.30 cents	.30 cents	\$ 1,564	\$ 1,685
Main County Road.....	.25	.25	1,303	1,404
Court House and Jail.....	.05	.10	261	562
District Railroad Bonds.....	.05	.05	260	281
<b>Total County and District.....</b>	<b>.65 cents</b>	<b>.70 cents</b>	<b>\$ 3,388</b>	<b>\$ 3,932</b>
High School Teachers.....	.15 cents	.35 cents	\$ 782	\$ 1,966
High School Maint. Bldg.....	.09	.35	469	1,966
Elementary Teachers.....	.45	.40	2,346	2,247
Elementary Maint. Bldg.....	.20	.07	1,042	393
New Building.....	.....	.07	.....	393
<b>Total Schools.....</b>	<b>.89 cents</b>	<b>\$ 1.24</b>	<b>\$ 4,639</b>	<b>\$ 6,965</b>
Municipal General.....	.25 cents	.25 cents	\$ 1,303	\$ 1,404
<b>Total Municipal.....</b>	<b>.25 cents</b>	<b>.25 cents</b>	<b>\$ 1,303</b>	<b>\$ 1,404</b>
<b>GRAND TOTAL.....</b>	<b>\$ 1.99</b>	<b>\$ 2.39</b>	<b>\$ 10,372</b>	<b>\$ 13,425</b>

Elizabeth Ind. District complete includes Tables 9 and 10.

**RECAPITULATION OF WIRT COUNTY  
ASSESSED VALUE**

Class of Property	1920			1921		
	Districts	Municipalities	Total	Districts	Municipalities	Total
Real Estate .....	\$ 3,227,180	\$ 290,075	\$ 3,517,255	\$ 3,184,605	\$ 306,675	\$ 3,491,280
Personal Property .....	2,407,015	211,365	2,618,380	1,986,655	222,475	2,209,130
Public Utility Property.....	635,678	19,795	655,473	564,289	32,566	596,855
<b>Total .....</b>	<b>\$ 6,269,873</b>	<b>\$ 521,235</b>	<b>\$ 6,791,108</b>	<b>\$ 5,735,549</b>	<b>\$ 561,716</b>	<b>\$ 6,297,265</b>

**TAXES LEVIED**

Purposes	1920			1921		
	Districts	Municipalities	Total	Districts	Municipalities	Total
State .....	\$ 6,268	\$ 521	\$ 6,789	\$ 5,736	\$ 562	\$ 6,298
State Virginia Debt .....	6,271	521	6,792	5,736	562	6,298
<b>Total State .....</b>	<b>\$ 12,539</b>	<b>\$ 1,042</b>	<b>\$ 13,581</b>	<b>\$ 11,472</b>	<b>\$ 1,124</b>	<b>\$ 12,596</b>
County, General .....	\$ 18,810	\$ 1,564	\$ 20,374	\$ 17,207	\$ 1,688	\$ 18,895
Main County Road .....	15,675	1,303	16,978	14,338	1,404	15,742
District Road .....	6,889		6,889	8,604		8,604
Court House and Jail .....	3,134	261	3,395	5,734	562	6,296
District Railroad Bonds ..	466	260	726	417	281	698
<b>Total County and District .....</b>	<b>\$ 44,974</b>	<b>\$ 3,388</b>	<b>\$ 48,362</b>	<b>\$ 46,300</b>	<b>\$ 3,932</b>	<b>\$ 50,232</b>
High School Teachers .....	\$ 2,016	\$ 782	\$ 2,798	\$ 5,488	\$ 1,966	\$ 7,454
High School Maint. Bldg. ....	839	469	1,308	2,921	1,966	4,887
Elementary Teachers .....	24,351	2,346	26,697	22,942	2,247	25,189
Elementary Maint. Bldg. ....	6,294	1,042	7,336	6,870	393	7,263
New Building .....	3,677		3,677	6,844	393	7,237
<b>Total Schools .....</b>	<b>\$ 37,177</b>	<b>\$ 4,639</b>	<b>\$ 41,816</b>	<b>\$ 45,065</b>	<b>\$ 6,965</b>	<b>\$ 52,030</b>
Municipal General .....		\$ 1,303	\$ 1,303		\$ 1,404	\$ 1,404
<b>Total Municipal .....</b>		<b>\$ 1,303</b>	<b>\$ 1,303</b>		<b>\$ 1,404</b>	<b>\$ 1,404</b>
<b>GRAND TOTAL .....</b>	<b>\$ 94,690</b>	<b>\$ 10,372</b>	<b>\$ 105,062</b>	<b>\$ 102,837</b>	<b>\$ 13,425</b>	<b>\$ 116,262</b>
Total Average Rate of Levy on each \$100.	\$ 1.51	\$ 1.919	\$ 1.547	\$ 1.793	\$ 2.39	\$ 1.846
For All Purposes .....						
On Real Estate .....	\$ 49,288	\$ 5,772	\$ 55,060	\$ 57,633	\$ 7,330	\$ 64,963
On Personal Property .....	35,570	4,206	39,776	34,788	5,317	40,105
On Public Utility Property ..	9,832	394	10,226	10,416	778	11,194
<b>Total .....</b>	<b>\$ 94,690</b>	<b>\$ 10,372</b>	<b>\$ 105,062</b>	<b>\$ 102,837</b>	<b>\$ 13,425</b>	<b>\$ 116,262</b>

WOOD COUNTY—Table No. 1  
CLAY DISTRICT

CLASS OF PROPERTY	1920 Assessed Value	1921 Assessed Value	1920 Taxes Levied	1921 Taxes Levied
Real Estate.....	\$ 442,240	\$ 480,390	\$ 8,248	\$ 7,998
Personal Property.....	245,680	335,550	4,582	5,587
Public Utility Property.....	941,106	940,329	17,551	15,656
<b>Total.....</b>	<b>\$ 1,629,026</b>	<b>\$ 1,756,269</b>	<b>\$ 30,381</b>	<b>\$ 29,241</b>
PURPOSES	1920 Levy on each \$100	1921 Levy on each \$100	1920 Taxes Levied	1921 Taxes Levied
State.....	.10 cents	.10 cents	\$ 1,629	\$ 1,756
State Virginia Debt.....	.10	.10	1,629	1,756
<b>Total State.....</b>	<b>.20 cents</b>	<b>.20 cents</b>	<b>\$ 3,258</b>	<b>\$ 3,512</b>
County, General.....	.07½ cts	.15 cents	\$ 1,222	\$ 2,634
Main County Road.....	.20	.10	3,258	1,756
County Road and Bridge.....	.05		815	
District Road.....	.25	.15	4,072	2,635
District Road Bonds.....	.42	.40	6,842	7,025
<b>Total County and District.....</b>	<b>.99½ cts</b>	<b>80 cents</b>	<b>\$ 16,209</b>	<b>\$ 14,050</b>
High School Teachers.....	.02 cents	.04 cents	\$ 326	\$ 703
Elementary Teachers.....	.40	.40	6,516	7,025
Elementary Maint. Building.....		.10		1,756
New Building.....	.25	.12½	4,072	2,195
<b>Total Schools.....</b>	<b>.67 cents</b>	<b>66½ cts</b>	<b>\$ 10,914</b>	<b>\$ 11,679</b>
<b>GRAND TOTAL.....</b>	<b>\$ 1.86½ cts</b>	<b>\$ 1.66½ cts</b>	<b>\$ 30,381</b>	<b>\$ 29,241</b>

WOOD COUNTY—Table No. 2  
HARRIS DISTRICT

CLASS OF PROPERTY	1920 Assessed Value	1921 Assessed Value	1920 Taxes Levied	1921 Taxes Levied
Real Estate.....	\$ 716,290	\$ 721,260	\$ 11,210	\$ 9,953
Personal Property.....	336,460	316,820	5,266	4,372
Public Utility Property.....	557,854	554,522	8,730	7,653
<b>Total.....</b>	<b>\$ 1,610,604</b>	<b>\$ 1,592,602</b>	<b>\$ 25,206</b>	<b>\$ 21,978</b>
PURPOSES	1920 Levy on each \$100	1921 Levy on each \$100	1920 Taxes Levied	1921 Taxes Levied
State.....	.10 cents	.10 cents	\$ 1,611	\$ 1,593
State Virginia Debt.....	.10	.10	1,610	1,593
<b>Total State.....</b>	<b>.20 cents</b>	<b>20 cents</b>	<b>\$ 3,221</b>	<b>\$ 3,186</b>
County, General.....	.07½ cts	.15 cents	\$ 1,208	\$ 2,389
Main County Road.....	.20	.10	3,221	1,592
County Road and Bridge.....	.05		805	
District Road.....	.30	.15	4,832	2,389
<b>Total County and District.....</b>	<b>.62½ cts</b>	<b>40 cents</b>	<b>\$ 10,066</b>	<b>\$ 6,370</b>
High School Teachers.....	.02 cents	.03 cents	\$ 322	\$ 478
Elementary Teachers.....	.42	.40	6,765	6,370
Elementary Maint. Building.....	.10	.15	1,611	2,389
New Building.....	.20	.20	3,221	3,185
<b>Total Schools.....</b>	<b>.74 cents</b>	<b>.78 cents</b>	<b>\$ 11,919</b>	<b>\$ 12,422</b>
<b>GRAND TOTAL.....</b>	<b>\$ 1.56½ cts</b>	<b>\$ 1.38</b>	<b>\$ 25,206</b>	<b>\$ 21,978</b>

**WOOD COUNTY—Table No. 3**  
**LUBECK DISTRICT**

CLASS OF PROPERTY	1920 Assessed Value	1921 Assessed Value	1920 Taxes Levied	1921 Taxes Levied
Real Estate.....	\$ 1,160,980	\$ 1,304,620	\$ 18,750	\$ 22,309
Personal Property.....	261,890	442,560	4,230	7,568
Public Utility Property.....	552,884	557,587	8,929	9,535
<b>Total.....</b>	<b>\$ 1,975,754</b>	<b>\$ 2,304,767</b>	<b>\$ 31,909</b>	<b>\$ 39,412</b>
PURPOSES	1920 Levy on each \$100	1921 Levy on each \$100	1920 Taxes Levied	1921 Taxes Levied
State.....	.10 cents	.10 cents	\$ 1,976	\$ 2,305
State Virginia Debt.....	.10	.10	1,976	2,305
<b>Total State.....</b>	<b>.20 cents</b>	<b>.20 cents</b>	<b>\$ 3,952</b>	<b>\$ 4,610</b>
County, General.....	.07½ cts	.15 cents	\$ 1,482	\$ 3,457
Main County Road.....	.20	.10	3,951	2,305
County Road and Bridge.....	.05		988	
District Road.....	.10	.10	1,976	2,305
District Road Bonds.....	.39	.36	7,705	8,297
<b>Total County and District.....</b>	<b>.81½ cts</b>	<b>.71 cents</b>	<b>\$ 16,102</b>	<b>\$ 16,364</b>
High School Teachers.....	.05 cents	.05 cents	\$ 988	\$ 1,152
Elementary Teachers.....	.45	.40	8,891	9,219
Elementary Maint. Building.....	.10	.15	1,976	3,457
New Building.....		.20		4,610
<b>Total Schools.....</b>	<b>.60 cents</b>	<b>.80 cents</b>	<b>\$ 11,855</b>	<b>\$ 18,438</b>
<b>GRAND TOTAL.....</b>	<b>\$ 1 61½ cts</b>	<b>\$ 1.71</b>	<b>\$ 31,909</b>	<b>\$ 39,412</b>

**WOOD COUNTY—Table No. 4**  
**PARKERSBURG DISTRICT—(Outside of Parkersburg Municipality)**

CLASS OF PROPERTY	1920 Assessed Value	1921 Assessed Value	1920 Taxes Levied	1921 Taxes Levied
Real Estate.....	\$ 2,537,310	\$ 2,621,170	\$ 43,261	\$ 43,511
Personal Property.....	756,880	1,067,160	12,905	17,715
Public Utility Property.....	754,193	816,492	12,859	13,554
<b>Total.....</b>	<b>\$ 4,048,383</b>	<b>\$ 4,504,822</b>	<b>\$ 69,025</b>	<b>\$ 74,780</b>
PURPOSES	1920 Levy on each \$100	1921 Levy on each \$100	1920 Taxes Levied	1921 Taxes Levied
State.....	.10 cents	.10 cents	\$ 4,048	\$ 4,505
State Virginia Debt.....	.10	.10	4,049	4,505
<b>Total State.....</b>	<b>.20 cents</b>	<b>.20 cents</b>	<b>\$ 8,097</b>	<b>\$ 9,010</b>
County, General.....	.07½ cts	.15 cents	\$ 3,036	\$ 6,757
Main County Road.....	.20	.10	8,097	4,505
County Road and Bridge.....	.05		2,024	
District Road.....		.05		2,252
District Road Bonds.....	.04	.04	1,619	1,802
District Bridge Bonds.....	.04	.04	1,620	1,802
<b>Total County and District.....</b>	<b>.40½ cts</b>	<b>.38 cents</b>	<b>\$ 16,396</b>	<b>\$ 17,118</b>
High School Teachers.....	.17½ cts	.18 cents	\$ 7,085	\$ 8,109
High School Maint. Bldg.....	.09	.09	3,644	4,054
Elementary Teachers.....	.49½	.50	20,039	22,524
Elementary Maint. Building.....	.24	.21	9,716	9,460
School Bonds.....	.08½	.08½	3,441	3,829
Public Library.....	.01½	.01½	607	676
<b>Total Schools.....</b>	<b>\$ 1.10</b>	<b>\$ 1.08</b>	<b>\$ 44,532</b>	<b>\$ 48,652</b>
<b>GRAND TOTAL.....</b>	<b>\$ 1.70½</b>	<b>\$ 1.66</b>	<b>\$ 69,025</b>	<b>\$ 74,780</b>

Parkersburg District complete includes Tables 4 and 11.

WOOD COUNTY—Table No. 5  
SLATE DISTRICT

CLASS OF PROPERTY	1920 Assessed Value	1921 Assessed Value	1920 Taxes Levied	1921 Taxes Levied
Real Estate .....	\$ 349,350	\$ 351,950	\$ 5,083	\$ 4,399
Personal Property .....	186,380	189,350	2,712	2,367
Public Utility Property .....	66,455	58,996	967	737
Total .....	\$ 602,185	\$ 600,296	\$ 8,762	\$ 7,503
PURPOSES	1920 Levy on each \$100	1921 Levy on each \$100	1920 Taxes Levied	1921 Taxes Levied
State .....	.10 cents	.10 cents	\$ 602	\$ 600
State Virginia Debt .....	.10	.10	602	600
Total State .....	.20 cents	.20 cents	\$ 1,204	\$ 1,200
County, General .....	.07½ cts	.15 cents	\$ 452	\$ 900
Main County Road .....	.20	.10	1,204	600
County Road and Bridge .....	.05		301	
District Road .....	.30	.15	1,807	901
Total County and District .....	.62½ cts	.40 cents	\$ 3,764	\$ 2,401
High School Teachers .....	.05 cents	.05 cents	\$ 301	\$ 300
Elementary Teachers .....	.40	.40	2,400	2,401
Elementary Maint. Building .....	.10	.15	602	901
New Building .....	.08	.05	482	300
Total Schools .....	.63 cents	.65 cents	\$ 3,794	\$ 3,902
GRAND TOTAL .....	\$ 1.45½	\$ 1.25	\$ 8,762	\$ 7,503

WOOD COUNTY—Table No. 6  
STEELE DISTRICT

CLASS OF PROPERTY	1920 Assessed Value	1921 Assessed Value	1920 Taxes Levied	1921 Taxes Levied
Real Estate .....	\$ 595,430	\$ 604,640	\$ 8,961	\$ 8,344
Personal Property .....	311,710	261,820	4,691	3,613
Public Utility Property .....	7,122	8,677	107	120
Total .....	\$ 914,262	\$ 875,137	\$ 13,759	\$ 12,077
PURPOSES	1920 Levy on each \$100	1921 Levy on each \$100	1920 Taxes Levied	1921 Taxes Levied
State .....	.10 cents	.10 cents	\$ 914	\$ 875
State Virginia Debt .....	.10	.10	914	875
Total State .....	.20 cents	.20 cents	\$ 1,828	\$ 1,750
County, General .....	.07½ cts	.15 cents	\$ 686	\$ 1,313
Main County Road .....	.20	.10	1,828	875
County Road and Bridge .....	.05		457	
District Road .....	.30	.15	2,743	1,313
Total County and District .....	.62½ cts	.40 cents	\$ 5,714	\$ 3,501
High School Teachers .....		.03 cents		\$ 263
Elementary Teachers .....	.40 cents	.40	\$ 3,657	3,500
Elementary Maint. Building .....	.10	.15	914	1,313
New Building .....	.18	.20	1,646	1,750
Total Schools .....	.68 cents	.78 cents	\$ 6,217	\$ 6,826
GRAND TOTAL .....	\$ 1.50½	\$ 1.38	\$ 13,759	\$ 12,077

WOOD COUNTY—Table No. 7  
TYGART DISTRICT

CLASS OF PROPERTY	1920		1921	
	Assessed Value	Assessed Value	Taxes Levied	Taxes Levied
Real Estate.....	\$ 1,331,830	\$ 1,450,510	\$ 24,040	\$ 25,239
Personal Property.....	505,210	563,850	9,119	9,811
Public Utility Property.....	233,619	114,861	4,216	1,998
Total.....	\$ 2,070,659	\$ 2,129,221	\$ 37,375	\$ 37,048
PURPOSES	1920		1921	
	Levy on each \$100	Levy on each \$100	Taxes Levied	Taxes Levied
State.....	.10 cents	.10 cents	\$ 2,071	\$ 2,129
State Virginia Debt.....	.10	.10	2,070	2,129
Total State.....	.20 cents	.20 cents	\$ 4,141	\$ 4,258
County, General.....	.07½ cts	.15 cents	\$ 1,553	\$ 3,194
Main County Road.....	.20	.10	4,141	2,129
County Road and Bridge.....	.05	.....	1,035	.....
District Road.....	.15	.15	3,106	3,194
District Road Bonds.....	.25	.27	5,177	5,749
Total County and District.....	.72½ cts	.67 cents	\$ 15,012	\$ 14,266
High School Teachers.....	.08 cents	.....	\$ 1,657	.....
Elementary Teachers.....	.50	.40 cents	\$ 10,353	\$ 8,517
Elementary Maint. Building.....	.10	.14	2,071	2,981
New Building.....	.20	.33	4,141	7,026
Total Schools.....	.88 cents	.87 cents	\$ 18,222	\$ 18,524
GRAND TOTAL.....	\$ 1,801½ cts	\$ 1.74	\$ 37,375	\$ 37,048

WOOD COUNTY—Table No. 8  
UNION DISTRICT

CLASS OF PROPERTY	1920		1921	
	Assessed Value	Assessed Value	Taxes Levied	Taxes Levied
Real Estate.....	\$ 636,370	\$ 649,950	\$ 8,496	\$ 8,254
Personal Property.....	1,206,290	1,110,560	16,104	14,104
Public Utility Property.....	548,371	558,502	7,320	7,093
Total.....	\$ 2,391,031	\$ 2,319,012	\$ 31,920	\$ 29,451
PURPOSES	1920		1921	
	Levy on each \$100	Levy on each \$100	Taxes Levied	Taxes Levied
State.....	.10 cents	.10 cents	\$ 2,391	\$ 2,319
State Virginia Debt.....	.10	.10	2,391	2,319
Total State.....	.20 cents	.20 cents	\$ 4,782	\$ 4,638
County, General.....	.07½ cts	.15 cents	\$ 1,793	\$ 3,478
Main County Road.....	.20	.10	4,782	2,319
County Road and Bridge.....	.05	.....	1,196	.....
District Road.....	.30	.15	7,173	3,479
Total County and District.....	.62½ cts	.40 cents	\$ 14,944	\$ 9,276
High School Teachers.....	.03 cents	.02 cents	\$ 717	\$ 464
Elementary Teachers.....	.38	.40	9,086	9,276
Elementary Maint. Building.....	.10	.10	2,391	2,319
New Building.....	.....	.15	.....	3,478
Total Schools.....	.51 cents	.67 cents	\$ 12,194	\$ 15,537
GRAND TOTAL.....	\$ 1,331½	\$ 1.27	\$ 31,920	\$ 29,451



## WOOD COUNTY—Table No. 9

## WALKER DISTRICT

CLASS OF PROPERTY	1920	1921	1920	1921
	Assessed Value	Assessed Value	Taxes Levied	Taxes Levied
Real Estate.....	\$ 427,000	\$ 474,150	\$ 5,829	\$ 6,543
Personal Property.....	393,070	355,050	5,365	4,900
Public Utility Property.....	571,856	596,891	7,800	8,237
Total.....	\$ 1,391,926	\$ 1,426,091	\$ 19,000	\$ 19,680
PURPOSES	1920	1921	1920	1921
	Levy on each \$100	Levy on each \$100	Taxes Levied	Taxes Levied
State.....	.10 cents	.10 cents	\$ 1,392	\$ 1,426
State Virginia Debt.....	.10	.10	1,392	1,426
Total State.....	.20 cents	.20 cents	\$ 2,784	\$ 2,852
County, General.....	.07½ cts	.15 cents	\$ 1,044	\$ 2,139
Main County Road.....	.20	.10	2,784	1,426
County Road and Bridge.....	.05	.....	666	.....
District Road.....	.30	.15	4,170	2,139
Total County and District.....	.62½ cts	.40 cents	\$ 8,700	\$ 5,704
High School Teachers.....	.04 cents	.04 cents	\$ 557	\$ 571
Elementary Teachers.....	.40	.40	5,567	5,704
Elementary Maint. Building.....	.10	.14	1,392	1,997
New Building.....	.....	.20	.....	2,852
Total Schools.....	.54 cents	.78 cents	\$ 7,516	\$ 11,124
GRAND TOTAL.....	\$ 1.36½	\$ 1.38	\$ 19,000	\$ 19,680

## WOOD COUNTY—Table No. 10

## WILLIAMS DISTRICT—(Outside of Williamstown Municipality)

CLASS OF PROPERTY	1920	1921	1920	1921
	Assessed Value	Assessed Value	Taxes Levied	Taxes Levied
Real Estate.....	\$ 1,237,810	\$ 1,377,170	\$ 23,828	\$ 22,723
Personal Property.....	1,005,510	852,740	19,356	14,070
Public Utility Property.....	822,032	845,128	15,824	13,945
Total.....	\$ 3,065,352	\$ 3,075,038	\$ 59,008	\$ 50,738
PURPOSES	1920	1921	1920	1921
	Levy on each \$100	Levy on each \$100	Taxes Levied	Taxes Levied
State.....	.10 cents	.10 cents	\$ 3,065	\$ 3,075
State Virginia Debt.....	.10	.10	3,065	3,075
Total State.....	.20 cents	.20 cents	\$ 6,130	\$ 6,150
County, General.....	.07½ cts	.15 cents	\$ 2,299	\$ 4,613
Main County Road.....	.20	.10	6,131	3,075
County Road and Bridge.....	.05	.....	1,533	.....
District Road.....	.25	.15	7,663	4,612
District Road Bonds.....	.20	.15	6,131	4,613
Total County and District.....	.77½ cts	.55 cpts	\$ 23,757	\$ 16,910
High School Teachers.....	.20 cents	.20 cents	\$ 6,131	\$ 6,150
High School Maint. Bldg.....	.03	.05	920	1,537
Elementary Teachers.....	.43	.45	13,181	13,838
Elementary Maint. Building.....	.18	.04	5,517	1,230
New Building.....	.05	.10	1,533	3,075
School Bonds.....	.06	.06	1,839	1,845
Total Schools.....	.95 cents	.90 cents	\$ 29,121	\$ 27,675
GRAND TOTAL.....	\$ 1.92½	\$ 1.65	\$ 59,008	\$ 50,738

Williams District complete includes Tables 10 and 12.

**WOOD COUNTY—Table No. 11**  
**PARKERSBURG MUNICIPALITY, PARKERSBURG DISTRICT**

CLASS OF PROPERTY	1920	1921	1920	1921
	Assessed Value	Assessed Value	Taxes Levied	Taxes Levied
Real Estate.....	\$ 18,861,040	\$ 20,068,000	\$ 415,886	\$ 423,435
Personal Property.....	12,557,940	13,844,680	276,903	292,122
Public Utility Property.....	2,472,806	2,647,596	54,525	55,864
<b>Total.....</b>	<b>\$ 33,891,786</b>	<b>\$ 36,560,276</b>	<b>\$ 747,314</b>	<b>\$ 771,421</b>
PURPOSES	1920	1921	1920	1921
	Levy on each \$100	Levy on each \$100	Taxes Levied	Taxes Levied
State.....	.10 cents	.10 cents	\$ 33,892	\$ 36,560
State Virginia Debt.....	.10	.10	33,892	36,560
<b>Total State.....</b>	<b>.20 cents</b>	<b>.20 cents</b>	<b>\$ 67,784</b>	<b>\$ 73,120</b>
County, General.....	.07½ cts	.15 cents	\$ 25,419	\$ 54,841
Main County Road.....	.20	.10	67,783	36,560
County Road and Bridge.....	.05		16,946	
District Road Bonds.....	.04	.04	13,557	14,624
District Bridge Bonds.....	.04	.04	13,556	14,624
<b>Total County and District.....</b>	<b>40½ cts</b>	<b>.33 cents</b>	<b>\$ 137,261</b>	<b>\$ 120,649</b>
High School Teachers.....	.17½ cts	.18 cents	\$ 59,311	\$ 65,809
High School Maint. Bldg.....	.09	.09	30,503	32,904
Elementary Teachers.....	.49½	.50	167,764	182,801
Elementary Maint. Building.....	.24	.21	81,340	76,777
School Bonds.....	.08½	.08½	28,808	31,076
Public Library.....	.01½	.01½	5,084	5,484
<b>Total Schools.....</b>	<b>\$ 1.10</b>	<b>\$ 1.08</b>	<b>\$ 372,810</b>	<b>\$ 394,851</b>
Municipal General.....	32.32 cents	.50 cents	\$ 109,538	\$ 182,801
Municipal Bonds.....	17.68		59,921	
<b>Total Municipal.....</b>	<b>.50 cents</b>	<b>.50 cents</b>	<b>\$ 169,459</b>	<b>\$ 182,801</b>
<b>GRAND TOTAL.....</b>	<b>\$ 2.20½</b>	<b>\$ 2.11</b>	<b>\$ 747,314</b>	<b>\$ 771,421</b>

**WOOD COUNTY—Table No. 12**  
**WILLIAMSTOWN MUNICIPALITY, WILLIAMS DISTRICT**

CLASS OF PROPERTY	1920	1921	1920	1921
	Assessed Value	Assessed Value	Taxes Levied	Taxes Levied
Real Estate.....	\$ 896,550	\$ 986,160	\$ 18,155	\$ 18,244
Personal Property.....	350,220	371,420	7,092	6,871
Public Utility Property.....	521,640	515,342	10,563	9,534
<b>Total.....</b>	<b>\$ 1,768,410</b>	<b>\$ 1,872,922</b>	<b>\$ 35,810</b>	<b>\$ 34,649</b>
PURPOSES	1920	1921	1920	1921
	Levy on each \$100	Levy on each \$100	Taxes Levied	Taxes Levied
State.....	.10 cents	.10 cents	\$ 1,768	\$ 1,873
State Virginia Debt.....	.10	.10	1,769	1,873
<b>Total State.....</b>	<b>.20 cents</b>	<b>.20 cents</b>	<b>\$ 3,537</b>	<b>\$ 3,746</b>
County, General.....	.07½ cts	.15 cents	\$ 1,326	\$ 2,809
Main County Road.....	.20	.10	3,537	1,873
County Road and Bridge.....	.05		884	
District Road Bonds.....	.20	.15	3,537	2,810
<b>Total County and District.....</b>	<b>52½ cts</b>	<b>.40 cents</b>	<b>\$ 9,284</b>	<b>\$ 7,492</b>
High School Teachers.....	.20 cents	.20 cents	\$ 3,537	\$ 3,746
High School Maint. Bldg.....	.03	.05	531	936
Elementary Teachers.....	.43	.45	7,694	8,428
Elementary Maint. Building.....	.18	.04	3,183	749
New Building.....	.05	.10	884	1,873
School Bonds.....	.06	.06	1,061	1,124
<b>Total Schools.....</b>	<b>.95 cents</b>	<b>.90 cents</b>	<b>\$ 16,800</b>	<b>\$ 16,856</b>
Municipal General.....	.35 cents	.35 cents	\$ 6,189	\$ 6,555
<b>Total Municipal.....</b>	<b>.35 cents</b>	<b>.35 cents</b>	<b>\$ 6,189</b>	<b>\$ 6,555</b>
<b>GRAND TOTAL.....</b>	<b>\$ 2.02½</b>	<b>\$ 1.85</b>	<b>\$ 35,810</b>	<b>\$ 34,649</b>

RECAPITULATION OF WOOD COUNTY  
ASSESSED VALUE

Class of Property	1920			1921		
	Districts	Municipalities	Total	Districts	Municipalities	Total
Real Estate.....	\$ 9,434,610	\$ 19,757,590	\$ 29,192,200	\$ 10,035,810	\$ 21,054,160	\$ 31,089,970
Personal Property.....	5,209,080	12,908,160	18,117,240	5,495,460	14,216,100	19,711,560
Public Utility Property...	5,055,492	2,994,446	8,049,938	5,051,985	3,162,938	8,214,923
<b>Total.....</b>	<b>\$ 19,699,182</b>	<b>\$ 35,660,196</b>	<b>\$ 55,359,378</b>	<b>\$ 20,583,255</b>	<b>\$ 38,433,198</b>	<b>\$ 59,016,452</b>

TAXES LEVIED

Purposes	1920			1921		
	Districts	Municipalities	Total	Districts	Municipalities	Total
State.....	\$ 19,699	\$ 35,660	\$ 55,359	\$ 20,583	\$ 38,433	\$ 59,016
State Virginia Debt.....	19,698	35,661	55,359	20,583	38,433	59,016
<b>Total State.....</b>	<b>\$ 39,397</b>	<b>\$ 71,321</b>	<b>\$ 110,718</b>	<b>\$ 41,166</b>	<b>\$ 76,866</b>	<b>\$ 118,032</b>
County, General.....	\$ 14,775	\$ 26,745	\$ 41,520	\$ 30,874	\$ 57,650	\$ 88,524
Main County Road.....	39,397	71,320	110,717	20,582	38,433	59,015
County Road and Bridge..	9,850	17,830	27,680			
District Road.....	37,548		37,548	25,219		25,219
District Road Bonds.....	27,474	17,094	44,568	27,486	17,434	44,920
District Bridge Bonds.....	1,620	13,556	15,176	1,802	14,624	16,426
<b>Total County and District.....</b>	<b>\$ 130,664</b>	<b>\$ 146,545</b>	<b>\$ 277,209</b>	<b>\$ 105,963</b>	<b>\$ 128,141</b>	<b>\$ 234,104</b>
High School Teachers.....	\$ 18,084	\$ 62,848	\$ 80,932	\$ 18,190	\$ 69,555	\$ 87,745
High School Maint. Bldg..	4,564	31,034	35,598	5,591	33,840	39,431
Elementary Teachers.....	86,464	175,368	261,832	88,374	191,229	279,603
Elementary Maint. Bldg..	26,190	84,523	110,713	27,803	77,526	105,329
New Building.....	15,095	884	15,979	28,471	1,873	30,344
School Bonds.....	5,280	29,869	35,149	5,674	32,200	37,874
Public Library.....	607	5,084	5,691	676	5,484	6,160
<b>Total Schools.....</b>	<b>\$ 156,284</b>	<b>\$ 389,610</b>	<b>\$ 545,894</b>	<b>\$ 174,779</b>	<b>\$ 411,707</b>	<b>\$ 586,486</b>
Municipal General.....		\$ 115,727	\$ 115,727		\$ 189,356	\$ 189,356
Municipal Bonds.....		59,921	59,921			
<b>Total Municipal.....</b>		<b>\$ 175,648</b>	<b>\$ 175,648</b>		<b>\$ 189,356</b>	<b>\$ 189,356</b>
<b>GRAND TOTAL.....</b>	<b>\$ 326,345</b>	<b>\$ 783,124</b>	<b>\$ 1,109,469</b>	<b>\$ 321,908</b>	<b>\$ 806,070</b>	<b>\$ 1,127,978</b>
<b>Total Average Rate of Levy on each \$100..</b>	<b>\$ 1.657</b>	<b>\$ 2.196</b>	<b>\$ 2.004</b>	<b>\$ 1.564</b>	<b>\$ 2.097</b>	<b>\$ 1.911</b>
<b>For All Purposes</b>						
On Real Estate.....	\$ 157,706	\$ 434,041	\$ 591,747	\$ 159,273	\$ 441,679	\$ 600,952
On Personal Property.....	84,330	283,995	368,325	84,107	298,993	383,100
On Public Utility Property	84,309	65,088	149,397	78,528	65,398	143,926
<b>Total.....</b>	<b>\$ 326,345</b>	<b>\$ 783,124</b>	<b>\$ 1,109,469</b>	<b>\$ 321,908</b>	<b>\$ 806,070</b>	<b>\$ 1,127,978</b>

WYOMING COUNTY—Table No. 1  
BAILEYSVILLE DISTRICT

CLASS OF PROPERTY	1920 Assessed Value	1921 Assessed Value	1920 Taxes Levied	1921 Taxes Levied
Real Estate .....	\$ 1,305,915	\$ 1,357,395	\$ 23,115	\$ 23,347
Personal Property .....	66,290	88,240	1,173	1,518
Public Utility Property .....				
Total .....	\$ 1,372,205	\$ 1,445,635	\$ 24,288	\$ 24,865
PURPOSES	1920 Levy on each \$100	1921 Levy on each \$100	1920 Taxes Levied	1921 Taxes Levied
State .....	.10 cents	.10 cents	\$ 1,372	\$ 1,446
State Virginia Debt .....	.10	.10	1,372	1,446
Total State .....	.20 cents	.20 cents	\$ 2,744	\$ 2,892
County, General .....	.30 cents	.30 cents	\$ 4,117	\$ 4,337
Main County Road .....	.25	.25	3,430	3,614
County Road and Bridge .....	.10		1,372	
District Road .....	.15	.15	2,058	2,168
County Road Bonds .....	.30	.30	4,117	4,337
Total County and District .....	\$ 1.10	\$ 1.00	\$ 15,094	\$ 14,456
Elementary Teachers .....	.40 cents	.40 cents	\$ 5,489	\$ 5,782
Elementary Maint. Building .....	.07	.07	961	1,012
New Building .....		.05		723
Total Schools .....	.47 cents	.52 cents	\$ 6,450	\$ 7,517
GRAND TOTAL .....	\$ 1.77	\$ 1.72	\$ 24,288	\$ 24,865

WYOMING COUNTY—Table No. 2  
BARKERS RIDGE DISTRICT

CLASS OF PROPERTY	1920 Assessed Value	1921 Assessed Value	1920 Taxes Levied	1921 Taxes Levied
Real Estate .....	\$ 3,793,190	\$ 4,718,165	\$ 83,450	\$ 102,856
Personal Property .....	665,035	900,550	14,631	19,632
Public Utility Property .....	960,016	1,087,641	21,120	23,710
Total .....	\$ 5,418,241	\$ 6,706,356	\$ 119,201	\$ 146,198
PURPOSES	1920 Levy on each \$100	1921 Levy on each \$100	1920 Taxes Levied	1921 Taxes Levied
State .....	.10 cents	.10 cents	\$ 5,418	\$ 6,706
State Virginia Debt .....	.10	.10	5,418	6,706
Total State .....	.20 cents	.20 cents	\$ 10,836	\$ 13,412
County, General .....	.30 cents	.30 cents	\$ 16,255	\$ 20,119
Main County Road .....	.25	.25	13,546	16,766
County Road and Bridge .....	.10		5,418	
District Road .....	.15	.15	8,127	10,060
County Road Bonds .....	.30	.30	16,255	20,119
Total County and District .....	\$ 1.10	\$ 1.00	\$ 59,601	\$ 67,064
High School Teachers .....		.02½ cts		\$ 1,676
High School Maint. Bldg. ....		.00½		335
Elementary Teachers .....	.40 cents	.40	\$ 21,673	26,825
Elementary Maint. Building .....	.10	.15	5,418	10,060
New Building .....	.40	.40	21,673	26,826
Total Schools .....	.90 cents	.98 cents	\$ 48,764	\$ 65,722
GRAND TOTAL .....	\$ 2.20	\$ 2.18	\$ 119,201	\$ 146,198

**WYOMING COUNTY—Table No. 3**  
**CENTER DISTRICT—(Outside of Pineville Municipality)**

CLASS OF PROPERTY	1920 Assessed Value	1921 Assessed Value	1920 Taxes Levied	1921 Taxes Levied
Real Estate.....	\$ 2,926,510	\$ 3,199,685	\$ 59,116	\$ 68,793
Personal Property.....	212,510	164,695	4,292	3,541
Public Utility Property.....				
<b>Total.....</b>	<b>\$ 3,139,020</b>	<b>\$ 3,364,380</b>	<b>\$ 63,408</b>	<b>\$ 72,334</b>
PURPOSES	1920 Levy on each \$100	1921 Levy on each \$100	1920 Taxes Levied	1921 Taxes Levied
State.....	.10 cents	.10 cents	\$ 3,139	\$ 3,364
State Virginia Debt.....	.10	.10	3,139	3,364
<b>Total State.....</b>	<b>.20 cents</b>	<b>.20 cents</b>	<b>\$ 6,278</b>	<b>\$ 6,728</b>
County, General.....	.30 cents	.30 cents	\$ 9,417	\$ 10,093
Main County Road.....	.25 cents	.25 cents	7,848	8,411
County Road and Bridge.....	.10		3,139	
District Road.....	.15	.15	4,708	5,047
County Road Bonds.....	.30	.30	9,417	10,093
<b>Total County and District.....</b>	<b>\$ 1.10</b>	<b>\$ 1.00</b>	<b>\$ 34,529</b>	<b>\$ 33,644</b>
High School Teachers.....	.12 cents	.15 cents	\$ 3,767	\$ 5,047
High School Maint. Bldg.....	.03	.05	942	1,682
Elementary Teachers.....	.40	.40	12,556	13,458
Elementary Maint. Building.....	.07	.15	2,197	5,046
New Building.....	.10	.20	3,139	6,729
<b>Total Schools.....</b>	<b>.72 cents</b>	<b>.95 cents</b>	<b>\$ 22,601</b>	<b>\$ 31,962</b>
<b>GRAND TOTAL.....</b>	<b>\$ 2.02</b>	<b>\$ 2.15</b>	<b>\$ 63,408</b>	<b>\$ 72,334</b>

Center District complete includes Tables 3 and 9.

**WYOMING COUNTY—Table No. 4**  
**CLEAR FORK DISTRICT**

CLASS OF PROPERTY	1920 Assessed Value	1921 Assessed Value	1920 Taxes Levied	1921 Taxes Levied
Real Estate.....	\$ 1,052,895	\$ 1,162,015	\$ 21,058	\$ 23,938
Personal Property.....	99,080	77,880	1,982	1,604
Public Utility Property.....				
<b>Total.....</b>	<b>\$ 1,151,975</b>	<b>\$ 1,239,895</b>	<b>\$ 23,040</b>	<b>\$ 25,542</b>
PURPOSES	1920 Levy on each \$100	1921 Levy on each \$100	1920 Taxes Levied	1921 Taxes Levied
State.....	.10 cents	.10 cents	\$ 1,152	\$ 1,240
State Virginia Debt.....	.10	.10	1,152	1,240
<b>Total State.....</b>	<b>.20 cents</b>	<b>.20 cents</b>	<b>\$ 2,304</b>	<b>\$ 2,480</b>
County, General.....	.30 cents	.30 cents	\$ 3,456	\$ 3,720
Main County Road.....	.25	.25	2,880	3,100
County Road and Bridge.....	.10		1,152	
District Road.....	.15	.15	1,728	1,860
County Road Bonds.....	.30	.30	3,456	3,719
<b>Total County and District.....</b>	<b>\$ 1.10</b>	<b>\$ 1.00</b>	<b>\$ 12,672</b>	<b>\$ 12,399</b>
High School Teachers.....		.11 cents		\$ 1,364
High School Maint. Bldg.....		.02		248
Elementary Teachers.....	.40 cents	.40	\$ 4,608	4,959
Elementary Maint. Building.....	.10	.13	1,152	1,612
New Building.....	.20	.20	2,304	2,480
<b>Total Schools.....</b>	<b>.70 cents</b>	<b>.86 cents</b>	<b>\$ 8,064</b>	<b>\$ 10,663</b>
<b>GRAND TOTAL.....</b>	<b>\$ 2.00</b>	<b>\$ 2.06</b>	<b>\$ 23,040</b>	<b>\$ 25,542</b>

## WYOMING COUNTY—Table No. 5

## HUFFS CREEK DISTRICT

CLASS OF PROPERTY	1920 Assessed Value	1921 Assessed Value	1920 Taxes Levied	1921 Taxes Levied
Real Estate.....	\$ 830,880	\$ 1,094,005	\$ 16,618	\$ 21,333
Personal Property.....	52,930	40,810	1,058	796
Public Utility Property.....				
Total.....	\$ 883,810	\$ 1,134,815	\$ 17,676	\$ 22,129
PURPOSES	1920 Levy on each \$100	1921 Levy on each \$100	1920 Taxes Levied	1921 Taxes Levied
State.....	.10 cents	.10 cents	\$ 884	\$ 1,135
State Virginia Debt.....	.10	.10	884	1,135
Total State.....	.20 cents	.20 cents	\$ 1,768	\$ 2,270
County, General.....	.30 cents	.30 cents	\$ 2,651	\$ 3,404
Main County Road.....	.25	.25	2,210	2,837
County Road and Bridge.....	.10		884	
District Road.....	.15	.15	1,325	1,702
County Road Bonds.....	.30	.30	2,651	3,405
Total County and District.....	\$ 1.10	\$ 1.00	\$ 9,721	\$ 11,348
Elementary Teachers.....	.40 cents	.40 cents	\$ 3,535	\$ 4,539
Elementary Maint. Building.....	.10	.15	884	1,702
New Building.....	.20	.20	1,768	2,270
Total Schools.....	.70 cents	.75 cents	\$ 6,187	\$ 8,511
GRAND TOTAL.....	\$ 2.00	\$ 1.95	\$ 17,676	\$ 22,129

## WYOMING COUNTY—Table No. 6

## OCEANA DISTRICT

CLASS OF PROPERTY	1920 Assessed Value	1921 Assessed Value	1920 Taxes Levied	1921 Taxes Levied
Real Estate.....	\$ 2,687,060	\$ 2,972,315	\$ 51,323	\$ 57,663
Personal Property.....	158,900	164,920	3,035	3,199
Public Utility Property.....				
Total.....	\$ 2,845,960	\$ 3,137,235	\$ 54,358	\$ 60,862
PURPOSES	1920 Levy on each \$100	1921 Levy on each \$100	1920 Taxes Levied	1921 Taxes Levied
State.....	.10 cents	.10 cents	\$ 2,846	\$ 3,137
State Virginia Debt.....	.10	.10	2,846	3,137
Total State.....	.20 cents	.20 cents	\$ 5,692	\$ 6,274
County, General.....	.30 cents	.30 cents	\$ 8,538	\$ 9,412
Main County Road.....	.25	.25	7,115	7,843
County Road and Bridge.....	.10		2,846	
District Road.....	.15	.15	4,269	4,706
County Road Bonds.....	.30	.30	8,538	9,412
Total County and District.....	\$ 1.10	\$ 1.00	\$ 31,306	\$ 31,373
High School Teachers.....	.08 cents	.18 cents	\$ 2,277	\$ 5,647
High School Maint. Bldg.....	.01	.01	284	314
Elementary Teachers.....	.40	.39	11,384	12,235
Elementary Maint. Building.....	.05	.06	1,423	1,882
New Building.....	.07	.10	1,992	3,137
Total Schools.....	.61 cents	.74 cents	\$ 17,360	\$ 23,215
GRAND TOTAL.....	\$ 1.91	\$ 1.94	\$ 54,358	\$ 60,862

**WYOMING COUNTY—Table No. 7**  
**SLAB FORK DISTRICT—(Outside of Mullins Municipality)**

CLASS OF PROPERTY	1920	1921	1920	1921
	Assessed Value	Assessed Value	Taxes Levied	Taxes Levied
Real Estate.....	\$ 3,098,630	\$ 4,491,335	\$ 72,818	\$ 166,893
Personal Property.....	724,686	1,081,005	17,030	25,728
Public Utility Property.....	866,440	1,146,893	20,361	27,296
<b>Total.....</b>	<b>\$ 4,689,750</b>	<b>\$ 6,719,233</b>	<b>\$ 110,209</b>	<b>\$ 159,917</b>
PURPOSES	1920	1921	1920	1921
	Levy on each \$100	Levy on each \$100	Taxes Levied	Taxes Levied
State.....	.10 cents	.10 cents	\$ 4,690	\$ 6,719
State Virginia Debt.....	.10	.10	4,690	6,719
<b>Total State.....</b>	<b>.20 cents</b>	<b>.20 cents</b>	<b>\$ 9,380</b>	<b>\$ 13,438</b>
County, General.....	.30 cents	.30 cents	\$ 14,069	\$ 20,158
Main County Road.....	.25	.25	11,724	16,798
County Road and Bridge.....	.10	.10	4,690	6,719
District Road.....	.15	.15	7,035	10,079
County Road Bonds.....	.30	.30	14,069	20,157
<b>Total County and District.....</b>	<b>\$ 1.10</b>	<b>\$ 1.00</b>	<b>\$ 51,587</b>	<b>\$ 67,192</b>
High School Teachers.....	.15 cents	.20 cents	\$ 7,034	\$ 13,438
High School Maint. Bldg.....	.05	.05	2,345	3,360
Elementary Teachers.....	.40	.40	18,759	26,877
Elementary Maint. Building.....	.10	.15	4,690	10,079
New Building.....	.10	.20	4,690	13,438
School Bonds.....	.25	.18	11,724	12,095
<b>Total Schools.....</b>	<b>\$ 1.05</b>	<b>\$ 1.18</b>	<b>\$ 49,242</b>	<b>\$ 79,287</b>
<b>GRAND TOTAL.....</b>	<b>\$ 2.35</b>	<b>\$ 2.38</b>	<b>\$ 110,209</b>	<b>\$ 159,917</b>

Slab Fork District complete includes Tables 7 and 8.

**WYOMING COUNTY—Table No. 8**  
**MULLINS MUNICIPALITY, SLAB FORK DISTRICT**

CLASS OF PROPERTY	1920	1921	1920	1921
	Assessed Value	Assessed Value	Taxes Levied	Taxes Levied
Real Estate.....	\$ 925,900	\$ 1,016,665	\$ 26,851	\$ 29,788
Personal Property.....	498,415	474,700	14,454	13,912
Public Utility Property.....	119,758	156,149	3,473	4,575
<b>Total.....</b>	<b>\$ 1,544,073</b>	<b>\$ 1,647,604</b>	<b>\$ 44,778</b>	<b>\$ 48,275</b>
PURPOSES	1920	1921	1920	1921
	Levy on each \$100	Levy on each \$100	Taxes Levied	Taxes Levied
State.....	.10 cents	.10 cents	\$ 1,544	\$ 1,648
State Virginia Debt.....	.10	.10	1,544	1,648
<b>Total State.....</b>	<b>.20 cents</b>	<b>.20 cents</b>	<b>\$ 3,088</b>	<b>\$ 3,296</b>
County, General.....	.30 cents	.30 cents	\$ 4,632	\$ 4,943
Main County Road.....	.25	.25	3,860	4,119
County Road and Bridge.....	.10	.10	1,544	1,648
County Road Bonds.....	.30	.30	4,632	4,942
<b>Total County and District.....</b>	<b>.95 cents</b>	<b>.85 cents</b>	<b>\$ 14,668</b>	<b>\$ 14,004</b>
High School Teachers.....	.15 cents	.20 cents	\$ 2,316	\$ 3,295
High School Maint. Bldg.....	.05	.05	772	824
Elementary Teachers.....	.40	.40	6,177	6,590
Elementary Maint. Building.....	.10	.15	1,544	2,471
New Building.....	.10	.20	1,544	3,295
Sub-District Extension.....	.20	.20	3,088	3,296
School Bonds.....	.25	.18	3,860	2,966
<b>Total Schools.....</b>	<b>\$ 1.25</b>	<b>\$ 1.38</b>	<b>\$ 19,301</b>	<b>\$ 22,737</b>
Municipal General.....	.50 cents	.50 cents	\$ 7,721	\$ 8,238
<b>Total Municipal.....</b>	<b>.50 cents</b>	<b>.50 cents</b>	<b>\$ 7,721</b>	<b>\$ 8,238</b>
<b>GRAND TOTAL.....</b>	<b>\$ 2.90</b>	<b>\$ 2.93</b>	<b>\$ 44,778</b>	<b>\$ 48,275</b>

**WYOMING COUNTY—Table No. 9**  
**PINEVILLE MUNICIPALITY, CENTER DISTRICT**

CLASS OF PROPERTY	1920 Assessed Value	1921 Assessed Value	1920 Taxes Levied	1921 Taxes Levied
Real Estate .....	\$ 154,855	\$ 151,965	\$ 3,515	\$ 3,951
Personal Property .....		82,790		2,153
Public Utility Property .....				
<b>Total .....</b>	<b>\$ 154,855</b>	<b>\$ 234,755</b>	<b>\$ 3,515</b>	<b>\$ 6,104</b>
PURPOSES	1920 Levy on each \$100	1921 Levy on each \$100	1920 Taxes Levied	1921 Taxes Levied
State .....	.10 cents	.10 cents	\$ 155	\$ 235
State Virginia Debt .....	.10	.10	155	235
<b>Total State .....</b>	<b>.20 cents</b>	<b>.20 cents</b>	<b>\$ 310</b>	<b>\$ 470</b>
County, General .....	.30 cents	.30 cents	\$ 465	\$ 704
Main County Road .....	.25	.25	387	587
County Road and Bridge .....	.10		155	
County Road Bonds .....	.30	.30	464	704
<b>Total County and District .....</b>	<b>.95 cents</b>	<b>.85 cents</b>	<b>\$ 1,471</b>	<b>\$ 1,995</b>
High School Teachers .....	.12 cents	.15 cents	\$ 186	\$ 352
High School Maint. Bldg. ....	.03	.05	47	117
Elementary Teachers .....	.40	.40	619	939
Elementary Maint. Building .....	.07	.15	108	352
New Building .....	.10	.20	155	470
Sub-District Extension .....		.10		235
<b>Total Schools .....</b>	<b>.72 cents</b>	<b>\$ 1.05</b>	<b>\$ 1,115</b>	<b>\$ 2,465</b>
Municipal .....	.40 cents	.50 cents	\$ 619	\$ 1,174
[Total Municipal .....	.40 cents	.50 cents	\$ 619	\$ 1,174
<b>GRAND TOTAL .....</b>	<b>\$ 2.27</b>	<b>\$ 2.60</b>	<b>\$ 3,515</b>	<b>\$ 6,104</b>



RECAPITULATION OF WYOMING COUNTY  
ASSESSED VALUE

Class of Property	1920			1921		
	Districts	Municipalities	Total	Districts	Municipalities	Total
Real Estate .....	\$ 15,695,080	\$ 1,080,755	\$ 16,775,835	\$ 18,994,915	\$ 1,168,630	\$ 20,163,545
Personal Property .....	1,979,425	498,415	2,477,840	2,518,100	557,580	3,075,680
Public Utility Property .....	1,826,456	119,758	1,946,214	2,234,534	156,149	2,390,683
<b>Total .....</b>	<b>\$ 19,500,961</b>	<b>\$ 1,698,928</b>	<b>\$ 21,199,889</b>	<b>\$ 23,747,549</b>	<b>\$ 1,882,359</b>	<b>\$ 25,629,908</b>

TAXES LEVIED

Purposes	1920			1921		
	Districts	Municipalities	Total	Districts	Municipalities	Total
State .....	\$ 19,501	\$ 1,699	\$ 21,200	\$ 23,747	\$ 1,883	\$ 25,630
State Virginia Debt .....	19,501	1,699	21,200	23,747	1,883	25,630
<b>Total State .....</b>	<b>\$ 39,002</b>	<b>\$ 3,398</b>	<b>\$ 42,400</b>	<b>\$ 47,494</b>	<b>\$ 3,766</b>	<b>\$ 51,260</b>
County, General .....	\$ 58,503	\$ 5,097	\$ 63,600	\$ 71,243	\$ 5,647	\$ 76,890
Main County Road .....	48,753	4,247	53,000	59,369	4,706	64,075
County Road and Bridge .....	19,501	1,699	21,200	23,747	1,883	25,630
District Road .....	29,250		29,250	35,622		35,622
County Road Bonds .....	58,503	5,096	63,599	71,242	5,646	76,888
<b>Total County and District .....</b>	<b>\$ 214,510</b>	<b>\$ 16,139</b>	<b>\$ 230,649</b>	<b>\$ 237,476</b>	<b>\$ 15,999</b>	<b>\$ 253,475</b>
High School Teachers .....	\$ 13,078	\$ 2,502	\$ 15,580	\$ 27,172	\$ 3,647	\$ 30,819
High School Maint. Bldg. ....	3,571	819	4,390	5,939	941	6,880
Elementary Teachers .....	78,004	6,796	84,800	94,675	7,529	102,204
Elementary Maint. Bldg. ....	16,725	1,652	18,377	31,393	2,823	34,216
New Building .....	35,566	1,699	37,265	55,603	3,765	59,368
Sub-District Extension .....		3,088	3,088		3,521	3,521
School Bonds .....	11,724	3,860	15,584	12,095	2,966	15,061
<b>Total Schools .....</b>	<b>\$ 158,668</b>	<b>\$ 20,416</b>	<b>\$ 179,084</b>	<b>\$ 226,877</b>	<b>\$ 25,202</b>	<b>\$ 252,079</b>
Municipal General .....		\$ 8,340	\$ 8,340		\$ 9,412	\$ 9,412
<b>Total Municipal .....</b>		<b>\$ 8,340</b>	<b>\$ 8,340</b>		<b>\$ 9,412</b>	<b>\$ 9,412</b>
<b>GRAND TOTAL .....</b>	<b>\$ 412,180</b>	<b>\$ 48,293</b>	<b>\$ 460,473</b>	<b>\$ 511,847</b>	<b>\$ 54,379</b>	<b>\$ 566,226</b>
<b>Total Average Rate of Levy on Each \$100 .....</b>	<b>\$ 2.114</b>	<b>\$ 2.843</b>	<b>\$ 2.172</b>	<b>\$ 2.155</b>	<b>\$ 2.880</b>	<b>\$ 2.209</b>
For All Purposes .....						
On Real Estate .....	\$ 327,498	\$ 30,366	\$ 357,864	\$ 404,823	\$ 33,739	\$ 438,562
On Personal Property .....	43,201	14,454	57,655	56,018	16,065	72,083
On Public Utility Property .....	41,481	3,473	44,954	51,006	4,575	55,581
<b>Total .....</b>	<b>\$ 412,180</b>	<b>\$ 48,293</b>	<b>\$ 460,473</b>	<b>\$ 511,847</b>	<b>\$ 54,379</b>	<b>\$ 566,226</b>

A TABLE FOR ENTIRE STATE SHOWING TOTAL ASSESSED VALUE OF PROPERTY, TOTAL TAXES LEVIED FOR ALL PURPOSES ON REAL ESTATE, PERSONAL PROPERTY AND PUBLIC UTILITY PROPERTY, AND TOTAL TAXES LEVIED FOR EACH PURPOSE AND TOTAL AVERAGE RATE OF LEVY, FOR THE YEARS 1920 AND 1921

TOTAL ASSESSED VALUE

CLASS OF PROPERTY	1920			1921		
	Districts	Municipalities	Total	Districts	Municipalities	Total
	Real Estate.....	\$ 505,431,899	\$ 285,803,601	\$ 801,235,500	\$ 552,944,108	\$ 326,139,002
Personal Property.....	234,084,388	190,207,694	424,292,082	241,868,583	207,311,176	449,199,758
Public Utility Property.....	286,447,650	67,619,167	354,066,817	294,955,399	72,830,094	367,785,493
TOTAL.....	\$ 1,026,963,937	\$ 553,630,462	\$ 1,579,594,399	\$ 1,089,768,090	\$ 606,280,271	\$ 1,696,048,361

TOTAL TAXES LEVIED FOR ALL PURPOSES ON REAL ESTATE, PERSONAL PROPERTY AND PUBLIC UTILITY PROPERTY

FOR ALL PURPOSES	1920			1921		
	Districts	Municipalities	Total	Districts	Municipalities	Total
	On Real Estate.....	\$ 10,004,246	\$ 8,116,985	\$ 18,121,231	\$ 10,848,646	\$ 9,094,455
On Personal Property.....	4,623,740	5,151,998	9,775,738	4,744,985	5,688,220	10,433,205
On Public Utility Property.....	5,616,251	1,868,348	7,474,599	5,828,736	2,041,212	7,869,938
TOTAL.....	\$ 20,244,237	\$ 15,127,331	\$ 35,371,568	\$ 21,422,357	\$ 16,823,887	\$ 38,246,244

TOTAL TAXES LEVIED AND TOTAL AVERAGE RATE OF LEVY IN CENTS ON THE \$100 VALUATION, FOR EACH PURPOSE

PURPOSES	1920				1921							
	Districts		Municipalities		Total		Districts		Municipalities		Total	
	Taxes Levied	Average Rate of Levy on Each \$100	Taxes Levied	Average Rate of Levy on Each \$100	Taxes Levied	Average Rate of Levy on Each \$100	Taxes Levied	Average Rate of Levy on Each \$100	Taxes Levied	Average Rate of Levy on Each \$100	Taxes Levied	Average Rate of Levy on Each \$100
State.....	\$ 1,026,014	\$ 0.10	\$ 553,485	\$ 0.10	\$ 1,579,499	\$ 0.10	\$ 1,089,785	\$ 0.10	\$ 606,279	\$ 0.10	\$ 1,696,064	\$ 0.10
State Virginia Debt.....	1,026,099	.10	553,570	.10	1,579,669	.10	1,089,785	.10	606,279	.10	1,696,064	.10
State Road Bonds.....												
Total State.....	\$ 2,052,113	\$ 0.20	\$ 1,107,005	\$ 0.20	\$ 3,159,168	\$ 0.20	\$ 2,179,570	\$ 0.20	\$ 1,212,558	\$ 0.20	\$ 3,392,128	\$ 0.20
County Regular.....	\$ 2,239,152	\$ 0.218	\$ 1,106,239	\$ 0.20	\$ 3,345,391	\$ 0.212	\$ 2,644,434	\$ 0.243	\$ 1,435,481	\$ 0.237	\$ 4,079,915	\$ 0.241
Main County Road.....	2,277,295	.222	1,110,052	.20	3,387,347	.214	2,365,530	.217	1,273,435	.21	3,638,965	.215
County Road and Bridge.....	901,125	.088	381,761	.069	1,282,886	.081	1,678,637	.154	426,363	.07	1,780,074	.106
District Road.....	1,678,173	.164	350,255	.063	1,678,173	.106	1,362,711	.125	225,181	.037	591,394	.035
District Road Bonds.....	1,360,783	.127	236,478	.043	1,658,038	.105	366,213	.034	8,035	.001	39,480	.002
County Road Bonds.....	360,224	.035	40,942	.007	596,702	.037	31,454	.003	99,029	.017	260,386	.015
Other County Bonds.....	49,980	.005	90,872	.016	90,942	.006	161,357	.015	8,052	.001	74,153	.004
Court House and Jail.....	156,082	.015	90,872	.016	246,954	.016	66,101	.006	30,486	.005	74,069	.004
Additional Court House.....	40,706	.004	24,396	.004	65,102	.004	43,583	.004	30,486	.002	24,393	.001
District Railroad Bonds.....	39,627	.004	49,492	.009	89,119	.006	11,997	.001	15,173	.002	18,193	.001
Detention Home.....	7,381	.001	19,513	.004	29,894	.002	3,052	.001	15,173	.001	18,193	.001
Special Bridge Bonds.....	10,106	.001	1,492	.001	11,598	.001	15,432	.001	6,329	.001	53,153	.003
County Health Officer.....	4,379	.004	4,738	.001	46,117	.003	46,824	.004	7,095	.001	46,451	.003
Dental Clinic.....	33,111	.003	3,626	.001	36,737	.002	39,356	.004	7,095	.001	46,451	.003
Memorial Fund.....												
Total County and District.....	\$ 9,142,124	\$ 0.801	\$ 3,419,876	\$ 0.617	\$ 12,562,000	\$ 0.795	\$ 8,836,681	\$ 0.811	\$ 3,549,816	\$ 0.585	\$ 12,386,497	\$ 0.73
High School Teachers.....	\$ 867,708	\$ 0.085	\$ 1,136,324	\$ 0.205	\$ 2,004,032	\$ 0.126	\$ 1,256,571	\$ 0.115	\$ 1,085,418	\$ 0.179	\$ 2,341,980	\$ 0.138
High School Maint. Building.....	425,644	.035	425,644	.076	782,985	.05	4,787,737	.449	330,431	.054	6,751,218	.04
Elementary Teachers.....	4,609,512	.449	2,459,326	.444	7,068,838	.447	4,894,757	.449	3,654,543	.603	8,549,300	.504
Elementary Maint. Building.....	1,092,414	.107	812,612	.147	1,905,028	.121	1,239,123	.114	1,036,124	.171	2,275,247	.134
New Building.....	1,733,969	.169	615,465	.111	2,349,434	.149	2,206,452	.203	743,677	.123	2,950,129	.174
Sub-District Extension.....	302	*	51,352	.009	51,654	.003	1,738	*	34,772	.006	36,510	.002
School Bonds.....	228,251	.022	592,484	.107	820,735	.052	347,641	.032	640,447	.106	988,088	.058

TOTAL TAXES LEVIED AND TOTAL AVERAGE RATE OF LEVY IN CENTS ON THE \$100 VALUATION, FOR EACH PURPOSE

Special Additional.....	54,841	.005	17,260	.003	72,101	.004	4,524	*	2,932	*	7,456	.001
Public Library.....	607	*	34,648	.006	35,255	.002	928	*	30,968	.005	31,896	.002
County High Schools.....	64,183	.006	10,269	.002	74,452	.005	109,585	.01	10,412	.002	119,997	.007
Sub-District.....	1,963	*	1,963	.002	1,963	*						
Special Additional Building.....	38,606	.004	8,960	.002	47,566	.003						
Teachers.....			534,755	.097	534,755	.034						
Maintenance Building.....			72,021	.013	72,021	.005						
Total Schools.....	\$ 9,050,000	\$ 0.882	\$ 6,770,817	\$ 1.222	\$ 15,820,817	\$ 1.001	\$ 10,406,106	\$ 0.955	\$ 7,569,724	\$ 1.249	\$ 17,975,830	\$ 1.06
Municipal General.....			\$ 2,747,656	\$ 0.497	\$ 2,747,656	\$ 0.174			\$ 3,291,809	\$ 0.343	\$ 3,291,809	\$ 0.194
Municipal Bonds.....			1,050,526	.189	1,050,526	.067			1,010,813	.167	1,010,813	.06
Public Library.....			4,604	.001	4,604	*			4,880	.011	4,880	*
Old Indebtedness.....			6,675	.001	6,675	.001			46,327	.007	46,327	.003
Special Cemetery.....			729	*	729	*			772	*	772	*
Special Mandamus.....			15,132	.002	15,132	.001						
Freeman's Pension.....			4,261	.001	4,261	*			4,380	.001	4,380	*
Special Additional.....									5,020	.001	5,020	*
Health Officer.....									10,116	.002	10,116	.001
Special Bridge.....									29,657	.005	29,657	.002
Public Comfort Station.....									79,256	.013	79,256	.005
Play Grounds.....									8,759	.001	8,759	*
Total Municipal.....			\$ 3,829,583	\$ 0.691	\$ 3,829,583	\$ 0.243			\$ 4,491,789	\$ 0.741	\$ 4,491,789	\$ 0.265
Grand Total for State.....	\$ 20,244,237	\$ 1.973	\$ 15,127,331	\$ 2.73	\$ 35,371,568	\$ 2.239	\$ 21,422,357	\$ 1.966	\$ 16,823,887	\$ 2.775	\$ 38,246,244	\$ 2.255

\*Less than one-half mil.

TABLE (FROM EIGHTH BIENNIAL REPORT) FOR ENTIRE STATE SHOWING TOTAL ASSESSED VALUE OF PROPERTY, TOTAL TAXES LEVIED FOR ALL PURPOSES ON REAL ESTATE, PERSONAL PROPERTY AND PUBLIC UTILITY PROPERTY, AND TOTAL TAXES LEVIED FOR EACH PURPOSE AND TOTAL AVERAGE RATE OF LEVY, FOR THE YEARS 1918 AND 1919

TOTAL ASSESSED VALUE

CLASS OF PROPERTY	1918			1919		
	Districts	Municipalities	Total	Districts	Municipalities	Total
	\$ 471,093,898	\$ 274,501,619	\$ 745,595,517	\$ 485,209,099	\$ 284,438,934	\$ 769,648,033
192,419,315	165,722,799	358,142,114	199,489,694	172,112,734	371,602,428	
280,887,247	64,826,876	345,714,123	234,732,198	64,790,473	349,522,671	
\$ 914,400,460	\$ 505,051,294	\$ 1,419,451,754	\$ 969,430,991	\$ 521,342,141	\$ 1,490,773,132	

TOTAL TAXES LEVIED FOR ALL PURPOSES ON REAL ESTATE, PERSONAL PROPERTY AND PUBLIC UTILITY PROPERTY

FOR ALL PURPOSES	1918			1919		
	Districts	Municipalities	Total	Districts	Municipalities	Total
	\$ 5,813,855	\$ 4,892,751	\$ 10,707,606	\$ 8,417,015	\$ 6,565,969	\$ 14,982,984
2,399,440	2,910,200	5,309,640	3,468,045	3,930,114	7,398,159	
3,425,432	1,162,772	4,588,204	4,965,282	1,519,234	6,384,516	
\$ 11,638,727	\$ 8,966,723	\$ 20,605,450	\$ 16,750,342	\$ 12,015,317	\$ 28,765,659	

TOTAL TAXES LEVIED AND TOTAL AVERAGE RATE OF LEVY IN CENTS ON THE \$100 VALUATION, FOR EACH PURPOSE

PURPOSES	1918						1919					
	Districts		Municipalities		Total		Districts		Municipalities		Total	
	Taxes Levied	Average Rate of Levy on Each \$100	Taxes Levied	Average Rate of Levy on Each \$100	Taxes Levied	Average Rate of Levy on Each \$100	Taxes Levied	Average Rate of Levy on Each \$100	Taxes Levied	Average Rate of Levy on Each \$100	Taxes Levied	Average Rate of Levy on Each \$100
State.....	\$ 661,088	07 cts	\$ 353,509	07 cts	\$ 1,014,597	0.7 cts	\$ 387,554	4 cts	\$ 208,534	4 cts	\$ 596,288	4 cts
Virginia Debt.....							\$ 969,369	10	\$ 521,362	10	\$ 1,490,731	10
Total State.....	\$ 661,088	07 cts	\$ 353,509	07 cts	\$ 1,014,597	0.7 cts	\$ 1,357,123	14 cts	\$ 729,896	14 cts	\$ 2,087,019	14
County Regular.....	\$ 1,985,349	21 cts	\$ 1,168,981	23.1 cts	\$ 3,153,630	21.8 cts	\$ 2,037,347	21 cts	\$ 1,002,511	19.2 cts	\$ 3,039,858	20.4 cts
Main County Road.....	1,489,837	15.7	551,012	10.9	2,040,849	14.1	2,294,354	22.7	1,182,575	22.7	3,387,439	22.7
District Road.....	797,393	8.4			796,333	5.5	1,737,772	17.9			1,737,772	11.7
Additional District Road.....	677,364	7.2	12,977	3	690,341	4.8						
Special Court and Jail.....	41,311	0.4	31,228	7	72,379	.5						
Sp. Additional Court House.....	59,572	0.6	6,920	1	66,192	.5						
Special Bridge.....	35,850	0.6	67,799	1.3	123,649	.7						
County Road and Bridge.....	46,091	0.5	54,236	1.1	100,327	.7	795,166	8.2	313,475	6	1,108,641	7.4
Special County Bonds.....	296,074	3.1	96,950	1.9	393,024	2.7	53,919	0.7	81,451	1.6	145,370	1.0
Special District Road Bonds.....	753,416	8.0	310,783	6.2	1,064,199	7.3	1,221,214	11.6	109,544	2.1	359,463	2.4
Special Railroad Bonds.....	54,024	0.6	47,152	0.9	101,176	0.7	41,969	0.4	336,443	6.4	1,458,657	9.5
Dental Clinic.....							52,106	0.5	25,093	0.5	77,062	0.5
Memorial Fund.....									5,775	0.1	57,881	0.4
Detention Home.....	7,667	0.1	3,440	*	11,107	0.1	5,189	0.1	430	*	5,619	*
Total County and District.....	\$ 6,262,588	66.2 cts	\$ 2,350,478	46.5 cts	\$ 8,613,066	59.4 cts	\$ 8,541,134	88.1 cts	\$ 3,170,906	60.8 cts	\$ 11,712,040	78.0 cts
Teachers.....	\$ 2,665,934	28.5 cts	\$ 1,951,043	38.6 cts	\$ 4,646,977	32.1 cts	\$ 3,590,886	37.0 cts	\$ 2,030,066	38.9 cts	\$ 5,620,952	37.7 cts
Building, New.....	1,338,955	14.2	916,750	18.2	2,255,705	15.6	1,379,775	14.2	494,361	9.5	1,874,136	12.6
Building, Maintenance.....							905,678	9.3	657,643	12.5	1,567,221	10.4
High School.....	427,730	4.5	323,972	6.4	751,702	5.2	521,043	5.4	778,837	15.0	1,299,880	8.7
High School Teachers.....							276,193	2.8	261,160	5.0	537,353	3.6
High School Maintenance Bldg.....							170,095	1.8	468,530	8.8	628,625	4.2
Special Bonds.....	150,129	1.6	435,458	8.6	585,587	4.0						

TOTAL TAXES LEVIED AND TOTAL AVERAGE RATE OF LEVY IN CENTS ON THE \$100 VALUATION, FOR EACH PURPOSE

PURPOSES	1918						1919					
	Districts		Municipalities		Total		Districts		Municipalities		Total	
	Taxes Levied	Average Rate of Levy on Each \$100	Taxes Levied	Average Rate of Levy on Each \$100	Taxes Levied	Average Rate of Levy on Each \$100	Taxes Levied	Average Rate of Levy on Each \$100	Taxes Levied	Average Rate of Levy on Each \$100	Taxes Levied	Average Rate of Levy on Each \$100
Special Sub-District.....	1,808	* cts	14,789	0.3 cts	16,597	0.1 cts	6,025	0.1 cts	29,983	0.6 cts	29,983	0.2 cts
Special Dist.....	1,887	0.9	15,374	0.3	1,887	*	10,977	0.1	4,932	0.1	10,977	0.1
Special Additional.....	86,345	0.9	19,961	0.4	101,719	0.7	3,514	*	4,848	0.1	4,848	*
Teachers Pension.....	762	*	5,159	0.1	20,723	0.1	3,514	*	33,824	0.6	37,838	0.3
Special Library.....	11,501	0.1			10,060	0.1						
State University.....												
Total Schools.....	\$ 4,715,051	49.8 cts	\$ 3,682,506	72.9 cts	\$ 8,397,557	57.9 cts	\$ 6,853,109	70.6 cts	\$ 4,747,584	91.1 cts	\$ 11,000,693	77. cts
Municipal Regular.....	\$		\$ 1,868,083	37.0 cts	\$ 1,868,083	12.9 cts	\$		\$ 2,513,535	48.2 cts	\$ 2,513,535	16.9 cts
Special Bonds.....			532,774	10.6	532,774	3.7			728,781	14.0	728,781	4.9
Special Debt.....			168,701	3.3	168,701	1.2			14,894	0.3	14,894	0.1
Additional.....			7,155	0.1	7,155	*			105,183	2.0	105,183	0.7
Fireman's Relief.....			3,517	0.1	3,517	*			3,514	0.1	3,514	*
Total Municipal.....	\$		\$ 2,580,230	51.1 cts	\$ 2,580,230	17.8 cts	\$		\$ 3,365,907	64.0 cts	\$ 3,365,907	22.6 cts
Grand Totals for State.....	\$ 11,638,727	\$ 1.23	\$ 8,966,723	\$ 1.775	\$ 20,005,450	\$ 1.421	\$ 16,751,366	\$ 1.727	\$ 12,014,293	\$ 2.05	\$ 28,765,659	\$ 1.93

\*Average rate less than one-half of one mill on the \$100 valuation.

**A TABLE SHOWING AVERAGE RATES OF LEVY ON EACH \$100  
ASSESSED VALUATION FOR STATE, COUNTY AND  
DISTRICT, SCHOOL AND MUNICIPAL PURPOSES  
FOR YEARS 1920 AND 1921**

COUNTIES	1920					1921				
	State	County and District	School	Municipal	Total	State	County and District	School	Municipal	Total
Barbour.....	\$ 0.20	\$ 0.823	\$ .061	\$ 0.099	\$1.732	\$ 0.20	\$ 0.418	\$ 0.674	\$ 0.076	\$1.368
Berkeley.....	.20	.56	.867	.323	1.95	.20	.62	.856	.34	2.016
Boone.....	.20	1.014	.712	.029	1.955	.20	.72	.624	.038	1.582
Braxton.....	.20	.719	.892	.148	1.959	.20	.667	.95	.146	1.963
Brooke.....	.20	.843	1.073	.266	2.382	.20	.813	1.024	.264	2.301
Cabell.....	.20	.472	1.338	.642	2.652	.20	.52	1.481	.648	2.849
Calhoun.....	.20	.835	.809	.039	1.883	.20	.829	1.074	.042	2.145
Clay.....	.20	.703	.827	.017	1.747	.20	.753	.895	.019	1.867
Doddridge.....	.20	.843	.475	.031	1.549	.20	.773	.587	.03	1.59
Fayette.....	.20	.995	1.541	.087	2.823	.20	.923	1.449	.114	2.686
Gilmer.....	.20	.691	.684	.02	1.595	.20	.792	.65	.014	1.656
Grant.....	.20	.594	.678	.085	1.557	.20	.615	.874	.125	1.814
Greenbrier.....	.20	.994	.913	.151	2.258	.20	.84	.986	.141	2.167
Hampshire.....	.20	.937	.737	.057	1.931	.20	.80	.775	.051	1.826
Hancock.....	.20	.58	1.257	.164	2.201	.20	.843	1.299	.16	2.502
Hardy.....	.20	.776	.71	.083	1.769	.20	.72	.712	.085	1.717
Harrison.....	.20	.802	1.125	.275	2.402	.20	.567	1.167	.372	2.306
Jackson.....	.20	.891	.87	.10	2.061	.20	.76	.915	.102	1.977
Jefferson.....	.20	.656	.719	.137	1.712	.20	.578	.634	.147	1.559
Kanawha.....	.20	1.022	1.135	.535	2.892	.20	.939	1.252	.576	2.967
Lewis.....	.20	.419	.678	.094	1.391	.20	.538	.637	.106	1.481
Lincoln.....	.20	1.026	.657	.004	1.887	.20	.926	.857	.006	1.989
Logan.....	.20	1.256	1.584	.072	3.112	.20	1.303	1.733	.078	3.314
Marion.....	.20	.727	1.053	.337	2.317	.20	.712	1.237	.38	2.529
Marshall.....	.20	.539	.882	.257	1.878	.20	.541	.851	.26	1.852
Mason.....	.20	.993	.764	.05	2.007	.20	.895	.814	.16	2.069
Mercer.....	.20	.882	1.243	.398	2.723	.20	.71	1.289	.537	2.736
Mineral.....	.20	.941	.895	.264	2.30	.20	.822	.979	.32	2.321
Mingo.....	.20	.53	1.061	.269	2.06	.20	.857	1.278	.242	2.577
Monongalia.....	.20	.934	.866	.188	2.188	.20	.836	.887	.292	2.215
Monroe.....	.20	.935	.877	.047	2.059	.20	.752	1.044	.055	2.051
Morgan.....	.20	.84	.863	.063	1.966	.20	.816	.775	.061	1.852
McDowell.....	.20	1.253	1.35	.084	2.887	.20	.837	1.466	.092	2.595
Nicholas.....	.20	.671	.991	.143	2.005	.20	.612	.89	.109	1.811
Ohio.....	.20	.50	.956	.531	2.187	.20	.50	.928	.545	2.173
Pendleton.....	.20	.786	.718	.042	1.746	.20	.738	.745	.042	1.725
Pleasants.....	.20	.928	.776	.076	1.98	.20	.719	.863	.114	1.896
Pocahontas.....	.20	.901	.963	.104	2.168	.20	.639	1.065	.105	2.009
Preston.....	.20	.763	1.039	.122	2.124	.20	.752	1.134	.115	2.201
Putnam.....	.20	1.106	.783	.028	2.117	.20	.883	.82	.027	1.93
Raleigh.....	.20	.963	1.186	.078	2.427	.20	.921	1.133	.106	2.36
Randolph.....	.20	.853	.937	.191	2.181	.20	.791	.964	.233	2.188
Ritchie.....	.20	.636	.735	.09	1.661	.20	.688	.836	.089	1.813
Roane.....	.20	.74	.505	.052	1.497	.20	.737	.614	.07	1.621
Summers.....	.20	1.214	1.049	.296	2.759	.20	1.026	1.00	.311	2.537
Taylor.....	.20	.385	.81	.316	1.711	.20	.787	.856	.294	2.137
Tucker.....	.20	.851	1.229	.199	2.479	.20	.755	1.307	.224	2.486
Tyler.....	.20	.899	.925	.126	2.15	.20	.729	.867	.134	1.93
Upshur.....	.20	.745	.875	.129	1.949	.20	.617	.982	.172	1.971
Wayne.....	.20	.856	.746	.153	1.955	.20	.915	1.151	.149	2.415
Webster.....	.20	.788	.88	.038	1.906	.20	.987	1.082	.041	2.31
Wetzel.....	.20	.847	1.045	.082	2.174	.20	.707	.999	.09	1.996
Wirt.....	.20	.712	.616	.019	1.547	.20	.798	.826	.022	1.846
Wood.....	.20	.501	.986	.317	2.004	.20	.397	.994	.32	1.911
Wyoming.....	.20	1.088	.845	.039	2.172	.20	.989	.983	.037	2.209
Total Aver. for State	\$ 0.20	\$ 0.795	\$ 1.001	\$ 0.243	\$2.239	\$ 0.20	\$ 0.73	\$ 1.06	.65	\$2.255



TABLE SHOWING THE ASSESSED VALUATION OF PROPERTY IN CITIES AND TOWNS OF WEST VIRGINIA (HAVING PROPERTY VALUED IN EXCESS OF \$1,000,000 FOR THE YEAR 1921) FOR THE YEARS 1917, 1918, 1919, 1920 AND 1921

VALUATION OF PROPERTY					
CITIES	1917	1918	1919	1920	1921
Alderson.....	\$ 1,096,315	\$ 1,175,734	\$ 1,184,520	\$ 1,199,000	\$ 1,444,145
Beckley.....	2,809,205	2,652,650	2,955,562	3,508,170	5,027,076
Belington.....	1,626,972	1,644,943	1,678,712	1,337,560	1,498,711
Benwood.....	8,574,716	9,152,729	9,873,588	9,342,531	10,813,988
Bluefield.....	15,230,441	15,961,364	16,419,209	17,982,721	21,173,778
Bramwell.....	1,756,361	1,806,046	1,836,313	2,062,121	2,245,108
Bridgeport.....	1,118,198	1,227,338	1,260,600	1,314,564	1,399,342
Broad Oaks.....	1,211,228	1,248,190			
Buckhannon.....	2,888,062	3,078,500	3,899,080	4,077,670	4,465,857
Cameron.....	1,894,607	2,000,286	2,031,381	2,259,689	2,350,121
Ceredo.....					1,119,044
Charleston.....	43,357,472	47,674,342	48,481,736	51,582,445	52,837,206
Charles Town.....	2,565,857	2,645,348	2,729,108	2,905,694	3,100,546
Chester.....	2,967,321	2,982,655	3,051,990	3,192,503	3,203,307
Clarksburg.....	19,610,062	27,438,809	30,413,537	31,923,993	33,716,839
Clendenin.....				1,228,084	1,520,593
Davis.....	2,017,144	1,961,127	1,451,791	1,225,800	1,230,600
Edgewood.....	1,893,329	1,919,394	1,987,513	1,956,378	**
Elkins.....	6,644,429	7,102,006	6,977,059	7,191,276	6,641,655
Elm Grove.....	2,118,022	2,294,371	2,326,372	2,392,744	**
Fairmont.....	19,579,655	20,031,428	20,889,043	21,749,867	25,090,599
Follansbee.....	3,030,893	3,488,361	3,725,632	3,828,924	4,169,001
Fulton.....				1,195,893	**
Gasaway.....	1,030,910	1,069,261	1,221,325	1,267,282	1,420,634
Grafton.....	8,444,071	8,781,666	9,888,388	9,499,439	9,651,734
Harrisville.....	1,176,620	1,208,195	1,227,867	1,405,457	1,487,201
Hinton.....	2,381,133	2,372,126	3,102,121	2,623,822	2,933,258
Holiday's Cove.....					1,059,714
Huntington.....	45,300,456	50,984,495	54,271,930	61,484,479	66,505,495
Kenova.....	2,494,524	2,700,983	3,504,491	3,989,419	4,446,578
Keyser.....	4,322,886	4,523,545	4,647,702	4,838,997	5,016,199
Keystone.....					1,207,181
Kingwood.....	1,144,952	1,232,684	1,287,690	1,398,872	1,755,645
Lewisburg.....	1,050,876	1,056,475	1,067,069	1,425,656	1,361,197
Logan.....	2,619,172	3,201,697	3,530,493	3,766,931	4,237,932
Madison.....					1,214,268
Mannington.....	2,775,253	2,905,849	3,267,029	3,645,113	3,858,739
Marlinton.....	1,533,971	1,538,234	1,569,340	1,749,476	1,716,442
Martinsburg.....	8,587,051	8,950,151	10,336,330	10,707,233	10,782,925
Montgomery.....	1,226,907	1,343,865	1,500,909	1,571,310	2,449,263
Morgantown.....	14,645,026	15,443,342	15,763,184	16,148,592	18,645,038
Moundsville.....	7,928,595	8,776,323	8,914,923	9,408,585	10,060,937
Mount Hope.....			1,038,496	1,009,738	1,594,834
Mullens.....				1,544,073	1,647,604
McMechen.....	1,971,639	2,027,192	2,032,921	2,163,526	2,201,180
New Cumberland.....	1,056,192	1,024,019	1,076,156	1,105,157	1,232,527
New Martinsville.....	2,392,484	2,508,652	2,469,383	2,557,693	2,610,218
Parkersburg.....	31,168,304	32,323,693	32,193,941	33,891,786	36,560,276
Parsons.....	1,780,638	1,739,333	1,811,937	1,790,511	1,782,906
Pennsboro.....	1,524,447	1,556,154	1,611,533	1,804,629	1,913,244
Petersburg.....					1,130,697
Philippi.....	1,565,715	1,604,729	1,622,831	1,741,885	2,219,651
Piedmont.....	1,996,079	2,172,308	2,007,684	2,120,596	2,149,163
Pleasant Valley.....	1,233,623	1,147,832	1,195,124	1,039,161	**

TABLE SHOWING THE ASSESSED VALUATION OF PROPERTY IN CITIES AND TOWNS OF WEST VIRGINIA (HAVING PROPERTY VALUED IN EXCESS OF \$1,000,000 FOR THE YEAR 1921) FOR THE YEARS 1917, 1918, 1919, 1920 AND 1921

CITIES	1917	1918	1919	1920	1921
Point Pleasant.....	2,785,408	2,501,435	2,899,735	3,238,574	3,285,433
Princeton.....	4,522,934	4,645,143	4,483,035	5,196,275	5,606,679
Ranson.....					1,053,800
Ravenswood.....	1,039,631	1,066,187	1,070,191	1,119,079	1,228,168
Richwood.....	3,218,987	3,747,222	3,929,140	4,884,675	4,054,695
Ronceverte.....	1,548,118	1,634,718	1,668,697	1,690,698	1,901,918
Rowlesburg.....	1,092,363	991,926	1,016,790	1,077,690	1,303,072
Saint Albans.....	1,861,123	2,126,247	2,237,181	2,440,211	2,748,871
Saint Marys.....	1,289,035	1,381,654	1,418,000	1,549,924	2,468,049
Salem.....	2,353,756	2,390,312	2,313,168	2,475,205	2,509,943
Shinnston.....	2,142,788	2,391,669	2,439,169	2,430,272	2,602,571
Sistersville.....	3,224,063	3,003,436	3,046,552	3,194,660	3,283,492
South Charleston.....		2,977,770	3,610,674	3,572,061	4,077,674
Spencer.....	1,776,787	1,795,554	1,941,078	2,266,962	2,690,901
Stealey Heights.....	1,338,272	1,584,820			
Sturgias City.....				1,269,249	1,485,990
Sutton.....				1,015,812	1,276,857
Terra Alta.....	1,205,679	1,370,129	1,418,813	1,576,513	1,694,016
Thomas.....	1,256,824	1,236,504	1,289,768	1,354,755	1,390,189
Warwood.....	2,950,594	3,128,529	3,178,466	3,234,395	**
Welch.....	2,586,405	2,873,664	2,901,002	3,131,299	3,935,780
Wellsburg.....	5,027,083	5,109,633	5,140,860	5,213,936	5,400,069
Weston.....	4,884,864	4,988,432	5,734,177	6,180,074	8,045,200
Westover.....		1,009,329	x	1,304,902	1,389,250
West Union.....	1,557,566	1,484,535	1,463,916	1,494,359	1,459,012
Wheeling.....	69,408,004	70,339,344	70,277,493	85,278,253	87,773,537
White Sulphur.....					1,011,892
Williamson.....	5,174,942	5,446,032	5,633,873	6,579,303	8,598,316
Williamstown.....	1,630,149	1,632,187	1,650,726	1,768,410	1,872,922
Woodsdale.....	2,527,090	2,496,913	2,507,392	2,606,431	**

\*Included in Clarksburg.

\*\*Included in Wheeling.

x Decreased.

COMPARATIVE TABLE SHOWING TOTAL ASSESSED VALUE OF REAL ESTATE, PERSONAL PROPERTY AND PUBLIC UTILITY PROPERTY, TAXES LEVIED AND PER CENT. ON EACH CLASS, AND THE TOTAL AVERAGE RATE OF LEVY, FOR THE YEARS 1904 TO 1921, INCLUSIVE

BARBOUR COUNTY

YEAR	Assessed Value of Property				Taxes Levied				Total Average Rate of Levy on the \$100 Valuation	Per Cent. of Taxes Levied		
	Real Estate	Personal	Public Utility	Total	On Real Estate	On Personal Property	On Public Utility Property	On Total		On Real Estate	On Personal Property	On Public Utility Property
1904	\$ 2,607,373	\$ 1,147,040	\$ 563,152	\$ 4,317,565	\$ 56,988	\$ 26,742	\$ 12,690	\$ 96,420	2.233	59.1	27.7	13.2
1905	2,644,700	1,590,686	899,492	5,134,878	56,470	33,992	19,189	109,651	2.135	51.5	31.0	17.5
1906	9,592,295	2,358,775	3,902,820	15,853,890	63,979	15,757	26,014	105,750	.666	60.5	14.9	24.6
1907	9,671,900	2,784,013	3,877,031	16,332,944	66,482	19,091	26,728	112,301	.687	59.2	17.0	23.8
1908	9,743,483	2,704,429	3,892,226	16,340,138	76,026	21,048	30,487	127,561	.781	59.6	16.5	23.9
1909	10,376,195	3,010,270	3,573,079	16,960,144	82,549	27,670	30,601	140,820	.83	58.6	19.6	21.8
1910	10,571,675	2,926,342	3,571,342	17,069,359	71,435	23,594	27,158	122,187	.721	58.5	19.3	22.2
1911	10,454,235	2,878,807	3,554,058	16,887,100	70,604	25,654	33,337	129,595	.772	54.5	19.8	25.7
1912	10,469,995	2,791,959	3,413,830	16,675,784	81,380	25,843	29,723	136,946	.821	59.4	18.9	21.7
1913	10,937,140	2,950,427	3,477,931	17,365,498	99,748	29,399	35,791	164,938	.95	60.5	17.8	21.7
1914	11,059,065	3,085,715	3,352,482	17,497,262	99,331	30,679	33,426	163,436	.933	60.8	18.8	20.4
1915	10,903,240	3,030,575	3,349,342	17,283,157	103,658	31,393	34,434	169,485	.98	61.2	18.5	20.3
1916	10,946,780	2,989,997	3,276,285	17,213,062	108,316	32,643	37,406	178,365	1.036	60.7	18.3	21.0
1917	10,973,580	3,109,180	3,133,899	17,216,659	141,380	43,929	46,023	231,332	1.344	61.1	19.0	19.9
1918	11,290,800	3,464,955	3,206,326	17,962,081	114,641	39,048	37,918	191,607	1.067	59.8	20.4	19.8
1919	11,667,390	3,486,131	3,136,182	18,289,703	184,887	60,276	55,067	300,230	1.642	61.5	20.1	18.4
1920	12,511,755	3,800,228	3,128,862	19,440,845	208,973	70,207	57,619	336,799	1.732	62.1	20.8	17.1
1921	17,407,730	4,533,287	3,101,193	25,042,210	224,079	71,350	47,114	342,543	1.368	65.4	20.8	13.8

A COMPARATIVE TABLE SHOWING TOTAL ASSESSED VALUE OF REAL ESTATE, PERSONAL PROPERTY AND PUBLIC UTILITY PROPERTY, TAXES LEVIED AND PER CENT. ON EACH CLASS, AND THE TOTAL AVERAGE RATE OF LEVY, FOR THE YEARS 1904 TO 1921, INCLUSIVE

BERKELEY COUNTY

YEAR	Assessed Value of Property				Taxes Levied				Total Average Rate of Levy on the \$100 Valuation	Per Cent. of Taxes Levied		
	Real Estate	Personal	Public Utility	Total	On Real Estate	On Personal Property	On Public Utility Property	On Total		On Real Estate	On Personal Property	On Public Utility Property
1904	\$ 4,582,080	1,281,741	716,580	6,581,310	79,940	23,900	11,157	115,015	1.747	69.5	30.8	9.7
1905	4,635,280	2,857,292	812,277	8,304,858	69,279	42,834	12,043	124,156	1.465	55.8	34.5	9.7
1906	7,831,069	2,639,578	4,006,632	14,471,279	62,488	21,022	31,994	115,504	.798	54.1	18.2	27.7
1907	7,853,634	2,964,692	4,011,696	14,830,022	67,526	25,530	34,593	127,649	.861	52.9	20.0	27.1
1908	8,104,650	3,197,706	4,030,235	15,332,591	73,104	28,744	36,345	138,193	.901	52.9	20.8	26.3
1909	9,638,995	3,474,424	4,397,822	17,511,241	82,137	32,777	29,098	144,012	.822	57.0	22.8	20.2
1910	10,153,194	3,738,446	4,651,911	18,563,551	80,331	35,060	32,282	156,673	.844	57.0	22.4	20.6
1911	11,003,080	4,018,184	4,781,400	19,802,664	92,020	35,474	31,281	158,775	.802	58.0	22.3	19.7
1912	11,766,955	4,174,546	4,761,025	20,702,526	94,965	36,816	30,588	162,369	.784	58.5	22.7	18.8
1913	12,151,071	4,345,958	4,737,505	21,234,534	109,289	44,579	34,205	188,073	.886	58.1	23.7	18.2
1914	12,076,338	4,401,544	5,124,497	21,602,379	119,712	35,474	40,068	208,192	.964	57.5	23.3	19.2
1915	12,077,753	4,446,263	4,896,337	21,420,353	128,513	51,683	43,449	223,645	1.044	57.5	23.1	19.4
1916	12,081,161	4,563,256	4,785,377	21,430,794	135,117	56,252	43,545	234,914	1.096	57.5	23.9	18.6
1917	12,093,861	4,857,085	4,865,942	21,816,888	151,577	65,383	51,227	268,187	1.229	56.5	24.4	19.1
1918	12,149,572	5,467,188	4,810,001	22,426,761	155,946	75,332	51,664	282,942	1.262	55.1	26.6	18.3
1919	14,069,222	5,897,278	4,832,356	24,798,856	245,168	107,839	70,148	423,145	1.71	57.9	25.5	16.6
1920	14,230,870	6,409,462	5,001,598	25,641,900	284,505	137,179	78,284	499,968	1.95	56.9	27.4	15.7
1921	14,544,700	6,357,081	5,200,465	26,102,246	301,913	137,081	87,178	526,172	2.016	57.4	26.0	16.6

**A COMPARATIVE TABLE SHOWING TOTAL ASSESSED VALUE OF REAL ESTATE, PERSONAL PROPERTY AND PUBLIC UTILITY PROPERTY, TAXES LEVIED AND PER CENT. ON EACH CLASS, AND THE TOTAL AVERAGE RATE OF LEVY, FOR THE YEARS 1904 TO 1921, INCLUSIVE**  
**BOONE COUNTY**

YEAR	Assessed Value of Property				Taxes Levied				Total Average Rate of Levy on the \$100 Valuation	Per Cent. of Taxes Levied		
	Real Estate	Personal	Public Utility	Total	On Real Estate	On Personal Property	On Public Utility Property	On Total		On Real Estate	On Personal Property	On Public Utility Property
1904	\$ 1,132,825	450,225	.....	\$ 1,583,050	\$ 18,779	\$ 7,309	.....	\$ 96,081	1.60	72.0	98.0	.....
1905	1,133,135	539,448	.....	1,672,583	14,729	7,028	.....	21,757	1.30	67.7	32.3	.....
1906	4,529,365	802,265	46,536	5,378,166	22,152	3,925	237	26,344	.49	84.2	14.9	0.9
1907	5,229,955	923,124	291,040	6,444,119	31,834	5,606	1,765	39,205	.608	81.2	14.3	4.5
1908	5,209,825	871,873	590,059	6,671,757	30,278	5,078	3,412	38,768	.851	78.1	13.1	8.8
1909	5,452,829	1,021,027	658,143	7,131,999	36,408	7,426	4,249	48,083	.673	75.7	15.5	8.8
1910	7,142,004	1,200,515	1,099,079	9,441,598	50,112	8,702	7,898	66,712	.707	75.1	13.1	11.8
1911	7,464,374	1,231,827	1,054,276	9,750,477	47,965	8,418	7,060	63,043	.647	75.4	13.4	11.2
1912	7,510,552	1,198,290	1,380,176	10,089,018	52,941	8,909	10,175	71,025	.71	73.4	12.4	14.2
1913	7,604,380	1,515,706	1,593,073	10,713,159	53,113	11,324	11,849	76,286	.713	69.6	14.8	15.6
1914	7,635,115	2,645,192	1,394,629	11,674,936	58,548	20,712	10,910	90,170	.772	64.9	23.0	12.1
1915	7,861,127	1,844,808	1,472,445	11,178,380	82,084	19,670	15,609	117,363	1.05	69.9	16.8	13.3
1916	7,959,035	1,970,450	1,578,191	11,507,676	90,243	23,160	18,249	131,652	1.144	68.5	17.6	13.9
1917	8,061,573	2,099,203	1,555,897	11,716,673	112,015	30,053	22,821	163,889	1.399	68.3	18.3	13.4
1918	8,209,520	2,676,140	1,704,080	12,589,740	109,906	36,688	22,955	169,549	1.347	64.8	21.6	13.6
1919	9,509,190	3,111,105	1,779,698	14,399,993	159,685	52,398	29,797	241,880	1.68	66.0	21.7	12.3
1920	10,747,225	4,277,745	2,260,042	17,285,012	205,741	86,199	45,973	337,913	1.955	60.9	25.5	13.6
1920	17,186,308	8,127,964	2,460,375	27,774,647	268,709	130,890	39,892	439,491	1.582	61.1	29.8	9.1

A COMPARATIVE TABLE SHOWING TOTAL ASSESSED VALUE OF REAL ESTATE, PERSONAL PROPERTY AND PUBLIC UTILITY PROPERTY, TAXES LEVIED AND PER CENT. ON EACH CLASS, AND THE TOTAL AVERAGE RATE OF LEVY, FOR THE YEARS 1904 TO 1921, INCLUSIVE

BRAXTON COUNTY

YEAR	Assessed Value of Property				Total	Taxes Levied			Total Average Rate of Levy on the \$100 Valuation	Per Cent. of Taxes Levied		
	Real Estate	Personal	Public Utility	On Real Estate		On Personal Property	On Public Utility Property	On Real Estate		On Personal Property	On Public Utility Property	
												On Real Estate
1904	\$ 1,543,230	1,063,560	187,046	2,793,836	38,490	28,169	4,555	2.39	55.2	38.1	6.7	
1905	1,562,307	1,543,419	346,991	3,452,717	33,040	32,675	7,383	2.117	45.2	44.7	10.1	
1906	5,614,670	2,286,237	2,360,853	10,261,760	62,906	25,645	26,450	1.12	54.1	22.3	23.0	
1907	6,171,447	2,576,430	3,021,381	11,769,258	47,964	20,046	23,524	.777	52.4	21.9	25.7	
1908	6,483,616	2,736,060	2,546,961	11,776,837	55,202	23,243	21,740	.851	55.1	23.2	21.7	
1909	7,122,465	2,693,240	2,690,243	12,505,948	63,307	24,505	21,054	.87	58.2	22.5	19.3	
1910	7,429,931	2,957,835	2,015,756	13,303,522	60,934	25,538	22,740	.821	55.8	23.4	20.8	
1911	7,507,608	3,213,183	2,882,308	13,603,099	61,857	28,751	22,691	.833	54.6	25.4	20.0	
1912	7,711,837	2,952,726	3,015,066	13,680,229	62,597	24,985	23,042	.808	56.6	22.6	20.8	
1913	7,894,670	2,999,191	2,926,251	13,820,112	70,600	27,837	25,080	.894	57.2	22.5	20.3	
1914	8,037,545	3,015,881	2,851,585	14,005,011	76,328	29,998	27,528	.956	57.0	22.4	20.0	
1915	8,010,500	2,980,520	2,901,998	13,893,018	86,549	33,163	30,730	1.033	57.5	22.1	20.4	
1916	8,163,525	2,961,463	2,925,632	14,050,620	88,741	33,540	31,030	1.091	57.8	21.9	20.3	
1917	8,281,895	3,413,173	3,224,292	14,919,360	120,645	51,449	45,616	1.459	55.4	23.6	21.0	
1918	8,428,210	3,916,829	3,414,300	15,759,339	101,778	49,217	40,258	1.214	53.2	25.7	21.1	
1919	8,639,180	4,487,500	3,270,204	16,396,884	151,701	82,111	56,492	1.77	52.3	28.3	19.4	
1920	9,271,785	4,786,396	3,149,701	17,207,882	170,887	97,447	59,753	1.959	53.4	28.9	17.7	
1921	9,467,345	5,211,677	3,292,226	17,971,248	184,440	106,524	61,775	1.963	52.3	30.2	17.5	

A COMPARATIVE TABLE SHOWING TOTAL ASSESSED VALUE OF REAL ESTATE, PERSONAL PROPERTY, AND PUBLIC UTILITY PROPERTY, TAXES LEVIED AND PER CENT. ON EACH CLASS, AND THE TOTAL AVERAGE RATE OF LEVY, FOR THE YEARS 1904 TO 1921. INCLUSIVE

BROOKE COUNTY

YEAR	Assessed Value of Property				Taxes Levied				Total Average Rate of Levy on the \$100 Valuation	Per Cent. of Taxes Levied		
	Real Estate	Personal	Public Utility	Total	On Real Estate	On Personal Property	On Public Utility Property	On Total		On Real Estate	On Personal Property	On Public Utility Property
1904	\$ 2,203,274	734,650	743,023	3,680,927	45,940	17,156	13,858	76,974	2.077	59.8	20.0	20.2
1905	2,304,539	1,052,570	1,116,196	4,473,305	39,075	17,830	18,968	75,873	1.656	51.5	23.5	25.0
1906	6,814,945	2,250,300	3,650,462	12,695,607	43,351	14,259	23,088	80,728	1.836	53.7	17.7	28.6
1907	7,186,185	2,255,300	3,463,338	12,904,821	56,375	17,712	27,124	101,211	1.764	55.7	17.5	26.8
1908	7,381,075	2,522,150	3,689,868	13,593,093	58,609	20,075	29,251	107,935	1.763	54.3	18.6	27.1
1909	8,075,545	3,447,265	3,870,847	16,293,657	75,092	29,009	27,596	131,697	1.908	57.0	22.0	21.0
1910	8,813,405	2,822,685	4,302,249	15,938,339	74,935	25,077	32,746	132,758	1.835	56.4	18.9	24.7
1911	8,934,265	3,016,050	4,597,816	16,548,131	74,084	27,716	30,781	132,561	1.801	55.9	20.9	23.2
1912	8,811,005	2,873,913	4,559,833	16,244,751	93,350	33,071	40,959	167,380	1.03	55.8	19.8	24.4
1913	8,527,105	2,862,853	4,562,380	15,952,338	92,659	33,337	41,679	167,675	1.051	55.3	19.9	24.8
1914	8,439,355	3,265,835	4,719,296	16,424,486	93,252	36,742	46,953	176,947	1.077	52.7	20.8	26.5
1915	8,633,175	3,237,160	4,758,137	16,628,472	108,335	41,750	53,987	204,042	1.227	53.1	20.5	26.4
1916	8,851,425	3,481,302	4,668,671	17,001,398	129,864	52,440	62,118	244,422	1.438	53.1	21.5	25.4
1917	10,400,150	3,993,790	5,116,062	19,510,002	153,012	61,121	70,466	284,599	1.459	53.8	21.5	24.7
1918	12,595,500	4,828,663	5,130,024	22,554,187	172,327	69,116	67,953	309,396	1.372	55.7	22.3	22.0
1919	13,083,350	4,894,211	5,080,687	23,058,148	274,023	106,109	100,500	480,632	2.064	57.0	22.1	20.9
1920	14,765,000	4,679,957	5,150,219	24,595,176	350,140	117,507	118,271	585,918	2.382	59.8	20.0	20.2
1921	15,741,000	5,434,350	5,105,153	26,280,503	357,243	132,480	114,882	604,605	2.301	59.1	21.9	19.0

A COMPARATIVE TABLE SHOWING TOTAL ASSESSED VALUE OF REAL ESTATE, PERSONAL PROPERTY AND PUBLIC UTILITY PROPERTY, TAXES LEVIED AND PER CENT. ON EACH CLASS, AND THE TOTAL AVERAGE RATE OF LEVY, FOR THE YEARS 1904 TO 1921, INCLUSIVE

CABELL COUNTY

YEAR	Assessed Value of Property				Total	Taxes Levied				Total Average Rate of Levy on the \$100 Valuation	Per Cent. of Taxes Levied					
	Real Estate	Personal	Public Utility	Total		On Real Estate	On Personal Property	On Public Utility Property	On Total		On Real Estate	On Personal Property	On Public Utility Property	On Real Estate	On Personal Property	On Public Utility Property
1904	\$ 5,772,225	2,942,338	902,614	9,617,177	155,741	79,535	22,369	257,635	2.678	60.0	30.6	9.4	60.0	30.6	9.4	
1905	5,993,218	3,622,144	1,015,348	10,630,707	148,667	89,586	25,041	263,594	2.48	56.4	34.1	9.5	56.4	34.1	9.5	
1906	12,915,045	5,294,165	6,150,636	24,359,846	147,357	60,333	70,342	278,032	1.141	53.0	21.7	25.3	53.0	21.7	25.3	
1907	13,452,415	6,322,025	6,440,381	26,214,821	164,879	77,458	79,064	321,401	1.223	51.3	24.1	24.6	51.3	24.1	24.6	
1908	14,271,660	6,586,066	6,583,645	27,441,371	174,695	80,628	80,628	335,952	1.224	52.0	24.0	24.0	52.0	24.0	24.0	
1909	15,802,220	7,253,902	7,001,430	30,057,552	205,209	94,329	78,718	378,256	1.258	54.3	24.9	20.8	54.3	24.9	20.8	
1910	19,725,945	8,169,050	7,268,850	35,163,845	238,002	97,725	77,736	413,463	1.176	57.6	23.6	18.8	57.6	23.6	18.8	
1911	20,778,420	8,656,231	7,812,834	37,247,485	247,695	102,397	78,625	428,717	1.151	57.8	23.9	18.3	57.8	23.9	18.3	
1912	22,524,770	8,550,697	8,456,357	39,531,824	269,598	101,579	83,824	495,001	1.151	59.3	22.3	18.4	59.3	22.3	18.4	
1913	24,229,920	9,370,305	8,556,896	42,157,121	327,056	125,776	94,675	547,507	1.298	59.7	23.0	17.3	59.7	23.0	17.3	
1914	27,981,140	10,164,827	8,543,674	46,689,641	415,098	149,981	104,700	669,669	1.434	62.0	22.4	15.6	62.0	22.4	15.6	
1915	29,905,690	10,345,900	9,028,108	49,179,698	500,587	170,708	127,232	796,527	1.623	62.7	21.4	15.9	62.7	21.4	15.9	
1916	31,036,950	10,736,860	8,997,637	50,771,447	581,344	200,699	145,739	927,782	1.827	62.7	21.6	15.7	62.7	21.6	15.7	
1917	32,689,450	12,664,567	9,385,363	54,759,400	609,400	236,364	150,101	965,493	1.818	61.2	23.7	15.1	61.2	23.7	15.1	
1918	34,545,730	16,781,590	10,156,913	61,484,223	693,718	339,711	170,664	1,204,091	0.958	57.6	28.2	14.2	57.6	28.2	14.2	
1919	36,846,510	18,815,785	10,044,211	65,706,506	850,233	439,238	202,177	1,491,648	2.27	57.0	29.4	13.6	57.0	29.4	13.6	
1920	39,519,380	23,702,900	10,115,370	73,337,650	1,062,653	648,421	233,853	1,944,907	2.652	54.6	33.4	12.0	54.6	33.4	12.0	
1921	43,324,770	24,591,310	11,041,501	78,957,581	1,249,319	720,900	276,119	2,249,338	2.840	55.5	32.1	12.4	55.5	32.1	12.4	



A COMPARATIVE TABLE SHOWING TOTAL ASSESSED VALUE OF REAL ESTATE, PERSONAL PROPERTY AND PUBLIC UTILITY PROPERTY, TAXES LEVIED AND PER CENT. ON EACH CLASS, AND THE TOTAL AVERAGE RATE OF LEVY, FOR THE YEARS 1904 TO 1921, INCLUSIVE

CALHOUN COUNTY

YEAR	Assessed Value of Property				Taxes Levied				Total Average Rate of Levies on the \$100 Valuation	Per Cent. of Taxes Levied		
	Real Estate	Personal	Public Utility	Total	On Real Estate	On Personal Property	On Public Utility Property	On Total		On Real Estate	On Personal Property	On Public Utility Property
1904	\$ 770,817	\$ 613,630	\$	\$ 1,384,247	\$ 16,207	\$ 12,998	\$	\$ 29,205	2.125	75.7	44.3	
1905	773,907	1,824,815		2,598,719	11,401	25,880		36,280	1.473	29.8	70.2	
1906	1,867,992	2,238,560	106,175	4,232,727	16,242	19,263	911	36,418	86	44.6	52.9	2.5
1907	1,952,888	1,654,055	309,810	3,917,653	18,091	15,299	2,864	36,254	925	49.9	42.2	7.9
1908	1,931,692	1,624,425	362,074	3,918,081	16,104	13,631	3,064	32,847	838	49.3	41.5	9.2
1909	2,116,243	1,534,609	400,502	4,066,354	19,847	13,911	3,742	37,500	926	52.9	37.1	10.0
1910	2,151,025	1,360,002	594,637	4,105,664	20,472	12,824	5,531	38,827	946	52.7	33.0	14.3
1911	2,186,785	1,293,915	547,238	4,029,338	19,620	11,597	4,924	36,141	897	54.3	32.1	12.6
1912	2,215,505	1,481,800	540,366	4,237,671	19,703	13,311	4,787	37,801	962	52.1	35.2	12.7
1913	2,327,815	1,729,940	640,299	4,698,054	22,967	17,144	6,309	46,420	968	49.5	36.9	13.6
1914	2,340,225	1,757,455	579,596	4,707,376	23,860	18,441	5,944	48,245	1,025	49.5	38.2	12.3
1915	2,346,330	1,570,225	467,875	4,386,430	26,679	17,737	5,323	49,739	1,134	53.6	35.7	10.7
1916	2,332,770	1,564,715	461,821	4,359,306	29,797	20,006	5,913	55,715	1,278	53.5	35.9	10.6
1917	2,294,735	1,994,780	803,411	5,192,926	34,126	28,028	11,968	74,119	1,464	46.0	37.8	16.2
1918	2,377,555	2,160,960	916,495	5,455,000	34,099	31,022	13,039	78,160	1,433	43.6	39.7	16.7
1919	2,608,490	1,953,085	1,296,002	5,857,577	47,049	34,781	23,268	105,098	1,794	44.7	33.1	22.2
1920	2,761,405	2,599,495	1,963,563	7,324,823	51,630	50,017	36,296	137,942	1,863	37.4	36.3	26.3
1921	3,129,760	2,782,815	2,257,771	8,170,346	67,168	60,532	47,566	175,266	2,145	38.3	34.5	27.3

A COMPARATIVE TABLE SHOWING TOTAL ASSESSED VALUE OF REAL ESTATE, PERSONAL PROPERTY AND PUBLIC UTILITY PROPERTY, TAXES LEVIED AND PER CENT. ON EACH CLASS, AND THE TOTAL AVERAGE RATE OF LEVY, FOR THE YEARS 1904 TO 1921, INCLUSIVE

CLAY COUNTY

YEAR	Assessed Value of Property				Taxes Levied				Total Average Rate of Levy on the \$100 Valuation	Per Cent. of Taxes Levied		
	Real Estate	Personal	Public Utility	Total	On Real Estate	On Personal Property	On Public Utility Property	On Total		On Real Estate	On Personal Property	On Public Utility Property
1904	\$ 983,266	343,896	165,768	1,492,930	25,199	8,795	4,244	38,238	2.561	65.9	23.0	11.1
1905	929,259	497,287	324,795	1,751,341	20,550	10,991	7,159	38,700	2.21	53.1	28.4	18.5
1906	1,939,052	888,780	1,353,419	4,181,251	17,224	7,870	12,027	37,121	.888	46.4	21.2	32.4
1907	1,967,583	1,014,396	1,444,325	4,426,304	20,660	10,632	15,135	46,427	1.049	44.5	22.9	32.6
1908	1,883,200	989,619	1,075,791	3,948,610	18,798	9,852	10,758	39,408	.998	47.7	25.0	27.3
1909	3,001,083	1,197,883	1,294,488	5,493,454	28,427	11,920	12,317	52,664	.958	54.0	22.6	23.4
1910	3,193,592	1,108,027	1,378,590	5,680,209	26,506	10,033	12,432	48,971	.862	54.1	20.5	25.4
1911	3,227,001	1,125,516	1,425,247	5,777,764	36,805	12,874	16,324	66,003	1.143	65.8	19.5	24.7
1912	3,154,442	1,011,028	1,439,698	5,605,138	31,892	10,210	14,506	56,698	1.012	56.2	18.0	25.8
1913	3,243,758	1,054,192	1,559,359	5,857,309	35,697	11,687	16,843	64,227	1.066	55.6	18.2	26.
1914	3,182,700	1,112,321	1,536,294	5,831,315	33,347	11,479	15,892	60,718	1.041	54.9	18.9	26.2
1915	3,182,584	1,059,478	1,614,614	5,856,706	46,115	15,087	22,705	83,907	1.433	55.0	18.0	27.0
1916	3,169,629	1,601,388	1,482,093	6,253,110	37,649	19,503	17,504	74,656	1.194	50.4	20.1	23.5
1917	3,404,718	1,561,023	1,663,700	6,629,450	51,920	23,444	24,943	100,207	1.512	51.7	23.4	24.9
1918	3,736,993	1,606,420	1,817,955	7,161,368	53,271	22,696	24,868	100,825	1.408	52.8	22.5	24.7
1919	3,774,715	1,864,935	1,911,183	7,550,833	66,019	30,178	30,416	126,610	1.688	52.2	23.8	24.0
1920	3,997,757	2,397,743	1,973,787	8,269,287	68,422	41,866	34,163	144,451	1.747	47.4	29.0	23.6
1921	4,273,902	2,592,128	2,288,266	9,154,296	80,505	48,443	41,977	170,925	1.967	47.1	28.3	24.6

A COMPARATIVE TABLE SHOWING TOTAL ASSESSED VALUE OF REAL ESTATE, PERSONAL PROPERTY AND PUBLIC UTILITY PROPERTY, TAXES LEVIED AND PER CENT. ON EACH CLASS, AND THE TOTAL AVERAGE RATE OF LEVY, FOR THE YEARS 1904 TO 1921, INCLUSIVE

DODDRIDGE COUNTY

YEAR	Assessed Value of Property				Total	Taxes Levied				Total Average Rate of Levy on the \$100 Valuation	Per Cent. of Taxes Levied		
	Real Estate	Personal	Public Utility	Total		On Real Estate	On Personal Property	On Public Utility Property	On Total		On Real Estate	On Personal Property	On Public Utility Property
1904	\$ 2,482,163	1,306,251	290,813	4,149,227	49,628	28,531	5,769	83,928	2.023	59.3	33.7	7.0	
1905	2,489,629	3,659,165	318,093	6,466,887	32,195	47,332	4,098	83,625	1.293	38.5	54.6	4.9	
1906	5,786,348	3,677,671	3,855,716	13,099,735	34,112	21,785	21,630	77,527	.592	44.0	28.1	27.9	
1907	5,992,886	3,681,740	5,149,088	14,823,714	38,022	22,202	30,939	89,163	.601	40.4	24.9	34.7	
1908	6,080,158	3,437,691	5,231,271	14,749,120	38,131	20,433	31,313	87,877	.594	41.2	23.3	35.5	
1909	7,251,495	3,368,195	5,452,281	16,071,971	44,546	21,612	32,410	98,568	.613	45.2	21.9	32.9	
1910	7,470,103	3,230,073	6,327,458	17,027,634	46,667	19,702	37,151	103,520	.606	45.1	19.0	35.9	
1911	7,609,650	3,280,005	6,884,509	17,774,164	43,945	19,335	37,005	100,285	.584	43.8	19.3	38.9	
1912	7,669,740	3,194,320	7,277,244	18,151,304	44,960	19,755	39,943	104,658	.577	43.0	18.9	38.1	
1913	9,125,984	3,435,493	7,770,795	20,332,180	62,216	24,709	50,904	137,829	.674	45.1	17.9	37.0	
1914	8,975,140	3,248,120	7,740,268	20,041,548	85,668	26,270	54,477	146,413	.730	44.8	16.0	37.2	
1915	8,965,885	3,103,635	7,806,120	19,886,590	73,922	27,837	61,468	163,227	.620	43.3	17.1	37.6	
1916	8,875,685	3,208,700	8,987,987	21,182,072	78,050	32,700	74,844	185,684	.877	42.0	17.7	40.3	
1917	8,939,080	3,789,011	10,154,445	22,870,536	83,562	39,430	88,412	211,404	.924	39.5	16.7	41.8	
1918	8,839,925	3,765,010	9,884,826	22,480,361	82,877	38,354	84,774	206,185	.917	40.2	18.7	41.1	
1919	10,148,875	4,287,535	24,014,765	34,014,765	141,094	62,826	128,571	330,491	1.376	42.7	19.0	38.1	
1920	9,297,700	4,783,200	24,013,892	34,013,892	140,432	77,351	146,220	372,083	1.849	39.4	20.8	39.8	
1921	8,824,166	5,396,010	9,757,204	23,978,089	144,413	68,720	151,085	381,223	1.86	37.9	22.5	39.6	

A COMPARATIVE TABLE SHOWING TOTAL ASSESSED VALUE OF REAL ESTATE, PERSONAL PROPERTY AND PUBLIC UTILITY PROPERTY, TAXES LEVIED AND PER CENT. ON EACH CLASS, AND THE TOTAL AVERAGE RATE OF LEVY, FOR THE YEARS 1904 TO 1921, INCLUSIVE.

FAYETTE COUNTY

YEAR.	Assessed Value of Property				Taxes Levied				Total Average Rate of Levy on the \$100 Valuation	Per Cent. of Taxes Levied		
	Real Estate	Personal	Public Utility	Total	On Real Estate	On Personal Property	On Public Utility Property	On Total		On Real Estate	On Personal Property	On Public Utility Property
1904	\$ 4,091,348	1,320,900	1,559,065	6,971,343	\$ 105,278	34,662	38,456	178,396	2.56	58.7	18.9	22.4
1905	4,100,597	2,646,303	1,755,490	8,502,390	79,968	51,598	34,343	165,909	1.951	48.2	31.1	20.7
1906	15,157,282	4,314,669	9,094,021	28,565,972	115,469	32,836	69,150	217,455	1.761	53.1	15.1	31.8
1907	15,228,768	4,927,680	9,644,627	29,801,075	143,110	46,210	90,738	280,058	945	51.1	16.5	32.4
1908	15,367,623	4,991,006	10,107,518	30,466,147	151,490	49,294	99,791	300,575	986	50.4	16.4	33.2
1909	16,976,461	5,029,351	10,476,236	32,482,048	153,782	45,199	92,436	291,417	897	52.8	15.5	31.7
1910	16,779,657	5,318,276	10,863,302	32,991,235	150,992	49,337	95,762	296,091	90	51.0	16.7	32.3
1911	16,943,616	5,568,533	10,496,048	33,008,197	162,162	55,848	97,589	315,599	956	51.4	17.7	30.9
1912	17,300,238	5,302,823	10,672,321	33,275,382	146,190	47,022	88,651	281,863	846	51.9	16.7	31.4
1913	18,125,946	7,023,811	10,816,613	35,966,370	186,243	74,273	108,862	369,378	1,002	50.4	20.1	29.5
1914	18,115,016	7,290,970	10,804,260	36,210,246	201,082	82,822	117,510	401,414	1,108	50.1	20.6	29.3
1915	18,736,830	7,561,260	11,365,338	37,663,428	269,936	110,809	160,742	541,487	1,438	49.9	20.5	29.6
1916	18,688,255	7,360,494	11,292,431	37,341,150	266,983	107,228	157,191	531,402	1,423	50.2	20.2	29.6
1917	18,792,890	8,582,173	11,224,553	38,599,586	317,338	146,165	181,600	645,066	1,671	49.2	22.7	28.1
1918	18,946,140	9,834,920	11,227,748	40,008,808	329,348	174,410	185,738	689,496	1,723	47.8	25.8	26.9
1919	19,300,300	10,491,620	11,440,152	41,232,072	479,818	261,188	274,084	1,015,091	2,462	47.3	25.7	27.0
1920	19,672,070	11,013,410	11,691,891	42,377,371	562,109	319,358	315,012	1,196,479	2,823	47.0	26.7	26.3
1921	23,208,770	13,227,993	11,855,606	48,292,369	630,606	363,511	302,147	1,297,264	2,686	48.6	28.1	23.3

**A COMPARATIVE TABLE SHOWING TOTAL ASSESSED VALUE OF REAL ESTATE, PERSONAL PROPERTY AND PUBLIC UTILITY PROPERTY, TAXES LEVIED AND PER CENT. ON EACH CLASS, AND THE TOTAL AVERAGE RATE OF LEVY, FOR THE YEARS 1904 TO 1921, INCLUSIVE  
GILMER COUNTY**

YEAR	Assessed Value of Property				Taxes Levied				Total Average Rate of Levy on the \$100 Valuation	Per Cent. of Taxes Levied		
	Real Estate	Personal	Public Utility	Total	On Real Estate	On Personal Property	On Public Utility Property	On Total		On Real Estate	On Personal Property	On Public Utility Property
1904	\$ 905,197	938,379	\$	1,843,476	19,599	19,853	\$	39,362	2,135	40.6	50.4	
1905	934,977	1,059,814		1,994,791	18,201	20,607		38,808	1,945	46.9	53.1	
1906	3,869,931	1,583,798	192,715	5,646,444	37,867	15,534	1,880	55,281	979	68.5	28.1	3.4
1907	4,000,466	1,405,247	431,225	5,836,938	32,972	11,600	3,562	48,134	895	68.5	24.1	7.4
1908	4,052,084	1,503,944	478,672	6,036,700	35,430	13,131	4,166	52,726	873	67.2	24.9	7.9
1909	4,564,892	1,690,273	610,538	6,865,703	37,459	13,975	4,969	56,403	822	66.4	24.8	8.8
1910	4,501,144	1,771,189	773,164	7,135,497	34,086	13,506	5,785	53,377	748	63.9	25.3	10.8
1911	4,718,240	1,758,178	756,054	7,232,472	37,351	14,035	6,049	57,435	704	65.0	24.4	10.6
1912	4,942,076	1,777,005	996,614	7,715,695	38,649	14,089	7,908	60,646	785	63.7	23.2	13.1
1913	6,156,981	2,088,368	1,016,344	9,261,693	43,268	15,428	7,087	65,783	713	65.8	23.5	10.7
1914	6,240,254	2,329,000	1,010,639	9,579,893	50,170	19,369	8,087	77,616	81	64.6	24.9	10.5
1915	6,445,355	2,305,300	901,618	9,652,273	69,228	25,569	9,750	104,547	1,083	66.2	24.5	9.3
1916	6,471,820	2,066,395	951,962	9,490,377	65,519	21,480	9,866	96,865	1,021	67.6	22.2	10.2
1917	6,488,640	2,195,702	1,341,912	10,026,254	74,911	25,598	15,864	116,403	1,163	64.3	22.0	13.7
1918	6,577,155	2,618,150	1,537,287	10,732,592	66,843	27,021	15,795	109,659	1,022	61.0	24.6	14.4
1919	6,794,393	3,115,650	1,573,800	11,483,843	85,526	39,573	20,034	145,133	1,264	58.9	27.3	13.8
1920	7,071,725	4,215,100	1,778,987	13,065,812	114,649	65,663	28,057	208,369	1,595	55.0	31.5	13.5
1921	7,486,635	6,378,625	2,050,058	15,915,318	129,709	99,477	34,444	263,650	1,656	49.2	37.7	13.1

A COMPARATIVE TABLE SHOWING TOTAL ASSESSED VALUE OF REAL ESTATE, PERSONAL PROPERTY AND PUBLIC UTILITY PROPERTY, TAXES LEVIED AND PER CENT. ON EACH CLASS, AND THE TOTAL AVERAGE RATE OF LEVY, FOR THE YEARS 1904 TO 1921, INCLUSIVE

GRANT COUNTY

YEAR	Assessed Value of Property				Taxes Levied			Total Average Rate of Levy on the \$100 Valuation	Per Cent. of Taxes Levied		
	Real Estate	Personal	Public Utility	Total	On Real Estate	On Personal Property	On Public Utility Property		On Real Estate	On Personal Property	On Public Utility Property
1904	\$ 1,795,228	549,226	184,762	2,529,216	25,398	7,692	2,551	1,396	71.3	21.6	7.1
1905	1,798,207	865,560	207,060	2,870,827	20,378	9,831	2,344	1,134	62.6	30.2	7.2
1906	2,462,135	1,239,934	1,014,468	4,716,537	19,844	9,998	8,173	806	52.2	26.3	21.5
1907	2,473,799	1,208,502	889,074	4,571,375	18,402	8,980	6,633	744	54.1	26.4	19.5
1908	2,497,556	1,224,550	906,164	4,628,270	17,820	8,712	6,468	713	54.0	26.4	19.6
1909	3,284,018	1,406,779	918,473	5,609,270	24,832	10,849	6,299	748	59.2	25.8	15.0
1910	3,400,455	1,431,344	884,381	5,716,180	28,694	11,251	7,101	823	61.0	23.9	15.1
1911	3,584,712	1,503,295	922,062	6,010,069	29,688	12,847	7,233	828	59.7	25.8	14.5
1912	3,640,515	1,588,078	859,784	6,088,377	29,626	13,159	6,805	815	59.7	26.5	13.8
1913	3,672,038	1,734,689	864,053	6,270,780	31,226	15,002	7,217	852	58.4	28.1	13.5
1914	3,746,144	1,872,956	813,594	6,432,694	37,405	19,090	7,923	1,002	58.1	29.6	12.3
1915	3,871,010	1,940,350	802,994	6,614,354	40,837	22,113	7,711	1,068	57.8	31.3	10.9
1916	3,847,305	1,950,500	707,808	6,505,163	43,010	23,821	7,214	1,147	58.4	31.9	9.7
1917	3,862,470	2,013,837	657,218	6,533,525	47,816	27,027	7,725	1,264	57.9	32.7	9.4
1918	3,985,225	2,289,414	614,601	6,889,240	46,736	28,567	6,864	1,193	56.8	34.8	8.4
1919	3,871,196	2,400,131	592,563	6,863,890	57,289	37,964	8,526	1,512	55.2	36.6	8.2
1920	3,962,528	2,611,178	568,266	7,141,972	60,400	42,685	8,123	1,557	54.3	38.4	7.3
1921	4,229,435	2,930,171	540,273	7,699,879	74,688	55,064	9,916	1,814	53.5	39.4	7.1

A COMPARATIVE TABLE SHOWING TOTAL ASSESSED VALUE OF REAL ESTATE, PERSONAL PROPERTY AND PUBLIC UTILITY PROPERTY, TAXES LEVIED AND PER CENT. ON EACH CLASS, AND THE TOTAL AVERAGE RATE OF LEVY, FOR THE YEARS 1904 TO 1921, INCLUSIVE  
GREENBRIER COUNTY

YEAR	Assessed Value of Property			Total	Taxes Levied			Of Total	Total Average Rate of Levy on the \$100 Valuation	Per Cent. of Taxes Levied		
	Real Estate	Personal	Public Utility		On Real Estate	On Personal Property	On Public Utility Property			On Real Estate	On Personal Property	On Public Utility Property
1904	\$ 4,594,296	1,889,684	688,963	7,172,973	72,834	32,217	11,557	116,608	1.555	62.5	27.6	9.9
1905	4,595,313	2,692,510	786,138	8,073,961	67,676	39,726	11,537	118,939	1.473	56.9	33.4	9.7
1906	8,601,492	3,434,651	3,699,979	15,736,122	65,133	25,958	27,983	119,074	.756	54.7	21.8	23.5
1907	10,574,234	3,649,130	3,915,301	18,138,665	78,583	27,093	29,115	134,791	743	58.3	20.1	21.6
1908	8,485,120	3,822,144	3,970,418	16,277,682	69,560	31,375	32,577	133,512	820	52.1	23.5	24.4
1909	9,261,302	4,361,583	3,931,733	17,554,618	78,900	40,216	33,376	152,492	869	51.7	26.4	21.9
1910	9,576,320	4,444,070	4,200,930	18,221,320	78,889	38,230	35,120	152,239	836	51.8	25.1	23.1
1911	9,678,763	4,410,859	3,988,337	18,077,959	83,297	39,849	35,508	158,654	877	52.5	25.1	22.4
1912	9,778,850	4,082,944	3,947,259	17,809,053	89,820	39,706	38,670	168,196	945	53.4	23.6	23.0
1913	10,610,650	4,246,170	3,874,836	18,731,656	108,574	45,510	42,582	196,666	1,050	55.2	23.1	21.7
1914	10,721,380	4,374,330	3,870,738	18,966,468	110,886	47,195	41,761	199,842	1,033	55.5	23.6	20.9
1915	10,602,995	4,233,525	3,860,411	18,696,931	131,296	54,933	49,398	235,627	1,260	53.7	23.3	21.0
1916	10,589,155	4,123,890	3,863,714	18,576,759	140,159	59,436	54,463	254,058	1,368	55.2	23.4	21.4
1917	10,818,910	4,539,275	3,760,305	19,118,490	165,685	72,100	63,266	301,051	1,574	55.0	24.0	21.0
1918	11,298,756	5,249,568	3,742,675	20,290,999	169,036	80,867	61,109	311,012	1,533	54.4	26.0	19.6
1919	11,371,015	5,472,380	3,814,743	20,658,138	235,657	115,270	84,978	435,905	2.11	54.1	26.4	19.5
1920	11,708,110	6,607,850	3,669,932	21,985,892	256,435	150,815	89,249	496,499	2.258	51.6	30.4	18.0
1921	15,729,705	6,132,245	3,684,945	25,546,895	331,185	139,010	89,756	553,951	2.167	59.8	25.1	15.1

A COMPARATIVE TABLE SHOWING TOTAL ASSESSED VALUE OF REAL ESTATE, PERSONAL PROPERTY AND PUBLIC UTILITY PROPERTY, TAXES LEVIED AND PER CENT. ON EACH CLASS, AND THE TOTAL AVERAGE RATE OF LEVY, FOR THE YEARS 1904 TO 1921, INCLUSIVE

HAMPSHIRE COUNTY

YEAR	Assessed Value of Property				Taxes Levied				Total Average Rate of Levy on the \$100 Valuation	Per Cent. of Taxes Levied		
	Real Estate	Personal	Public Utility	Total	On Real Estate	On Personal Property	On Public Utility Property	On Total		On Real Estate	On Personal Property	On Public Utility Property
1904	\$ 1,626,050	900,020	290,504	2,816,584	29,100	16,595	4,510	50,205	1.777	58.0	33.1	8.9
1905	1,624,910	1,263,067	241,771	3,229,388	22,929	17,822	4,824	45,605	1.412	50.3	39.1	10.6
1906	2,412,460	1,705,492	1,937,738	6,055,710	18,750	13,285	15,076	47,111	.778	39.8	28.2	32.0
1907	2,317,650	1,774,893	1,948,338	6,060,881	19,210	14,113	15,682	49,005	.705	39.2	28.8	32.0
1908	2,428,390	1,771,881	1,970,127	6,170,398	19,784	14,448	16,110	50,342	.816	39.3	28.7	32.0
1909	2,521,150	1,877,586	1,935,368	6,332,124	21,708	16,359	12,985	51,062	.800	42.5	32.0	25.5
1910	2,631,685	2,014,699	1,911,658	6,558,042	23,879	18,581	14,100	56,563	.863	43.2	32.0	24.9
1911	2,780,825	2,018,326	2,051,035	6,850,186	23,892	17,863	14,155	55,912	.919	42.7	32.0	25.3
1912	2,920,840	1,942,931	2,052,632	6,916,423	22,736	13,356	13,374	51,668	.747	44.0	29.7	26.3
1913	2,974,665	1,994,732	2,079,777	7,049,174	32,065	22,729	21,160	76,884	1.090	42.9	29.6	27.5
1914	3,026,160	1,974,868	2,134,677	7,135,705	32,066	21,661	20,146	73,883	1.053	43.4	29.3	27.3
1915	3,069,330	1,965,164	2,218,440	7,282,934	34,442	23,351	21,092	79,085	1.066	43.6	29.8	26.6
1916	3,089,760	2,023,690	2,401,418	7,514,868	34,789	24,251	22,761	81,821	1.089	42.5	29.6	27.9
1917	3,176,780	2,156,437	2,363,510	7,726,697	39,923	28,714	24,944	93,561	1.211	42.7	30.7	28.6
1918	3,215,140	2,297,902	2,792,120	8,305,162	41,218	31,063	29,392	101,673	1.224	40.5	30.6	28.9
1919	3,291,370	2,229,853	2,468,162	7,989,385	54,086	37,939	33,801	125,776	1.574	43.0	30.2	26.8
1920	3,482,190	2,391,912	2,478,471	8,352,573	68,356	46,825	44,123	161,283	1.931	42.4	30.3	27.3
1921	3,548,676	2,310,716	2,466,566	8,346,247	65,501	43,664	43,360	152,425	1.826	43.0	28.6	28.4



A COMPARATIVE TABLE SHOWING TOTAL ASSESSED VALUE OF REAL ESTATE, PERSONAL PROPERTY AND PUBLIC UTILITY PROPERTY, TAXES LEVIED AND PER CENT. ON EACH CLASS, AND THE TOTAL AVERAGE RATE OF LEVY, FOR THE YEARS 1904 TO 1921, INCLUSIVE

HANCOCK COUNTY

YEAR	Assessed Value of Property				Taxes Levied				Total Average Rate of Levy on the \$100 Valuation	Per Cent. of Taxes Levied		
	Real Estate	Personal	Public Utility	Total	On Real Estate	On Personal Property	On Public Utility Property	On Total		On Real Estate	On Personal Property	On Public Utility Property
1904	\$ 2,271,448	847,091	244,391	3,362,930	44,450	14,952	4,181	63,583	1.901	69.9	23.5	6.6
1905	2,322,116	1,235,853	437,892	3,995,861	38,181	20,306	7,229	65,716	1.645	58.1	20.9	11.0
1906	4,804,438	1,201,309	1,364,097	7,269,844	41,122	11,610	12,129	64,861	.885	63.4	17.9	18.7
1907	4,940,350	1,571,627	1,611,567	8,123,533	45,190	14,419	14,716	74,325	.915	60.8	19.4	19.8
1908	5,060,555	1,653,240	1,781,256	8,495,051	47,851	15,656	16,780	80,287	.935	59.6	19.5	20.9
1909	5,353,896	1,680,623	2,163,130	9,667,449	54,744	16,299	19,629	90,672	.918	60.4	18.0	21.6
1910	6,033,782	1,610,887	2,348,798	10,003,287	55,714	15,146	20,576	91,436	.912	60.9	16.6	22.5
1911	6,482,752	1,847,701	2,681,316	11,211,859	53,794	15,413	21,168	89,933	.903	59.3	17.1	23.6
1912	6,754,102	2,077,254	2,965,969	11,827,315	56,361	17,205	21,780	95,349	.891	59.1	18.0	22.9
1913	6,877,917	2,214,311	3,093,784	12,185,412	70,264	22,587	28,256	121,107	.995	58.1	18.6	23.3
1914	7,353,456	2,138,463	3,152,931	12,824,850	85,899	24,075	32,567	142,541	1.111	60.1	16.9	23.0
1915	7,697,850	2,119,593	3,077,068	12,894,211	84,813	26,327	35,786	156,928	1.222	60.4	16.8	22.8
1916	7,764,935	2,219,175	2,280,503	12,214,613	110,264	31,633	30,918	172,815	1.415	63.7	18.3	18.0
1917	8,146,635	2,437,020	2,287,400	12,870,055	117,339	35,076	32,080	184,495	1.433	63.6	19.0	17.4
1918	8,373,860	2,772,860	2,217,063	13,363,723	121,201	39,612	30,865	191,618	1.434	63.3	20.7	16.0
1919	8,806,010	2,684,370	2,272,627	13,963,007	158,041	52,284	38,458	248,763	1.782	63.5	21.0	15.5
1920	10,207,735	3,782,420	2,254,775	16,214,930	226,800	83,533	46,887	356,920	2.201	63.5	23.4	13.1
1921	11,740,070	3,776,430	2,479,037	17,995,537	294,865	94,776	60,579	450,160	2.502	65.5	21.0	13.5

A COMPARATIVE TABLE SHOWING TOTAL ASSESSED VALUE OF REAL ESTATE, PERSONAL PROPERTY AND PUBLIC UTILITY PROPERTY, TAXES LEVIED AND PER CENT. ON EACH CLASS, AND THE TOTAL AVERAGE RATE OF LEVY, FOR THE YEARS 1904 TO 1921, INCLUSIVE  
HARDY COUNTY

YEAR	Assessed Value of Property				Taxes Levied				Total Average Rate of Levy on the \$100 Valuation	Per Cent. of Taxes Levied		
	Real Estate	Personal	Public Utility	Total	On Real Estate	On Personal Property	On Public Utility Property	On Total		On Real Estate	On Personal Property	On Public Utility Property
1904	\$ 1,774,141	918,023		2,692,164	19,625	10,672		30,297	1.13	64.8		35.2
1905	1,784,812	1,291,319		3,076,131	17,843	12,921		30,764	1.00	58.0		42.0
1906	2,441,125	1,569,387	4,414	4,014,969	16,961	10,907	28	27,896	.695	60.8		39.1
1907	2,459,730	1,616,323	6,296	4,082,349	19,309	12,702	64	32,075	.785	60.2		39.6
1908	2,466,757	1,706,438	7,020	4,180,215	21,450	14,833	73	36,356	.87	59.0		40.8
1909	2,725,832	1,804,358	5,751	4,535,941	25,832	17,667	90	43,589	.961	59.3		40.5
1910	3,075,500	2,060,139	5,378	5,141,017	25,535	17,112	46	42,693	.834	59.8		40.1
1911	2,912,080	2,063,908	212,828	5,188,816	26,794	19,263	1,918	47,965	.924	55.9		44.0
1912	2,970,550	2,054,860	242,046	5,267,465	25,464	17,970	1,984	45,418	.862	56.1		39.6
1913	3,008,320	2,147,224	214,126	5,369,670	28,940	21,019	1,995	51,954	.965	55.7		40.5
1914	3,031,165	2,349,548	213,761	5,594,474	33,556	26,094	2,442	62,092	1.11	54.1		42.0
1915	3,012,225	2,461,246	305,066	5,778,537	32,311	26,710	3,290	62,311	1.078	51.9		42.9
1916	3,011,765	2,453,054	303,921	5,768,740	34,200	28,268	3,528	65,994	1.144	51.8		42.8
1917	3,008,795	2,663,328	292,306	5,964,429	33,604	29,986	3,257	66,847	1.121	50.3		44.9
1918	3,030,535	2,944,821	291,573	6,266,929	23,037	31,885	2,965	66,867	1.067	47.9		47.7
1919	3,067,925	3,028,275	291,454	6,387,654	48,217	48,210	4,448	100,875	1.579	47.8		47.8
1920	3,194,525	3,272,910	296,728	6,764,163	56,025	58,593	5,043	119,661	1.769	46.8		49.0
1921	3,276,595	3,067,840	296,794	6,641,229	55,632	52,942	4,863	113,437	1.717	49.0		46.7

A COMPARATIVE TABLE SHOWING TOTAL ASSESSED VALUE OF REAL ESTATE, PERSONAL PROPERTY AND PUBLIC UTILITY PROPERTY, TAXES LEVIED AND PER CENT. ON EACH CLASS, AND THE TOTAL AVERAGE RATE OF LEVY, FOR THE YEARS 1904 TO 1921, INCLUSIVE

HARRISON COUNTY

YEAR	Assessed Value of Property				Taxes Levied			Total Average Rate of Levy on the \$100 Valuation	Per Cent. of Taxes Levied		
	Real Estate	Personal	Public Utility	Total	On Real Estate	On Personal Property	On Public Utility Property		On Real Estate	On Personal Property	On Public Utility Property
1904.....	\$ 7,926,303	4,082,365	968,993	12,997,661	182,235	83,500	19,933	2,045	61.1	31.4	7.6
1905.....	8,094,010	6,249,229	1,130,978	17,473,917	121,881	124,260	17,110	243,341	48.3	47.2	6.6
1906.....	29,681,710	11,822,085	9,345,295	50,849,090	189,476	67,336	53,386	290,197	58.4	23.2	18.4
1907.....	29,978,470	12,217,900	12,021,272	54,215,642	197,066	80,425	79,323	357,443	55.3	22.6	22.2
1908.....	30,556,740	12,776,975	14,207,948	57,541,663	225,723	94,370	104,997	425,090	53.1	22.3	24.7
1909.....	32,991,722	13,415,042	13,433,613	59,840,377	249,262	105,491	96,391	451,144	55.3	22.4	21.3
1910.....	34,630,501	16,325,955	17,038,574	67,995,030	275,593	133,404	124,560	533,557	51.7	26.0	23.3
1911.....	36,607,357	16,184,530	17,568,759	70,380,646	289,577	135,968	119,871	545,316	53.1	24.9	22.0
1912.....	37,971,625	16,279,696	18,658,612	72,909,933	329,887	146,138	150,263	623,288	52.4	23.6	24.1
1913.....	38,934,775	17,501,415	20,185,282	76,621,472	363,806	169,446	180,843	714,115	50.9	23.8	25.3
1914.....	39,639,565	19,393,685	22,428,381	81,661,631	417,518	213,365	218,653	847,536	49.3	24.9	25.8
1915.....	40,554,770	19,940,045	22,540,874	83,035,689	506,068	266,967	239,562	1,012,597	50.0	26.4	23.6
1916.....	41,481,410	19,939,970	24,207,598	85,628,978	491,368	250,295	250,896	992,559	49.5	25.2	25.3
1917.....	42,486,480	22,288,090	25,709,809	90,484,379	568,543	314,232	301,447	1,184,221	48.0	26.5	25.5
1918.....	44,999,500	25,745,970	25,394,736	96,040,206	637,788	381,338	323,206	1,342,534	47.5	26.4	24.1
1919.....	46,675,160	26,387,030	25,788,008	98,850,198	929,899	538,392	488,432	1,956,723	47.5	27.5	25.0
1920.....	48,537,680	29,328,220	23,975,057	103,840,957	1,180,631	728,785	587,927	2,494,343	47.3	29.1	23.6
1921.....	50,182,770	29,735,590	26,445,261	106,363,621	1,187,188	728,971	536,807	2,453,966	48.4	29.7	21.9

A COMPARATIVE TABLE SHOWING TOTAL ASSESSED VALUE OF REAL ESTATE, PERSONAL PROPERTY AND PUBLIC UTILITY PROPERTY, TAXES LEVIED AND PER CENT. ON EACH CLASS, AND THE TOTAL AVERAGE RATE OF LEVY, FOR THE YEARS 1904 TO 1921, INCLUSIVE

JACKSON COUNTY

YEAR	Assessed Value of Property				Total	Taxes Levied				Total Average Rate of Levy on the \$100 Valuation	Per Cent. of Taxes Levied		
	Real Estate	Personal	Public Utility			On Real Estate	On Personal Property	On Public Utility Property	On Total		On Real Estate	On Personal Property	On Public Utility Property
1904	\$ 2,660,420	\$ 938,995	\$ 310,002		\$ 3,909,417	\$ 62,360	\$ 22,598	\$ 6,674	\$ 91,641	2.335	68.1	24.6	7.3
1905	2,663,445	1,263,420	364,460		4,291,324	54,065	26,022	7,523	88,510	2.062	62.1	20.4	8.5
1906	4,037,200	1,480,105	2,371,323		7,888,628	43,125	15,835	25,268	84,228	1.077	51.2	18.8	30.0
1907	4,036,443	1,573,110	2,438,586		8,048,139	39,438	15,320	23,804	78,562	0.976	50.2	19.5	30.3
1908	4,061,642	1,744,875	2,434,013		8,240,530	40,681	17,404	24,342	82,517	1.004	49.3	21.2	29.5
1909	4,171,620	1,801,325	2,368,870		8,401,815	42,125	19,302	22,316	83,745	0.996	50.3	23.0	26.7
1910	4,152,813	2,115,310	2,767,557		9,035,680	42,666	21,762	26,946	91,374	1.011	46.7	23.8	29.5
1911	4,211,600	2,189,945	2,784,975		9,186,520	39,916	21,270	24,873	86,060	0.940	46.4	24.7	28.9
1912	4,239,370	2,006,365	2,907,694		9,213,729	39,485	19,799	26,214	85,478	0.927	46.2	23.2	30.6
1913	4,684,300	2,280,050	3,001,111		9,965,461	44,549	22,773	26,421	93,743	0.941	47.5	24.3	28.2
1914	5,042,375	2,556,205	2,860,859		10,459,439	53,070	27,514	35,154	106,038	1.043	48.7	25.5	25.8
1915	5,068,085	2,471,870	2,782,160		10,322,115	69,164	34,719	35,828	139,711	1.352	49.5	24.9	25.6
1916	5,076,040	2,338,465	2,726,954		10,141,460	70,125	33,715	34,305	138,154	1.362	50.8	24.4	24.8
1917	5,214,200	2,942,780	2,802,264		10,959,244	85,495	49,671	42,718	177,884	1.623	48.1	27.9	24.0
1918	5,315,200	3,114,300	2,939,147		11,368,647	87,234	52,448	44,547	184,229	1.621	47.4	28.6	24.1
1919	5,466,081	3,143,435	2,986,213		11,605,739	100,257	60,531	48,478	209,266	1.803	47.9	28.9	23.2
1920	5,537,090	3,418,972	3,031,159		11,987,221	116,862	74,668	55,522	247,079	2.061	47.3	30.2	22.5
1921	5,878,366	3,391,205	3,194,067		12,463,637	119,585	71,088	55,676	246,349	1.977	46.5	28.9	22.6

A COMPARATIVE TABLE SHOWING TOTAL ASSESSED VALUE OF REAL ESTATE, PERSONAL PROPERTY AND PUBLIC UTILITY PROPERTY, TAXES LEVIED AND PER CENT. ON EACH CLASS AND THE TOTAL AVERAGE RATE OF LEVY, FOR THE YEARS 1904 TO 1921, INCLUSIVE

JEFFERSON COUNTY

YEAR	Assessed Value of Property				Total	Taxes Levied			On Total	Total Average Rate of Levy on the \$100 Valuation	Per Cent. of Taxes Levied		
	Real Estate	Personal	Public Utility	Total		On Real Estate	On Personal Property	On Public Utility Property			On Real Estate	On Personal Property	On Public Utility Property
1904.....	\$ 4,144,965	1,832,271	648,774	6,626,010	66,812	30,453	10,076	107,341	1.620	62.2	28.4	9.4	
1905.....	4,172,442	2,231,429	743,627	7,147,498	57,737	30,846	10,281	98,864	1.383	58.4	31.2	10.4	
1906.....	6,865,401	2,886,890	3,906,512	13,458,903	51,727	20,285	29,413	101,425	1.753	51.0	20.0	29.0	
1907.....	6,896,304	2,916,777	3,875,676	13,688,757	52,200	22,061	29,311	103,572	756	50.4	21.3	28.3	
1908.....	7,042,837	3,056,488	3,907,126	14,006,451	57,114	24,753	31,679	113,546	811	50.3	21.8	27.9	
1909.....	7,582,989	3,406,577	3,707,303	14,796,859	60,085	26,930	29,126	116,141	787	51.7	23.2	25.1	
1910.....	7,748,457	3,342,833	3,706,497	14,797,787	60,968	27,673	28,765	117,406	793	51.9	23.6	24.5	
1911.....	7,895,622	3,521,521	3,654,693	15,071,836	65,215	31,199	30,259	126,673	840	51.5	24.6	23.9	
1912.....	8,105,005	3,489,673	3,598,141	15,192,819	70,558	32,485	31,692	134,735	887	52.4	24.1	23.5	
1913.....	8,242,606	4,052,270	3,645,851	15,940,727	73,482	38,468	33,451	145,401	912	50.5	26.5	23.0	
1914.....	8,149,962	4,504,528	3,915,840	16,570,330	74,059	44,624	36,653	155,336	938	47.7	28.7	23.6	
1915.....	8,289,765	4,007,435	3,989,529	16,286,729	83,625	42,295	40,208	166,128	1,020	50.3	25.5	24.2	
1916.....	8,402,448	4,134,955	3,996,092	16,533,495	77,557	39,909	38,194	155,660	941	49.8	25.6	24.6	
1917.....	8,434,622	4,593,913	3,993,310	17,022,145	95,605	53,574	45,941	195,120	1,146	49.0	27.5	23.5	
1918.....	8,512,200	4,989,528	4,025,731	17,527,459	86,092	52,584	40,741	179,417	1,024	48.0	29.3	22.7	
1919.....	8,647,479	5,272,421	4,027,223	17,947,123	128,909	80,733	62,504	272,146	1,516	47.4	29.7	22.9	
1920.....	8,749,067	5,725,117	4,102,659	18,576,843	147,675	99,453	70,959	318,087	1,712	46.4	31.3	22.3	
1921.....	8,914,478	6,256,790	4,404,787	19,576,055	135,896	100,558	68,775	305,229	1,559	44.5	33.0	22.5	

A COMPARATIVE TABLE SHOWING TOTAL ASSESSED VALUE OF REAL ESTATE, PERSONAL PROPERTY AND PUBLIC UTILITY PROPERTY, TAXES LEVIED AND PER CENT. ON EACH CLASS, AND THE TOTAL AVERAGE RATE OF LEVY, FOR THE YEARS 1904 TO 1921, INCLUSIVE.

KANAWHA COUNTY

YEAR	Assessed Value of Property				Total	Taxes Levied				Total Average Rate of Levy on the \$100 Valuation	Per Cent. of Taxes Levied		
	Real Estate	Personal	Public Utility	Total		On Real Estate	On Personal Property	On Public Utility Property	On Total		On Real Estate	On Personal Property	On Public Utility Property
1904	\$ 7,091,400	\$ 3,074,600	\$ 1,747,220	\$ 11,913,220	\$ 175,393	\$ 75,354	\$ 43,063	\$ 283,810	2.465	59.7	25.6	14.7	
1905	7,306,810	5,337,455	2,308,357	14,952,622	152,542	111,365	48,040	311,947	2.086	48.9	35.7	15.4	
1906	28,847,230	11,696,960	10,068,049	50,612,259	206,080	83,516	71,947	361,543	.715	57.0	23.1	19.9	
1907	29,653,600	10,533,820	12,797,768	52,985,188	343,824	118,982	144,094	597,900	1.128	56.0	19.9	24.1	
1908	30,173,550	11,600,210	13,660,350	55,434,110	322,169	123,774	146,270	592,223	1.068	54.4	20.9	24.7	
1909	32,492,950	11,048,230	13,869,166	57,410,346	392,860	141,431	136,029	670,320	1.167	58.6	21.1	20.3	
1910	33,049,300	11,210,500	14,533,033	58,792,833	390,316	135,514	140,480	666,310	1.133	58.6	20.3	21.1	
1911	33,621,810	11,283,330	15,015,787	59,920,927	382,430	135,313	137,481	655,224	1.093	58.3	20.7	21.0	
1912	34,187,770	11,124,540	16,438,308	61,750,618	384,645	128,593	146,176	659,414	1.068	58.3	19.5	22.2	
1913	39,482,735	14,180,930	20,711,819	74,375,484	491,317	173,696	194,482	859,495	1.155	57.2	20.2	22.6	
1914	38,981,220	16,438,760	20,188,078	75,608,058	540,886	223,257	224,736	988,879	1.309	54.7	22.6	22.7	
1915	40,433,190	14,609,600	21,889,018	76,931,808	704,582	250,160	301,923	1,256,665	1.633	56.1	19.9	24.0	
1916	41,013,280	15,911,710	21,028,105	78,033,095	653,164	251,239	290,184	1,194,587	1.531	54.7	21.0	24.3	
1917	46,987,730	20,102,330	22,540,285	91,430,345	867,598	335,287	380,916	1,570,802	1.718	55.2	22.4	22.4	
1918	52,160,700	23,606,190	25,441,857	103,208,747	1,037,825	507,293	436,922	1,862,040	1.920	52.4	23.6	22.0	
1919	55,987,720	25,792,560	26,790,771	108,581,051	1,426,333	658,920	642,678	2,737,931	2.512	52.3	24.2	23.5	
1920	58,927,960	30,285,480	27,968,696	117,180,166	1,741,167	899,462	758,102	3,398,731	2.892	51.4	23.2	22.1	
1921	61,763,820	30,143,919	30,038,712	121,960,461	1,866,322	913,039	649,963	3,619,354	2.967	51.3	23.2	22.5	

**A COMPARATIVE TABLE SHOWING TOTAL ASSESSED VALUE OF REAL ESTATE, PERSONAL PROPERTY AND PUBLIC UTILITY PROPERTY, TAXES LEVIED AND PER CENT. ON EACH CLASS, AND THE TOTAL AVERAGE RATE OF LEVY, FOR THE YEARS 1904 TO 1921, INCLUSIVE**  
**LEWIS COUNTY**

YEAR	Assessed Value of Property			Total	Taxes Levied				Total Average Rate of Levy on the \$100 Valuation	Per Cent. of Taxes Levied		
	Real Estate	Personal	Public Utility		On Real Estate	On Personal Property	On Public Utility Property	On Total		On Real Estate	On Personal Property	On Public Utility Property
1904	\$ 3,257,517	1,753,010	249,434	5,259,961	56,898	32,374	4,280	93,552	1.778	60.8	34.6	4.6
1905	3,317,181	3,451,198	297,732	7,156,111	46,272	49,470	4,197	99,939	1.396	46.3	49.5	4.2
1906	8,390,868	4,030,767	3,735,845	16,157,480	48,319	23,275	21,507	93,101	.376	51.9	25.0	23.1
1907	8,867,148	4,379,912	4,443,009	17,690,069	59,273	29,341	29,695	118,309	668	50.1	24.8	25.1
1908	8,918,624	4,524,586	5,675,322	19,128,532	55,108	28,027	35,123	118,258	618	46.6	23.7	29.7
1909	8,762,606	4,179,108	5,307,593	18,249,307	66,660	31,140	32,663	130,463	715	51.1	23.9	25.0
1910	9,900,660	4,513,880	6,496,576	20,911,116	68,647	34,870	39,052	142,578	682	48.1	24.5	27.4
1911	10,113,565	4,444,520	6,897,171	21,455,256	65,265	31,083	36,951	133,299	621	49.0	23.3	27.7
1912	10,685,983	5,021,045	8,486,557	24,193,587	74,350	38,247	46,279	158,876	637	46.8	24.1	29.1
1913	11,676,600	5,860,410	10,343,076	27,880,086	98,871	52,781	70,708	222,358	800	44.5	23.7	31.8
1914	11,907,969	6,280,460	11,843,820	30,032,188	99,303	56,094	81,309	237,306	790	42.1	23.6	34.3
1915	12,193,635	6,251,185	12,661,486	31,106,306	128,004	70,510	109,462	307,976	980	41.6	22.9	35.5
1916	12,294,070	6,253,835	13,392,396	31,920,301	119,894	66,669	104,882	291,445	913	41.1	22.9	36.0
1917	13,067,400	6,876,875	14,149,402	34,093,677	131,277	73,821	114,375	219,473	937	41.0	23.2	35.8
1918	13,179,480	7,569,130	14,045,199	34,793,809	112,000	69,475	89,410	270,885	779	41.4	25.6	33.0
1919	13,322,130	7,880,600	14,047,416	35,250,146	177,129	113,918	135,016	426,063	1,209	41.6	26.7	31.7
1920	13,790,220	8,524,610	13,962,337	36,277,167	207,441	136,974	160,026	504,441	1,391	41.1	27.2	31.7
1921	18,299,000	8,931,170	13,631,580	40,861,750	290,276	144,254	170,537	605,067	1,481	48.0	23.8	28.2

A COMPARATIVE TABLE SHOWING TOTAL ASSESSED VALUE OF REAL ESTATE, PERSONAL PROPERTY AND PUBLIC UTILITY PROPERTY, TAXES LEVIED AND PER CENT. ON EACH CLASS, AND THE TOTAL AVERAGE RATE OF LEVY, FOR THE YEARS 1904 TO 1921. INCLUSIVE  
LINCOLN COUNTY

YEAR	Assessed Value of Property				Taxes Levied				Total Average Rate of Levy on the \$100 Valuation			Per Cent. of Taxes Levied			
	Real Estate	Personal	Public Utility	Total	On Real Estate	On Personal Property	On Public Utility Property	On Total	Total	On Real Estate	On Personal Property	On Public Utility Property	On Real Estate	On Personal Property	On Public Utility Property
1904	\$ 1,174,629	538,395	69,347	1,782,371	25,904	11,873	1,525	39,301	\$ 2,207	65.9	30.2	3.9	65.9	30.2	3.9
1905	1,217,825	889,019	184,510	2,241,354	21,888	16,003	2,419	40,310	1,708	54.3	39.7	6.0	54.3	39.7	6.0
1906	2,675,397	848,521	984,172	4,470,090	23,914	7,571	8,572	40,057	885	59.7	18.9	21.4	59.7	18.9	21.4
1907	2,822,993	1,003,131	1,081,817	4,907,431	27,003	9,637	10,331	46,981	956	57.5	20.5	22.0	57.5	20.5	22.0
1908	2,852,855	1,313,532	1,255,918	5,362,405	25,776	11,859	11,369	49,004	904	52.6	24.2	23.2	52.6	24.2	23.2
1909	3,351,080	3,375,119	1,854,412	9,380,611	33,446	30,715	15,761	79,922	832	41.8	38.5	19.7	41.8	38.5	19.7
1910	4,807,147	5,183,820	3,532,259	13,523,226	42,983	33,450	29,178	105,601	780	40.7	31.7	27.6	40.7	31.7	27.6
1911	4,890,914	4,563,190	4,017,238	13,471,342	49,032	42,592	39,218	130,842	971	37.5	32.6	29.9	37.5	32.6	29.9
1912	4,827,361	4,363,810	4,202,089	13,393,260	43,287	37,873	37,573	118,743	887	36.5	31.9	31.6	36.5	31.9	31.6
1913	4,953,686	4,186,644	4,104,559	13,245,189	57,650	48,261	48,531	154,442	1,066	37.3	31.5	31.2	37.3	31.5	31.2
1914	4,953,106	4,269,997	4,163,390	13,386,593	50,810	47,545	42,736	141,091	1,054	36.0	33.7	30.3	36.0	33.7	30.3
1915	5,039,361	4,160,772	4,074,030	13,274,163	57,602	51,962	45,947	155,211	1,169	37.1	33.5	29.4	37.1	33.5	29.4
1916	5,167,405	4,679,688	4,343,918	14,190,991	57,665	53,675	47,938	159,278	1,122	36.2	33.7	30.1	36.2	33.7	30.1
1917	5,388,598	5,214,563	4,946,386	15,549,547	81,801	81,758	74,500	238,309	1,533	34.3	34.3	31.4	34.3	34.3	31.4
1918	5,777,741	5,207,900	6,275,485	17,261,126	86,098	80,625	92,786	259,509	1,503	33.2	31.1	35.7	33.2	31.1	35.7
1919	5,060,652	5,901,415	6,341,022	17,303,089	102,989	105,189	115,869	324,047	1,81	31.8	32.5	35.7	31.8	32.5	35.7
1920	6,031,756	6,447,137	6,462,907	18,941,800	114,404	123,810	119,171	357,385	1,887	32.0	34.6	33.8	32.0	34.6	33.8
1921	6,559,145	5,649,485	7,178,269	19,386,909	130,344	113,108	142,012	385,524	1,989	33.8	29.4	36.4	33.8	29.4	36.4



A COMPARATIVE TABLE SHOWING TOTAL ASSESSED VALUE OF REAL ESTATE, PERSONAL PROPERTY AND PUBLIC UTILITY PROPERTY, TAXES LEVIED AND PER CENT. ON EACH CLASS, AND THE TOTAL AVERAGE RATE OF LEVY, FOR THE YEARS 1904 TO 1921, INCLUSIVE  
LOGAN COUNTY

YEAR	Assessed Value of Property				Total	Taxes Levied			Total Average Rate of Levy on the \$100 Valuation	Per Cent. of Taxes Levied		
	Real Estate	Personal	Public Utility			On Real Estate	On Personal Property	On Public Utility Property		On Real Estate	On Personal Property	On Public Utility Property
1904	\$ 1,021,478	329,327		\$ 1,350,805	15,316	5,075		20,391	75.1	24.9	0.0	
1905	1,108,019	984,567	80,157	2,142,743	17,282	14,909	1,237	33,428	51.7	44.6	3.7	
1906	6,756,597	1,200,090	558,685	8,515,372	31,616	5,615	2,588	39,819	79.4	14.1	6.5	
1907	6,981,157	1,305,313	710,257	8,997,727	62,183	11,604	6,242	80,029	77.7	14.5	7.8	
1908	7,113,613	1,322,417	792,650	9,228,680	50,275	9,325	5,608	65,208	77.1	14.3	8.6	
1909	7,919,011	1,544,548	965,502	10,429,059	62,758	14,083	7,929	84,770	74.0	16.6	9.4	
1910	8,676,400	1,982,047	1,029,908	11,688,255	67,128	16,465	8,331	91,924	73.0	17.9	9.1	
1911	9,181,360	1,894,356	1,041,783	12,117,499	70,028	15,625	8,489	94,142	74.4	16.6	9.0	
1912	9,627,656	2,221,662	1,109,636	12,958,954	79,106	20,338	9,315	108,759	72.7	18.7	8.6	
1913	12,843,531	2,826,287	1,507,941	17,177,759	104,781	25,145	12,537	142,463	73.5	17.7	8.8	
1914	14,858,797	3,471,759	1,863,003	20,203,559	139,226	33,546	17,777	190,035	73.3	17.7	9.0	
1915	12,636,244	3,612,594	2,127,378	18,376,216	145,097	43,693	24,126	212,916	68.1	20.5	11.4	
1916	12,988,812	3,897,402	2,511,917	19,398,131	149,486	47,858	28,700	226,044	66.1	21.2	12.7	
1917	14,239,659	4,944,542	2,863,461	22,077,662	176,509	64,558	35,211	276,278	63.9	23.4	12.7	
1918	14,373,112	6,195,062	3,302,709	23,870,883	192,719	86,469	43,232	322,420	59.8	26.8	13.4	
1919	14,663,462	7,743,809	3,701,480	25,108,751	351,435	166,401	86,756	604,592	58.1	27.5	14.4	
1920	14,744,357	8,479,671	4,049,298	26,673,326	457,145	245,520	124,336	830,001	3.112	29.9	15.0	
1921	15,234,950	8,733,338	4,490,422	28,468,710	503,190	293,780	146,166	943,135	53.4	31.1	15.5	

A COMPARATIVE TABLE SHOWING TOTAL ASSESSED VALUE OF REAL ESTATE, PERSONAL PROPERTY AND PUBLIC UTILITY PROPERTY, TAXES LEVIED AND PER CENT. ON EACH CLASS, AND THE TOTAL AVERAGE RATE OF LEVY, FOR THE YEARS 1904 TO 1921, INCLUSIVE

MARION COUNTY

YEAR	Assessed Value of Property			Taxes Levied			Total Average Rate of Levy on the \$100 Valuation	Per Cent. of Taxes Levied			
	Real Estate	Personal	Public Utility	Total	On Real Estate	On Personal Property		On Public Utility Property	On Real Estate	On Personal Property	On Public Utility Property
1904	\$ 7,271,760	4,068,898	1,156,152	12,436,810	171,590	95,332	23,426	290,348	59.1	32.8	8.1
1905	7,376,580	5,896,838	1,294,480	14,567,898	147,763	118,269	25,989	292,021	50.6	40.5	8.9
1906	24,190,899	9,234,749	9,604,459	43,030,107	169,101	64,692	67,098	300,891	56.2	21.5	22.3
1907	24,576,465	10,034,514	14,648,977	49,259,956	176,006	71,955	104,757	352,718	49.9	20.4	29.7
1908	24,852,350	9,617,090	13,894,335	48,363,775	186,808	72,325	104,307	363,440	51.4	19.9	28.7
1909	30,670,715	10,478,105	14,580,763	55,729,583	286,684	100,359	108,436	495,479	57.9	20.2	21.9
1910	33,405,795	10,600,405	16,071,605	60,077,805	276,146	96,399	114,143	486,688	56.7	19.8	23.5
1911	34,585,270	10,767,585	16,537,589	61,890,444	297,861	100,113	126,073	524,047	56.8	19.1	24.1
1912	35,579,455	11,000,440	16,775,778	63,355,673	304,746	103,100	122,725	530,571	57.4	19.4	23.2
1913	36,746,135	11,348,129	17,188,509	65,282,773	394,275	133,068	156,293	683,636	57.7	19.5	22.8
1914	37,071,385	11,862,003	17,670,503	66,603,891	386,791	135,950	154,876	677,617	57.1	20.1	22.8
1915	37,168,005	11,896,976	17,401,150	66,466,131	501,204	174,259	201,973	877,446	57.1	19.9	23.0
1916	37,372,880	11,393,063	17,912,025	66,677,968	483,743	160,873	197,446	842,062	57.4	19.1	23.5
1917	37,607,720	12,755,680	18,609,508	68,972,908	583,074	208,425	261,479	1,052,978	55.4	19.8	24.8
1918	40,352,879	13,809,465	18,565,494	72,727,838	625,541	223,562	258,159	1,107,262	56.5	20.1	23.3
1919	40,653,805	13,905,311	19,222,564	73,781,680	766,423	275,953	326,013	1,368,389	56.0	10.2	23.8
1920	41,418,615	16,232,540	18,707,434	76,358,589	978,779	397,105	393,655	1,769,539	55.3	22.4	22.3
1921	43,781,446	18,843,287	19,925,873	82,550,606	1,121,400	501,513	464,504	2,087,417	53.7	24.0	22.3

A COMPARATIVE TABLE SHOWING TOTAL ASSESSED VALUE OF REAL ESTATE, PERSONAL PROPERTY AND PUBLIC UTILITY PROPERTY, TAXES LEVIED AND PER CENT. ON EACH CLASS, AND THE TOTAL AVERAGE RATE OF LEVY, FOR THE YEARS 1904 TO 1921, INCLUSIVE  
MARSHALL COUNTY

YEAR	Assessed Value of Property				Taxes Levied			Total Average Rate of Levy on the \$100 Valuation	Per Cent. of Taxes Levied		
	Real Estate	Personal	Public Utility	Total	On Real Estate	On Personal Property	On Public Utility Property		On Real Estate	On Personal Property	On Public Utility Property
1904	\$ 5,764,070	2,479,150	1,393,631	9,636,851	\$ 127,915	\$ 56,282	\$ 29,825	2,220	59.8	26.3	13.9
1905	5,877,390	3,551,690	1,363,720	10,792,800	113,269	68,377	26,187	1,926	54.5	32.9	12.6
1906	18,989,380	4,849,760	9,831,333	33,670,473	132,909	33,934	68,812	1,700	56.4	14.4	29.2
1907	18,997,660	5,899,488	11,768,113	36,665,161	134,159	41,698	83,137	706	51.8	16.1	32.1
1908	19,227,280	6,159,481	11,425,355	36,812,116	139,995	44,702	82,990	727	52.3	16.7	31.0
1909	21,982,975	6,783,850	11,166,045	39,932,870	171,462	55,892	79,007	767	56.0	18.2	25.8
1910	22,188,490	6,642,507	12,062,737	40,991,734	176,632	58,235	84,852	782	55.2	18.2	26.6
1911	22,199,135	6,320,230	12,434,721	40,954,086	184,627	58,554	87,130	802	56.2	17.2	26.6
1912	22,288,225	6,011,030	11,858,774	40,158,029	196,216	55,932	88,442	849	57.6	16.4	26.0
1913	23,528,980	6,446,074	12,105,366	42,080,420	217,226	64,756	98,149	903	57.1	17.1	26.8
1914	23,714,330	6,712,930	12,111,231	42,538,491	231,449	69,949	87,341	968	56.8	17.2	26.0
1915	24,063,700	6,613,628	11,993,278	42,670,606	251,657	73,500	113,326	1,028	57.6	16.8	25.8
1916	24,219,400	7,087,524	11,797,957	43,104,901	250,090	70,169	110,152	1,019	56.9	18.0	25.1
1917	24,512,700	8,088,700	12,326,827	44,928,227	279,080	98,591	126,063	1,130	55.8	19.6	24.9
1918	25,086,030	9,406,130	12,702,101	47,194,261	291,437	116,827	128,045	1,141	54.1	22.1	23.8
1919	25,191,770	10,423,180	12,654,493	48,269,443	344,780	157,414	158,799	1,365	59.3	23.9	23.8
1920	25,473,560	10,780,170	12,861,072	49,114,802	379,708	219,591	224,212	1,479	61.9	23.9	24.3
1921	27,624,260	12,439,510	12,714,466	52,778,236	511,018	289,546	216,924	1,803	61.3	25.5	22.2

A COMPARATIVE TABLE SHOWING TOTAL ASSESSED VALUE OF REAL ESTATE, PERSONAL PROPERTY AND PUBLIC UTILITY PROPERTY, TAXES LEVIED AND PER CENT. ON EACH CLASS, AND THE TOTAL AVERAGE RATE OF LEVY, FOR THE YEARS 1904 TO 1921, INCLUSIVE.

MASON COUNTY

YEAR	Assessed Value of Property				Taxes Levied			Total Average Rate of Levy on the \$100 Valuation	Per Cent. of Taxes Levied		
	Real Estate	Personal	Public Utility	Total	On Real Estate	On Personal Property	On Public Utility Property		On Real Estate	On Personal Property	On Public Utility Property
1904	\$ 3,654,975	1,208,830	759,050	5,622,855	75,273	26,710	16,881	118,864	63.3	22.5	14.2
1905	3,712,151	1,339,845	830,501	5,882,497	72,537	29,210	16,208	114,955	63.1	22.8	14.1
1906	5,740,142	1,802,195	4,263,232	11,805,569	54,938	17,296	40,808	113,042	48.6	15.3	26.1
1907	5,736,724	1,917,055	4,237,851	11,891,630	55,021	18,378	40,753	114,152	48.2	16.1	36.7
1908	5,714,880	2,143,922	4,255,104	12,113,906	56,025	21,000	41,662	118,777	980	17.7	35.1
1909	6,008,598	2,513,111	4,205,856	12,727,565	56,075	25,599	38,791	120,465	46.5	21.3	32.3
1910	6,213,414	2,658,598	4,303,422	13,175,434	56,521	25,753	38,970	121,244	46.6	21.2	32.2
1911	6,275,422	2,650,571	4,391,215	13,317,208	56,772	26,701	40,039	123,512	928	46.0	32.4
1912	6,242,605	2,350,665	4,419,302	13,012,572	53,108	21,242	37,705	112,145	47.4	18.9	33.7
1913	6,280,270	2,404,330	4,389,783	13,083,383	72,366	29,524	50,825	152,815	47.4	19.3	33.3
1914	6,336,886	2,591,235	4,464,120	13,391,711	74,248	26,701	40,039	158,425	1,183	46.9	33.4
1915	6,387,120	2,682,825	4,480,179	13,550,124	83,996	36,603	59,488	180,087	329	20.3	33.1
1916	6,375,410	2,798,787	4,425,863	13,598,060	80,118	35,948	56,167	172,230	1,273	20.9	32.6
1917	6,462,835	3,061,745	4,406,504	13,931,084	94,947	59,848	66,479	211,284	1,517	23.6	31.5
1918	6,530,075	3,496,535	4,340,151	14,372,761	95,829	57,332	66,872	219,033	1,524	26.2	30.0
1919	6,575,935	3,601,295	4,420,515	14,597,145	119,314	68,982	83,373	271,689	1,861	43.9	30.7
1920	7,557,635	3,992,200	4,363,687	15,913,522	147,432	82,822	89,191	319,445	2,007	46.2	35.9
1921	7,561,955	3,889,807	4,358,564	15,810,296	149,592	80,940	90,626	327,158	2,069	45.7	27.7

A COMPARATIVE TABLE SHOWING TOTAL ASSESSED VALUE OF REAL ESTATE, PERSONAL PROPERTY AND PUBLIC UTILITY PROPERTY, TAXES LEVIED AND PER CENT. ON EACH CLASS, AND THE TOTAL AVERAGE RATE OF LEVY, FOR THE YEARS 1904 TO 1921, INCLUSIVE

MERCER COUNTY

YEAR	Assessed Value of Property				Taxes Levied				Total Average Rate of Levy on the \$100 Valuation	Per Cent. of Taxes Levied		
	Real Estate	Personal	Public Utility	Total	On Real Estate	On Personal Property	On Public Utility Property	On Total		On Real Estate	On Personal Property	On Public Utility Property
1904	\$ 3,056,525	1,420,880	1,045,583	5,522,988	73,959	40,129	19,824	133,912	2.425	55.2	30.0	14.8
1905	3,322,200	2,038,730	1,418,798	6,779,728	63,110	38,767	26,918	128,795	1.900	49.0	30.1	20.9
1906	8,114,180	5,442,428	6,746,800	20,303,408	70,281	47,088	58,333	175,702	1.866	40.0	26.8	33.2
1907	9,117,145	4,745,320	7,105,084	20,967,549	85,725	44,538	66,807	197,070	940	43.5	22.6	33.9
1908	9,914,725	5,871,141	7,592,736	23,378,602	99,321	58,796	76,131	234,248	1,002	42.4	25.1	32.5
1909	14,134,025	6,358,555	8,105,572	28,599,052	151,797	70,623	82,352	304,772	883	49.8	23.2	27.0
1910	14,782,420	6,653,385	8,345,893	29,781,698	150,362	65,953	76,241	292,556	816	51.4	22.5	26.1
1911	16,012,640	7,104,375	8,560,462	31,677,477	164,492	75,719	83,360	323,571	1,018	50.8	23.4	25.8
1912	16,899,590	7,410,951	8,745,596	33,056,137	170,621	77,394	83,607	331,592	1,004	51.5	23.3	25.2
1913	18,005,510	6,942,881	9,689,580	34,637,971	207,954	83,390	107,993	399,337	1,153	52.1	20.9	27.0
1914	19,133,675	7,377,852	8,560,462	36,251,962	232,669	93,413	113,493	439,575	1,213	52.9	21.3	25.8
1915	19,702,365	7,601,332	10,279,755	37,583,452	306,469	122,767	152,205	581,381	1,547	52.7	21.1	26.2
1916	19,756,495	7,248,947	10,329,882	37,335,324	311,956	119,018	154,319	585,293	1,568	53.3	20.4	26.3
1917	20,466,218	8,860,865	10,915,623	40,242,706	351,478	156,387	173,637	681,502	1,603	51.6	22.9	25.5
1918	20,551,479	10,032,780	11,065,761	41,650,020	242,910	171,803	171,730	686,443	1,648	50.0	25.0	25.0
1919	20,721,044	10,502,974	11,091,853	42,315,871	511,023	263,450	253,795	1,028,268	2,430	49.7	25.6	24.7
1920	21,389,434	12,899,569	12,107,511	46,396,514	585,424	359,628	318,114	1,263,166	2,723	46.3	28.5	25.2
1921	24,874,625	13,239,234	13,100,356	51,214,215	687,783	372,013	341,520	1,401,316	2,736	49.1	26.5	24.4

A COMPARATIVE TABLE SHOWING TOTAL ASSESSED VALUE OF REAL ESTATE, PERSONAL PROPERTY AND PUBLIC UTILITY PROPERTY, TAXES LEVIED AND PER CENT. ON EACH CLASS, AND THE TOTAL AVERAGE RATE OF LEVY, FOR THE YEARS 1904 TO 1921, INCLUSIVE  
MINERAL COUNTY

YEAR	Assessed Value of Property				Taxes Levied				Total Average Rate of Levy on the \$100 Valuation	Per Cent. of Taxes Levied		
	Real Estate	Personal	Public Utility	Total	On Real Estate	On Personal Property	On Public Utility Property	On Total		On Real Estate	On Personal Property	On Public Utility Property
1904	\$ 2,775,700	1,535,330	1,097,090	5,408,120	50,092	30,236	19,765	100,093	1.850	50.0	30.2	19.8
1905	2,828,310	1,681,240	1,269,051	5,778,601	44,709	26,606	20,114	91,429	1.552	48.9	29.1	21.0
1906	3,698,630	2,486,680	6,768,829	12,944,139	29,480	19,960	54,099	103,439	.799	28.5	19.2	52.3
1907	3,845,830	2,583,010	6,383,463	12,812,303	32,257	21,720	53,547	107,524	.839	30.0	20.2	49.8
1908	4,042,010	2,687,770	6,416,515	13,146,295	33,115	21,933	52,468	107,516	.818	30.8	20.4	48.8
1909	5,170,000	3,080,100	6,507,084	14,757,184	45,988	29,811	47,298	123,097	.834	37.4	24.2	38.4
1910	5,157,420	3,431,660	6,231,656	14,820,736	43,338	31,693	45,313	120,344	.807	36.0	26.3	37.7
1911	5,293,800	3,453,920	6,326,800	15,074,520	44,233	30,644	45,201	120,078	.797	36.8	25.5	37.7
1912	5,466,040	3,392,720	6,052,909	14,911,669	48,621	32,436	45,530	126,587	.849	38.4	25.6	36.0
1913	5,658,540	3,326,060	6,333,966	15,318,566	59,747	37,155	58,104	155,006	1.012	38.5	24.0	37.5
1914	5,763,550	3,462,480	6,531,301	15,757,331	65,425	40,633	66,111	172,169	1.093	38.0	23.6	38.4
1915	5,833,370	3,371,570	6,342,212	15,547,152	73,973	43,736	70,196	186,905	1.202	39.0	23.4	37.6
1916	5,868,870	3,230,710	6,144,395	15,243,975	76,685	43,922	69,004	190,611	1.244	40.4	23.2	36.4
1917	5,896,990	3,435,350	6,102,334	15,434,674	92,479	55,300	84,598	232,377	1.607	39.8	23.8	36.4
1918	5,970,750	4,062,250	6,063,333	16,116,333	83,844	59,199	74,867	217,900	1.352	38.5	27.1	34.4
1919	6,021,700	4,152,930	5,905,069	16,079,699	136,220	94,821	122,389	353,430	2.102	38.4	26.9	34.7
1920	6,290,390	4,383,840	6,101,646	16,745,876	148,417	104,339	123,628	385,284	2.300	38.5	27.1	34.4
1921	6,475,480	4,550,950	5,967,646	16,994,076	157,269	109,023	126,233	394,515	2.331	39.9	27.6	32.5

A COMPARATIVE TABLE SHOWING TOTAL ASSESSED VALUE OF REAL ESTATE, PERSONAL PROPERTY AND PUBLIC UTILITY PROPERTY, TAXES LEVIED AND PER CENT. ON EACH CLASS, AND THE TOTAL AVERAGE RATE OF LEVY, FOR THE YEARS 1904 TO 1921, INCLUSIVE

MINGO COUNTY

YEAR	Assessed Value of Property			Taxes Levied			Total Average Rate of Levy on the \$100 Valuation	Per Cent. of Taxes Levied			
	Real Estate	Personal	Public Utility	Total	On Real Estate	On Personal Property		On Public Utility Property	On Real Estate	On Personal Property	On Public Utility Property
1904	\$ 1,313,217	606,512	1,068,594	3,018,313	45,062	19,752	32,592	97,406	44.0	21.1	34.9
1905	1,354,955	1,003,402	1,342,749	3,701,106	33,528	24,825	33,254	91,607	36.6	37.1	36.3
1906	6,907,249	1,970,237	7,568,391	16,445,877	63,927	18,265	70,015	152,307	42.0	12.0	44.0
1907	6,840,663	1,930,594	8,246,241	17,017,498	70,243	19,745	84,745	174,733	40.2	11.3	48.5
1908	7,075,224	1,819,702	7,915,772	16,810,698	68,006	17,600	76,753	162,959	42.1	10.8	47.1
1909	9,439,119	2,100,840	7,873,381	19,413,340	76,074	18,436	62,454	157,564	48.7	11.7	39.6
1910	10,323,377	2,158,238	7,869,893	20,351,508	86,004	18,484	62,757	167,245	51.4	11.1	37.7
1911	10,657,961	2,263,954	7,785,274	20,707,189	96,776	23,053	70,326	189,155	51.2	11.7	37.1
1912	10,968,908	2,367,430	8,151,645	21,487,983	94,058	22,541	71,360	188,559	50.2	12.0	37.8
1913	12,011,163	2,834,621	8,563,290	23,409,074	106,759	28,137	74,403	209,399	51.0	13.4	35.0
1914	12,175,188	2,615,234	9,061,017	23,851,439	118,259	29,376	86,318	232,953	50.8	12.6	36.6
1915	12,436,378	2,729,838	9,628,573	24,792,789	162,364	41,054	114,306	318,224	51.0	12.9	36.1
1916	12,684,195	2,613,500	9,640,950	24,938,645	166,302	40,913	116,473	323,988	51.4	12.6	36.0
1917	13,185,356	3,017,415	9,891,324	26,094,095	186,843	47,730	133,646	370,219	51.0	12.9	36.1
1918	13,155,116	3,763,850	10,300,057	27,219,023	188,864	51,813	116,391	337,068	48.6	15.8	35.6
1919	13,698,946	3,830,004	10,390,602	27,919,572	232,753	74,005	166,621	473,370	49.2	15.0	35.2
1920	13,888,480	4,698,336	10,510,547	29,097,363	297,880	112,720	186,751	599,351	2.060	18.8	33.2
1921	20,129,136	5,636,231	11,205,166	36,970,535	518,347	183,031	271,169	952,547	54.4	17.1	28.5

**A COMPARATIVE TABLE SHOWING TOTAL ASSESSED VALUE OF REAL ESTATE, PERSONAL PROPERTY AND PUBLIC UTILITY PROPERTY, TAXES LEVIED AND PER CENT. ON EACH CLASS, AND THE TOTAL AVERAGE RATE OF LEVY, FOR THE YEARS 1904 TO 1921, INCLUSIVE**  
**MONONGALIA COUNTY**

YEAR	Assessed Value of Property				Taxes Levied				Total Average Rate of Levy on the \$100 Valuation	Per Cent. of Taxes Levied		
	Real Estate	Personal	Public Utility	Total	On Real Estate	On Personal Property	On Public Utility Property	On Total		On Real Estate	On Personal Property	On Public Utility Property
1904	\$ 4,776,014	3,352,529	325,273	8,453,816	99,977	69,286	6,760	176,023	2.083	56.8	39.4	3.8
1905	4,995,525	5,914,196	473,157	11,382,878	75,163	88,860	7,190	171,213	1.504	43.9	51.9	4.2
1906	10,502,575	8,397,257	4,886,578	32,786,410	117,133	50,397	29,333	196,863	.600	59.5	25.6	14.9
1907	19,743,716	8,274,388	6,441,260	34,459,364	137,404	57,552	44,842	239,798	.696	57.3	24.0	18.7
1908	19,967,290	8,898,368	7,580,929	36,446,587	140,173	62,413	53,205	255,791	.702	54.8	24.4	20.8
1909	28,005,095	8,855,684	8,300,914	45,161,693	186,731	63,858	56,861	307,450	.681	60.7	20.8	18.5
1910	29,141,521	8,908,989	8,818,383	46,868,893	189,891	64,229	59,625	313,745	.670	60.5	20.5	19.0
1911	30,467,020	8,903,178	9,378,420	48,748,618	199,334	65,632	63,485	328,451	.678	60.7	20.0	19.3
1912	31,160,345	9,059,786	9,231,041	49,451,172	208,846	70,404	64,173	343,423	.694	60.8	20.5	18.7
1913	32,584,154	9,061,207	9,820,466	51,465,827	246,027	78,287	77,695	402,009	.781	61.2	19.5	19.3
1914	32,852,290	9,546,270	9,679,604	48,748,164	265,424	88,572	81,177	435,173	.830	61.0	20.4	18.6
1915	31,774,865	9,423,692	9,818,453	51,017,010	299,458	100,141	93,338	492,937	.966	60.7	20.3	19.0
1916	31,894,530	9,337,007	9,781,618	51,033,155	331,025	111,793	101,561	544,379	1.067	60.8	20.5	18.7
1917	31,651,380	10,148,360	10,401,472	52,201,215	373,536	135,410	122,568	631,514	1.210	59.2	21.4	18.3
1918	32,554,763	12,451,491	10,523,272	55,529,526	421,077	179,081	134,927	735,085	1.324	57.3	24.4	18.3
1919	33,224,701	12,479,320	10,198,837	55,902,858	603,878	249,032	183,397	1,036,307	1.854	58.3	24.0	17.7
1920	34,013,285	13,413,835	10,453,023	57,880,143	734,018	306,362	226,319	1,266,699	2.188	57.9	24.2	17.9
1921	35,473,583	15,874,565	11,130,045	62,381,193	767,114	376,650	237,697	1,381,461	2.215	55.5	27.3	17.2



A COMPARATIVE TABLE SHOWING TOTAL ASSESSED VALUE OF REAL ESTATE, PERSONAL PROPERTY AND PUBLIC UTILITY PROPERTY, TAXES LEVIED AND PER CENT. ON EACH CLASS, AND THE TOTAL AVERAGE RATE OF LEVY, FOR THE YEARS 1904 TO 1921, INCLUSIVE

MONROE COUNTY

YEAR	Assessed Value of Property				Total	Taxes Levied			Total Average Rate of Levy on the \$100 Valuation	Per Cent. of Taxes Levied		
	Real Estate	Personal	Public Utility	On Real Estate		On Personal Property	On Public Utility Property	On Real Estate		On Personal Property	On Public Utility Property	
												On Total
1904	\$ 2,207,748	901,940	68,237	40,210	3,177,925	16,672	1,229	58,111	1.530	69.2	23.7	2.1
1905	2,209,798	1,077,918	75,105	37,114	3,362,818	18,153	1,243	56,490	1.650	65.7	32.1	2.2
1906	3,368,737	1,742,278	372,556	34,919	5,683,571	16,959	3,726	53,604	978	62.8	30.5	6.7
1907	3,582,618	1,761,735	402,500	35,187	5,756,873	17,255	3,947	56,389	978	62.4	30.6	7.0
1908	3,904,370	1,749,787	406,171	32,854	5,789,228	15,935	3,673	52,482	911	62.6	30.4	7.0
1909	3,785,114	1,711,565	399,159	33,088	5,905,778	17,765	4,577	60,430	1,024	63.0	28.4	7.6
1910	3,740,918	1,810,739	659,662	33,842	6,511,319	17,661	9,049	60,532	930	55.8	29.2	15.0
1911	3,814,941	1,772,871	960,001	35,905	6,567,813	17,357	9,311	62,573	951	57.4	27.7	14.9
1912	4,110,282	1,704,088	969,986	37,346	6,784,306	16,062	8,746	62,154	916	60.1	23.8	14.1
1913	4,322,031	1,803,034	994,502	48,561	7,219,587	22,075	11,618	82,254	1,139	59.0	26.8	14.2
1914	4,962,361	1,939,312	811,223	58,046	7,855,896	22,830	9,601	90,477	1,182	64.2	25.2	10.6
1915	5,034,516	1,909,014	726,485	56,404	7,670,115	22,207	8,269	86,860	1,133	64.9	25.6	9.5
1916	5,029,847	1,987,785	638,350	57,243	7,655,982	23,125	8,086	88,454	1,155	64.7	26.1	9.2
1917	4,962,396	2,261,946	598,961	67,637	7,843,303	31,722	8,527	107,866	1,376	62.7	29.4	7.9
1918	5,014,253	2,411,355	577,138	66,115	8,062,746	32,598	8,091	106,804	1,326	61.9	30.5	7.6
1919	5,002,760	2,608,780	565,745	92,051	8,177,255	48,651	11,073	151,775	1,556	60.7	32.0	7.3
1920	6,221,370	2,887,030	558,275	124,877	9,696,678	60,462	13,721	199,060	2,059	62.7	30.4	6.9
1921	6,811,209	2,399,552	555,394	137,728	9,766,155	50,186	12,422	200,336	2,051	68.7	25.1	6.2

A COMPARATIVE TABLE SHOWING TOTAL ASSESSED VALUE OF REAL ESTATE, PERSONAL PROPERTY AND PUBLIC UTILITY PROPERTY, TAXES LEVIED AND PER CENT. ON EACH CLASS, AND THE TOTAL AVERAGE RATE OF LEVY, FOR THE YEARS 1904 TO 1921, INCLUSIVE

MORGAN COUNTY

YEAR	Assessed Value of Property				Taxes Levied				Total Average Rate of Levy on the \$100 Valuation	Per Cent. of Taxes Levied		
	Real Estate	Personal	Public Utility	Total	On Real Estate	On Personal Property	On Public Utility Property	On Total		On Real Estate	On Personal Property	On Public Utility Property
1904	\$ 808,171	\$ 443,720	\$ 970,476	\$ 2,310,367	\$ 15,939	\$ 7,866	\$ 15,108	\$ 39,031	1.800	40.8	20.2	39.0
1905	912,953	529,806	1,057,152	2,499,001	12,471	7,102	14,407	33,980	1.363	38.7	20.9	42.4
1906	1,457,692	667,227	6,503,687	8,628,606	6,272	2,857	27,981	37,110	.430	16.9	7.7	76.4
1907	1,473,878	759,052	7,163,763	9,396,693	8,453	4,361	41,028	53,842	.573	15.7	8.1	76.2
1908	1,474,480	776,665	7,138,076	9,389,230	8,194	4,332	39,065	52,191	.555	15.7	8.3	76.0
1909	1,957,620	801,385	7,300,471	10,209,476	13,249	6,161	37,161	56,571	.555	23.4	10.9	66.7
1910	2,000,130	853,790	7,238,754	10,201,664	13,592	6,578	38,541	58,711	.576	23.2	11.2	65.6
1911	2,169,825	965,390	7,233,674	10,394,889	14,412	6,444	37,481	58,337	.561	24.7	11.0	64.3
1912	2,253,170	1,066,005	7,098,433	10,457,608	19,014	8,756	50,150	77,920	.745	24.4	11.2	64.4
1913	2,630,648	1,127,912	7,191,806	10,950,366	21,760	9,484	52,042	83,286	.761	26.1	11.4	62.5
1914	2,336,524	1,318,310	7,140,513	10,795,347	19,786	11,291	55,210	86,287	.799	22.9	13.1	64.0
1915	2,408,687	1,348,462	7,094,702	10,852,851	28,605	16,092	78,095	122,792	1.131	23.3	13.1	63.6
1916	2,474,735	1,319,444	7,808,545	11,602,724	29,108	15,608	79,672	124,588	1.074	23.4	12.5	64.1
1917	2,550,110	1,423,140	7,792,528	11,765,778	35,450	19,287	94,487	149,224	1.208	23.8	12.9	63.3
1918	2,672,433	1,575,775	7,867,463	12,105,673	35,383	20,086	89,545	145,014	1.198	24.4	13.9	61.7
1919	2,701,430	1,603,590	7,803,721	12,108,741	44,367	25,340	108,153	177,860	1.469	24.9	14.3	60.8
1920	2,742,150	1,817,930	7,710,516	12,270,596	56,533	37,146	137,564	241,243	1.966	23.4	15.4	61.2
1921	2,786,653	1,800,612	7,678,790	12,266,057	54,962	35,026	137,162	227,150	1.862	24.2	15.4	60.4

**A COMPARATIVE TABLE SHOWING TOTAL ASSESSED VALUE OF REAL ESTATE, PERSONAL PROPERTY AND PUBLIC UTILITY PROPERTY, TAXES LEVIED AND PER CENT. ON EACH CLASS, AND THE TOTAL AVERAGE RATE OF LEVY, FOR THE YEARS 1904 TO 1921, INCLUSIVE**  
**MCDOWELL COUNTY**

YEAR	Assessed Value of Property				Total	Taxes Levied			On Total	Total Average Rate of Levy on the \$100 Valuation	Per Cent. of Taxes Levied		
	Real Estate	Personal	Public Utility			On Real Estate	On Personal Property	On Public Utility Property			On Real Estate	On Personal Property	On Public Utility Property
1904	\$ 3,099,301	1,456,972	1,340,047	\$ 5,896,320	\$ 82,058	36,495	29,962	148,515	2.515	55.3	24.6	20.1	
1905	3,005,396	2,300,237	1,639,966	6,945,599	68,822	52,610	37,511	158,943	2.288	43.3	33.1	23.6	
1906	16,915,184	5,754,609	7,954,475	30,624,268	177,554	60,471	83,630	321,655	1.050	55.2	18.8	26.0	
1907	17,427,460	3,952,005	9,114,571	30,494,036	139,459	31,751	73,027	244,237	801	57.1	13.0	29.9	
1908	17,264,470	3,827,382	8,810,902	29,902,754	144,590	32,075	73,924	250,589	838	57.7	12.8	29.5	
1909	25,699,590	5,601,119	10,079,145	41,379,854	172,840	39,194	72,147	284,181	687	60.8	13.8	25.4	
1910	26,348,535	5,053,555	9,825,100	41,227,190	172,070	37,642	69,173	278,885	675	61.7	13.5	24.8	
1911	27,324,965	5,443,993	9,893,813	42,662,771	206,037	44,756	76,657	327,450	768	62.9	13.7	23.4	
1912	27,775,060	5,424,900	9,845,735	43,045,695	216,203	45,515	77,487	339,205	789	63.7	13.4	22.9	
1913	28,098,062	6,221,412	11,352,779	45,672,253	242,745	57,486	100,457	400,688	878	60.6	14.3	25.1	
1914	28,228,944	6,555,320	11,356,217	46,140,481	288,758	70,127	114,086	472,971	1,025	61.1	14.8	24.1	
1915	28,493,377	6,823,841	11,316,906	46,634,124	366,338	91,382	140,760	598,480	1,283	61.2	15.3	23.5	
1916	29,905,398	8,435,123	11,577,831	49,918,352	331,409	95,358	131,735	558,502	1,119	59.3	17.1	23.6	
1917	30,208,850	10,247,214	12,081,276	52,537,340	432,936	152,103	174,321	759,360	1,445	57.0	20.0	23.0	
1918	30,965,883	11,276,821	12,341,579	54,584,283	501,350	187,940	199,748	889,038	1,629	56.4	21.1	22.5	
1919	31,618,948	13,022,245	13,239,720	57,880,913	770,253	320,475	334,828	1,415,566	2,445	54.4	22.6	23.0	
1920	32,737,828	15,336,473	13,411,652	61,485,953	940,729	452,578	381,961	1,775,268	2,887	53.0	25.5	21.5	
1921	36,590,565	15,768,120	14,082,235	66,440,920	942,351	410,794	391,023	1,724,168	2,595	54.7	24.4	20.9	

A COMPARATIVE TABLE SHOWING TOTAL ASSESSED VALUE OF REAL ESTATE, PERSONAL PROPERTY AND PUBLIC UTILITY PROPERTY, TAXES LEVIED AND PER CENT. ON EACH CLASS, AND THE TOTAL AVERAGE RATE OF LEVY, FOR THE YEARS 1904 TO 1921, INCLUSIVE  
NICHOLAS COUNTY

YEAR	Assessed Value of Property				Total	Taxes Levied				Total Average Rate of Levy on the \$100 Valuation	Per Cent. of Taxes Levied		
	Real Estate	Personal	Public Utility	Total		On Real Estate	On Personal Property	On Public Utility Property	On Total		On Real Estate	On Personal Property	On Public Utility Property
1904	\$ 1,686,198	745,501	105,396	2,537,095	33,858	14,488	2,028	50,372	1.985	87.2	28.8	4.0	
1905	1,820,347	1,568,967	150,197	3,539,511	30,474	26,045	2,540	59,059	1.674	51.6	44.1	4.3	
1906	5,961,006	2,117,269	870,745	8,949,020	44,662	15,883	6,506	67,060	.750	66.6	23.7	9.7	
1907	6,230,210	2,585,721	872,518	9,688,449	47,759	19,832	6,985	74,276	.767	64.3	26.7	9.0	
1908	6,395,956	2,743,580	946,946	10,086,484	54,878	23,544	8,136	86,558	.868	63.4	27.2	9.4	
1909	7,240,990	3,204,690	897,980	11,343,360	65,034	30,666	7,296	102,996	.853	63.1	29.8	7.1	
1910	7,135,905	3,794,321	947,203	11,877,429	60,370	41,356	7,510	109,236	.920	55.3	37.9	6.8	
1911	8,356,792	3,834,739	923,689	13,115,220	66,766	32,653	7,084	106,503	.812	62.7	30.7	6.6	
1912	8,367,332	3,896,154	871,531	13,135,017	68,293	35,355	7,086	110,734	.843	61.7	31.9	6.4	
1913	8,529,481	4,206,073	893,390	13,628,934	78,407	42,727	8,126	129,260	.941	60.7	33.1	6.2	
1914	8,990,846	4,585,768	910,035	14,486,649	86,688	48,587	8,465	143,740	.902	60.3	33.8	5.9	
1915	8,973,189	4,797,331	906,201	14,676,721	98,215	55,230	9,454	162,899	1.110	60.3	33.9	5.8	
1916	9,001,290	4,926,810	907,455	14,835,545	103,022	61,050	9,482	173,654	1.170	59.4	35.2	5.4	
1917	9,385,145	5,424,190	906,856	15,716,191	112,745	60,823	10,155	192,723	1.226	58.5	36.2	5.3	
1918	9,403,365	5,570,729	929,248	15,903,342	114,865	76,839	10,807	202,511	1.273	56.7	37.9	5.4	
1919	9,300,590	5,392,860	915,641	15,609,091	151,394	110,190	11,965	275,049	1.762	55.0	40.1	4.9	
1920	9,755,900	7,003,790	939,225	17,698,915	178,205	159,668	16,928	354,801	2.005	50.2	46.0	4.8	
1921	13,081,580	6,216,571	958,592	20,236,743	222,476	128,496	15,536	366,508	1.811	60.7	35.1	4.2	

A COMPARATIVE TABLE SHOWING TOTAL ASSESSED VALUE OF REAL ESTATE, PERSONAL PROPERTY AND PUBLIC UTILITY PROPERTY, TAXES LEVIED AND PER CENT. ON EACH CLASS, AND THE TOTAL AVERAGE RATE OF LEVY, FOR THE YEARS 1904 TO 1921. INCLUSIVE

OHIO COUNTY

YEAR	Assessed Value of Property				Taxes Levied				Total Average Rate of Levy on the \$100 Valuation	Per Cent. of Taxes Levied		
	Real Estate	Personal	Public Utility	Total	On Real Estate	On Personal Property	On Public Utility Property	On Total		On Real Estate	On Personal Property	On Public Utility Property
1904	\$ 18,683,740	7,286,150	1,248,349	27,218,239	352,736	137,680	23,131	513,547	1.806	68.7	26.8	4.5
1905	19,054,975	9,392,725	1,504,071	29,951,771	387,694	181,534	28,907	578,135	1.930	63.6	31.4	5.0
1906	46,670,540	19,070,850	7,141,963	72,883,353	358,403	146,721	54,880	560,004	1.768	64.0	26.2	9.8
1907	47,616,270	19,313,400	8,466,593	75,396,263	407,584	165,089	72,227	644,880	855	63.2	25.6	11.2
1908	48,280,465	20,943,446	9,028,045	78,251,956	451,157	195,964	84,080	731,210	934	61.7	26.8	11.5
1909	50,022,560	21,211,950	8,700,145	79,934,655	459,508	206,694	77,031	743,233	930	61.8	27.8	10.4
1910	50,920,015	21,999,610	8,882,366	81,801,991	498,876	221,376	82,701	803,043	982	62.1	27.6	10.3
1911	52,651,650	21,692,720	8,877,182	83,221,552	496,283	207,528	79,098	778,909	936	63.2	26.6	10.2
1912	53,582,915	22,603,085	8,712,545	84,898,545	494,113	213,646	78,099	785,858	926	62.9	29.2	9.9
1913	54,290,405	24,319,287	8,811,807	87,421,499	539,377	244,733	84,238	868,348	993	62.1	28.2	9.7
1914	54,914,220	26,295,845	9,964,222	91,174,287	593,471	291,455	103,717	988,643	1,084	60.0	29.5	10.5
1915	55,538,910	25,203,395	9,980,809	90,723,114	636,310	293,381	111,190	1,040,881	1,149	61.1	28.2	10.7
1916	56,019,050	25,663,700	9,929,978	91,612,728	647,452	299,454	111,439	1,058,375	1,155	61.2	28.3	10.5
1917	56,864,320	27,902,590	10,121,015	94,887,925	705,890	348,982	124,132	1,179,024	1,243	59.3	29.6	10.5
1918	57,193,115	27,098,745	10,170,351	94,462,211	683,894	348,926	120,349	1,153,139	1,196	59.3	30.3	10.4
1919	57,396,775	28,019,950	10,089,491	95,506,216	678,629	492,730	170,862	1,642,221	1,705	59.6	30.0	10.4
1920	57,606,185	30,898,157	10,182,585	98,746,927	1,202,149	677,437	220,152	2,109,738	2,187	58.4	31.4	10.2
1921	59,332,295	31,368,774	10,707,722	101,348,796	1,291,419	678,666	232,388	2,202,563	2,173	58.6	30.8	10.6

A COMPARATIVE TABLE SHOWING TOTAL ASSESSED VALUE OF REAL ESTATE, PERSONAL PROPERTY AND PUBLIC UTILITY PROPERTY, TAXES LEVIED AND PER CENT. ON EACH CLASS, AND THE TOTAL AVERAGE RATE OF LEVY, FOR THE YEARS 1904 TO 1921, INCLUSIVE  
PENDLETON COUNTY

YEAR	Assessed Value of Property			Taxes Levied				Total Average Rate of Levy on the \$100 Valuation	Per Cent. of Taxes Levied			
	Real Estate	Personal	Public Utility	Total	On Real Estate	On Personal Property	On Public Utility Property		On Total	On Real Estate	On Personal Property	On Public Utility Property
1904	\$ 1,085,481	\$ 494,255	\$	\$ 1,579,736	\$ 17,934	\$ 8,205	\$	\$ 26,139	68.6	31.4	00.0	
1905	1,083,018	684,150		1,767,168	14,281	9,016		23,297	61.3	38.7	00.0	
1906	2,407,365	1,209,740	6,093	3,623,198	15,091	7,391	46	22,728	66.4	33.4	90.2	
1907	2,553,171	1,209,660	6,020	3,768,851	18,814	8,921	55	27,700	67.7	32.1	00.2	
1908	2,586,897	1,208,375	6,321	3,799,593	23,203	10,861	89	34,223	67.8	32.0	00.2	
1909	2,761,074	1,444,510	7,050	4,212,614	23,228	11,628	58	34,914	66.5	33.3	00.2	
1910	2,930,832	1,488,160	5,322	4,422,314	24,775	12,653	44	37,472	66.1	33.8	00.1	
1911	2,933,508	1,485,745	6,865	4,426,118	24,148	12,374	56	36,578	66.0	33.8	00.2	
1912	2,978,348	1,435,960	6,407	4,420,715	25,276	12,645	54	37,975	66.6	33.3	00.1	
1913	2,976,043	1,538,077	5,508	4,519,628	27,222	14,456	49	41,727	65.2	34.7	00.1	
1914	3,148,879	1,509,574	4,432	4,662,885	28,407	14,070	41	42,518	66.8	33.1	00.1	
1915	3,060,618	1,569,215	4,432	4,634,265	34,581	18,603	49	53,233	65.0	34.9	00.1	
1916	3,064,398	1,529,700	4,860	4,598,958	34,354	17,800	56	52,210	65.8	34.1	00.1	
1917	3,061,237	1,802,034	6,223	4,869,494	40,145	24,282	80	64,507	62.2	37.7	00.1	
1918	3,080,237	2,155,220	4,090	5,239,547	39,912	28,359	54	68,325	58.4	41.5	00.1	
1919	3,046,402	2,226,520	4,063	5,276,985	48,861	35,965	62	84,888	57.6	42.3	00.1	
1920	3,050,147	2,390,755	4,522	5,445,424	52,568	42,443	78	95,089	55.3	44.6	00.1	
1921	3,051,397	2,315,799	4,811	5,372,007	52,260	40,340	81	92,681	56.4	43.5	00.1	

**A COMPARATIVE TABLE SHOWING TOTAL ASSESSED VALUE OF REAL ESTATE, PERSONAL PROPERTY AND PUBLIC UTILITY PROPERTY, TAXES LEVIED AND PER CENT. ON EACH CLASS, AND THE TOTAL AVERAGE RATE OF LEVY, FOR THE YEARS 1904 TO 1921, INCLUSIVE**

**PLEASANTS COUNTY**

YEAR	Assessed Value of Property			Taxes Levied			Total Average Rate of Levy on the \$100 Valuation	Per Cent. of Taxes Levied		
	Real Estate	Personal	Public Utility	On Real Estate	On Personal Property	On Public Utility Property		On Real Estate	On Personal Property	On Public Utility Property
1904	\$ 1,039,235	1,388,233	142,067	23,278	30,838	3,112	\$ 2,227	40.7	53.9	5.4
1905	1,064,978	1,973,142	164,007	17,908	33,118	2,742	1,878	33.3	61.6	5.1
1906	2,611,056	2,161,012	1,695,673	22,822	18,367	14,800	56,489	40.4	33.4	26.2
1907	2,590,464	1,948,634	2,566,635	22,953	17,230	22,702	62,885	36.5	27.4	36.1
1908	2,570,818	1,694,326	2,479,863	21,786	14,353	21,043	57,182	38.1	25.1	36.8
1909	2,507,135	2,144,061	2,832,686	21,917	18,614	21,681	62,212	35.2	29.9	34.9
1910	3,095,525	2,686,439	2,939,655	24,836	21,049	24,522	70,407	35.3	29.9	34.8
1911	2,593,551	2,090,842	3,033,936	20,766	16,604	21,645	59,015	35.2	28.1	36.7
1912	2,587,480	2,066,489	2,863,526	20,341	16,254	19,874	56,469	36.0	28.8	35.2
1913	2,608,035	2,215,853	2,874,734	22,954	19,465	22,723	65,142	35.2	29.9	34.9
1914	2,670,840	2,479,025	2,755,358	26,672	24,972	23,091	74,735	35.7	33.4	30.9
1915	2,750,075	2,366,655	2,612,534	33,245	29,122	26,949	89,316	37.2	32.6	30.2
1916	2,731,400	2,479,870	2,454,634	31,036	28,411	23,479	82,926	37.4	34.3	28.3
1917	2,824,063	3,036,025	2,564,729	38,553	41,107	30,158	109,818	35.1	37.4	27.5
1918	2,922,735	3,236,965	2,474,299	37,235	41,488	26,635	105,358	35.3	39.4	25.3
1919	3,014,595	3,603,175	2,411,667	54,057	64,065	38,399	156,521	34.5	40.9	24.6
1920	3,163,725	4,646,925	2,386,297	65,203	93,163	43,531	201,897	32.3	46.1	21.6
1921	3,284,995	4,043,090	2,424,632	65,440	78,635	40,857	184,932	35.4	42.5	22.1

A COMPARATIVE TABLE SHOWING TOTAL ASSESSED VALUE OF REAL ESTATE, PERSONAL PROPERTY AND PUBLIC UTILITY PROPERTY, TAXES LEVIED AND PER CENT. ON EACH CLASS, AND THE TOTAL AVERAGE RATE OF LEVY, FOR THE YEARS 1904 TO 1921, INCLUSIVE  
POCAHONTAS COUNTY

YEAR	Assessed Value of Property				Taxes Levied				Total Average Rate of Levy on the \$100 Valuation	Per Cent. of Taxes Levied		
	Real Estate	Personal	Public Utility	Total	On Real Estate	On Personal Property	On Public Utility Property	On Total		On Real Estate	On Personal Property	On Public Utility Property
1904	\$ 2,389,616	825,776	327,674	3,533,066	31,921	10,867	4,480	47,268	1.330	67.5	23.0	9.5
1905	2,714,866	1,728,960	393,280	4,837,106	29,404	18,769	4,311	52,574	1.086	56.1	35.7	8.2
1906	7,968,016	2,911,068	2,608,643	13,487,727	39,871	14,505	13,088	67,464	.500	59.1	21.5	19.4
1907	8,026,422	3,544,050	2,645,158	14,215,630	50,806	22,391	16,726	89,923	.633	56.5	24.9	18.6
1908	7,861,151	3,657,564	2,664,290	14,183,005	60,147	28,011	20,410	108,568	.766	55.4	25.5	18.8
1909	7,727,780	3,866,471	2,429,258	14,023,519	49,754	51,990	19,897	121,641	.867	40.9	42.7	16.4
1910	8,044,380	4,045,607	2,422,139	14,512,126	62,469	31,203	17,881	111,553	.769	56.0	28.0	16.0
1911	8,011,908	3,936,333	2,454,575	14,402,816	67,696	33,348	19,304	120,348	.836	56.3	27.7	16.0
1912	7,901,870	3,964,052	2,374,769	14,240,691	60,264	30,927	17,351	108,542	.762	55.5	28.5	16.0
1913	8,238,875	4,519,477	2,326,104	15,084,456	76,150	41,495	20,191	137,842	.914	55.2	30.1	14.7
1914	8,091,169	4,777,091	2,253,608	15,121,868	82,772	49,604	22,446	154,822	1.024	53.5	32.0	14.5
1915	7,973,327	4,819,212	2,745,197	15,537,736	92,736	58,330	31,464	182,530	1.175	50.8	32.0	17.2
1916	7,461,739	4,683,473	2,538,456	14,683,668	91,357	59,191	30,974	181,522	1.236	50.3	32.6	17.1
1917	7,288,821	5,040,877	2,455,929	14,785,627	105,854	71,658	35,396	215,868	1.460	49.0	34.6	16.4
1918	7,094,043	5,171,054	2,424,864	14,689,961	97,982	72,879	32,374	203,235	1.394	48.2	35.9	15.9
1919	7,018,312	5,196,895	2,344,085	14,559,292	128,031	98,145	42,831	269,007	1.85	47.6	36.5	15.9
1920	7,066,711	5,293,811	2,296,637	14,659,159	150,577	118,632	48,672	317,881	2.168	47.4	37.3	15.3
1921	7,211,270	4,818,780	2,251,545	14,281,545	141,718	100,550	44,618	286,886	2.009	49.4	35.0	15.6



A COMPARATIVE TABLE SHOWING TOTAL ASSESSED VALUE OF REAL ESTATE, PERSONAL PROPERTY AND PUBLIC UTILITY PROPERTY, TAXES LEVIED AND PER CENT. ON EACH CLASS, AND THE TOTAL AVERAGE RATE OF LEVY, FOR THE YEARS 1904 TO 1921, INCLUSIVE

PRESTON COUNTY

YEAR	Assessed Value of Property				Taxes Levied				Total Average Rate of Levy on the \$100 Valuation	Per Cent. of Taxes Levied		
	Real Estate	Personal	Public Utility	Total	On Real Estate	On Personal Property	On Public Utility Property	On Total		On Real Estate	On Personal Property	On Public Utility Property
1904	\$ 2,789,194	1,677,028	775,459	5,241,681	65,675	38,042	18,065	121,812	2.324	53.9	31.2	14.9
1905	2,843,971	1,893,629	849,188	5,586,788	57,517	38,307	17,176	113,000	2.023	50.9	33.9	15.2
1906	8,885,905	3,504,139	5,057,039	17,447,083	60,575	23,920	34,512	119,007	682	50.9	20.1	29.0
1907	9,134,774	3,784,314	5,482,732	18,401,820	77,456	32,170	46,538	156,166	849	49.6	20.6	29.8
1908	9,425,405	3,798,919	5,802,181	19,026,505	75,310	30,428	46,404	152,142	800	49.5	20.0	30.5
1909	12,455,688	3,777,311	5,975,660	22,208,659	102,749	28,372	51,822	182,943	824	56.2	15.5	28.3
1910	12,602,873	3,834,293	5,946,094	22,443,260	102,234	33,482	49,683	185,399	829	55.1	18.1	26.8
1911	12,707,372	4,043,670	6,005,397	22,756,439	101,449	34,712	50,777	186,938	822	54.3	18.6	27.1
1912	13,018,805	4,122,906	5,983,437	23,125,148	111,302	37,342	54,179	202,823	877	54.9	18.4	26.7
1913	13,795,196	4,560,052	6,095,192	24,460,440	141,840	48,622	63,602	254,064	1,039	55.8	19.5	26.1
1914	13,617,542	4,748,808	6,178,059	24,544,409	134,674	49,043	64,830	248,547	1,013	54.2	19.7	26.1
1915	13,704,440	4,668,130	6,120,408	24,492,978	158,160	55,248	75,342	288,750	1,179	54.8	19.1	26.1
1916	13,458,925	4,352,385	6,119,711	23,931,021	168,062	56,801	83,878	308,741	1,290	64.4	18.4	27.2
1917	13,612,785	5,245,865	6,179,309	25,037,959	185,465	77,974	95,873	369,312	1,475	62.9	21.1	26.0
1918	14,404,580	6,361,220	6,164,467	26,930,267	207,017	94,259	94,333	395,609	1,469	62.3	23.8	23.9
1919	14,581,900	6,381,040	6,183,066	27,146,006	288,724	126,690	130,629	546,243	2,012	52.9	23.2	23.9
1920	15,214,760	7,035,460	6,133,780	28,384,000	317,281	148,617	137,017	602,915	2,124	52.6	24.7	22.7
1921	18,553,600	8,432,300	6,904,966	33,890,866	394,697	191,363	159,733	745,793	2,201	52.9	25.7	21.4

A COMPARATIVE TABLE SHOWING TOTAL ASSESSED VALUE OF REAL ESTATE, PERSONAL PROPERTY AND PUBLIC UTILITY PROPERTY, TAXES LEVIED AND PER CENT. ON EACH CLASS, AND THE TOTAL AVERAGE RATE OF LEVY, FOR THE YEARS 1904 TO 1921, INCLUSIVE

ROANE COUNTY

YEAR	Assessed Value of Property				Total	Taxes Levied				Total Average Rate of Levy on the \$100 Valuation	Per Cent. of Taxes Levied		
	Real Estate	Personal	Public Utility	Total		On Real Estate	On Personal Property	On Public Utility Property	On Total		On Real Estate	On Personal Property	On Public Utility Property
1904	\$ 1,506,080	572,280	59,965	2,138,325	42,939	17,151	1,893	61,983	2.898	69.3	27.7	3.0	
1905	1,499,183	999,853	72,143	2,571,179	30,117	20,095	1,447	51,659	2.009	58.3	38.9	2.8	
1906	3,259,456	2,695,594	796,191	6,751,241	30,508	25,202	7,454	63,164	.936	48.3	39.9	11.8	
1907	3,312,569	2,119,037	1,110,746	6,542,352	30,717	19,068	10,320	60,705	.928	50.6	32.4	17.0	
1908	3,352,377	2,143,113	1,537,691	7,033,181	30,322	19,389	13,858	63,569	.904	47.7	30.5	21.8	
1909	6,331,339	3,240,754	1,421,566	10,993,659	52,356	27,366	11,015	91,337	.837	57.3	30.0	12.7	
1910	6,714,995	4,812,115	2,425,006	13,952,116	45,485	30,537	15,752	91,774	.659	49.5	33.3	17.2	
1911	6,875,233	5,801,618	3,463,735	16,140,586	47,937	35,594	21,588	105,119	.651	45.6	33.9	20.5	
1912	7,009,855	6,157,400	4,185,785	17,353,040	50,211	38,763	25,770	114,744	.661	43.8	33.8	22.4	
1913	7,868,555	9,181,100	5,013,143	22,062,798	64,781	67,797	37,593	170,171	.771	38.1	39.8	22.1	
1914	7,951,485	9,519,180	6,143,584	23,614,249	69,129	75,860	49,544	194,533	.828	35.5	59.0	25.5	
1915	7,575,895	6,839,740	5,411,215	19,826,850	76,361	65,080	50,062	191,503	.966	39.9	34.0	26.1	
1916	7,505,610	7,553,430	5,342,118	20,401,158	81,169	73,644	50,829	205,642	1.008	39.5	35.8	24.7	
1917	7,798,285	8,309,770	5,699,493	21,807,548	86,456	85,266	57,277	229,140	1.051	37.7	37.2	25.1	
1918	7,836,345	8,387,625	5,968,901	22,182,871	90,547	92,053	62,456	245,056	1.105	36.9	37.6	25.5	
1919	7,853,745	8,625,025	6,738,576	23,217,346	121,791	128,272	92,430	342,493	1.475	35.6	37.4	27.0	
1920	8,203,115	10,615,003	5,974,323	24,792,441	138,916	156,926	85,524	371,066	1.497	34.7	42.2	28.1	
1921	8,707,360	9,321,300	6,768,691	24,797,351	148,186	151,354	102,317	401,857	1.621	36.9	37.7	25.4	

A COMPARATIVE TABLE SHOWING TOTAL ASSESSED VALUE OF REAL ESTATE, PERSONAL PROPERTY, PUBLIC UTILITY PROPERTY AND REAL ESTATE, PERSONAL PROPERTY AND PUBLIC UTILITY PROPERTY, TAXES LEVIED AND PER CENT. ON EACH CLASS, AND THE TOTAL AVERAGE RATE OF LEVY, FOR THE YEARS 1904 TO 1921, INCLUSIVE

RALEIGH COUNTY

YEAR	Assessed Value of Property				Taxes Levied				Total Average Rate of Levy on the \$100 Valuation	Per Cent. of Taxes Levied		
	Real Estate	Personal	Public Utility	Total	On Real Estate	On Personal Property	On Public Utility Property	On Total		On Real Estate	On Personal Property	On Public Utility Property
1904	\$ 1,850,024	633,730	90,980	2,574,734	\$ 41,580	14,316	2,082	\$ 57,928	2.950	71.7	24.7	3.6
1905	1,853,873	990,020	100,219	2,943,868	36,306	19,363	1,869	57,528	1.958	63.0	33.6	3.4
1906	7,792,647	2,605,286	748,588	11,146,521	46,948	15,716	4,500	67,164	.603	69.9	23.4	6.7
1907	7,966,265	3,174,082	1,926,125	13,066,452	54,581	21,743	13,153	89,477	.685	81.0	24.3	14.7
1908	8,099,604	2,405,945	2,186,527	12,701,076	60,389	17,890	16,378	94,664	.745	83.8	18.9	17.3
1909	12,733,160	2,588,615	2,506,961	17,828,756	93,964	30,332	17,712	132,008	.740	71.2	15.4	13.4
1910	13,236,540	2,757,720	2,591,334	18,585,594	97,158	30,158	18,612	135,928	.736	71.1	15.3	13.6
1911	15,229,075	2,863,160	2,667,214	20,759,449	107,210	21,729	18,808	147,744	.712	72.6	14.7	12.7
1912	15,525,125	3,542,429	2,908,116	21,975,670	107,505	26,735	19,790	154,030	.701	69.8	17.4	12.8
1913	17,144,900	3,450,040	3,215,313	23,810,253	124,263	27,032	23,476	174,771	.724	70.1	15.5	13.4
1914	18,589,160	4,318,130	3,209,428	26,116,718	146,458	36,937	24,891	207,286	.704	71.7	17.3	12.0
1915	18,906,955	4,682,351	3,478,519	26,967,825	212,556	58,304	40,362	311,222	1.134	68.3	18.7	13.0
1916	18,799,425	4,887,660	3,531,672	27,218,757	233,823	75,402	51,863	361,088	1.490	66.6	19.8	13.6
1917	19,993,186	5,728,738	3,729,684	29,451,608	293,732	90,568	58,442	432,742	1.469	65.6	20.9	13.5
1918	20,594,540	6,666,995	4,004,419	31,265,954	302,824	107,605	64,185	474,314	1.517	63.8	22.7	13.6
1919	20,904,145	6,720,625	4,200,951	31,825,721	437,138	155,469	86,023	668,630	2.184	63.8	21.7	13.6
1920	24,475,136	8,661,179	4,231,782	37,368,107	562,004	221,899	102,972	906,865	2.427	64.2	24.5	11.3
1921	26,571,041	10,635,767	4,625,430	41,832,238	618,154	261,387	107,723	987,264	2.360	62.6	26.5	10.9

**A COMPARATIVE TABLE SHOWING TOTAL ASSESSED VALUE OF REAL ESTATE, PERSONAL PROPERTY AND PUBLIC UTILITY PROPERTY, TAXES LEVIED AND PER CENT. ON EACH CLASS, AND THE TOTAL AVERAGE RATE OF LEVY, FOR THE YEARS 1904 TO 1921, INCLUSIVE  
TAYLOR COUNTY**

YEAR	Assessed Value of Property				Taxes Levied				Total Average Rate of Levy on the \$100 Valuation	Per Cent. of Taxes Levied		
	Real Estate	Personal	Public Utility	Total	On Real Estate	On Personal Property	On Public Utility Property	On Total		On Real Estate	On Personal Property	On Public Utility Property
1904	\$ 3,282,760	1,451,870	811,640	5,546,270	72,595	31,692	17,043	121,330	2.188	59.8	26.1	14.1
1905	3,152,947	1,793,290	930,644	5,876,881	59,132	33,585	17,399	110,116	1.874	53.7	30.5	15.8
1906	8,375,525	2,710,716	5,098,060	16,184,301	64,254	20,715	39,074	124,043	.766	51.8	16.7	31.5
1907	8,504,321	2,670,741	5,099,582	16,364,644	71,842	22,305	42,694	136,841	836	52.5	16.3	31.2
1908	8,680,712	2,930,168	5,065,212	16,685,092	86,196	29,118	50,130	165,444	992	52.1	17.6	30.3
1909	9,659,410	2,826,700	5,141,910	17,628,020	95,594	29,421	43,311	168,326	955	56.8	17.5	25.7
1910	9,726,060	2,835,210	5,233,669	17,794,939	85,911	26,575	40,315	152,801	859	56.2	17.4	26.4
1911	9,940,810	3,182,920	5,312,256	18,435,986	82,210	27,698	38,060	147,968	803	55.6	18.7	25.7
1912	10,143,810	3,130,430	5,465,964	18,740,204	84,141	26,235	39,409	149,805	800	56.2	17.5	26.3
1913	10,206,440	3,394,210	5,734,751	19,335,401	96,781	32,299	47,420	176,500	913	54.8	18.3	26.9
1914	10,211,275	3,557,100	5,903,470	19,671,845	82,841	42,550	63,365	228,756	1,163	53.7	18.6	27.7
1915	10,391,130	3,462,850	5,634,907	19,488,887	140,469	46,329	69,029	255,827	1,313	54.9	18.1	27.0
1916	10,334,320	3,401,950	5,688,063	19,424,343	132,882	43,131	66,494	242,507	1,248	54.8	17.8	27.4
1917	10,585,500	3,818,890	5,834,771	20,239,151	149,492	53,746	75,652	278,890	1,378	53.6	19.3	27.1
1918	10,668,950	4,486,540	5,969,340	21,110,830	146,298	61,675	75,805	283,778	1,324	51.6	21.7	26.7
1919	10,635,080	4,621,450	5,882,354	21,138,884	182,201	81,190	90,601	354,092	1,675	51.5	22.9	25.6
1920	10,704,450	4,941,450	6,282,950	21,928,850	186,975	87,725	101,552	375,252	1,711	49.6	23.4	27.0
1921	11,178,590	5,570,320	6,204,301	23,013,211	242,228	121,768	127,733	491,729	2,137	49.2	24.8	26.0

**A COMPARATIVE TABLE SHOWING TOTAL ASSESSED VALUE OF REAL ESTATE, PERSONAL PROPERTY AND PUBLIC UTILITY PROPERTY, TAXES LEVIED AND PER CENT. ON EACH CLASS, AND THE TOTAL AVERAGE RATE OF LEVY, FOR THE YEARS 1904 TO 1921, INCLUSIVE  
TUCKER COUNTY**

YEAR	Assessed Value of Property				Taxes Levied				Total Average Rate of Levy on the \$100 Valuation	Per Cent. of Taxes Levied		
	Real Estate	Personal	Public Utility	Total	On Real Estate	On Personal Property	On Public Utility Property	On Total		On Real Estate	On Personal Property	On Public Utility Property
1904.....	\$ 1,977,431	546,510	523,054	3,046,995	55,573	17,386	14,265	87,224	2.863	63.7	19.9	16.4
1905.....	1,959,084	1,896,075	580,692	4,436,751	43,269	41,800	12,824	97,893	2.206	44.2	42.7	13.1
1906.....	5,345,387	2,945,625	2,700,587	10,991,599	44,083	24,309	22,313	90,705	.725	48.6	26.8	24.6
1907.....	5,538,629	3,101,980	2,347,005	10,987,614	53,213	29,879	22,489	105,581	.961	50.4	28.3	21.3
1908.....	5,696,492	2,871,810	2,425,928	10,993,330	53,924	27,170	23,006	104,100	.947	51.8	26.1	22.1
1909.....	6,917,440	3,474,690	2,580,382	12,972,512	67,198	35,339	23,499	126,036	.971	53.3	28.0	18.7
1910.....	7,129,170	4,123,010	2,559,738	13,811,918	62,459	38,023	21,029	121,511	.880	51.4	31.3	17.3
1911.....	7,226,050	3,898,340	2,634,419	13,759,709	64,215	36,146	22,221	122,582	.808	52.4	29.5	18.1
1912.....	7,371,630	3,884,270	2,510,706	13,766,606	66,113	36,915	21,746	124,774	.906	53.0	29.6	17.4
1913.....	7,874,860	4,676,490	2,585,126	15,136,476	78,119	49,326	25,332	152,977	1.016	51.1	32.4	16.5
1914.....	7,847,550	4,380,710	2,399,086	14,627,346	91,483	53,663	27,381	172,527	1.180	53.0	31.1	15.9
1915.....	7,651,790	4,024,340	2,298,247	13,974,377	93,219	51,096	28,266	172,581	1.235	54.0	29.6	18.4
1916.....	7,345,360	3,853,570	2,041,558	13,240,488	87,633	48,323	23,810	159,766	1.206	54.9	30.2	14.9
1917.....	7,386,990	3,885,750	1,826,815	13,099,555	66,827	66,827	24,351	157,981	1.173	56.0	29.8	14.2
1918.....	7,303,770	3,974,460	1,601,721	12,969,951	123,484	69,405	29,227	222,116	1.713	55.6	31.2	13.2
1919.....	7,287,230	3,881,860	1,669,751	12,838,841	162,497	90,785	38,737	292,019	2.274	55.6	31.1	13.3
1920.....	7,318,830	3,928,090	1,617,108	12,864,028	176,236	100,910	41,702	318,848	2.479	55.3	31.6	13.1
1921.....	7,539,760	3,663,770	1,511,691	12,715,221	182,764	94,912	38,729	316,095	2.486	57.8	29.9	12.3

A COMPARATIVE TABLE SHOWING TOTAL ASSESSED VALUE OF REAL ESTATE, PERSONAL PROPERTY AND PUBLIC UTILITY PROPERTY, TAXES LEVIED AND PER CENT. ON EACH CLASS, AND THE TOTAL AVERAGE RATE OF LEVY, FOR THE YEARS 1904 TO 1921, INCLUSIVE  
TYLER COUNTY

YEAR	Assessed Value of Property				Taxes Levied				Total Average Rate of Levy on the \$100 Valuation	Per Cent. of Taxes Levied		
	Real Estate	Personal	Public Utility	Total	On Real Estate	On Personal Property	On Public Utility Property	On Total		On Real Estate	On Personal Property	On Public Utility Property
1904	\$ 2,555,377	3,234,965	130,929	5,921,271	\$ 51,086	63,907	2,240	117,233	1.980	43.6	54.5	1.9
1905	2,607,675	4,714,837	186,806	7,491,318	41,223	74,510	2,725	118,458	1.581	34.8	62.9	2.3
1906	6,017,541	6,309,541	2,756,584	15,083,666	44,270	46,378	20,304	110,952	.736	39.9	41.8	18.3
1907	6,048,469	5,868,950	4,140,198	16,057,617	49,865	48,278	34,126	132,269	.824	37.7	36.5	25.8
1908	6,048,469	5,125,554	4,586,595	15,760,618	52,190	44,171	39,550	135,911	.863	38.4	32.5	29.1
1909	6,486,486	5,135,690	5,037,133	16,659,309	59,263	46,355	39,359	144,977	.875	40.9	32.0	27.1
1910	6,580,335	5,131,220	5,573,200	17,284,755	61,958	47,684	44,384	154,026	.891	40.2	31.0	28.8
1911	6,706,405	4,979,452	6,282,322	17,968,179	61,782	46,330	48,231	156,343	.870	39.5	29.6	30.9
1912	6,960,635	5,096,410	6,573,224	18,629,669	71,598	53,386	55,020	180,004	.967	39.8	29.7	30.5
1913	6,967,835	5,637,270	7,095,118	19,700,223	84,110	68,646	73,308	226,064	1.148	37.2	30.4	32.4
1914	6,933,720	5,806,815	7,014,041	19,754,586	84,851	71,975	73,971	230,797	1.168	36.8	31.2	32.0
1915	6,814,565	5,291,005	6,421,991	18,527,561	94,944	75,271	79,653	249,868	1.349	38.0	30.1	31.9
1916	6,873,205	5,409,205	6,469,398	18,751,908	98,397	79,590	77,847	255,834	1.363	38.5	31.1	30.4
1917	7,067,900	6,456,518	6,328,045	19,852,463	119,348	112,201	93,166	324,715	1.633	36.8	34.6	28.6
1918	7,073,290	6,438,993	6,193,310	19,710,193	121,635	111,969	94,769	325,313	1.660	37.4	34.4	28.2
1919	7,118,885	6,564,727	6,093,583	19,777,145	148,622	138,212	111,439	398,273	2.014	37.3	34.7	28.0
1920	7,319,203	5,117,274	5,812,192	21,248,671	163,869	179,503	118,072	460,934	2.160	35.5	39.3	24.9
1921	7,377,060	7,822,373	5,665,410	20,864,843	147,908	156,546	98,725	403,189	1.930	36.7	38.8	24.5

**A COMPARATIVE TABLE SHOWING TOTAL ASSESSED VALUE OF REAL ESTATE, PERSONAL PROPERTY AND PUBLIC UTILITY PROPERTY, TAXES LEVIED AND PER CENT. ON EACH CLASS, AND THE TOTAL AVERAGE RATE OF LEVY, FOR THE YEARS 1904 TO 1921, INCLUSIVE**

**UPSHUR COUNTY**

YEAR	Assessed Value of Property				Taxes Levied				Total Average Rate of Levy on the \$100 Valuation	Per Cent. of Taxes Levied		
	Real Estate	Personal	Public Utility	Total	On Real Estate	On Personal Property	On Public Utility Property	On Total		On Real Estate	On Personal Property	On Public Utility Property
1904	\$ 2,258,733	1,107,063	167,110	3,532,906	46,598	24,164	3,213	73,975	2.093	63.0	32.6	4.4
1905	2,283,138	1,376,411	301,866	3,961,415	41,072	24,814	5,419	71,305	1.800	57.6	34.8	7.6
1906	6,786,756	2,304,265	1,615,813	10,706,834	48,469	16,437	11,543	76,449	.714	63.4	21.5	15.1
1907	6,881,724	2,409,938	1,828,902	11,120,624	53,671	18,846	14,329	86,846	.781	61.8	21.7	16.5
1908	6,936,514	2,359,431	1,676,628	10,972,573	56,383	19,181	13,650	89,214	.813	63.2	21.5	15.3
1909	8,039,122	2,544,786	1,668,230	12,252,138	67,035	22,912	13,141	103,088	.841	65.0	22.2	12.8
1910	7,983,791	2,641,460	1,740,368	12,365,619	67,457	22,626	13,630	103,713	.839	65.0	21.8	13.2
1911	8,073,619	2,719,558	1,864,684	12,657,861	64,957	23,736	14,309	103,002	.814	63.1	23.0	13.9
1912	8,146,869	2,716,609	1,743,556	12,607,034	66,441	24,182	13,112	103,735	.230	64.0	23.3	12.7
1913	8,178,306	2,781,010	1,739,312	12,698,628	69,490	25,732	13,413	108,635	.855	64.0	23.7	12.3
1914	8,243,729	3,151,364	1,691,677	13,086,770	74,983	31,227	14,258	120,468	.920	62.3	25.9	11.8
1915	8,361,905	3,179,654	1,687,038	13,228,597	82,610	34,267	15,835	132,712	1.003	62.2	25.8	12.0
1916	8,316,864	3,007,618	1,645,894	12,970,376	81,541	32,775	14,736	129,052	.995	63.2	25.4	11.4
1917	10,184,459	3,448,405	1,608,307	15,241,171	116,387	44,181	17,138	177,706	1.166	65.5	24.9	9.6
1918	11,092,475	4,042,110	1,572,460	16,707,045	129,187	52,360	17,662	199,209	1.192	64.8	26.3	8.9
1919	11,041,485	3,992,175	1,580,022	16,613,662	179,433	71,943	25,040	276,416	1.664	64.9	26.0	9.1
1920	11,239,305	3,335,560	1,588,179	16,163,044	222,497	62,253	30,238	314,988	1.949	70.6	19.8	9.60
1921	12,117,530	4,680,435	1,623,715	18,421,680	233,079	99,654	30,383	363,116	1.971	64.2	27.4	8.0

A COMPARATIVE TABLE SHOWING TOTAL ASSESSED VALUE OF REAL ESTATE, PERSONAL PROPERTY AND PUBLIC UTILITY PROPERTY, TAXES LEVIED AND PER CENT. ON EACH CLASS, AND THE TOTAL AVERAGE RATE OF LEVY, FOR THE YEARS 1904 TO 1921, INCLUSIVE

WAYNE COUNTY

YEAR	Assessed Value of Property				Total	Taxes Levied				Total Average Rate of Levy on the \$100 Valuation	Per Cent. of Taxes Levied		
	Real Estate	Personal	Public Utility	Total		On Real Estate	On Personal Property	On Public Utility Property	On Total		On Real Estate	On Personal Property	On Public Utility Property
1904	2,227,201	1,163,598	1,209,638	4,600,437	45,779	23,102	25,371	94,342	2.050	48.5	24.6	28.9	
1905	2,211,640	1,454,079	7,731,668	5,397,377	38,190	25,056	29,900	93,146	1.726	41.0	26.9	32.1	
1906	3,385,911	1,253,876	7,847,598	12,487,385	30,392	11,215	70,542	112,149	898	27.1	10.0	62.9	
1907	3,366,672	1,536,300	7,976,608	12,879,580	27,885	12,714	66,241	106,840	830	26.1	11.9	62.0	
1908	3,365,549	1,527,492	8,855,128	13,748,100	28,082	12,723	73,815	114,620	834	24.5	11.1	64.4	
1909	4,052,395	1,739,677	10,480,925	16,272,997	40,043	17,443	97,603	155,089	953	25.9	11.2	62.9	
1910	4,520,155	1,970,325	10,555,872	17,046,352	40,496	17,883	93,133	151,512	889	26.7	11.8	61.5	
1911	4,642,240	2,146,855	10,582,918	17,372,013	45,815	21,802	101,467	169,084	973	27.1	12.9	60.0	
1912	4,874,190	1,972,665	10,246,630	17,093,485	47,860	19,955	99,121	166,936	976	28.7	12.0	59.3	
1913	5,160,905	2,403,730	10,834,748	18,399,383	58,849	27,807	125,018	211,674	1,150	27.8	13.1	59.1	
1914	5,455,905	2,498,410	11,580,357	19,534,672	62,131	28,906	131,831	222,768	1,140	27.9	12.9	59.2	
1915	5,841,295	2,317,550	11,679,966	19,838,811	79,497	31,716	153,955	265,168	1,337	30.0	12.0	58.0	
1916	6,020,005	2,316,195	11,594,580	19,930,780	72,718	28,236	133,541	234,495	1,177	31.0	12.0	57.0	
1917	6,008,290	2,556,040	12,047,417	20,611,747	84,408	35,892	163,027	283,327	1,375	29.8	12.7	57.5	
1918	6,107,585	3,097,640	12,474,687	21,679,912	81,301	41,151	161,193	283,645	1,308	28.7	14.5	56.8	
1919	7,724,370	3,216,210	12,858,152	23,798,732	138,354	56,785	225,781	430,920	1,789	32.9	13.5	53.6	
1920	7,938,505	3,839,345	12,958,832	24,736,682	155,280	77,255	251,099	483,634	1,955	32.1	16.0	51.9	
1921	9,114,155	3,759,670	13,589,015	26,462,840	222,161	92,361	324,439	638,961	2,415	34.8	14.4	50.8	



A COMPARATIVE TABLE SHOWING TOTAL ASSESSED VALUE OF REAL ESTATE, PERSONAL PROPERTY AND PUBLIC UTILITY PROPERTY, TAXES LEVIED AND PER CENT. ON EACH CLASS, AND THE TOTAL AVERAGE RATE OF LEVY, FOR THE YEARS 1904 TO 1921, INCLUSIVE  
WEBSTER COUNTY

YEAR	Assessed Value of Property				Taxes Levied				Total Average Rate of Levy on the \$100 Valuation	Per Cent. of Taxes Levied		
	Real Estate	Personal	Public Utility	Total	On Real Estate	On Personal Property	On Public Utility Property	On Total		On Real Estate	On Personal Property	On Public Utility Property
1904	\$ 1,584,467	348,377	174,533	2,107,377	\$ 34,433	7,646	3,803	45,882	2.173	75.0	16.7	8.3
1905	1,219,095	785,645	207,335	2,212,075	21,261	13,698	3,627	38,586	1.744	55.1	35.5	9.4
1906	3,249,212	1,124,243	1,156,566	5,530,021	23,530	8,123	8,364	40,017	.723	58.8	20.3	20.9
1907	3,491,308	1,328,997	1,112,809	5,933,114	34,257	13,051	10,953	58,261	982	58.8	22.4	18.8
1908	3,512,587	1,431,479	1,113,140	6,057,206	35,186	14,317	11,162	60,665	1,001	58.0	23.6	18.4
1909	4,601,576	1,372,482	1,022,432	6,996,490	44,422	13,120	9,338	66,880	.956	66.4	19.6	14.0
1910	4,980,315	1,286,680	1,029,958	7,296,933	45,633	12,122	9,380	67,135	920	68.0	18.1	13.9
1911	4,985,745	1,432,148	1,014,572	7,432,465	39,632	11,831	8,139	59,622	.803	66.5	19.8	13.7
1912	4,926,115	1,460,575	1,030,608	7,417,298	45,413	13,757	9,464	68,634	.925	66.2	20.0	13.8
1913	5,865,740	1,385,401	1,041,751	8,292,892	56,313	13,477	9,782	79,572	960	70.8	16.9	12.3
1914	5,854,438	1,575,289	1,046,785	8,476,613	39,632	16,437	10,949	87,222	1,029	68.6	18.8	12.6
1915	5,831,257	1,517,285	1,222,605	8,571,147	65,892	17,913	14,260	98,065	1.144	67.2	18.3	14.5
1916	6,005,925	1,506,672	1,141,697	8,654,294	71,165	18,388	13,757	103,310	1.194	68.9	17.8	13.3
1917	6,289,450	1,702,535	1,119,397	9,111,382	80,861	22,306	14,477	117,644	1.291	68.7	19.0	12.3
1918	6,349,050	1,956,425	1,102,629	9,408,104	78,782	24,658	13,762	117,202	1.246	67.2	21.0	11.8
1919	7,329,930	2,274,865	1,100,162	10,704,957	133,392	42,932	21,654	197,968	1.849	67.4	21.7	10.9
1920	8,033,055	2,729,285	1,099,131	11,861,471	152,233	52,150	21,700	226,083	1.906	67.3	23.1	9.6
1921	7,588,475	2,394,470	1,103,507	11,086,452	172,107	57,120	26,843	256,070	2.31	67.2	22.3	10.5

A COMPARATIVE TABLE SHOWING TOTAL ASSESSED VALUE OF REAL ESTATE, PUBLIC UTILITY PROPERTY AND PERSONAL PROPERTY AND TAXES LEVIED AND PER CENT. ON EACH CLASS, AND THE TOTAL AVERAGE RATE OF LEVY, FOR THE YEARS 1904 TO 1921, INCLUSIVE

WETZEL COUNTY

YEAR	Assessed Value of Property				Taxes Levied			Total Average Rate of Levy on the \$100 Valuation	Per Cent. of Taxes Levied		
	Real Estate	Personal	Public Utility	Total	On Real Estate	On Personal Property	On Public Utility Property		On Real Estate	On Personal Property	On Public Utility Property
1904	\$ 3,014,091	2,836,807	549,151	6,400,049	\$ 75,689	67,387	13,143	2.432	48.5	43.1	8.4
1905	3,199,257	5,727,155	689,369	9,615,781	58,122	103,853	12,567	1.815	33.3	59.5	7.2
1906	10,378,662	6,143,335	9,034,419	26,456,416	69,166	40,935	66,343	.667	39.2	23.2	37.6
1907	10,619,905	6,161,975	14,667,326	31,449,206	77,485	44,933	106,829	729	33.8	19.6	46.6
1908	10,589,074	5,688,440	14,735,526	31,013,040	72,547	39,146	101,055	686	34.1	18.4	47.5
1909	11,887,330	6,137,965	14,682,147	32,707,442	85,179	44,032	95,583	.688	37.9	19.6	42.5
1910	13,035,705	5,617,521	18,871,663	37,524,979	85,184	40,386	120,715	658	34.6	16.4	49.0
1911	12,737,670	5,307,238	17,699,336	35,764,244	93,208	40,463	115,090	695	37.5	16.3	46.2
1912	13,240,760	5,271,484	15,743,902	34,256,146	92,417	38,997	103,068	.684	39.4	16.6	44.0
1913	13,795,675	5,818,599	15,351,666	34,895,940	121,984	55,083	132,143	880	39.5	17.8	42.7
1914	13,988,865	6,032,622	14,027,577	34,069,074	134,033	61,167	130,839	.954	41.1	18.8	40.1
1915	13,924,300	5,685,384	13,596,287	33,205,931	145,939	62,096	140,341	1.049	41.9	17.8	40.3
1916	12,895,595	5,584,042	13,747,162	32,226,799	168,559	73,519	167,618	1.237	39.8	18.2	42.0
1917	13,171,555	6,071,430	14,341,194	33,584,089	191,900	92,171	209,395	1.469	38.9	18.7	42.4
1918	13,021,105	6,570,170	14,866,519	34,394,794	191,760	99,863	222,622	1.495	37.3	19.4	43.3
1919	13,185,635	6,331,700	14,963,491	34,480,826	231,524	123,908	294,356	1.944	37.6	18.5	43.9
1920	13,234,065	7,088,565	15,068,720	35,351,950	283,764	158,592	325,881	2.176	36.9	20.7	42.4
1921	13,535,085	8,245,513	14,374,657	36,155,257	269,480	171,971	292,217	1.990	36.7	23.5	39.8

A COMPARATIVE TABLE SHOWING TOTAL ASSESSED VALUE OF REAL ESTATE, PERSONAL PROPERTY AND PUBLIC UTILITY PROPERTY, TAXES LEVIED AND PER CENT. ON EACH CLASS, AND THE TOTAL AVERAGE RATE OF LEVY, FOR THE YEARS 1904 TO 1921, INCLUSIVE.

WIRT COUNTY

YEAR	Assessed Value of Property			Total	Taxes Levied			Total Average Rate of Levy on the \$100 Valuation	Per Cent. of Taxes Levied		
	Real Estate	Personal	Public Utility		On Real Estate	On Personal Property	On Public Utility Property		On Real Estate	On Personal Property	On Public Utility Property
1904	\$ 1,173,184	353,779	43,278	1,570,241	25,884	7,861	963	2,210	74.6	22.6	2.8
1905	1,108,113	801,498	56,319	2,055,930	22,317	14,929	1,034	1,862	58.3	39.0	2.7
1906	1,952,642	814,283	301,357	3,068,482	24,586	10,244	3,827	1,260	63.6	29.5	9.9
1907	1,964,506	827,854	440,601	3,233,051	23,730	9,991	5,308	1,207	60.8	25.6	13.6
1908	1,966,314	810,772	438,957	3,225,043	20,492	8,533	4,569	1,042	61.0	25.4	13.6
1909	2,078,615	1,040,985	480,675	3,600,275	10,266	10,025	4,325	.934	57.3	29.8	12.9
1910	2,140,750	1,147,660	475,182	3,763,592	18,661	10,150	3,972	857	56.9	31.0	12.1
1911	2,104,380	1,050,995	508,041	3,762,416	21,929	11,230	6,017	1,041	56.0	28.7	15.3
1912	2,104,360	1,003,850	596,085	3,704,295	22,124	10,869	5,942	1,053	56.8	27.9	15.3
1913	2,408,485	1,182,210	665,769	4,256,444	24,323	12,104	6,478	1,088	56.7	28.2	15.1
1914	2,549,815	1,403,570	651,782	4,605,167	27,093	15,097	6,661	1,061	55.5	30.9	13.6
1915	2,581,825	1,460,930	595,334	4,638,089	32,000	18,006	7,142	1,232	56.0	31.5	12.5
1916	2,611,810	1,622,400	539,545	4,773,755	29,725	18,204	8,958	1,131	55.1	33.9	11.0
1917	2,847,900	1,931,420	908,287	5,347,607	41,709	28,022	8,123	1,456	53.6	36.0	10.0
1918	2,991,140	2,370,965	945,915	5,914,020	40,075	31,007	7,068	1,321	51.3	39.7	9.0
1919	3,129,145	2,107,975	936,713	6,173,833	55,530	36,899	16,417	1,763	51.0	33.9	15.1
1920	3,517,255	2,618,360	655,473	6,791,108	55,069	39,776	10,226	1,847	52.4	37.9	9.7
1921	3,491,280	2,209,130	596,855	6,297,265	64,963	40,106	11,194	1,846	55.9	34.3	9.6

A COMPARATIVE TABLE SHOWING TOTAL ASSESSED VALUE OF REAL ESTATE, PERSONAL PROPERTY AND PUBLIC UTILITY PROPERTY, TAXES LEVIED AND PER CENT. ON EACH CLASS, AND THE TOTAL AVERAGE RATE OF LEVY, FOR THE YEARS 1904 TO 1921, INCLUSIVE  
WOOD COUNTY

YEAR	Assessed Value of Property				Total	Taxes Levied				Total Average Rate of Levy on the \$100 Valuation	Per Cent. of Taxes Levied		
	Real Estate	Personal	Public Utility	Total		On Real Estate	On Personal Property	On Public Utility Property	On Total		On Real Estate	On Personal Property	On Public Utility Property
1904	\$ 8,810,905	3,699,360	1,438,551	13,948,816	234,761	100,432	34,669	369,862	2.652	63.4	27.2	9.4	
1905	8,969,345	5,818,535	1,331,838	16,119,738	206,574	133,884	30,411	370,869	2.300	55.7	36.1	8.2	
1906	22,199,720	7,846,500	6,983,341	37,029,561	222,514	78,753	70,208	371,475	1.003	59.9	21.2	18.9	
1907	22,501,970	8,006,240	7,954,050	37,052,260	241,904	85,784	78,873	406,561	1.071	59.5	21.1	19.4	
1908	22,753,305	9,810,780	7,927,666	40,491,751	218,246	93,978	76,114	388,358	.979	56.2	24.2	19.6	
1909	24,363,170	10,708,728	8,359,821	44,012,719	241,019	106,359	73,899	420,477	.955	57.3	25.1	17.6	
1910	25,300,070	11,247,898	8,253,033	44,801,001	236,001	106,606	69,590	412,197	.920	57.2	25.9	16.9	
1911	25,877,230	11,122,444	8,301,280	45,301,044	242,845	106,063	70,451	419,359	.926	57.9	25.3	16.8	
1912	26,464,150	11,655,965	8,231,818	46,351,923	248,770	111,800	69,110	429,680	.928	57.9	26.0	16.1	
1913	26,750,680	12,123,500	8,172,145	47,046,415	280,515	129,846	76,537	486,898	1.035	57.6	26.7	16.7	
1914	27,728,090	12,726,560	8,156,880	48,611,530	320,969	150,613	87,824	559,406	1.151	57.4	26.9	16.7	
1915	28,210,720	12,761,100	8,048,105	49,019,925	377,499	175,264	98,374	651,137	1.328	58.0	26.9	15.1	
1916	28,476,590	12,437,900	7,846,686	48,761,176	365,399	161,078	92,246	618,723	1.269	59.1	26.0	14.9	
1917	28,897,210	13,476,460	8,250,261	50,533,931	445,360	212,637	112,637	770,681	1.525	57.8	27.6	14.6	
1918	28,675,170	14,993,160	8,300,147	51,968,477	419,340	221,326	111,934	752,600	1.448	55.7	29.4	14.9	
1919	28,734,700	15,223,620	8,068,401	52,016,721	529,542	281,563	140,265	951,370	1.828	55.7	29.6	14.7	
1920	29,192,200	18,117,240	8,049,938	55,359,378	591,747	368,325	149,397	1,109,469	2.004	53.3	33.2	13.5	
1921	31,089,970	19,711,560	8,214,923	59,016,453	600,952	383,100	143,826	1,127,978	1.911	53.3	34.0	12.7	

A COMPARATIVE TABLE SHOWING TOTAL ASSESSED VALUE OF REAL ESTATE, PERSONAL PROPERTY AND PUBLIC UTILITY PROPERTY, TAXES LEVIED AND PER CENT. ON EACH CLASS, AND THE TOTAL AVERAGE RATE OF LEVY, FOR THE YEARS 1904 TO 1921, INCLUSIVE

WYOMING COUNTY

YEAR	Assessed Value of Property			Taxes Levied			Total Average Rate of Levy on the \$100 Valuation	Per Cent. of Taxes Levied		
	Real Estate	Personal	Public Utility	Total	On Real Estate	On Personal Property		On Public Utility Property	On Real Estate	On Personal Property
1904	\$ 1,074,787	\$ 413,818	\$	\$ 1,488,605	\$ 23,248	\$ 9,006	2.153	73.1	37.9	8.0
1905	1,075,617	488,508		1,564,123	21,347	9,080	1.983	68.8	31.2	10.5
1906	6,411,992	910,547	6,438	7,328,977	35,246	4,966	.550	87.5	13.4	00.1
1907	6,736,207	1,100,452	350,790	8,187,449	49,149	8,002	.790	82.3	13.4	4.2
1908	6,457,502	1,050,796	1,030,293	8,538,590	48,131	7,831	.746	75.6	12.3	12.1
1909	10,740,686	1,074,533	1,207,371	13,022,590	75,460	7,592	.689	84.2	8.6	7.3
1910	8,968,855	1,017,700	1,034,267	11,020,822	65,348	7,519	.746	82.9	9.1	8.0
1911	8,941,565	1,025,960	1,119,335	11,086,860	67,896	7,903	.753	81.4	9.5	9.1
1912	8,893,045	961,536	1,179,843	11,034,424	54,066	6,967	.700	70.0	9.0	31.0
1913	9,076,021	1,069,800	1,325,479	11,471,300	68,659	8,384	.748	80.0	8.8	10.2
1914	8,936,569	931,585	1,317,259	11,185,413	74,703	7,671	.823	81.0	8.3	10.6
1915	11,286,845	1,066,570	1,635,835	13,829,250	129,425	11,280	1.138	83.3	7.2	10.5
1916	11,338,515	1,073,413	1,603,855	14,015,783	143,029	13,327	1.258	81.1	7.6	11.3
1917	14,046,516	1,598,060	1,712,870	17,357,476	203,110	23,477	1.453	90.5	9.2	10.2
1918	14,457,980	2,072,134	1,756,080	18,286,204	201,083	29,846	1.406	78.2	11.6	10.2
1919	16,568,620	2,029,660	1,946,215	20,544,495	346,754	43,020	2.111	80.0	10.1	9.9
1920	16,755,845	2,477,810	1,946,214	21,199,869	357,984	57,635	2.172	77.7	13.5	9.8
1921	20,163,346	3,075,680	2,390,683	25,629,709	436,562	72,083	2.209	77.5	13.7	9.8

A COMPARATIVE TABLE FOR STATE SHOWING TOTAL ASSESSED VALUE OF REAL ESTATE, PERSONAL PROPERTY AND PUBLIC UTILITY PROPERTY, TAXES LEVIED AND PER CENT. ON EACH CLASS, AND THE TOTAL AVERAGE RATE OF LEVY, FOR THE YEARS 1904 TO 1921, INCLUSIVE.

YEAR	Assessed Value of Property				Taxes Levied				Total Average Rate of Levy on the \$100 Valuation	Per Cent. of Taxes Levied		
	Real Estate	Personal	Public Utility	Total	On Real Estate	On Personal Property	On Public Utility Property	On Total		On Real Estate	On Personal Property	On Public Utility Property
										On Real Estate	On Personal Property	On Public Utility Property
1904	\$ 168,480,150	\$ 80,306,209	\$ 30,043,300	\$ 278,829,659	\$ 3,608,388	\$ 1,758,419	\$ 641,956	\$ 6,008,763	2.155	60.1	29.3	10.6
1905	169,026,710	126,281,620	36,052,845	331,361,175	3,101,282	2,316,840	662,823	6,080,945	1.836	51.0	38.1	10.9
1906	475,174,841	193,573,192	209,093,726	877,841,759	3,635,374	1,485,061	1,599,296	6,719,731	.765	54.1	22.1	23.8
1907	480,274,675	199,264,834	242,696,766	931,236,275	4,100,580	1,671,474	2,038,574	7,810,628	839	52.5	21.4	26.1
1908	490,715,670	204,166,662	251,354,364	946,236,696	4,155,678	1,729,531	2,121,878	8,007,087	846	51.9	21.6	26.5
1909	578,883,366	223,438,900	261,386,208	1,063,708,474	5,049,178	2,069,022	2,084,734	9,202,934	865	54.9	22.5	22.6
1910	601,187,043	235,795,169	282,845,961	1,119,828,173	5,151,526	2,101,953	2,205,801	9,459,280	845	54.5	22.5	23.0
1911	619,156,816	238,325,680	290,523,540	1,148,006,036	5,307,482	2,157,718	2,374,624	9,739,822	848	54.5	22.1	23.4
1912	633,747,633	239,236,606	295,028,419	1,168,012,658	5,488,279	2,183,903	2,357,656	10,029,838	868	54.8	21.8	23.4
1913	668,477,603	262,637,372	312,200,688	1,243,315,543	6,503,998	2,684,298	2,840,455	12,028,751	968	54.1	22.3	23.6
1914	683,119,300	281,623,615	317,665,663	1,282,408,578	7,104,110	3,087,064	3,093,153	13,344,327	1,041	53.7	23.1	23.2
1915	691,446,971	274,157,288	320,966,265	1,286,569,524	8,504,744	3,517,874	3,079,071	15,702,289	1,225	54.4	22.3	23.3
1916	696,729,871	278,798,294	323,022,687	1,298,550,852	8,723,050	3,616,897	3,734,196	16,074,082	1,238	54.3	22.5	23.2
1917	723,778,583	316,055,426	336,365,819	1,376,199,828	10,317,315	4,482,977	4,482,022	19,437,314	1,433	53.1	23.9	23.0
1918	746,596,517	338,142,114	345,714,123	1,440,451,754	10,707,006	5,369,640	4,988,204	20,605,450	1,421	52.0	25.7	22.3
1919	760,648,033	371,602,428	349,522,671	1,490,773,132	14,982,984	7,398,159	6,384,516	28,765,659	1.93	52.1	25.7	22.2
1920	801,235,500	424,252,082	354,066,817	1,579,599,399	18,121,231	9,775,738	7,474,599	35,371,668	2.239	51.2	27.7	21.1
1921	879,083,110	449,199,758	367,785,493	1,696,068,361	19,943,101	10,433,205	7,869,938	38,246,244	2.255	52.1	27.3	20.6

# PUBLIC UTILITY PROPERTY

A TABLE SHOWING THE ASSESSED VALUE BY COMPANIES AND COUNTIES OF THE PROPERTY OF RAILROAD, OIL AND  
GAS PIPE LINE, WATER, LIGHT AND POWER, TELEPHONE AND TELEGRAPH, EXPRESS, CAR LINE  
AND TOLL BRIDGE COMPANIES FOR THE YEARS 1920 AND 1921, AS ASSESSED  
BY THE BOARD OF PUBLIC WORKS

## STEAM RAILROADS

	1920	1921
<b>ALEXANDER &amp; EASTERN R. R. Co.</b>		
Upshur County.....	\$ 15,600	\$ 14,444
Randolph County.....	59,400	55,000
Webster County.....		5,556
Total.....	\$ 75,000	\$ 75,000
<b>BIG SANDY &amp; CUMBERLAND R. R. Co.</b>		
Mingo County.....	\$ 3,000	\$ 3,000
<b>BENWOOD &amp; WHEELING CONNECTING R. R. Co.</b>		
Marshall County.....	\$ 175,000	\$ 175,000
<b>BUFFALO CREEK &amp; GAULEY R. R. Co.</b>		
Clay County.....	\$ 275,000	\$ 350,000
<b>BALTIMORE &amp; OHIO R. R. SYSTEM.</b>		
Cumberland Division:		
Jefferson County.....	\$ 1,846,513	\$ 1,846,513
Berkeley County.....	2,920,425	2,920,425
Morgan County.....	6,145,172	6,145,172
Hampshire County.....	1,723,745	1,723,745
Mineral County.....	2,889,953	2,889,953
Preston County.....	4,897,076	4,897,076
Taylor County.....	1,008,993	1,008,993
Total Cumberland Division.....	\$ 21,431,877	\$ 21,431,877
Monongah Division:		
Taylor County.....	\$ 2,660,784	\$ 2,660,784
Harrison County.....	2,390,130	2,390,130
Doddridge County.....	1,638,260	1,638,260
Ritchie County.....	2,064,812	2,064,813
Wood County.....	1,989,230	1,989,230
Wood County (Bridge).....	620,000	620,000
Total Monongah Division.....	\$ 11,363,207	\$ 11,363,207
Wheeling Division:		
Taylor County.....	\$ 1,231,724	\$ 1,231,724
Marion County.....	3,789,032	3,789,032
Marion County (Fairmont Yards).....	766,032	766,032
Wetsel County.....	875,503	875,503
Marshall County.....	4,463,780	4,463,780
Ohio County.....	408,997	408,997
Total Wheeling Division.....	\$ 11,535,068	\$ 11,535,068

	1920	1921
<b>Palatine Branch:</b>		
Marion County.....	\$ 66,350	\$ 66,350
<b>Hickman Branch:</b>		
Marion County.....	\$ 54,750	\$ 54,750
<b>Astor Branch:</b>		
Taylor County.....	\$ 1,705	\$ 1,705
Barbour County.....	525	525
<b>Total.....</b>	<b>\$ 2,230</b>	<b>\$ 2,230</b>
<b>Wheeling, Pittsburg &amp; Baltimore R. R.:</b>		
Ohio County.....	\$ 1,321,179	\$ 1,321,179
<b>Fairmont, Morgantown &amp; Pittsburg R. R.:</b>		
Marion County.....	\$ 520,784	\$ 520,784
Monongalia County.....	1,832,961	1,832,961
<b>Total.....</b>	<b>\$ 2,353,735</b>	<b>\$ 2,353,735</b>
<b>Ohio River R. R.:</b>		
Marshall County.....	\$ 1,475,289	\$ 1,475,289
Wetzel County.....	741,573	741,573
Tyler County.....	778,782	778,782
Pleasants County.....	937,377	937,377
Wood County.....	2,326,153	2,326,153
Jackson County.....	1,533,320	1,533,320
Mason County.....	2,759,340	2,759,340
Cabell County.....	954,072	954,072
Wayne County.....	745	745
<b>Total.....</b>	<b>\$ 11,506,651</b>	<b>\$ 11,506,651</b>
<b>Grafton &amp; Belington R. R.:</b>		
Taylor County.....	\$ 495,315	\$ 495,315
Barbour County.....	1,900,968	1,900,968
<b>Total.....</b>	<b>\$ 2,396,283</b>	<b>\$ 2,396,283</b>
<b>Monongahela River R. R.:</b>		
Marion County.....	\$ 1,122,977	\$ 1,122,977
Harrison County.....	1,429,757	1,429,757
<b>Total.....</b>	<b>\$ 2,552,734</b>	<b>\$ 2,552,734</b>
<b>Winchester &amp; Potomac R. R.:</b>		
Jefferson County.....	\$ 771,440	\$ 771,440
<b>Huntington &amp; Big Sandy R. R.:</b>		
Cabell County.....	\$ 389,572	\$ 389,572
Wayne County.....	261,195	261,195
<b>Total.....</b>	<b>\$ 650,767</b>	<b>\$ 650,767</b>
<b>West Virginia &amp; Pittsburg R. R.:</b>		
Harrison County.....	\$ 503,739	\$ 503,739
Lewis County.....	908,365	908,365
Braxton County.....	921,432	921,432
Webster County.....	750,177	750,177
Nicholas County.....	547,275	547,275
<b>Total.....</b>	<b>\$ 3,630,988</b>	<b>\$ 3,630,988</b>



	1920	1921
Ravenswood, Spencer & Glenville R. R.:		
Jackson County.....	\$ 349,329	\$ 349,329
Roane County.....	348,502	348,502
Total.....	\$ 697,831	\$ 697,831
South Branch R. R.:		
Hampshire County.....	\$ 273,637	\$ 273,637
Berkeley Springs & Potomac R. R.:		
Morgan County.....	\$ 178,156	\$ 178,156
Ripley & Mill Creek Valley R. R.:		
Jackson County.....	\$ 167,480	\$ 167,480
Pt. Pleasant, Buckhannon & Tygarts Valley R. R.:		
Barbour County.....	\$ 167,287	\$ 167,287
Upshur County.....	169,273	169,273
Total.....	\$ 336,560	\$ 336,560
West Virginia Short Line R. R.:		
Wetzel County.....	\$ 1,169,777	\$ 1,169,777
Harrison County.....	791,310	791,310
Total.....	\$ 1,961,087	\$ 1,961,087
Faw Paw R. R.:		
Marion County.....	\$ 143,490	\$ 143,490
Cherry Run & Potomac Valley R. R.:		
Berkeley County.....	\$ 663,380	\$ 663,380
Morgan County.....	59,200	59,200
Total.....	\$ 722,580	\$ 722,580
Patterson Creek & Potomac R. R.:		
Mineral County.....	\$ 380,085	\$ 380,085
Burnersville Branch:		
Barbour County.....	\$ 98,980	\$ 98,980
Berryburg Branch:		
Barbour County.....	\$ 102,780	\$ 102,780
Sutton Branch:		
Braxton County.....	\$ 101,564	\$ 101,564
Pickens Branch:		
Lewis County.....	\$ 184,904	\$ 184,904
Upshur County.....	620,673	620,673
Randolph County.....	124,279	124,279
Total.....	\$ 929,856	\$ 929,856
Baker Branch:		
Jefferson County.....	\$ 89,365	\$ 89,365
Catawba Branch:		
Marion County.....	\$ 41,100	\$ 41,100
Fairmont Belt Line R. R.:		
Marion County.....	\$ 23,250	\$ 23,250

	1920	1921
<b>Hampton Cut-Off:</b>		
Upshur County.....	\$ 33,000	\$ 33,000
<b>Moorefield &amp; Virginia R. R.:</b>		
Hampshire County.....	\$ 189,430	\$ 189,430
Hardy County.....	288,276	288,276
Grant County.....	47,330	47,330
Total.....	\$ 525,026	\$ 525,026
<b>Magnolia Branch:</b>		
Morgan County.....	\$ 813,592	\$ 813,592
Hampshire County.....	235,642	235,642
Total.....	\$ 1,049,234	\$ 1,049,234
<b>GRAND TOTAL BALTIMORE &amp; OHIO R. R. SYSTEM.....</b>	<b>\$ 81,500,000</b>	<b>\$ 81,500,000</b>
<b>BELINGTON &amp; NORTHERN R. R. Co.</b>		
Barbour County.....	\$ 15,000	\$ 15,000
<b>CHEMICAL &amp; HELVETIA R. R. Co.</b>		
Upshur County.....	\$ 17,997	\$ 17,800
Randolph County.....	22,003	22,200
Total.....	\$ 40,000	\$ 40,000
<b>CLARKSBURG BRANCH (B. &amp; O.)</b>		
Harrison County.....	4,620	4,620
Upshur County.....	3,060	3,060
Total.....	\$ 7,680	\$ 7,680
<b>CAIRO &amp; KANAWHA R. R. Co.</b>		
Ritchie County.....	\$ 60,000	\$ 60,000
<b>CAMPBELLS CREEK R. R. Co.</b>		
Kanawha County.....	\$ 150,000	\$ 250,000
<b>CUMBERLAND VALLEY &amp; MARTINSBURG R. R. Co.</b>		
Berkeley County.....	\$ 700,000	\$ 700,000
<b>CENTRAL WEST VIRGINIA &amp; SOUTHERN R. R. Co.</b>		
Tucker County.....	\$ 106,004	\$ 109,480
Randolph County.....	68,996	65,520
Total.....	\$ 175,000	\$ 175,000
<b>COAL &amp; COKE RY. Co. (Branch B. &amp; O. R. R.)</b>		
Kanawha County.....	\$ 570,722	\$ 570,722
Clay County.....	915,142	915,142
Braxton County.....	1,042,981	1,042,981
Gilmer County.....	25,605	25,605
Lewis County.....	281,303	281,303
Upshur County.....	439,453	439,453
Barbour County.....	142,675	142,675
Randolph County.....	582,119	582,119
Total.....	\$ 4,000,000	\$ 4,000,000

	1920	1921
<b>CHESAPEAKE &amp; OHIO R. R. SYSTEM.</b>		
Main Line:		
Greenbrier County .....	\$ 2,631,760	\$ 2,605,180
Monroe County .....	350,182	346,645
Summers County .....	3,349,187	3,315,360
Fayette County .....	5,622,802	5,566,012
Kanawha County .....	4,885,061	4,835,722
Putnam County .....	1,266,939	1,254,143
Cabell County .....	3,412,523	3,378,057
Wayne County .....	696,795	689,757
Total .....	\$ 22,215,249	\$ 21,990,876
Loup Creek Branch:		
Fayette County .....	\$ 408,367	\$ 404,242
South Side Branch:		
Fayette County .....	\$ 255,040	\$ 252,464
Keneys Creek Branch:		
Fayette County .....	\$ 199,395	\$ 197,381
Hawks Nest Branch:		
Fayette County .....	\$ 85,080	\$ 84,221
Cabin Creek Branch:		
Kanawha County .....	\$ 1,033,481	\$ 1,023,042
Raleigh County .....	343,548	340,078
Boone County .....	600,617	594,551
Total .....	\$ 1,977,646	\$ 1,957,671
Gauley Branch:		
Fayette County .....	\$ 184,529	\$ 182,665
Nicholas County .....	185,725	183,849
Total .....	\$ 370,254	\$ 366,514
Dingess Run Branch R. R.:		
Logan County .....	\$ .....	\$ 261
Greenbrier Branch:		
Greenbrier County .....	\$ 725,760	\$ 718,430
Pocahontas County .....	1,382,478	1,368,515
Total .....	\$ 2,108,238	\$ 2,086,945
Piney Creek Branch:		
Fayette County .....	\$ 5,100	\$ 5,048
Raleigh County .....	985,707	975,751
Total .....	\$ 990,807	\$ 980,799
White Oak Branch:		
Fayette County .....	\$ 93,546	\$ 92,601
Powelton Branch:		
Fayette County .....	\$ 164,655	\$ 162,992

	1920	1921
<b>Guyandotte Valley Branch:</b>		
Cabell County.....	\$ 380,539	\$ 351,948
Lincoln County.....	759,897	752,222
Logan County.....	1,489,842	1,643,180
Mingo County.....		1,496
<b>Total</b> .....	<b>\$ 2,630,278</b>	<b>\$ 2,748,846</b>
<b>Rock Lick Branch:</b>		
Fayette County.....	\$ 21,735	\$ 21,515
<b>Morris Creek Branch:</b>		
Kanawha County.....	\$ 33,800	\$ 33,260
<b>Paint Creek Branch:</b>		
Kanawha County.....	\$ 315,132	\$ 311,949
Fayette County.....	222,260	220,015
<b>Total</b> .....	<b>\$ 537,392</b>	<b>\$ 531,964</b>
<b>Laurel Creek Branch:</b>		
Fayette County.....	\$ 110,735	\$ 109,617
<b>Rend Creek Branch:</b>		
Fayette County.....	\$ 90,285	\$ 89,373
<b>Coal River Branch:</b>		
Kanawha County.....	\$ 533,184	\$ 528,148
Boone County.....	1,350,389	1,547,861
Lincoln County.....	228,157	225,852
Logan County.....	267,938	265,232
<b>Total</b> .....	<b>\$ 2,379,668</b>	<b>\$ 2,567,113</b>
<b>Raleigh &amp; Southwestern Branch:</b>		
Raleigh County.....	\$ 26,650	\$ 26,380
Fayette County.....	350	
<b>Total</b> .....	<b>\$ 27,000</b>	<b>\$ 26,380</b>
<b>Piney River &amp; Paint Creek Branch:</b>		
Raleigh County.....	\$ 113,310	\$ 112,165
<b>White Oak Branch (Price Hill Division):</b>		
Fayette County.....	\$ 37,575	\$ 37,195
<b>Logan &amp; Southern Branch:</b>		
Logan County.....	\$ 150,145	\$ 145,605
<b>GRAND TOTAL FOR CHESAPEAKE &amp; OHIO RAILROAD SYSTEM</b> ...	<b>\$ 35,000,000</b>	<b>\$ 35,000,000</b>
<b>CUMBERLAND &amp; PENNA. R. R. Co.</b>		
Mineral County.....	\$ 15,000	\$ 15,000
<b>ERBACON &amp; SUMMERSVILLE R. R. Co.</b>		
Webster County.....	\$ 34,855	\$ 46,709
Nicholas County.....	25,145	33,291
<b>Total</b> .....	<b>\$ 60,000</b>	<b>\$ 80,000</b>

	1920	1921
<b>GREENBRIER, CHEAT &amp; ELK R. R. Co.</b>		
Pocahontas County.....	\$ 385,844	\$ 391,569
Randolph County.....	422,202	92,935
Webster County.....	91,954	115,496
Total.....	\$ 900,000	\$ 600,000
<b>GAULEY &amp; EASTERN RY. Co.</b>		
Fayette County.....	\$ 100,000	\$ .....
<b>GLADY &amp; ALPENA R. R. Co.</b>		
Tucker County.....	\$ 7,524	\$ 7,555
Randolph County.....	37,476	37,445
Total.....	\$ 45,000	\$ 45,000
<b>GUTAN, BIG UGLY &amp; COAL RIVER RY. Co.</b>		
Lincoln County.....	\$ 15,000	\$ 15,000
<b>HARRISVILLE SOUTHERN R. R. Co.</b>		
Ritchie County.....	\$ 85,000	\$ 100,000
<b>ISLAND CREEK R. R. Co.</b>		
Logan County.....	\$ 300,000	\$ 500,000
<b>KANAWHA &amp; COAL R. R. Co.</b>		
Kanawha County.....	\$ 10,000	\$ 10,000
<b>KELLEYS CREEK &amp; NORTHWESTERN R. R. Co.</b>		
Kanawha County.....	\$ 75,000	\$ 100,000
<b>KELLEYS CREEK IMPROVEMENT Co.</b>		
Kanawha County.....	\$ 40,000	\$ 50,000
<b>KANAWHA CENTRAL RY. Co.</b>		
Kanawha County.....	\$ 30,000	\$ 30,000
<b>KANAWHA, GLEN JEAN &amp; EASTERN R. R. Co.</b>		
Fayette County.....	\$ 264,381	\$ 275,922
Raleigh County.....	85,619	74,078
Total.....	\$ 350,000	\$ 350,000
<b>KANAWHA &amp; WEST VA. R. R. Co.</b>		
Kanawha County.....	\$ 543,300	\$ 692,194
Nicholas County.....	56,700	61,334
Fayette County.....	.....	96,472
Total.....	\$ 600,000	\$ 850,000
<b>KANAWHA &amp; MICHIGAN RY. Co.</b>		
Mason County.....	\$ 1,345,001	\$ 1,288,496
Putnam County.....	1,289,206	1,204,488
Kanawha County.....	2,560,731	2,413,992
Fayette County.....	805,062	843,024
Total.....	\$ 6,000,000	\$ 5,750,000
<b>LORAMA RAILROAD Co.</b>		
Ritchie County.....	\$ 20,000	\$ 20,000

	1920	1921
<b>LOOP &amp; LOOKOUT R. R. Co.</b>		
Fayette County .....	\$ 72,625	\$ 72,625
Greenbrier County .....	52,375	52,375
Total .....	\$ 125,000	\$ 125,000
<b>LITTLE KANAWHA R. R. Co.</b>		
Wood County .....	\$ 85,613	\$ 73,320
Wirt County .....	89,387	76,680
Total .....	\$ 175,000	\$ 150,000
<b>KELLEY'S CREEK R. R. Co.</b>		
Kanawha County .....	\$ 25,000	\$ 25,000
<b>MANNE CREEK R. R. Co. (Babcock Coal &amp; Coke Co.)</b>		
Fayette County .....	\$ 15,000	\$ 15,000
<b>MONONGAHELA RY. Co.</b>		
Monongalia County .....	\$ 1,429,135	\$ 1,466,280
Marion County .....	570,865	533,720
Total .....	\$ 2,000,000	\$ 2,000,000
<b>MORGANTOWN &amp; KINGWOOD R. R. Co.</b>		
Monongalia County .....	\$ 294,437	\$ 583,960
Preston County .....	706,563	1,416,040
Total .....	\$ 1,000,000	\$ 2,000,000
<b>NORFOLK &amp; WESTERN RY. SYSTEM.</b>		
Maine Line:		
Jefferson County .....	\$ 750,297	\$ 788,562
Mercer County .....	5,594,687	5,880,016
McDowell County .....	6,947,034	7,301,333
Mingo County .....	8,575,404	9,012,750
Wayne County .....	4,115,191	4,325,066
Total .....	\$ 25,982,613	\$ 27,307,727
<b>Jeager &amp; Southern Ry. (Dry Fork Branch)</b>		
McDowell County .....	\$ 1,998,688	\$ 2,100,621
<b>Big Sandy Branch:</b>		
Mingo County .....	\$ 535,586	\$ 562,901
Wayne County .....	4,129,452	4,340,054
Total .....	\$ 4,665,038	\$ 4,902,955
<b>Bluestone Branch:</b>		
Mercer County .....	\$ 1,827,600	\$ 1,990,807
<b>Lenore Branch R. R.:</b>		
Mingo County .....	\$	\$ 1,628
<b>Norfolk Branch:</b>		
McDowell County .....	\$ 418,219	\$ 439,548
<b>Tug Fork Branch:</b>		
McDowell County .....	\$ 1,664,731	\$ 1,749,632

	1920	1921
<b>West Virginia &amp; Southwestern. (Clear Fork Branch):</b>		
McDowell County.....	\$ 292,799	\$ 307,732
<b>Potts Valley Branch:</b>		
Monroe County.....	\$ 160,312	\$ 167,142
<b>GRAND TOTAL FOR NORFOLK &amp; WESTERN RAILWAY SYSTEM....</b>	<b>\$ 37,000,000</b>	<b>\$ 38,887,792</b>
<b>POCAHONTAS R. R. Co.</b>		
Pocahontas County.....	\$ 30,000	\$ 30,000
<b>PRESTON R. R. Co.</b>		
Preston County.....	\$ 31,316	\$ 31,379
Tucker County.....	53,684	53,821
<b>Total.....</b>	<b>\$ 85,000</b>	<b>\$ 85,000</b>
<b>PICKENS &amp; WEBSTER R. R. Co.</b>		
Webster County.....	\$ 20,000	\$ 17,500
Randolph County.....	20,000	17,500
<b>Total.....</b>	<b>\$ 40,000</b>	<b>\$ 35,000</b>
<b>P. C. C. &amp; St. L. Ry.:</b>		
Brooke County.....	\$ 1,283,291	\$ 1,274,820
Hancock County.....	89,739	90,513
<b>Total.....</b>	<b>\$ 1,373,030</b>	<b>\$ 1,365,333</b>
<b>New Cumberland Branch:</b>		
Hancock County.....	\$ 638,330	\$ 638,409
Brooke County.....	3,204	3,136
<b>Total.....</b>	<b>\$ 641,534</b>	<b>\$ 641,545</b>
<b>Wheeling Branch:</b>		
Breake County.....	\$ 1,084,994	\$ 993,587
Ohio County.....	815,467	844,264
Marshall County.....	134,975	155,271
<b>Total.....</b>	<b>\$ 1,985,436</b>	<b>\$ 1,993,122</b>
<b>Wheeling Terminal Ry.:</b>		
Ohio County.....	\$ 803,075	\$ 803,075
Marshall County.....	46,925	46,925
<b>Total.....</b>	<b>\$ 850,000</b>	<b>\$ 850,000</b>
<b>GRAND TOTAL FOR PENNSYLVANIA R. R. SYSTEM.....</b>	<b>\$ 4,850,000</b>	<b>\$ 4,850,000</b>
<b>PICKENS &amp; HACKERS VALLEY R. R. Co.</b>		
Randolph County.....	\$ 9,189	\$ 9,190
Webster County.....	30,811	30,810
<b>Total.....</b>	<b>\$ 40,000</b>	<b>\$ 40,000</b>
<b>PANTHER R. R. Co.</b>		
McDowell County.....	\$ 5,000	\$ 5,000
<b>ROWLESBURG &amp; SOUTHERN R. R. Co.</b>		
Preston County.....	\$ 25,000	\$ 25,000
<b>RICHWOOD &amp; GAULEY R. R. Co.</b>		
Nicholas County.....	\$ 25,000	\$ 25,000

	1920	1921
<b>RALEIGH &amp; POCAHONTAS R. R. Co.</b>		
Raleigh County.....	\$ 6,000	\$ 6,000
<b>SEWELL VALLEY R. R. Co.</b>		
Summers County.....	\$ 95,610	\$ 106,707
Fayette County.....	128,224	140,410
Greenbrier County.....	51,166	52,883
Total.....	\$ 275,000	\$ 300,000
<b>STROUDS CREEK &amp; MUDDLETT R. R. Co.</b>		
Nicholas County.....	\$ 31,642	\$ 39,526
Webster County.....	42,358	35,475
Total.....	\$ 75,000	\$ 75,000
<b>TWIN MOUNTAIN &amp; POTOMAC R. R. Co.</b>		
Mineral County.....	\$ 24,000	\$.....
Grant County.....	1,000	.....
Total.....	\$ 25,000	\$.....
<b>TUG RIVER &amp; KENTUCKY R. R. Co.</b>		
Mingo County.....	\$ 18,800	\$.....
<b>VIRGINIAN RY. Co.</b>		
Fayette County (Main Line).....	\$ 1,497,156	\$ 1,610,665
Raleigh County.....	2,023,718	2,387,740
Wyoming County.....	1,687,838	1,929,861
Mercer County.....	2,541,288	2,931,704
Total.....	\$ 7,750,000	\$ 8,860,000
<b>VALLEY RIVER R. R. Co.</b>		
Randolph County.....	\$ 45,000	\$ 50,000
<b>WINDING GULF R. R. Co.</b>		
Cabell County.....	1,209	\$ 1,158
<b>WESTERN MARYLAND R. R. SYSTEM.</b>		
Main Line:		
Mineral County.....	\$ 2,228,065	\$ 2,068,830
Grant County.....	450,956	422,771
Tucker County.....	1,036,936	972,128
Randolph County.....	1,173,339	1,100,005
Barbour County.....	199,337	186,878
Morgan County.....	231,061	216,610
Berkeley County.....	36,141	33,882
Marion County.....	259,818	243,580
Harrison County.....	229,067	214,750
Total.....	\$ 5,844,730	\$ 5,479,434
Elk Garden & Hartmansville Extension:		
Mineral County.....	\$ 229,118	\$ 214,796
Davis Branch:		
Tucker County.....	\$ 140,556	\$ 131,771
Huttonsville Extension:		
Randolph County.....	\$ 321,775	\$ 301,664



	1920	1921
<b>Durbin Branch (Coal &amp; Iron Ry.):</b>		
Randolph County.....	\$ 748,040	\$ 701,287
Pocahontas County.....	449,768	421,658
Total.....	\$ 1,197,808	\$ 1,122,945
<b>Belington Branch (Belington &amp; Beaver Creek Ry.):</b>		
Barbour County.....	\$ 117,583	\$ 110,234
Randolph County.....	23,528	22,057
Total.....	\$ 141,111	\$ 132,291
<b>Dartmouth Branch:</b>		
Barbour County.....	\$ 24,243	\$ 22,728
<b>Cheat Haven &amp; Bruceton R. R. Co.:</b>		
Monongalia County.....	\$ 40,000	\$ 75,000
<b>Cherry Run Branch:</b>		
Morgan County.....	\$ 80,897	\$ 75,841
<b>Keyser Branch:</b>		
Mineral County.....	\$ 18,994	\$ 17,807
<b>Charlton Branch:</b>		
Berkeley County.....	\$ 768	\$ 721
GRAND TOTAL FOR WESTERN MARYLAND R. R. SYSTEM.....	\$ 8,000,000	\$ 7,500,000
<b>PITTSBURG &amp; WEST VA. RAILWAY.</b>		
Brooke County.....	\$ 550,000	\$ 550,000
<b>WHITE SULPHUR &amp; HUNTERSVILLE R. R. Co.</b>		
Greenbrier County.....	\$ 36,036	\$ 36,026
Pocahontas County.....	3,964	3,974
Total.....	\$ 40,000	\$ 40,000
<b>WILLIAMSON &amp; POND CREEK R. R. Co.</b>		
Mingo County.....	\$ 35,000	\$ .....
<b>WEST VIRGINIA MIDLAND R. R. Co.</b>		
Braxton County.....	\$ 40,715	\$ 28,227
Webster County.....	99,240	71,728
Taylor County.....	45	45
Total.....	\$ 140,000	\$ 100,000
<b>WALKERSVILLE &amp; IRELAND R. R. Co.</b>		
Lewis County.....	\$ 5,000	\$ 5,000
<b>WINIFREDE R. R. Co.</b>		
Kanawha County.....	\$ 150,000	\$ 150,000
<b>WEST VIRGINIA &amp; NORTHERN R. R. Co.</b>		
Preston County.....	\$ 120,000	\$ 150,000
<b>WEST VIRGINIA &amp; SOUTHERN R. R. Co.</b>		
Kanawha County.....	\$ 30,000	\$ 30,000

## STREET RAILROAD COMPANIES

	1920	1921
<b>STREET RAILROAD COMPANIES—HAND SET</b>		
<b>APPALACHIAN POWER Co.</b>		
Mercer County.....	\$ 200,000	\$ .....
<b>CHARLESTON INTERURBAN R. R. Co.</b>		
Kanawha County.....	\$ 1,550,000	\$ 1,700,000
<b>CITY RAILWAY Co.</b>		
Marshall County.....	\$ 12,161	\$ 8,539
Ohio County.....	312,839	216,464
Total.....	\$ 325,000	\$ 225,000
<b>CHARLESTON-DUNBAR TRACTION Co.</b>		
Kanawha County.....	\$ 250,000	\$ 250,000
<b>STUBENVILLE, EAST LIVERPOOL &amp; BRAVER VALLEY TRACTION Co.</b>		
Hancock County.....	\$ 200,000	\$ 200,000
<b>GRAPTON LIGHT &amp; POWER Co.</b>		
Taylor County.....	\$ 130,000	\$ 100,000
<b>KANAWHA TRACTION &amp; ELECTRIC Co.</b>		
Wood County.....	\$ 1,000,000	\$ 1,000,000
<b>LEWISBURG &amp; RONCEVERTE RY. Co.</b>		
Greenbrier County.....	\$ 30,000	\$ 25,000
<b>MONONGAHELA VALLEY TRACTION Co.</b>		
Taylor County.....	\$ .....	\$ 3,500
Harrison County.....	2,580,485	2,517,728
Marion County.....	3,122,736	3,986,937
Lewis County.....	496,779	480,435
Barbour County.....	.....	3,400
Total.....	\$ 6,200,000	\$ 6,992,000
<b>MORGANTOWN &amp; PITTSBURGH RY. Co.</b>		
Monongalia County.....	\$ 6,000	\$ 7,000
<b>MORGANTOWN &amp; WHEELING RY. Co.</b>		
Monongalia County.....	\$ 150,000	\$ 150,000
<b>NEWELL BRIDGE &amp; RAILWAY Co.</b>		
Hancock County.....	\$ 100,000	\$ 100,000
<b>OHIO VALLEY ELECTRIC RY. Co.</b>		
Cabell County.....	\$ 756,573	\$ 742,882
Wayne County.....	243,427	257,118
Total.....	\$ 1,000,000	\$ 1,000,000
<b>PAN HANDLE TRACTION Co.</b>		
Brooke County.....	\$ 304,993	\$ 301,709
Ohio County.....	295,007	298,291
Total.....	\$ 600,000	\$ 600,000
<b>PRINCETON POWER Co.</b>		
Mercer County.....	\$ 275,000	\$ 475,000

	1920	1921
<b>STUBENVILLE, WELLSBURG &amp; WHEATON RY. Co.</b>		
Brooke County.....	\$ 384,395	\$ 384,116
Hancock County.....	65,606	65,884
Total.....	\$ 450,000	\$ 450,000
<b>SOUTH MORGANTOWN TRACTION Co.</b>		
Monongalia County.....	\$ 30,000	\$ 50,000
<b>TYLER TRACTION Co.</b>		
Tyler County.....	\$ 150,000	\$ 140,000
<b>UNION TRACTION Co.</b>		
Tyler County.....	\$ 35,686	\$ 46,672
Wetzel County.....	39,314	58,986
Total.....	\$ 75,000	\$ 105,658
<b>WEST VIRGINIA TRACTION &amp; ELECTRIC Co.</b>		
Ohio County.....	\$ 1,000,000	\$ 1,000,000
<b>WHEELING TRACTION Co.</b>		
Ohio County.....	\$ 984,138	\$ 1,190,864
Marshall County.....	765,862	459,136
Total.....	\$ 1,750,000	\$ 1,650,000
<b>WEST VIRGINIA TRACTION &amp; ELECTRIC Co.</b>		
Monongalia County.....	\$ 475,000	\$ 475,000
<b>WELLSBURG, BETHANY &amp; WASHINGTON RY. Co.</b>		
Brooke County.....	\$ 40,000	\$ 40,000

## OIL AND GAS PIPE LINE COMPANIES

<b>BAILEY GAS COMPANY.</b>		
Pleasants County.....	\$ 20,000	\$ 30,000
<b>BEREA HEAT &amp; LIGHT Co.</b>		
Ritchie County.....	\$ 5,000	\$ .....
<b>BRIDGEPORT NATURAL GAS &amp; OIL Co.</b>		
Harrison County.....	\$ 75,000	\$ 80,000
<b>BUCKHANNON FUEL Co.</b>		
Upshur County.....	\$ 10,000	\$ 15,000
<b>BLUEFIELD GAS &amp; POWER Co.</b>		
Mercer County.....	\$ 50,000	\$ 75,000
<b>COMET OIL &amp; GAS Co.</b>		
Taylor County.....	\$ 150,000	\$ 100,000
<b>CITY &amp; SUBURBAN GAS Co.</b>		
Ohio County.....	\$ 96,765	\$ 96,733
Marshall County.....	203,235	203,267
Total.....	\$ 300,000	\$ 300,000

	1920	1921
<b>CHARLESTON-DUNBAR NATURAL GAS CO.</b>		
Putnam County.....	\$ 141,433	\$ 225,000
Lincoln County.....	55,250	125,000
Kanawha County.....	303,317	350,000
Total.....	\$ 500,000	\$ 700,000
<b>BRISTOL OIL &amp; GAS CO.</b>		
Harrison County.....	\$ 35,000	\$ .....
<b>CENTERVILLE PIPE LINE &amp; GAS CO.</b>		
Tyler County.....	\$ 1,000	\$ 1,000
<b>CARNEGIE NATURAL GAS CO.</b>		
Calhoun County.....	\$ 1,782	\$ 3,065
Doddridge County.....	664,386	772,843
Gilmer County.....	49,383	50,055
Harrison County.....	481,429	469,992
Lewis County.....	117,490	116,345
Marion County.....	775,232	780,926
Marshall County.....	343,354	345,202
Monongalia County.....	395,769	398,106
Ritchie County.....	341,946	398,969
Tyler County.....	299,984	290,735
Wetzel County.....	1,279,245	1,373,762
Total.....	\$ 4,750,000	\$ 5,000,000
<b>CAMERON HEAT &amp; LIGHT CO.</b>		
Marshall County.....	\$ 50,000	\$ 45,000
<b>CLARESBURG LIGHT &amp; HEAT CO.</b>		
Doddridge County.....	\$ 57,794	\$ 58,383
Harrison County.....	1,437,674	1,437,674
Lewis County.....	4,532	18,697
Wirt County.....		64
Wood County.....		5,236
Total.....	\$ 1,500,000	\$ 1,520,054
<b>CHARLES TOWN GAS &amp; WATER CO.</b>		
Jefferson County.....	\$ 10,000	\$ 10,000
<b>COLUMBIA GAS &amp; ELECTRIC CO.</b>		
Cabell County.....	\$ 1,065,248	\$ 1,147,000
Lincoln County.....	3,664,644	3,935,000
Putnam County.....	134,392	144,000
Wayne County.....	1,645,716	1,774,000
Total.....	\$ 6,500,000	\$ 7,000,000
<b>EUREKA PIPE LINE CO.</b>		
Braxton County.....	\$ 4,444	\$ 4,353
Brooke County.....	62,618	48,175
Cabell County.....	11,780	11,694
Calhoun County.....	183,677	196,448
Clay County.....	22,851	26,676
Doddridge County.....	539,243	542,564
Gilmer County.....	233,121	263,415
Hancock County.....	147,996	144,885
Harrison County.....	881,760	829,012
Jackson County.....	137,449	142,996

	1920	1921
Kanawha County.....	628,696	596,847
Lewis County.....	289,683	286,606
Lincoln County.....	402,900	401,076
Marion County.....	1,153,744	1,164,911
Marshall County.....	182,095	181,447
Mason County.....	292	286
Monongalia County.....	2,341,386	2,297,113
Ohio County.....	8,684	8,043
Pleasants County.....	698,048	670,557
Putnam County.....	292,097	287,523
Ritchie County.....	1,346,495	1,306,799
Roane County.....	851,016	827,617
Tyler County.....	1,316,831	1,278,086
Wayne County.....	145,847	143,571
Wetzel County.....	917,299	913,049
Wirt County.....	306,620	304,508
Wood County.....	394,328	371,738
<b>Total.....</b>	<b>\$ 13,500,000</b>	<b>\$ 13,250,000</b>
<b>FAY COMPANY</b>		
Fayette County.....	\$ 7,000	\$ .....
<b>GLENVILLE NATURAL GAS Co.</b>		
Gilmer County.....	\$ 20,000	\$ 25,000
<b>GASSAWAY GAS Co.</b>		
Braxton County.....	\$ 25,000	\$ 25,000
<b>GODFREY L. CABOT</b>		
Harrison County.....	\$ .....	\$ 70,000
Calhoun County.....	250,000	430,000
Roane County.....	250,000	250,000
Wirt County.....	172,000	104,000
Kanawha County.....	35,000	33,000
Fayette County.....	.....	7,000
<b>Total.....</b>	<b>\$ 707,000</b>	<b>\$ 894,000</b>
<b>HUNTINGTON DEVELOPMENT &amp; GAS Co.</b>		
Putnam County.....	\$ 21,094	\$ 33,464
Cabell County.....	247,216	650,645
Logan County.....	2,736	938
Wayne County.....	57,760	109,110
Lincoln County.....	921,194	1,198,776
Mingo County.....	.....	7,067
<b>Total.....</b>	<b>\$ 1,250,000</b>	<b>\$ 2,000,000</b>
<b>HOME PETROLEUM &amp; NATURAL GAS Co.</b>		
Harrison County.....	\$ 30,000	\$ 35,000
<b>HARSHBARGER OIL &amp; GAS Co.</b>		
Cabell County.....	\$ 100,000	\$ 125,000
<b>HOPE NATURAL GAS Co.</b>		
Barbour County.....	\$ 96,993	\$ 114,589
Braxton County.....	350,725	380,547
Brooke County.....	63,178	48,992
Calhoun County.....	1,319,055	1,439,330
Clay County.....	20,893	8,268
Doddridge County.....	3,877,693	3,532,503

	1920	1921
Gilmer County.....	900,586	1,151,404
Harrison County.....	8,918,360	9,137,228
Lewis County.....	4,013,103	3,761,196
Marion County.....	2,960,879	3,177,422
Marshall County.....	725,845	761,804
Monongalia County.....	1,143,388	1,130,487
Nicholas County.....	221	276
Pleasants County.....	269,949	306,303
Ritchie County.....	2,345,137	2,485,395
Roane County.....	1,183	1,563
Taylor County.....	97,561	101,356
Tyler County.....	1,390,884	1,219,656
Upshur County.....	18,462	30,598
Wetzel County.....	5,226,811	4,946,073
Kanawha County.....	500	625
Wirt County.....	62,492	81,322
Wood County.....	547,300	531,063
<b>Total.....</b>	<b>\$ 34,350,000</b>	<b>\$ 34,350,000</b>
<b>IMPERIAL OIL &amp; GAS PRODUCTS CO.</b>		
Ritchie County.....	\$ 156,361	\$ 234,018
Tyler County.....	49	87
Doddridge County.....	243,590	265,865
<b>Total.....</b>	<b>\$ 400,000</b>	<b>\$ 500,000</b>
<b>J. B. CATHER GAS CO.</b>		
Taylor County.....	\$ 9,000	\$ 10,000
<b>JANE LEW LIGHT &amp; HEAT CO.</b>		
Lewis County.....	\$ 7,000	\$ 8,000
<b>KEENER OIL, NATURAL GAS &amp; FUEL CO.</b>		
Lewis County.....	\$ 150,000	\$ 150,000
<b>LUMBERPORT GAS CO.</b>		
Harrison County.....	\$ 40,000	\$ 50,000
<b>LIGHT, FUEL &amp; POWER COMPANY OF W. VA.</b>		
Braxton County.....	\$ 40,000	\$ 40,000
<b>MONTGOMERY GAS CO.</b>		
Kanawha County.....	\$ 133,000	\$ 156,000
Fayette County.....	17,000	19,000
<b>Total.....</b>	<b>\$ 150,000</b>	<b>\$ 175,000</b>
<b>HERMAN MOORE (Gas Plant)</b>		
Lincoln County.....	\$ 8,000	\$ 8,000
<b>KING &amp; KINGREY (Gas Property)</b>		
Lincoln County.....	\$ 20,000	\$ 20,000
<b>MONONGAHELA VALLEY TRACTION CO.</b>		
<b>(Gas Department)</b>		
Calhoun County.....	\$ 190	\$ 165
Gilmer County.....	538	468
Ritchie County.....	1,425	1,238
Lewis County.....	663	576
Marion County.....	1,031,665	1,051,987
Monongalia County.....	68,460	61,750

	1920	1921
Harrison County.....	96,616	83,431
Wetzel County.....	442	385
Total.....	\$ 1,200,000	\$ 1,200,000
<b>MANUFACTURERS GAS &amp; ELECTRIC LIGHT Co.</b>		
Marshall County.....	\$ 30,000	\$ 40,000
<b>MARTINSBURG GAS Co.</b>		
Berkeley County.....	\$ 45,000	\$ 70,000
<b>MANUFACTURERS LIGHT &amp; HEAT Co.</b>		
Hancock County.....	\$ 638,615	\$ 656,853
Brooke County.....	473,258	490,963
Ohio County.....	434,066	439,974
Marshall County.....	3,211,508	3,274,891
Wetzel County.....	2,804,164	2,683,086
Tyler County.....	885,999	847,256
Doddridge County.....	883,297	907,668
Marion County.....	375,134	348,195
Logan County.....	12,540	16,479
Raleigh County.....	3,271	3,315
Mingo County.....	4,517	4,575
Braxton County.....		3,123
Harrison County.....	33,777	34,051
Monongalia County.....	289,374	289,053
Kanawha County.....	480	488
Total.....	\$ 9,900,000	\$ 10,000,000
<b>MOUNTAIN STATE GAS Co.</b>		
Boone County.....	\$	\$ 7,931
Kanawha County.....	100,000	142,060
Total.....	\$ 100,000	\$ 150,000
<b>NATURAL GAS Co. OF W. VA.</b>		
Ohio County.....	\$ 346,988	\$ 351,352
Marshall County.....	103,012	98,648
Total.....	\$ 450,000	\$ 450,000
<b>NORTHERN NATURAL GAS Co.</b>		
Preston County.....	\$ 19,000	\$ 20,175
Grant County.....	6,000	4,825
Total.....	\$ 25,000	\$ 25,000
<b>OHIO FUEL OIL Co.</b>		
Braxton County.....	\$ 597	\$ 6,964
Boone County.....	4,798	9,313
Calhoun County.....		372
Clay County.....	119,770	248,963
Putnam County.....	1,003	3,734
Raleigh County.....	8	15
Jackson County.....	59,608	122,050
Kanawha County.....	2,114,501	2,220,416
Lincoln County.....	216,156	283,420
Mason County.....	3,668	18,227
Roane County.....	975,676	1,326,423
Wayne County.....	75	186
Wirt County.....	3,802	8,279

	1920	1921
Gilmer County.....		323
Cabell County.....	338	733
Nicholas County.....		582
Total.....	\$ 3,500,000	\$ 4,250,000
<b>PT. PLEASANT NATURAL GAS CO.</b>		
Mason County.....	\$ 25,000	\$ 25,000
<b>PURE OIL PIPE LINE CO.</b>		
Monongalia County.....	\$ 238,734	\$ 252,387
Preston County.....	83,124	82,394
Wetzel County.....	397,788	390,519
Tyler County.....	82,008	78,878
Pleasants County.....	32,816	31,488
Marion County.....	98,682	97,554
Harrison County.....	2,682	2,135
Brooke County.....	5,486	5,438
Hancock County.....	2,604	2,581
Marshall County.....	45,006	45,701
Doddridge County.....	11,070	10,925
Total.....	\$ 1,000,000	\$ 1,000,000
<b>RENO GAS CO.</b>		
Tyler County.....	\$ 820	\$ 820
<b>VALVOLINE PIPE LINES DEPT.</b>		
Brooke County.....	\$ 27,000	\$ 27,370
Hancock County.....	3,000	2,630
Total.....	\$ 30,000	\$ 30,000
<b>PITTSBURG &amp; WEST VIRGINIA GAS CO.</b>		
Barbour County.....	\$ 1,419	\$ 1,475
Braxton County.....	466,215	469,508
Doddridge County.....	1,532,934	1,504,359
Gilmer County.....	249,337	278,037
Harrison County.....	1,684,736	1,696,598
Lewis County.....	1,821,419	1,919,717
Marion County.....	1,088,758	1,139,450
Marshall County.....	2,211	2,512
Monongalia County.....	464,352	465,273
Pleasants County.....	64	64
Ritenie County.....	447,649	526,088
Taylor County.....	327,998	338,890
Tyler County.....	599,029	584,922
Upshur County.....	14,882	4,145
Webster County.....	203	203
Wetzel County.....	1,538,794	1,568,799
Total.....	\$ 10,200,000	\$ 10,500,000
<b>RACCOON GAS CO.</b>		
Doddridge County.....	\$	\$ 2,860
Harrison County.....	125,000	125,000
Total.....	\$ 125,000	\$ 127,860
<b>RANDALL GAS CO.</b>		
Monongalia County.....	\$ 113,820	\$ 241,122
Marion County.....	36,180	58,878
Total.....	\$ 150,000	\$ 300,000



	1920	1921
<b>ROSEDALE FUEL &amp; WATER CO.</b>		
Braxton County.....	\$ 1,000	\$ 1,000
<b>RESERVE GAS CO.</b>		
Doddridge County.....	\$ 367,773	\$ 389,949
Harrison County.....	2,796,897	2,860,963
Lewis County.....	4,678,617	4,507,182
Pleasants County.....	282,957	302,463
Ritchie County.....	635,749	675,610
Wood County.....	238,007	263,833
Total.....	\$ 9,000,000	\$ 9,000,000
<b>SALEM NATURAL GAS CO.</b>		
Doddridge County.....	\$ 13,500	\$.....
Harrison County.....	11,500	.....
Total.....	\$ 25,000	\$.....
<b>SHINNERTON CONSOLIDATED GAS CO.</b>		
Harrison County.....	\$ 6,000	\$ 6,000
<b>SHIELDS OIL &amp; GAS CO.</b>		
Boone County.....	\$ 15,000	\$ 20,000
<b>SUN TRANSPORTATION CO.</b>		
Jackson County.....	\$.....	\$ 10,000
Kanawha County.....	30,000	20,000
Total.....	\$ 30,000	\$ 30,000
<b>TROT OIL &amp; GAS CO.</b>		
Gilmer County.....	\$ 2,000	\$ 1,500
<b>SOUTHERN WEST VA. OIL &amp; GAS CO.</b>		
Wayne County.....	\$ 110,000	\$.....
<b>G. B. TRAVIS (Gas Plant)</b>		
Doddridge County.....	\$ 3,000	\$ 5,000
<b>UNITED FUEL GAS CO.</b>		
Nicholas County.....	\$.....	\$ 272
Braxton County.....	319	18,382
Boone County.....	95,572	100,015
Cabell County.....	1,097,864	1,060,897
Calhoun County.....	200,305	178,156
Clay County.....	561,324	676,741
Fayette County.....	15,186	14,553
Gilmer County.....	261,829	232,742
Jackson County.....	694,854	780,551
Kanawha County.....	6,767,875	7,964,657
Lincoln County.....	136,572	151,460
Logan County.....	213,968	186,906
Mason County.....	4,839	5,707
Mingo County.....	719,975	673,187
Putnam County.....	511,245	542,060
Roane County.....	3,449,468	3,906,514
Wayne County.....	412,434	417,035
Raleigh County.....	106,371	108,716
Wirt County.....	.....	1,443
Total.....	\$ 15,250,000	\$ 17,000,000

	1920	1921
<b>VIRGIL I. ALLEN</b>		
Doddridge County.....	\$ 2,000	\$ 1,500
<b>WEST VIRGINIA HEAT &amp; LIGHT Co.</b>		
Ritchie County.....	\$ 45,500	\$ 57,998
Doddridge County.....	4,500	2,002
Total.....	\$ 50,000	\$ 60,000
<b>AMEPURU OIL &amp; GAS Co.</b>		
Harrison County.....	\$ 100,000	\$ 200,000
<b>WEST VIRGINIA &amp; MARYLAND GAS Co.</b>		
Harrison County.....	\$ 25,515	\$ 25,600
Lewis County.....	170,895	171,473
Upshur County.....	45,439	45,590
Barbour County.....	96,374	53,739
Randolph County.....	23,758	23,838
Tucker County.....	185,464	174,618
Preston County.....	58,921	61,080
Grant County.....	50,901	51,504
Mineral County.....	142,733	143,224
Braxton County.....		49,334
Total.....	\$ 800,000	\$ 800,000
<b>WEST VIRGINIA CENTRAL GAS Co.</b>		
Braxton County.....	\$ 43,690	\$ 64,480
Lewis County.....	612,239	563,159
Gilmer County.....	272	276
Harrison County.....	148,003	143,204
Upshur County.....	43,382	59,293
Barbour County.....	55,619	59,738
Randolph County.....	63,822	74,155
Tucker County.....	32,973	35,085
Total.....	\$ 1,000,000	\$ 1,000,000
<b>WEST VIRGINIA PIPE LINE Co.</b>		
Pleasants County.....	\$ 58,000	\$ 51,820
Tyler County.....	77,000	110,706
Marion County.....	33,000	20,934
Wetzel County.....	82,000	91,540
Total.....	\$ 250,000	\$ 275,000
<b>WEST UNION GAS Co.</b>		
Doddridge County.....	\$ 30,000	\$ 50,000
<b>WETZEL NATURAL GAS Co.</b>		
Wetzel County.....	\$ 12,000	\$ 15,000
<b>WEST VIRGINIA TRACTION &amp; ELECTRIC Co.</b> (Gas Department)		
Monongalia County.....	\$ 566,466	\$ 565,636
Marion County.....	33,534	34,364
Total.....	\$ 600,000	\$ 600,000

## WATER, LIGHT AND POWER COMPANIES

	1920	1921
<b>APPALACHIAN POWER Co.</b>		
McDowell County.....	\$ 1,903,390	\$ 1,998,768
Mercer County.....	966,670	1,079,739
Raleigh County.....	102,150	119,155
Wyoming County.....	277,790	427,338
Total.....	\$ 3,250,000	\$ 3,625,000
 <b>BROOKS ELECTRIC Co.</b>		
Hancock County.....	\$ 35,000	\$ 98,000
Brooke County.....	250,000	252,000
Ohio County.....	35,000	.....
Marshall County.....	30,000	.....
Total.....	\$ 350,000	\$ 350,000
 <b>BENWOOD &amp; McMEHEN CON. WATER Co.</b>		
Marshall County.....	\$ 50,000	\$ 50,000
 <b>BLUEFIELD WATER WORKS &amp; IMP. Co.</b>		
Mercer County.....	\$ 250,000	\$ 300,000
 <b>BUCKHANNON LIGHT &amp; WATER Co.</b>		
Upshur County.....	\$ 75,000	\$ 75,000
 <b>BELLEPOINT WATER WORKS Co.</b>		
Summers County.....	\$ 1,500	\$ 1,500
 <b>BRANWELL WATER Co.</b>		
Mercer County.....	\$ 15,000	\$ 17,500
 <b>BECKLEY ELECTRIC LIGHT &amp; POWER Co.</b>		
Raleigh County.....	\$ 85,000	\$ 95,000
 <b>BETHANT IMPROVEMENT ASSOCIATION</b>		
Brooke County.....	\$ 5,000	\$ 5,000
 <b>CONSUMERS HEAT, LIGHT, WATER &amp; POWER Co.</b>		
Barbour County.....	\$ 25,000	\$ 25,000
 <b>BARBOURSVILLE WATER &amp; LIGHT Co.</b>		
Cabell County.....	\$ 3,000	\$ 3,000
 <b>ATHENS POWER Co.</b>		
Mercer County.....	\$ 5,000	\$ 6,000
 <b>BERKELEY SPRINGS WATER WORKS Co.</b>		
Morgan County.....	\$ 10,000	\$ 10,000
 <b>CLENDENIN WATER, LIGHT &amp; FUEL Co.</b>		
Kanawha County.....	\$ 12,000	\$ 12,000
 <b>CATLETTSBURG, KENOVA &amp; CEREDO WATER Co.</b>		
Wayde County.....	\$ 30,000	\$ 30,000
 <b>CHARLES TOWN WATER Co.</b>		
Jefferson County.....	\$ 40,000	\$ 50,000
 <b>BULLOCK REALTY Co.</b>		
Fayette County.....	\$ 5,000	\$ 6,000

	1920	1921
CEREDO WATER & LIGHT Co. Wayne County.....	\$ 15,000	\$ 15,000
CLARKSBURG GAS & ELECTRIC Co. Harrison County.....	\$ 450,000	\$ 500,000
CONSOLIDATED LIGHT, HEAT & POWER Co. Cabell County.....	\$ 323,000	\$ 467,932
Wayne County.....	927,000	1,032,068
Total.....	<u>\$ 1,250,000</u>	<u>\$ 1,500,000</u>
DUNBAR LAND Co. (Water Department) Kanawha County.....	\$ 10,000	\$ 20,000
DAVIS ELECTRIC LIGHT Co. Tucker County.....	\$ 8,000	\$ .....
ELKINS POWER Co. Randolph County.....	\$ 75,000	\$ 75,000
FOLLANSBEE WATER & LIGHT Co. Brooke County.....	\$ 45,000	\$ 50,000
FARMERS EXCHANGE Co. Hampshire County.....	\$ 5,000	\$ 6,000
FAYETTE PUBLIC SERVICE CORPORATION Fayette County.....	\$ 12,000	\$ 12,000
FLAT TOP ICE & STORAGE Co. McDowell County.....	\$ 20,000	\$ 30,000
GASSAWAY DEVELOPMENT Co. Braxton County.....	\$ 15,000	\$ 15,000
GLENDALE WATER Co. Marshall County.....	\$ 8,000	\$ 8,000
FAIRVIEW ELECTRIC LIGHT & POWER Co. Marion County.....	\$ 3,500	\$ 3,500
CHERRY RIVER BOOM & LUMBER Co. Nicholas County.....	\$ 25,000	\$ 25,000
HARTLAND POWER Co. Clay County.....	\$ 20,000	\$ 20,000
PETTONA GAS Co. Boone County.....	\$ .....	\$ 15,000
GLENVILLE WATER & LIGHT Co. Gilmer County.....	\$ 6,000	\$ 6,000
GOODSELL UTILITY Co. Pocahontas County.....	\$ 10,000	\$ 8,000
GEE ELECTRIC Co. Ohio County.....	\$ 2,500	\$ 2,500
G. H. BRADY WATER Co. Barbour County.....	\$ 1,200	\$ 1,200

	1920	1921
HUNTINGTON WATER Co.		
Cabell County.....	\$ 900,000	\$ 1,000,000
HENDRICKS WATER Co.		
Tucker County.....	\$ 2,000	\$ 2,000
HINTON WATER, LIGHT & SUPPLY Co.		
Summers County.....	\$ 75,000	\$ 75,000
HAMBLETON WATER Co.		
Tucker County.....	\$ 2,500	\$ 2,500
HARPERS FERRY ELECTRIC LIGHT & POWER Co.		
Jefferson County.....	\$ 12,000	\$ 12,000
HANCOCK COUNTY ELECTRIC Co.		
Brooke County.....	\$ .....	\$ 23,500
Hancock County.....	85,000	176,500
Total.....	\$ 85,000	\$ 200,000
KINGWOOD WATER Co.		
Preston County.....	\$ 10,000	\$ 10,000
KIMBALL LIGHT & WATER Co.		
McDowell County.....	\$ 25,000	\$ 25,000
KEYSER ELECTRIC LIGHT Co.		
Mineral County.....	\$ 30,000	\$ 50,000
LOGAN WATER WORKS Co.		
Logan County.....	\$ 30,000	\$ 35,000
LOVELAND LIGHT & WATER Co.		
Ohio County.....	\$ 10,000	\$ 10,000
LOGAN COUNTY LIGHT & POWER Co.		
Boone County.....	\$ 100,000	\$ 35,000
Logan County.....	1,500,000	1,565,000
Total.....	\$ 1,600,000	\$ 1,600,000
MATEWAN LIGHT & POWER Co.		
Mingo County.....	\$ 8,000	\$ 7,000
MATOAKA WATER WORKS Co.		
Mercer County.....	\$ 6,000	\$ 6,000
MARTINSBURG POWER Co.		
(Potomac Light & Power Co., Successor)		
Berkeley County.....	\$ 325,000	\$ 467,294
Jefferson County.....	25,000	32,706
Total.....	\$ 350,000	\$ 500,000
MONONGAHELA VALLEY TRACTION Co. (Electric Dept.)		
Monongalia County.....	\$ .....	\$ 8,000
HOME LIGHT		
Preston County.....	\$ 4,000	\$ 4,000
MULLENS POWER		
Wyoming County.....	\$ 6,000	\$ 15,000

	1920	1921
<b>MONTGOMERY UTILITIES</b>		
Kanawha County.....		\$ 400
Fayette County.....	\$ 15,000	19,600
Total.....	\$ 15,000	\$ 20,000
<b>MIDDLEBOURNE WATER CO</b>		
Tyler County.....	\$ 8,000	\$ 8,000
<b>MOUNT HOPE ELECTRIC POWER &amp; WATER CO.</b>		
Fayette County.....	\$ 8,000	\$ 10,000
<b>MOUNTAIN MILLING Co.</b>		
Greenbrier County.....	\$ 10,000	\$ 18,000
<b>MATOAKA ELECTRIC POWER CO.</b>		
Mercer County.....	\$ 40,000	\$ 40,000
<b>MONTGOMERY LIGHT &amp; WATER IMPROVEMENT Co.</b>		
Fayette County.....	\$ 30,000	\$ 25,000
<b>MOUNDSVILLE WATER Co.</b>		
Marshall County.....	\$ 110,000	\$ 110,000
<b>MADISON UTILITIES Co.</b>		
Boone County.....	\$ 12,000	\$ 12,000
<b>NEW CUMBERLAND WATER &amp; GAS Co.</b>		
Hancock County.....	\$ 15,000	\$ 15,000
<b>NEWELL WATER &amp; POWER Co.</b>		
Hancock County.....	\$ 50,000	\$ 50,000
<b>NORTHERN VIRGINIA POWER Co.</b>		
Jefferson County.....	\$ 401,757	\$ 629,018
Berkeley County.....	110,347	98,677
Morgan County.....	87,896	72,305
Total.....	\$ 600,000	\$ 800,000
<b>MOUNTAIN STATE ELECTRIC Co.</b>		
Putnam County.....	\$ 5,000	\$ 5,000
<b>LOOP CREEK BOTTLING WORKS</b>		
Fayette County.....	\$ 500	\$ 500
<b>J. A. PARKS (Electric Plant)</b>		
Grant County.....	\$ 3,500	\$ 5,000
<b>PARK SPRINGS WATER Co.</b> (Successor of Crystal Spring Water Co.)		
Ohio County.....	\$ 1,500	\$ 1,500
<b>PT. PLEASANT WATER &amp; LIGHT Co.</b>		
Mason County.....	\$ 75,000	\$ 100,000
<b>PRATT WATER WORKS Co.</b>		
Kanawha County.....	\$ 2,000	\$ 2,000
<b>POCAHONTAS WATER &amp; LIGHT Co.</b>		
Mercer County.....	\$ 10,000	\$ 10,000

	1920	1921
PRINCETON WATER WORKS Co. Mercer County.....	\$ 90,000	\$ 90,000
PIEDMONT ELECTRIC LIGHT & POWER Co. Mineral County.....	\$ 20,000	\$ 20,000
MONONGAH SERVICE Co. Marion County.....	\$ 75,000	\$ 90,000
SUBURBAN WATER Co. Wayne County.....	\$ 2,000	\$ 2,000
PRESTON COUNTY COKE Co. Preston County.....	\$ 7,000	\$ 10,000
PARSONS ELECTRIC Co. Tucker County.....	\$ 7,000	\$ 7,000
ROBBY ELECTRIC Co. (Wieland Electric Co., Successor) Roane County.....	\$ 5,000	\$ .....
SHINNINGTON WATER & LIGHT Co. Harrison County.....	\$ 7,000	\$ 10,000
SUTTON ELECTRIC LIGHT, POWER & WATER Co. Braxton County.....	\$ 10,000	\$ 10,000
SPENCER WATER & ICE Co. Roane County.....	\$ 35,000	\$ 40,000
SOUTHSIDE WATER WORKS Co. Hancock County.....	\$ 60,000	\$ 60,000
St. ALBANS WATER & ELECTRIC LIGHT Co. Kanawha County.....	\$ 40,000	\$ 60,000
SALEM ELECTRIC LIGHT Co. Harrison County.....	\$ 12,000	\$ 40,000
SHEPHERDSTOWN ELECTRIC LIGHT & POWER Co. Jefferson County.....	\$ 10,000	\$ 15,000
SISTERSVILLE ELECTRIC LIGHT & POWER Co. Tyler County.....	\$ 167,000	\$ 185,575
Wetzel County.....	33,000	39,425
Total.....	\$ 200,000	\$ 225,000
KENTUCKY & WEST VIRGINIA POWER Co. McDowell County.....	\$ 15,000	\$ .....
Mingo County.....	335,000	600,000
Total.....	\$ 350,000	\$ 600,000
TYGARTS VALLEY WATER Co. Barbour County.....	\$ 17,000	\$ 20,000
TERRA ALTA WATER Co. Preston County.....	\$ 18,000	\$ 20,000

	1920	1921
<b>VIRGINIAN POWER CO.</b>		
Summers County.....	\$ 36,850	\$ 35,750
Kanawha County.....	1,536,252	1,467,901
Fayette County.....	856,864	861,919
Putnam County.....		153,327
Cabell County.....		127,285
Raleigh County.....	277,354	285,711
Boone County.....	42,680	68,107
Total.....	\$ 2,750,000	\$ 3,000,000
<b>SHINNSTON POWER &amp; LIGHT CO.</b>		
Harrison County.....	\$ 7,500	\$.....
<b>VIRGINIA WESTERN POWER CO.</b>		
Monroe County.....	\$ 25,650	\$ 17,621
Greentrier County.....	41,738	74,115
Summers County.....	82,612	108,264
Total.....	\$ 150,000	\$ 200,000
<b>WEST VIRGINIA WATER &amp; ELECTRIC CO.</b>		
Kanawha County.....	\$ 2,250,000	\$ 2,400,000
<b>WARWOOD WATER &amp; LIGHT CO.</b>		
Ohio County.....	\$ 30,000	\$ 30,000
<b>WEST VIRGINIA TRACTION &amp; ELECTRIC CO.</b> (Morgantown Division)		
Monongalia County.....	\$ 250,000	\$ 300,000
<b>WEBSTER SPRINGS WATER WORKS &amp; ELECTRIC LIGHT CO.</b>		
Welster County.....	\$ 7,000	\$ 7,000
<b>WESTON ELECTRIC LIGHT, POWER &amp; WATER CO.</b>		
Lewis County.....	\$ 95,000	\$ 110,000
<b>WILLIAMSTOWN WATER, LIGHT &amp; POWER CO.</b>		
Wood County.....	\$ 10,000	\$ 15,000
<b>WEST END WATER CO.</b>		
Harrison County.....	\$ 32,000	\$.....
<b>WILLIAMSON ELECTRIC CO.</b>		
Mingo County.....	\$ 125,000	\$ 150,000
<b>WELLSBURG ELECTRIC LIGHT, HEAT &amp; POWER CO.</b>		
Hancock County.....	\$.....	\$ 68,509
Brooke County.....	225,000	181,491
Total.....	\$ 225,000	\$ 250,000
<b>WHEELING ELECTRIC CO.</b>		
Ohio County.....	\$ 1,560,613	\$ 1,744,427
Marshall County.....	392,421	412,134
Total.....	\$ 1,953,034	\$ 2,156,561
<b>W. C. WARD WATER CO.</b>		
Randolph County.....	\$ 1,000	\$ 1,000
<b>WEST VA. TRACTION &amp; ELECTRIC CO. (Water &amp; Electric Dept.)</b>		
Ohio County.....	\$ 100,000	\$ 125,000



	1920	1921
<b>GEO. W. WILLIS (Hickory Flat Light Line)</b>		
Raleigh County.....	\$ 200	\$ 200
<b>WORTHINGTON WATER Co.</b>		
Marion County.....	\$ 1,500	\$ 2,000
<b>ST. MARYS POWER &amp; LIGHT Co.</b>		
Pleasants County.....	\$ 14,700	\$ 18,000
Wood County.....	300	
Total.....	\$ 15,000	\$ 18,000
<b>WEST VA. LIGHT &amp; TRACTION Co.</b>		
Fayette County.....	\$ 22,000	\$ 16,308
Kanawha County.....	3,000	43,697
Total.....	\$ 25,000	\$ 60,000
<b>SOUTH CHARLESTON UTILITIES Co.</b>		
Kanawha County.....	\$ 10,000	\$ 10,000

## TELEPHONE AND TELEGRAPH COMPANIES

<b>AMERICAN TELEPHONE &amp; TELEGRAPH Co. of W. Va.</b>		
Brooke County.....	\$ 803	\$ 1,081
Cabell County.....	18,213	29,227
Doddridge County.....	9,766	11,826
Fayette County.....	17,083	20,686
Greenbrier County.....	15,915	19,306
Harrison County.....	11,856	14,358
Kanawha County.....	40,997	73,733
Marion County.....	8,488	10,120
Mason County.....	24,081	29,165
Mineral County.....	51	62
Monongalia County.....	10,965	13,284
Ohio County.....	44,106	55,119
Preston County.....	23,127	28,006
Putnam County.....	33,716	42,911
Ritchie County.....	11,096	13,438
Taylor County.....	15,303	18,870
Wayne County.....	6,538	9,241
Wood County.....	7,896	9,567
Total.....	\$ 300,000	\$ 400,000
<b>AMOS TELEPHONE Co.</b>		
Marion County.....	\$ 6,500	\$ 6,463
Monongalia County.....	1,500	1,537
Total.....	\$ 8,000	\$ 8,000
<b>ATHENS TELEPHONE Co.</b>		
Mercer County.....	\$ 3,000	\$ 3,000
<b>ARBOVALE MUTUAL TELEPHONE Co.</b>		
Pocahontas County.....	\$ 3,500	\$ .....
<b>ASBURY TELEPHONE Co.</b>		
Hancock County.....	\$ 700	\$ .....

	1920	1921
<b>AURORA, OAKLAND &amp; TERRA ALTA TELEPHONE CO.</b>		
Preston County.....	\$ 500	\$ 500
<b>BLUESTONE MUTUAL TELEPHONE CO.</b>		
Summers County.....	\$ 800	\$ 800
<b>BLUEFIELD TELEPHONE CO.</b>		
Mercer County.....	\$ 166,958	\$ 192,581
McDowell County.....	33,042	32,419
Total.....	\$ 200,000	\$ 225,000
<b>BRIDGEPORT TELEPHONE CO.</b>		
Harrison County.....	\$ 2,240	\$ 1,512
Taylor County.....	1,163	261
Marion County.....	3,597	.....
Total.....	\$ 7,000	\$ 1,773
<b>BRAHLER-HAGANS TELEPHONE CO.</b>		
Monongalia County.....	\$ 1,300	\$ 1,300
<b>BIG FOUR TELEPHONE CO.</b>		
Mason County.....	\$ 1,300	\$ 1,300
<b>BIG HURRICANE TELEPHONE CO.</b>		
Putnam County.....	\$ 700	\$ 700
<b>BURTON &amp; UNIONTOWN TELEPHONE CO.</b>		
Wetzel County.....	\$ 300	\$ 300
<b>BRUCETON TELEPHONE CO.</b>		
Preston County.....	\$ 550	\$ 550
<b>BRANDONVILLE &amp; TERRA ALTA TELEPHONE CO.</b>		
Preston County.....	\$ 625	\$ 625
<b>BEVERLY &amp; MARLINTON TELEPHONE CO.</b>		
Randolph County.....	\$ 1,975	\$ 2,000
Webster County.....	500	500
Pocahontas County.....	210	.....
Total.....	\$ 2,685	\$ 2,500
<b>BUFFALO TELEPHONE CO.</b>		
Braxton County.....	\$ 1,450	\$ 2,600
Nicholas County.....	100	100
Total.....	\$ 1,550	\$ 2,700
<b>BETHANY TELEPHONE CO.</b>		
Brooke County.....	\$ 1,500	\$ 1,500
<b>BARBOURSVILLE TELEPHONE CO.</b>		
Cabell County.....	\$ 3,000	\$ 3,000
<b>BEREA &amp; SLAB TELEPHONE CO.</b>		
Ritchie County.....	\$ 10,000	\$ 11,000
<b>BERKELEY SPRINGS TELEPHONE CO.</b>		
Morgan County.....	\$ 2,075	\$ 2,075
Berkeley County.....	150	150
Total.....	\$ 2,225	\$ 2,225

	1920	1921
<b>CHESAPEAKE &amp; POTOMAC TELEPHONE CO. OF W. VA.</b>		
Barbour County.....	\$ 41,613	\$ 52,413
Berkeley County.....	148,546	184,739
Boone County.....	34,622	44,978
Braxton County.....	66,729	78,718
Brooke County.....	71,520	92,448
Cabell County.....	398,509	546,310
Calhoun County.....	8,767	10,081
Clay County.....	22,463	26,644
Doddridge County.....	20,366	18,942
Fayette County.....	163,282	213,672
Gilmer County.....	18,233	12,014
Greenbrier County.....	14,334	17,181
Harrison County.....	431,553	565,226
Hampshire County.....	14,135	16,299
Hancock County.....	74,112	91,302
Jackson County.....	53,348	52,090
Jefferson County.....	1,283	1,788
Kanawha County.....	763,807	1,021,077
Lewis County.....	79,034	109,770
Lincoln County.....	35,609	52,681
Logan County.....	88,221	120,827
Marshall County.....	319,418	263,563
Mason County.....	58,979	65,077
Marion County.....	223,699	411,747
McDowell County.....	3,287	4,628
Mercer County.....	18,718	22,317
Mineral County.....	68,560	83,722
Mingo County.....	43,990	66,126
Monroe County.....	14,771	17,464
Monongalia County.....	186,400	224,150
Morgan County.....	7,227	9,523
Nicholas County.....	24,701	29,376
Ohio County.....	892,654	1,092,092
Putnam County.....	50,708	87,749
Pleasants County.....	21,685	31,850
Raleigh County.....	51,859	68,350
Randolph County.....	42,422	52,935
Preston County.....	59,710	68,094
Roane County.....	50,649	59,368
Ritchie County.....	23,320	28,438
Summers County.....	67,325	83,411
Taylor County.....	108,761	138,525
Upshur County.....	58,021	74,549
Tyler County.....	56,532	72,307
Wayne County.....	42,797	54,661
Wirt County.....	18,526	18,191
Webster County.....	12,404	14,240
Wetzel County.....	38,909	53,188
Wood County.....	355,747	456,420
Wyoming County.....	8,116	14,739
Tucker County.....	20,019	.....
<b>Total.....</b>	<b>\$ 5,500,000</b>	<b>\$ 7,000,000</b>
<b>CHENOWETH VALLEY TELEPHONE CO.</b>		
Randolph County.....	\$ 300	\$ .....
<b>COWEN TELEPHONE CO.</b>		
Nicholas County.....	\$ 50	\$ 50
Webster County.....	1,925	1,925
<b>Total.....</b>	<b>\$ 1,975</b>	<b>\$ 1,975</b>

	1920	1921
<b>CAMERON TELEPHONE Co.</b>		
Marshall County.....	\$ 3,000	\$ 3,000
<b>CITIZENS TELEPHONE Co.</b>		
Pleasants County.....	\$ 1,921	\$ 1,900
<b>CITIZENS UNITED TELEPHONE Co.</b>		
Barbour County.....	\$ 700	\$ 700
Preston County.....	550	550
Taylor County.....	200	200
Total.....	\$ 1,450	\$ 1,450
<b>CLARKSBURG &amp; MANNINGTON TELEPHONE Co.</b>		
Harrison County.....	\$ 1,275	\$ 1,275
Marion County.....	425	425
Total.....	\$ 1,700	\$ 1,700
<b>CABELL-MASON TELEPHONE Co.</b>		
Cabell County.....	\$ 350	\$ 350
<b>CLEAR FORK TELEPHONE Co.</b>		
Raleigh County.....	\$ 800	\$ 600
Fayette County.....	30	.....
Total.....	\$ 830	\$ 600
<b>CITIZENS TELEPHONE Co. OF ROCKPORT, W. VA.</b>		
Wood County.....	\$ 1,800	\$ 1,800
Wirt County.....	600	600
Jackson County.....	100	100
Total.....	\$ 2,500	\$ 2,500
<b>DUNCAN TELEPHONE Co.</b>		
Tucker County.....	\$ 970	\$ 2,700
<b>DEEP VALLEY TELEPHONE Co.</b>		
Wetzel County.....	\$ 650	\$ 650
Marshall County.....	100	100
Total.....	\$ 750	\$ 750
<b>ECHO TELEPHONE Co.</b>		
Wayne County.....	\$ 325	\$ 675
<b>EXCHANGE TELEPHONE Co.</b>		
Braxton County.....	\$ 900	\$ 900
Gilmer County.....	200	200
Total.....	\$ 1,100	\$ 1,100
<b>EGLON MUTUAL TELEPHONE Co.</b>		
Preston County.....	\$ 1,700	\$ 1,700
Tucker County.....	200	200
Total.....	\$ 1,900	\$ 1,900

	1920	1921
<b>EAST SIDE TELEPHONE Co.</b>		
Marion County.....	\$ 1,000	\$ 1,200
Monongalia County.....	700	1,000
Total.....	\$ 1,700	\$ 2,200
<b>FAIRVIEW TELEPHONE Co.</b>		
Kanawha County.....	\$ 800	\$ 800
<b>FARMERS TELEPHONE Co. OF PT. MARION, Pa.</b>		
Monongalia County.....	\$ 1,500	\$ 1,500
<b>FARMERS UNION TELEPHONE Co.</b>		
Monroe County.....	\$ 1,150	\$ 1,150
Greenbrier County.....	450	450
Total.....	\$ 1,600	\$ 1,600
<b>FARMERS MUTUAL UNION TELEPHONE Co.</b>		
Preston County.....	\$ 995	\$ 995
<b>FARMERS RURAL TELEPHONE Co. OF VERNON, W. Va.</b>		
Wetzel County.....	\$ 425	\$ 425
<b>FRANKFORD TELEPHONE Co.</b>		
Greenbrier County.....	\$ 2,375	\$ 2,675
<b>FLEMINGTON TELEPHONE Co.</b>		
Bartour County.....	\$ 280	\$ 188
Taylor County.....	2,590	2,682
Total.....	\$ 2,870	\$ 2,870
<b>FRIENDSHIP MUTUAL TELEPHONE Co.</b>		
Wetzel County.....	\$ 6,000	\$ 6,000
<b>FRAZIER'S BOTTOM, UPLAND &amp; GLENWOOD TELEPHONE Co.</b>		
Mason County.....	\$ 850	\$ 850
Putnam County.....	225	225
Total.....	\$ 1,075	\$ 1,075
<b>FINCH<sup>r</sup> TELEPHONE Co.</b>		
Ritchie County.....	\$ 280	\$ 500
Pleasants County.....	300	450
Tyler County.....	50	50
Total.....	\$ 580	\$ 1,000
<b>FAIRMONT &amp; WESTERN TELEPHONE Co.</b>		
Marion County.....	\$ 600	\$ 600
<b>FLAT ROCK INDEPENDENT TELEPHONE Co.</b>		
Mason County.....	\$ 375	\$ 375
<b>GASSAWAY TELEPHONE Co.</b>		
Gilmer County.....	\$ 400	\$ 400
Braxton County.....	2,000	2,000
Total.....	\$ 2,400	\$ 2,400

	1920	1921
<b>GREEN SULPHUR MUTUAL TELEPHONE CO.</b>		
Greenbrier County.....	\$ 300	\$ 300
<b>GAULEY BRIDGE, SUMMERSVILLE &amp; CAMDEN TELEPHONE CO.</b>		
Nicholas County.....	\$ 2,900	\$ 2,900
Webster County.....	100	100
Total.....	\$ 3,000	\$ 3,000
<b>GUYAN TELEPHONE CO.</b>		
Mingo County.....	\$ 1,100	\$ 1,100
Logan County.....	700	800
Total.....	\$ 1,800	\$ 1,900
<b>FINCH TELEPHONE CO. (McKim Div.)</b>		
Pleasants County.....	\$ 1,420	\$ .....
Tyler County.....	40	.....
Ritchie County.....	15	.....
Total.....	\$ 1,475	\$ .....
<b>GREENVILLE TELEPHONE CO.</b>		
Monroe County.....	\$ 1,200	\$ 1,200
<b>GRADE VALLEY TELEPHONE CO.</b>		
Preston County.....	\$ 1,750	\$ 1,750
Monongalia County.....	325	325
Total.....	\$ 2,075	\$ 2,075
<b>HARDY MUTUAL TELEPHONE CO.</b>		
Hardy County.....	\$ 925	\$ 925
<b>HILLS &amp; BROWN CREEK MUTUAL TELEPHONE CO.</b>		
Pocahontas County.....	\$ 200	\$ 200
<b>INDEPENDENT HOME TELEPHONE CO.</b>		
Ritchie County.....	\$ 1,700	\$ 2,000
Pleasants County.....	350	250
Total.....	\$ 2,050	\$ 2,250
<b>INLAND TELEPHONE CO.</b>		
Tyler County.....	\$ 8,000	\$ 8,000
<b>JEFFERSON COUNTY TELEPHONE CO.</b>		
Jefferson County.....	\$ 70,000	\$ 75,000
<b>LINCOLN COUNTY TELEPHONE CO.</b>		
Lincoln County.....	\$ 1,625	\$ 1,625
<b>LIMESTONE TELEPHONE CO.</b>		
Greenbrier County.....	\$ 17,741	\$ 28,696
Monroe County.....	7,259	6,304
Total.....	\$ 25,000	\$ 35,000
<b>MANSING TELEPHONE CO.</b>		
Fayette County.....	\$ 2,650	\$ 2,650

	1920	1921
<b>LONGDALE INDEPENDENCE TELEPHONE CO.</b>		
Mason County.....	\$ 2,963	\$ 2,960
Jackson County.....	37	40
Total.....	\$ 3,000	\$ 3,000
<b>MONROE MUTUAL TELEPHONE CO.</b>		
Monroe County.....	\$ 2,200	\$ 2,400
Summers County.....	600	.....
Total.....	\$ 2,800	\$ 2,400
<b>MARLINTON, KNAPPS CREEK &amp; DILLEYS MILLS MUTUAL TELEPHONE CO.</b>		
Pocahontas County.....	\$ 2,500	\$ 2,500
<b>MARLINTON &amp; ACADEMY MUTUAL TELEPHONE CO.</b>		
Pocahontas County.....	\$ 1,520	\$ 1,520
<b>MARLINTON &amp; ELK MUTUAL TELEPHONE CO.</b>		
Pocahontas County.....	\$ 500	\$ 500
<b>MARLINTON &amp; CLOVER LICK MUTUAL TELEPHONE CO.</b>		
Pocahontas County.....	\$ 950	\$ 950
<b>MARLINTON &amp; STONY CREEK MUTUAL TELEPHONE CO.</b>		
Pocahontas County.....	625	600
<b>OAKLAND TELEPHONE CO.</b>		
Mason County.....	\$ 2,500	\$ 2,600
<b>MASONTOWN TELEPHONE CO.</b>		
Preston County.....	\$ 2,900	\$ 2,280
Monongalia County.....	500	720
Total.....	\$ 3,400	\$ 3,000
<b>M. K. DUTY (Telephone)</b>		
Ritchie County.....	\$ 175	\$ 175
<b>MARION TELEPHONE CO.</b>		
Marion County.....	\$ 1,700	\$ 1,700
<b>MILTON TELEPHONE CO.</b>		
Cabell County.....	\$ 938	\$ 1,200
Mason County.....	62	.....
Total.....	\$ 1,000	\$ 1,200
<b>MARIE TELEPHONE CO.</b>		
Monroe County.....	\$ 600	\$ 600
Summers County.....	600	600
Total.....	\$ 1,200	\$ 1,200
<b>NEWVILLE TELEPHONE CO.</b>		
Braxton County.....	\$ 1,000	\$ 900
Webster County.....	350	300
Total.....	\$ 1,350	\$ 1,200
<b>MT. LOOKOUT TELEPHONE CO.</b>		
Nicholas County.....	\$ 4,500	\$ 4,500

	1920	1921
<b>NORTH BRND &amp; SOUTHERN TELEPHONE CO.</b>		
Ritchie County.....	\$ 618	\$ 618
Tyler County.....	1,882	1,882
Total.....	\$ 2,500	\$ 2,500
<b>NORTH RIVER TELEPHONE CO.</b>		
Hampshire County.....	\$ 450	\$ 400
<b>NORTH FAYETTE TELEPHONE CO.</b>		
Fayette County.....	\$ 5,000	\$ 4,500
<b>OAKVALE TELEPHONE CO.</b>		
Mercer County.....	\$ 950	\$ 950
<b>OAK HILL TELEPHONE CO.</b>		
Fayette County.....	\$ 3,000	\$ 3,000
Raleigh County.....	2,000	2,000
Total.....	\$ 5,000	\$ 5,000
<b>PEOPLES UNITED TELEPHONE SYSTEM</b>		
Barbour County.....	\$ 3,324	\$ 3,324
Braxton County.....	739	739
Doddridge County.....	6,239	6,239
Gilmer County.....	1,674	1,674
Harrison County.....	6,803	6,803
Lewis County.....	9,739	9,739
Randolph County.....	1,717	1,717
Taylor County.....	493	493
Tyler County.....	561	561
Upshur County.....	8,634	8,634
Webster County.....	77	77
Total.....	\$ 40,000	\$ 40,000
<b>PITTSBURGH &amp; WHEELING TELEPHONE CO.</b>		
Ohio County.....	\$ 4,000	\$ 4,000
<b>POSTAL TELEGRAPH-CABLE CO. OF W. VA.</b>		
Hancock County.....	\$ 3,772	\$ 6,790
Brooke County.....	8,498	15,278
Ohio County.....	2,180	3,928
Wayne County.....	1,159	2,087
Cabell County.....	4,721	8,499
Putnam County.....	1,696	3,654
Kanawha County.....	2,974	5,364
Total.....	\$ 25,000	\$ 45,000
<b>PUTNAM TELEPHONE CO.</b>		
Putnam County.....	\$ 1,500	\$ 1,500
<b>PRUNTYTOWN TELEPHONE CO.</b>		
Taylor County.....	\$ 1,900	\$ 1,800
<b>ODD TELEPHONE CO.</b>		
Raleigh County.....	\$ 2,900	\$ 2,900
Mercer County.....	1,300	1,300
Total.....	\$ 4,200	\$ 4,200



	1920	1921
<b>PROCTOR &amp; PEABODY TELEPHONE CO.</b>		
Marshall County.....	\$ 2,700	\$ 2,600
Wetzel County.....	700	600
Total.....	\$ 3,400	\$ 3,200
<b>FRITCHARD TELEPHONE CO.</b>		
Ritchie County.....	\$ 4,161	\$ 5,652
Calhoun County.....	87	154
Doddridge County.....	942	1,249
Gilmer County.....	810	945
Total.....	\$ 6,000	\$ -8,000
<b>RIO &amp; ROMNEY TELEPHONE CO.</b>		
Hardy County.....	\$ 165	\$ 165
Hampshire County.....	1,585	1,585
Total.....	\$ 1,750	\$ 1,750
<b>ROMNEY CONSOLIDATED TELEPHONE CO.</b>		
Hampshire County.....	\$ 5,337	\$ 8,283
Mineral County.....	1,468	2,109
Morgan County.....	109	167
Berkeley County.....	70	.....
Grant County.....	1,308	2,000
Hardy County.....	1,046	1,500
Pendleton County.....	662	951
Total.....	\$ 10,000	\$ 15,000
<b>RONCEVERTE &amp; ELKINS TELEPHONE CO.</b>		
Pocahontas County.....	\$ 3,300	\$.....
Greenbrier County.....	1,700	.....
Total.....	\$ 5,000	\$.....
<b>ROCKVILLE &amp; KINGWOOD TELEPHONE CO.</b>		
Preston County.....	\$ 900	\$ 900
<b>RIVERBEND TELEPHONE CO.</b>		
Monongalia County.....	\$ 500	\$.....
<b>ROCK OAK TELEPHONE CO.</b>		
Hardy County.....	\$ 250	\$ 200
<b>ROWLESBURG TELEPHONE CO. (Limited)</b>		
Preston County.....	\$ 650	\$ 625
<b>SHINNSTON UNION TELEPHONE CO.</b>		
Harrison County.....	\$ 2,660	\$ 2,660
<b>ST. CLOUD TELEPHONE CO.</b>		
Wetzel County.....	\$ 700	\$ 700
Monongalia County.....	200	200
Total.....	\$ 900	\$ 900
<b>SLANSVILLE TELEPHONE CO.</b>		
Hampshire County.....	\$ 700	\$ 900

	1920	1921
<b>SILVER HILL TELEPHONE CO.</b>		
Wetzel County.....	\$ 1,350	\$ 1,350
Marshall County.....	300	300
Total.....	\$ 1,650	\$ 1,650
<b>SUMMERS &amp; MERCER MUTUAL TELEPHONE CO.</b>		
Summers County.....	\$ 700	\$ 700
Monroe County.....	100	100
Total.....	\$ 800	\$ 800
<b>SARDIS TELEPHONE CO.</b>		
Harrison County.....	\$ 7,000	\$ 7,000
<b>SHORT LINE TELEPHONE CO.</b>		
Wetzel County.....	\$ 7,142	\$ 8,110
Tyler County.....	1,760	1,657
Harrison County.....	1,098	1,233
Total.....	\$ 10,000	\$ 11,000
<b>TRI-DISTRICT TELEPHONE CO.</b>		
Marshall County.....	\$ 900	\$ 900
<b>TURKEYFOOT TELEPHONE CO.</b>		
Hancock County.....	\$ 2,275	\$ 2,275
<b>TRAP HILL TELEPHONE CO.</b>		
Raleigh County.....	\$ 5,000	\$ 5,000
<b>UNITED FARMERS TELEPHONE CO.</b>		
Marshall County.....	\$ 2,200	\$ 2,200
<b>UNION RIDGE &amp; OHIO RIVER TELEPHONE CO.</b>		
Cabell County.....	\$ 500	\$ 500
<b>UNITED TELEPHONE CO.</b>		
Pleasants County.....	\$ 6,900	\$ 6,958
Wood County.....	100	42
Total.....	\$ 7,000	\$ 7,000
<b>UNITED AMERICAN TELEPHONE CO. OF W. VA.</b>		
Berkeley County.....	\$ 11,916	\$ 14,586
Jefferson County.....	84	114
Total.....	\$ 12,000	\$ 15,000
<b>WALLACE TELEPHONE CO.</b>		
Harrison County.....	\$ 765	\$ 765
Marion County.....	100	100
Wetzel County.....	50	50
Total.....	\$ 915	\$ 915
<b>WATERLOO, BUFFALO &amp; WINFIELD TELEPHONE CO.</b>		
Mason County.....	\$ 1,175	\$ 1,175
Jackson County.....	50	50
Total.....	\$ 1,225	\$ 1,225

	1920	1921
<b>WELLSBURG HOME TELEPHONE CO.</b>		
Brooke County.....	\$ 6,000	\$ 6,000
<b>WEBSTER TELEPHONE CO.</b>		
Taylor County.....	\$ 700	\$ 700
<b>WADESTOWN TELEPHONE CO.</b>		
Marion County.....	\$ 250	\$ 250
Monongalia County.....	4,350	4,950
Total.....	\$ 4,600	\$ 5,200
<b>POCAHONTAS TELEPHONE CO.</b>		
Pocahontas County.....	\$ 3,100	\$ 3,135
Greenbrier County.....	1,400	1,415
Total.....	\$ 4,500	\$ 4,550
<b>WEST VIRGINIA MUTUAL TELEPHONE ASSOCIATION</b>		
Grant County.....	\$ 2,730	\$ 2,730
Mineral County.....	1,230	1,230
Pendleton County.....	3,860	3,860
Hardy County.....	3,365	3,396
Tucker County.....	450	450
Randolph County.....	1,470	1,470
Hampehire County.....	175	175
Total.....	\$ 13,280	\$ 13,310
<b>WESTERN UNION TELEGRAPH CO.</b>		
Barbour County.....	\$ 9,381	\$ 8,045
Berkeley County.....	16,782	27,980
Braxton County.....	12,530	14,559
Brooke County.....	16,369	22,323
Cabell County.....	14,967	20,207
Clay County.....	10,174	10,386
Doddridge County.....	17,422	23,989
Fayette County.....	21,191	30,684
Grant County.....	2,388	2,391
Greenbrier County.....	17,121	14,707
Hampehire County.....	14,819	19,420
Hancock County.....	3,819	3,356
Harrison County.....	27,868	33,560
Jackson County.....	16,394	18,538
Jefferson County.....	19,128	29,647
Kanawha County.....	32,120	41,030
Lewis County.....	13,262	15,785
Lincoln County.....	2,308	3,467
Logan County.....	1,176	1,767
Marion County.....	32,122	41,338
Marshall County.....	35,325	46,297
Mason County.....	20,147	22,761
McDowell County.....	25,352	28,187
Mercer County.....	19,425	25,025
Mineral County.....	32,704	41,875
Mingo County.....	37,728	47,922
Monongalia County.....	11,369	13,136
Monroe County.....	729	1,095
Morgan County.....	55,238	67,407
Nicholas County.....	2,457	1,845
Ohio County.....	42,488	62,220
Pleasants County.....	3,582	3,588

	1920	1921
Pocahontas County.....	7,122	8,872
Preston County.....	38,738	50,912
Putnam County.....	8,489	10,252
Randolph County.....	13,035	11,336
Ritchie County.....	16,418	21,922
Roane County.....	5,677	6,845
Summers County.....	7,934	11,919
Taylor County.....	16,520	20,593
Tucker County.....	6,483	6,492
Tyler County.....	2,898	2,902
Upshur County.....	6,814	5,867
Wayne County.....	38,119	46,790
Webster County.....	3,640	2,734
Wetzel County.....	17,806	20,475
Wood County.....	22,422	27,562
Total.....	\$ 800,000	\$ 1,000,000

## EXPRESS COMPANIES

### AMERICAN RAILWAY EXPRESS

Barbour County.....	\$ 8,146	\$ 7,029
Berkeley County.....	7,463	4,962
Boone County.....	4,364	5,599
Braxton County.....	10,670	9,908
Brooke County.....	1,590	1,374
Cabell County.....	8,735	6,799
Clay County.....	6,171	5,446
Doddridge County.....	2,748	2,374
Fayette County.....	24,657	20,582
Grant County.....	2,164	1,732
Greenbrier County.....	8,971	7,980
Hampshire County.....	5,703	4,694
Hancock County.....	3,273	2,828
Hardy County.....	2,701	2,333
Harrison County.....	10,872	9,193
Jackson County.....	7,620	6,608
Jefferson County.....	7,087	5,850
Kanawha County.....	27,709	22,951
Lewis County.....	7,235	6,253
Lincoln County.....	5,595	4,690
Logan County.....	4,572	8,427
McDowell County.....	16,448	14,210
Marion County.....	12,087	8,066
Marshall County.....	10,752	7,045
Mason County.....	9,361	8,042
Mercer County.....	12,882	11,123
Mineral County.....	11,749	6,372
Mingo County.....	11,187	9,666
Monongalia County.....	8,424	7,280
Monroe County.....	2,713	2,344
Morgan County.....	8,861	6,318
Nicholas County.....	3,484	3,417
Ohio County.....	3,979	1,984
Pleasants County.....	2,261	1,992
Pocahontas County.....	11,056	9,553
Preston County.....	9,053	8,041
Putnam County.....	4,802	4,150
Raleigh County.....	10,327	12,276

	1920	1921
Randolph County.....	14,969	12,650
Ritchie County.....	4,315	3,728
Roane County.....	2,152	1,859
Summers County.....	4,409	4,725
Taylor County.....	5,350	4,681
Tucker County.....	6,345	5,481
Tyler County.....	1,829	1,579
Upshur County.....	8,489	7,336
Wayne County.....	15,976	13,352
Webster County.....	3,445	2,977
Wetzel County.....	7,883	6,782
Wirt County.....	2,046	1,768
Wood County.....	11,743	9,846
Wyoming County.....	4,135	3,745
Total.....	\$ 410,558	\$ 350,000

## CAR LINE COMPANIES

AMERICAN REFRIGERATOR TRANSIT CO.		
Jefferson County.....	\$ 7,500	\$ 7,300
ARMOUR & Co.		
Berkeley County.....	\$ 7,931	\$ 6,153
Morgan County.....	7,931	6,153
Total.....	\$ 15,862	\$ 12,306
OHIO VALLEY REFINING Co.		
Pleasants County.....	\$ 27,000	\$ 21,000
CUDAHY PACKING Co.		
Mineral County.....	\$ 1,960	\$ 1,960
EASTERN REFINING Co.		
Tyler County.....	\$ 20,000	\$ 30,000
EMPIRE REFINERIES, INC.		
Harrison County.....	\$.....	\$ 3,500
FRUIT GROWERS EXPRESS, INC.		
Hampshire County.....	\$ 4,000	\$ 2,766
Taylor County.....	4,000	2,766
Total.....	\$ 8,000	\$ 5,532
PARAGON REFINING Co.		
Wood County.....	\$.....	\$ 1,200
H. C. FRICK COKE Co.		
Hancock County.....	\$ 2,700	\$ 2,500
Brooke County.....	2,700	1,500
Total.....	\$ 5,400	\$ 4,000

	1920	1921
<b>MONONGAHELA VALLEY TRACTION CO.</b>		
<b>(Tank &amp; Coal Cars)</b>		
Marion County.....	\$ 79,866	\$ 79,866
Harrison County.....	86,659	86,659
Lewis County.....	17,075	17,075
<b>Total.....</b>	<b>\$ 183,600</b>	<b>\$ 183,600</b>
<b>MORRIS &amp; CO. REFRIGERATOR LINE, MORRIS &amp; CO. TANK LINE AND AMERICAN LIVE STOCK TRANS. CO.</b>		
Wayne County.....	\$ 7,500	\$ 9,978
<b>PULLMAN CO.</b>		
Barbour County.....	\$ 2,436	\$ 2,598
Berkeley County.....	7,649	7,216
Brooke County.....	8,822	8,322
Cabell County.....	20,503	19,341
Doddridge County.....	8,420	7,944
Fayette County.....	23,121	21,812
Greenbrier County.....	10,840	10,226
Hampshire County.....	4,113	3,880
Hancock County.....	236	222
Harrison County.....	16,849	15,895
Jackson County.....	11,571	10,915
Jefferson County.....	12,704	11,984
Kanawha County.....	22,582	21,303
Marion County.....	28,489	26,875
Marshall County.....	27,421	25,868
Mason County.....	28,766	27,143
McDowell County.....	24,912	23,501
Mercer County.....	13,033	12,794
Mineral County.....	5,956	5,619
Mingo County.....	25,010	23,593
Monongalia County.....	20,718	19,545
Monroe County.....	1,409	1,329
Morgan County.....	17,259	16,281
Ohio County.....	11,360	10,716
Pleasants County.....	6,967	6,572
Preston County.....	13,032	12,294
Putnam County.....	14,718	13,884
Randolph County.....	4,872	4,596
Ritchie County.....	10,580	9,981
Summers County.....	13,507	12,743
Taylor County.....	12,845	12,118
Tyler County.....	5,615	5,297
Wayne County.....	24,031	22,670
Wetzel County.....	9,098	8,580
Wood County.....	24,300	22,913
<b>Total.....</b>	<b>\$ 493,740</b>	<b>\$ 465,770</b>
<b>TRANSCONTINENTAL OIL CO.</b>		
Taylor County.....	\$ .....	\$ 7,700
Harrison County.....	8,250	7,700
<b>Total.....</b>	<b>\$ 8,250</b>	<b>\$ 15,400</b>
<b>RIVERSIDE EASTERN OIL CO.</b>		
Kanawha County.....	\$ 3,600	\$ .....
<b>STANDARD ASPHALT &amp; REFINING CO.</b>		
Taylor County.....	\$ .....	\$ 600

	1920	1921
<b>SWIFT REFRIGERATOR TRANS. CO.</b>		
Kanawha County.....	\$ 17,500	\$ 12,102
<b>TANNERS EXTRACT CO.</b>		
Kanawha County.....	\$ 5,000	\$ 4,900
<b>UNION REFRIGERATOR TRANSIT CO.</b>		
Cabell County.....	\$ 2,000	\$ 2,070
<b>NEW ENGLAND FUEL &amp; TRANSPORTATION CO.</b>		
Monongalia County.....	\$ 75,000	\$ 75,000
Marion County.....	75,000	75,000
Total.....	\$ 150,000	\$ 150,000
<b>THE TEXAS CO.</b>		
Kanawha County.....	\$ 36,525	\$ 34,200
<b>UNION TANK LINE CO.</b>		
Wayne County.....	\$ 18,750	\$ 21,656
Fayette County.....	18,750	21,656
McDowell County.....	18,750	21,656
Mingo County.....	18,750	21,657
Total.....	\$ 75,000	\$ 86,625
<b>WILSON CAR LINES CO.</b>		
Cabell County.....	\$ .....	\$ 2,123
Morgan County.....	5,852	.....
Kanawha County.....	.....	2,123
Putnam County.....	.....	2,123
Total.....	\$ 5,852	\$ 6,390
<b>INTERSTATE TANK CAR CO.</b>		
Hancock County.....	\$ 3,000	\$ .....

## TOLL BRIDGE COMPANIES

<b>HINTON TOLL BRIDGE CO.</b>		
Summers County.....	\$ 45,000	\$ 45,000
<b>HARPERS FERRY &amp; POTOMAC BRIDGE CO.</b>		
Jefferson County.....	1,500	1,500
<b>HARPERS FERRY &amp; LOUDON BRIDGE CO.</b>		
Jefferson County.....	\$ 25,000	\$ 25,000
<b>KENTUCKY &amp; W. VA. BRIDGE CO.</b>		
Mingo County.....	\$ 12,500	\$ 12,500
<b>KANAWHA BRIDGE &amp; TERMINAL CO.</b>		
Kanawha County.....	\$ 200,000	\$ 260,000
<b>LOUISA &amp; FORT GAY BRIDGE CO.</b>		
Wayne County.....	\$ 11,000	\$ 11,000

	1920	1921
<b>MONTGOMERY &amp; CANNELTON BRIDGE Co.</b>		
Kanawha County.....	\$ 45,000	\$ 45,000
Fayette County.....	45,000	45,000
Total.....	\$ 90,000	\$ 90,000
<b>MARIETTA &amp; PARKERSBURG BRIDGE Co.</b>		
Wood County.....	\$ 315,000	\$ 315,000
<b>STUEBENVILLE BRIDGE Co.</b>		
Brooke County.....	\$ 275,000	\$ 275,000
<b>VIRGINIA &amp; MARYLAND BRIDGE Co.</b>		
Jefferson County.....	\$ 2,000	\$ 2,000
<b>WHEELING BRIDGE Co</b>		
Ohio County.....	\$ 260,000	\$ 260,000
<b>WHEELING &amp; BELMONT BRIDGE Co.</b>		
Ohio County.....	\$ 325,000	\$ 325,000
<b>PARKERSBURG-OHIO BRIDGE Co.</b>		
Wood County.....	\$ 100,000	\$ 175,000







# PUBLIC UTILITY PROPERTY

A TABLE SHOWING THE ASSESSED VALUES, BY MAGISTERIAL DISTRICTS AND MUNICIPALITIES, OF THE PROPERTY OF RAILROAD, OIL AND GAS PIPE LINE, WATER, LIGHT AND POWER, TELEPHONE AND TELEGRAPH, EXPRESS, CAR LINE AND TOLL BRIDGE COMPANIES FOR THE YEARS 1920 AND 1921

## ASSESSMENTS MADE BY THE BOARD OF PUBLIC WORKS

NOTE—Under the law, in the assessment of public utility property, it is the duty of the Board of Public Works to arrive at and fix the value of the property of each company in each county: the apportionment of the assessed value in each county to the several districts and municipalities being the duty of the county court. While the Board of Public Works, where possible, for the information of the county courts, figured out the portion of the total of the assessed value of the property of each company in each county due each of the several districts and municipalities therein, the actual distribution of the assessed value to the districts and municipalities as shown in the following table was made by the several county courts.

### BARBOUR COUNTY

A Statement Showing the Assessed Value, by Districts and Municipalities, of the Property of Railroad, Oil and Gas Pipe Line, Water, Light and Power, Telephone and Telegraph, Express, Car Line and Toll Bridge Companies for the Years 1920 and 1921 as Assessed by the Board of Public Works.

#### BARKER DISTRICT

	1920	1921
Coal & Coke Branch R. R.	\$ 35,865	\$ 35,865
B. & O. R. R. Co. (Grafton & Belington R. R.)	305,968	305,968
Western Maryland R. R. Co.	85,800	82,400
Western Maryland R. R. Co. (Belington Branch)	60,000	55,234
Western Maryland R. R. Co. (Dartmore Branch)	12,000	11,000
West Va. Central Gas Co.	2,663	2,277
West Va. & Maryland Gas Co.	15,839	
Consumers Heat, Light, Water & Power Co.	22,500	22,838
The Pullman Co.	800	574
Western Union Telegraph Co.	1,301	1,070
The G. H. Brady Water Co.	500	
American Railway Express Co.	4,072	1,172
The Chesapeake & Potomac Telephone Co.	4,420	6,266
<b>Totals for Barker District</b>	<b>\$ 551,528</b>	<b>\$ 524,644</b>

#### COVE DISTRICT

The Chesapeake & Potomac Telephone Co.	\$ 61	\$ 70
B. & O. R. R. Co. (Grafton & Belington R. R.)	395,000	395,000
Citizens United Telephone Co.	400	400
Western Union Telegraph Co.	1,200	1,010
The Pullman Co.	800	575
<b>Totals for Cove District</b>	<b>\$ 397,461</b>	<b>\$ 397,055</b>

#### ELK DISTRICT

Pittsburg & West Virginia Gas Co.	\$ 1,027	\$ 1,071
Hope Natural Gas Co.	61,330	66,202
Peoples United Telephone System	748	748
<b>Totals for Elk District</b>	<b>\$ 63,105</b>	<b>\$ 68,021</b>

	1920	1921
<b>GLADE DISTRICT</b>		
Chesapeake & Potomac Telephone Co.....	\$ 260	\$ 306
Citizens United Telephone Co.....	300	300
Totals for Glade District.....	\$ 560	\$ 606
<b>PHILIPPI DISTRICT</b>		
Monongahela Valley Traction Co.....	\$.....	\$ 1,000
B. & O. R. R. Co. (Grafton & Belington R. R.).....	667,900	667,000
B. & O. R. R. Co. (Pt. Pl. Buck & Ty. Val. R. R.).....	11,232	11,232
B. & O. R. R. Co. (Berryburg Branch).....	13,097	13,097
West Virginia Central Gas Co.....	8,739	8,422
Hope Natural Gas Co.....	2,789	3,484
The Pullman Co.....	836	575
Peoples United Telephone System.....	383	382
Western Union Telegraph Co.....	2,500	2,135
American Railway Express.....		1,172
Chesapeake & Potomac Telephone Co.....	11,857	13,520
Totals for Philippi District.....	\$ 748,433	\$ 752,019
<b>PLEASANTS DISTRICT</b>		
Monongahela Valley Traction Co.....	\$.....	\$ 1,400
Astor Branch R. R.....	525	525
B. & O. R. R. Co. (Berryburg Branch).....	89,663	89,663
Hope Natural Gas Co.....	11,514	27,186
Flemington Telephone Co.....	280	188
Peoples United Telephone Co.....	212	213
Pittsburg & West Virginia Gas Co.....	212	211
Chesapeake & Potomac Telephone Co.....	8,917	10,822
Totals for Pleasants District.....	\$ 111,343	\$ 130,228
<b>UNION DISTRICT</b>		
B. & O. R. R. Co. (Pt. Pl. Buck & Ty. Val. R. R.).....	\$ 156,055	\$ 156,065
B. & O. R. R. Co. (Burnersville Branch).....	98,960	98,960
West Virginia Central Gas Co.....	6,793	6,524
West Virginia & Maryland Gas Co.....	25,294	25,726
Pittsburg & West Virginia Gas Co.....	180	193
Hope Natural Gas Co.....	21,360	17,717
Peoples United Telephone Co.....	1,386	1,386
Western Union Telegraph Co.....	2,000	1,715
The Chesapeake & Potomac Telephone Co.....	5,258	5,853
American Railway Express.....		1,171
Pullman Co.....		574
Totals for Union District.....	\$ 317,306	\$ 315,894
<b>VALLEY DISTRICT</b>		
Coal & Coke Ry. Co.....	\$ 106,810	\$ 106,810
Belington & Northern R. R. Co.....	12,000	12,000
West Virginia Central Gas Co.....	13,800	13,257
West Virginia & Maryland Gas Co.....	55,241	28,013
Consumers Heat, Light, Water and Power Co.....	25,00	2,162
Peoples United Telephone Co.....	527	527
Western Union Telephone Co.....	800	710
Totals for Valley District.....	\$ 191,687	\$ 163,479

	1920	1921
<b>PHILIPPI INDEPENDENT DISTRICT</b>		
The Tygarts Valley Water Co.....	\$ 4,000	\$ 4,841
B. & O. R. R. Co. (Grafton & Belington Branch).....	14,000	14,000
<b>Totals for Philippi Independent District.....</b>	<b>\$ 18,000</b>	<b>\$ 18,841</b>
<b>BELINGTON MUNICIPALITY</b>		
B. & O. R. R. Co. (Grafton & Belington R. R.).....	\$ 290,000	\$ 290,000
Western Maryland R. R. Co.....	67,660	63,300
Western Maryland R. R. Co. (Belington Branch).....	57,583	55,000
Western Maryland R. R. Co. (Dartmore Branch).....	12,243	11,728
Belington & Northern R. R. Co.....	3,000	3,000
West Virginia Central Gas Co.....	12,399	14,316
Western Union Telegraph Co.....	900	810
American Railway Express Co.....	2,037	1,171
Chesapeake & Potomac Telephone Co.....	3,382	4,984
<b>Totals for Belington Municipality.....</b>	<b>\$ 449,195</b>	<b>\$ 444,309</b>
<b>PHILIPPI MUNICIPALITY</b>		
Chesapeake & Potomac Telephone Co.....	\$ 7,458	\$ 10,592
B. & O. R. R. Co. (Grafton & Belington R. R.).....	199,000	199,000
West Virginia Central Gas Co.....	7,406	10,450
Tygarts Valley Water Co.....	13,000	15,159
American Railway Express Co.....		1,172
Western Union Telegraph Co.....	500	435
Monongahela Valley Traction Co.....		1,000
Peoples United Telephone System.....	68	68
<b>Totals for Philippi Municipality.....</b>	<b>\$ 227,432</b>	<b>\$ 237,876</b>
<b>JUNIOR MUNICIPALITY</b>		
Western Maryland R. R. Co.....	\$ 46,077	\$ 41,178
West Virginia Central Gas Co.....	3,819	4,492
American Railway Express.....	2,036	1,171
G. H. Brady Water Co.....	700	1,200
Western Union Telegraph Co.....	180	160
<b>Totals for Junior Municipality.....</b>	<b>\$ 52,812</b>	<b>\$ 48,201</b>
<b>TOTALS FOR BARBOUR COUNTY.....</b>	<b>\$ 3,128,862</b>	<b>\$ 3,101,193</b>
<b>BERKELEY COUNTY</b>		
A Statement Showing the Assessed Value, by Districts and Municipalities, of the Property of Railroad, Oil and Gas Pipe Line, Water, Light and Power, Telephone and Telegraph, Express, Car Line and Toll Bridge Companies for the Years 1920 and 1921 as Assessed by the Board of Public Works.		
<b>GERRARDSTOWN DISTRICT</b>		
Chesapeake & Potomac Telephone Co.....	\$ 12,466	\$ 14,558
Romney Consolidated Telephone Co.....	70	
<b>Totals for Gerrardstown District.....</b>	<b>\$ 12,536</b>	<b>\$ 14,558</b>
<b>MILL CREEK DISTRICT</b>		
Cumberland Valley & Martinsburg R. R. Co.....	\$ 157,941	\$ 157,941
Chesapeake & Potomac Telephone Co.....	8,220	10,601

	1920	1921
United American Telephone Co.....	804	1,087
American Railway Express Co.....	996	667
<b>Totals for Mill Creek District.....</b>	<b>\$ 167,961</b>	<b>\$ 170,296</b>

## ARDEN DISTRICT

B. & O. R. R. Co.....	\$ 499,266	\$ 499,266
Cumberland Valley & Martinsburg R. R. Co.....	171,750	171,750
Chesapeake & Potomac Telephone Co.....	25,566	39,429
United American Telephone Co.....	1,432	1,937
Western Union Telegraph Co.....	3,884	6,485
American Railway Express Co.....	845	561
Armour Car Lines.....	1,264	980
Pullman Co.....	1,524	1,438
Northern Virginia Power Co.....	18,131	15,672
<b>Totals for Arden District.....</b>	<b>\$ 723,762</b>	<b>\$ 728,519</b>

## OPEQUON DISTRICT

Potomac Light & Power Co.....	\$ 97,500	\$ 144,695
B. & O. R. R. Co.....	474,056	474,056
Cumberland Valley & Martinsburg R. R. Co.....	136,631	136,631
B. & O. R. R. Co. (Cherry R. & Pot. Val. R. R.).....	147,661	147,661
Chesapeake & Potomac Telephone Co.....	25,533	31,004
United American Telephone Co.....	190	257
Armour Car Lines.....	1,444	1,120
Pullman Co.....	1,450	1,368
Northern Virginia Power Co.....	5,417	3,274
<b>Totals for Opequon District.....</b>	<b>\$ 889,882</b>	<b>\$ 940,066</b>

## FALLING WATERS DISTRICT

Western Maryland R. R. (Main Line).....	\$ 36,141	\$ 33,882
Western Maryland Ry. Co. (Charlton Branch).....	768	721
Potomac Light & Power Co.....	97,500	164,776
Cumberland Valley & Martinsburg R. R. Co.....	200,208	200,208
Chesapeake & Potomac Telephone Co.....	12,430	14,942
Armour Car Lines.....	301	233
American Railway Express Co.....	675	448
<b>Totals for Falling Waters District.....</b>	<b>\$ 348,023</b>	<b>\$ 415,210</b>

## HEDGEVILLE DISTRICT

B. & O. R. R. Co.....	\$ 1,543,269	\$ 1,543,269
B. & O. R. R. Co. (Cherry R. & Pot. Val. R. R.).....	515,719	515,719
Chesapeake & Potomac Telephone Co.....	14,920	17,548
United American Telephone Co.....	462	625
Berkeley Springs Telephone Co.....	150	150
Western Union Telegraph Co.....	9,438	15,729
American Railway Express Co.....	365	242
Armour Car Lines.....	3,861	2,996
Pullman Co.....	4,244	4,004
Northern Virginia Power Co.....	41,158	39,303
<b>Totals for Hedgesville District.....</b>	<b>\$ 2,133,586</b>	<b>\$ 2,139,585</b>

	1920	1921
<b>HEDGESVILLE MUNICIPALITY</b>		
Chesapeake & Potomac Telephone Co.....	\$ 1,992	\$ 2,531
Northern Virginia Power Co.....	3,209	2,863
Totals for Hedgesville Municipality.....	\$ 5,201	\$ 5,394
<b>MARTINSBURG MUNICIPALITY</b>		
Northern Virginia Power Co.....	\$ 42,332	\$ 37,565
B. & O. R. R. Co.....	403,834	403,834
Cumberland Valley & Martinsburg R. R. Co.....	33,470	33,470
Martinsburg Gas Co.....	45,000	70,000
United American Telephone Co.....	9,028	10,980
Western Union Telegraph Co.....	3,460	5,766
Chesapeake & Potomac Telephone Co.....	47,419	63,126
American Railway Express Co.....	4,582	3,044
Armour Car Lines.....	1,061	824
Pullman Co.....	431	406
Potomac Light & Power Co.....	130,000	157,823
Totals for Martinsburg Municipality.....	\$ 720,617	\$ 786,838
TOTALS FOR BERKELEY COUNTY.....	\$ 5,001,568	\$ 5,200,465

**BOONE COUNTY**

A Statement Showing the Assessed Value, by Districts and Municipalities, of the Property of Railroad, Oil and Gas Pipe Line, Water, Light and Power, Telephone and Telegraph, Express, Car Line and Toll Bridge Companies for the Years 1920 and 1921 as Assessed by the Board of Public Works.

**PEYTONA DISTRICT**

Virginia Power Co.....	\$ .....	\$ 30,292
Big Coal Branch R. R.....	.....	821
Coal River Ry. Co.....	296,485	339,401
United Fuel Gas Co.....	2,663	2,553
Peytona Gas.....	.....	15,000
Chesapeake & Potomac Telephone Co.....	6,571	7,976
American Railway Express Co.....	800	1,026
Totals for Peytona District.....	\$ 306,519	\$ 397,069

**SCOTT DISTRICT**

Ohio Fuel & Oil Co.....	\$ 1,788	\$ 3,470
Shields Oil & Gas Co.....	7,500	10,494
Coal River Ry. Co.....	246,480	282,159
United Fuel Gas Co.....	50,150	54,797
Coal River Extension Branch R. R.....	.....	1,200
Chesapeake & Potomac Telephone Co.....	10,972	13,747
American Railway Express Co.....	522	670
Totals for Scott District.....	\$ 317,412	\$ 366,537

**SHERMAN DISTRICT**

Columbus Producing Co. (Mountain State Gas Co.).....	\$ .....	\$ 7,931
Shields Oil & Gas Co.....	150	162
C. & O. R. R. Co. (Kanawha Ry. Co.).....	600,617	594,551
C. & O. Ry. Co. (Coal River Ry.).....	267,424	306,134
United Fuel Gas Co.....	17,706	16,969

	1920	1921
Chesapeake & Potomac Telephone Co.....	5,762	6,976
Ohio Fuel Oil Co.....	3,010	5,843
Virginian Power Co.....	42,680	37,815
American Railway Express Co.....	642	824
<b>Totals for Sherman District.....</b>	<b>\$ 937,991</b>	<b>\$ 977,205</b>
<b>CROOK DISTRICT</b>		
United Fuel Gas Co.....	\$ 19,408	\$ 18,598
<b>Totals for Crook District.....</b>	<b>\$ 19,408</b>	<b>\$ 18,598</b>
<b>WASHINGTON DISTRICT</b>		
Logan County Light & Power Co.....	\$ 100,000	\$ 35,000
Shields Oil & Gas Co.....	1,850	1,649
Coal River Ry. Co.....	430,000	492,244
United Fuel Gas Co.....	5,645	7,098
Chesapeake & Potomac Telephone Co.....	5,193	7,955
American Railway Express Co.....	1,600	2,053
<b>Totals for Washington District.....</b>	<b>\$ 544,288</b>	<b>\$ 545,999</b>
<b>MADISON MUNICIPALITY</b>		
American Railway Express Co.....	\$ 400	\$ 513
Shields Oil & Gas Co.....	3,000	4,197
Coal River Ry. Co.....	55,000	62,961
Chesapeake & Potomac Telephone Co.....	4,430	5,807
Madison Utilities Co.....	12,000	12,000
<b>Totals for Madison Municipality.....</b>	<b>\$ 74,830</b>	<b>\$ 85,478</b>
<b>DANVILLE MUNICIPALITY</b>		
American Railway Express Co.....	\$ 400	\$ 513
Shields Oil & Gas Co.....	2,500	3,498
C. & O. Ry. Co. (Coal River Ry.).....	55,000	62,961
Chesapeake & Potomac Telephone Co.....	1,694	2,517
<b>Totals for Danville Municipality.....</b>	<b>\$ 59,594</b>	<b>\$ 69,489</b>
<b>TOTALS FOR BOONE COUNTY.....</b>	<b>\$ 2,260,042</b>	<b>\$ 2,460,375</b>

**BRAXTON COUNTY**

A Statement Showing the Assessed Value, by Districts and Municipalities, of the Property of Railroad, Oil and Gas Pipe Line, Water, Light and Power, Telephone and Telegraph, Express, Car Line and Toll Bridge Companies for the Years 1920 and 1921 as Assessed by the Board of Public Works.

**BIRCH DISTRICT**

United Fuel Gas Co.....	\$.....	\$ 8,338
B. & O. R. R. Co. (Coal & Coke).....	228,136	228,135
Pittsburgh & West Virginia Gas Co.....	23,453	25,896
Ohio Fuel Oil Co.....	277	2,911
Chesapeake & Potomac Telephone Co.....	7,297	8,382
Western Union Telegraph Co.....	2,092	2,441
Gassaway Telephone Co.....	600	400



	1920	1921
Hope Natural Gas Co.....	26,221	31,444
American Railway Express Co.....	1,676	1,557
<b>Totals for Birch District.....</b>	<b>\$ 289,751</b>	<b>\$ 309,504</b>

**HOLLY DISTRICT**

B. & O. R. R. Co. (W. Va. & Pittsburg R. R.).....	\$ 431,459	\$ 431,459
B. & O. R. R. Co. (Sutton Branch).....	54,660	54,660
West Virginia & Midland R. R. Co.....	40,715	28,227
Pittsburgh & West Virginia Gas Co.....	1,817	314
Light, Fuel & Power Co.....	6,680	6,680
Buffalo Telephone Co.....	450	1,200
Chesapeake & Potomac Telephone Co.....	16,700	19,762
United Fuel Gas Co.....		2,403
Western Union Telegraph Co.....	2,761	3,345
Newville Telephone Co.....	1,000	900
American Railway Express Co.....	2,200	2,077
West Virginia Central Gas Co.....	5,103	5,122
Manufacturers Light & Heat Co.....		3,123
<b>Totals for Holly District.....</b>	<b>\$ 563,545</b>	<b>\$ 559,272</b>

**OTTER DISTRICT**

Ohio Fuel Oil Co.....	\$ 320	\$ 2,904
Hope Natural Gas Co.....	7,156	8,940
B. & O. R. R. Co. (Coal & Coke).....	272,819	272,819
Gassaway Gas Co.....	6,500	6,500
Pittsburgh & W. Va. Gas Co.....	7,633	6,325
Buffalo Telephone Co.....	1,000	1,400
Chesapeake & Potomac Telephone Co.....	7,174	8,485
United Fuel Gas.....	73	6,585
West Virginia & Maryland Gas Co.....		23,839
Western Union Telegraph Co.....	2,036	2,314
Gassaway Telephone Co.....	650	400
Exchange Telephone Co.....	700	700
West Virginia Central Gas Co.....	38,587	59,358
American Railway Express Co.....	1,726	1,961
<b>Totals for Otter District.....</b>	<b>\$ 346,374</b>	<b>\$ 402,530</b>

**SUTTON INDEPENDENT DISTRICT**

B. & O. R. R. Co. (Sutton Branch).....	\$ 32,472	\$ 32,472
Sutton Electric Light, Power & Water Co.....	4,800	4,857
Western Union Telegraph Co.....	279	326
American Railway Express Co.....	122	135
Gassaway Gas Co.....	3,000	3,000
<b>Totals for Sutton Independent District.....</b>	<b>\$ 40,673</b>	<b>\$ 40,790</b>

**SALT LICK DISTRICT**

West Virginia & Maryland Gas Co.....	\$.....	\$ 25,495
B. & O. R. R. Co. (Coal & Coke).....	238,696	238,696
B. & O. R. R. Co. (West Va. & Pittsburg R. R.).....	388,054	388,557
Light, Fuel & Power Co.....	25,280	25,574
Hope Natural Gas Co.....	309,395	340,163
Pittsburgh & West Virginia Gas Co.....	297,144	316,945
Eureka Pipe Line Co.....	183	180
Chesapeake & Potomac Telephone Co.....	19,758	22,660

	1920	1921
Western Union Telegraph Co.....	4,101	4,835
Ohio Fuel Oil Co.....		1,149
United Fuel Gas.....	83	1,051
Exchange Telephone Co.....	200	200
Peoples United Telephone Co.....	102	102
American Railway Express Co.....	3,300	3,096
	<hr/>	<hr/>
Totals for Salt Lick District.....	\$ 1,286,296	\$ 1,367,906

## BURNSVILLE MUNICIPALITY

Pittsburgh & West Virginia Gas Co.....	\$ 126,168	\$ 120,028
B. & O. R. R. Co. (Coal & Coke).....	14,566	14,566
B. & O. R. R. Co. (West Va. & Pittsburgh R. R.).....	37,051	37,051
Light, Fuel & Power Co.....	3,040	3,040
Chesapeake & Potomac Telephone Co.....	3,568	4,509
Western Union Telegraph Co.....	531	439
Peoples United Telephone Co.....	638	638
American Railway Express Co.....	300	280
Hope Natural Gas Co.....	7,953	
	<hr/>	<hr/>
Totals for Burnsville Municipality.....	\$ 193,815	\$ 180,551

## FLATWOODS MUNICIPALITY

B. & O. R. R. Co. (West Va. & Pittsburg R. R.).....	\$ 64,868	\$ 64,868
B. & O. R. R. Co. (Sutton Branch).....	9,020	9,020
Light, Fuel & Power Co.....	1,920	1,920
Chesapeake & Potomac Telephone Co.....	1,347	1,527
Western Union Telegraph Co.....	420	497
American Railway Express Co.....	331	317
	<hr/>	<hr/>
Totals for Flatwoods Municipality.....	\$ 77,906	\$ 78,149

## ROSEDALE MUNICIPALITY

Rosedale Fuel & Water Co.....	\$ 1,000	\$ 1,000
Eureka Pipe Line Co.....	4,261	4,173
Gassaway Telephone Co.....	200	400
United Fuel Gas Co.....	163	11
	<hr/>	<hr/>
Totals for Rosedale Municipality.....	\$ 5,624	\$ 5,584

## GASSAWAY MUNICIPALITY

B. & O. R. R. Co. (Coal & Coke).....	\$ 274,819	\$ 274,819
Gassaway Gas Co.....	15,500	15,500
Gassaway Development Co.....	15,000	15,000
Chesapeake & Potomac Telephone Co.....	1,420	1,650
Western Union Telegraph Co.....	264	308
Gassaway Telephone Co.....	550	800
American Railway Express Co.....	640	241
	<hr/>	<hr/>
Totals for Gassaway Municipality.....	\$ 308,193	\$ 308,318

## SUTTON MUNICIPALITY

B. & O. R. R. Co. (Sutton Branch).....	\$ 5,412	\$ 5,412
B. & O. R. R. Co. (Coal & Coke).....	13,946	13,946
Sutton Electric Light, Power & Water Co.....	5,200	5,143
Light, Fuel & Power Co.....	3,080	3,080

	1920	1921
Chesapeake & Potomac Telephone Co.....	9,465	11,743
Western Union Telegraph Co.....	46	54
American Railway Express Co.....	375	244
<b>Totals for Sutton Municipality.....</b>	<b>\$ 37,524</b>	<b>\$ 39,622</b>
<b>TOTALS FOR BRAXTON COUNTY.....</b>	<b>\$ 3,149,701</b>	<b>\$ 3,292,226</b>

## BROOKE COUNTY

A Statement Showing the Assessed Value, by Districts and Municipalities, of the Property of Railroad, Oil and Gas Pipe Line, Water, Light and Power, Telephone and Telegraph, Express, Car Line and Toll Bridge Companies for the Years 1920 and 1921 as Assessed by the Board of Public Works.

## BUFFALO DISTRICT

Pittsburg, Wheeling & Ky. R. R. Co.....	\$ 370,000	\$ 355,500
Pan Handle Traction Co.....	224,000	221,600
Wellsburg, Bethany & Washington Ry. Co.....	30,500	30,500
Manufacturers Light & Heat Co.....	100,000	103,935
Eureka Pipeline Co.....	27,324	27,481
Postal Telegraph Cable Co.....	1,629	2,913
Wellsburg Home Telephone Co.....	700	700
American Telephone & Telegraph Co.....	803	1,081
Western Union Telegraph Co.....	3,500	4,760
Brooke Electric Co.....	60,000	15,000
Valvoline Cil Works.....	7,500	7,346
Pullman Co.....	2,500	2,375
Bethany Telephone Co.....	700	700
Chesapeake & Potomac Telephone Co.....	18,610	25,356
American Ry. Express Co.....	400	350
<b>Totals for Buffalo District.....</b>	<b>\$ 848,166</b>	<b>\$ 799,597</b>

## CROSS CREEK DISTRICT

H. C. Frick Coke Co.....	\$ 2,700	\$ 1,500
Hancock County Electric Co.....		23,000
P. C. C. & St. L. Ry. Co.....	1,277,291	1,269,820
Pittsburg, Wheeling & Ky. R. R. Co.....	235,000	195,000
Wabash-Pittsburg Term. Co. (Now Pittsburgh & W. Va. Ry.).....	550,000	550,000
P. C. C. & St. L. Ry. Co. (New Cumb. Branch).....	3,204	3,136
Steubenville, Wellsburg & Weirton Ry. Co.....	165,000	170,000
Manufacturers Light & Heat Co.....	179,522	185,515
Eureka Pipeline Co.....	35,294	20,694
Hope Natural Gas Co.....	63,178	48,992
Pure Oil Pipe Line Co.....	5,486	5,438
Valvoline Oil Works.....	19,500	20,024
Follansbee Water & Light Co.....	5,000	5,000
Postal Telegraph Cable Co.....	6,682	12,029
Wellsburg Home Telephone Co.....	200	200
Brooke Electric Co.....	100,000	188,000
Western Union Telegraph Co.....	4,000	6,120
American Ry. Express Co.....	500	350
Wellsburg Electric Light, Heat & Power Co.....		29,563
Pullman Co.....	4,500	3,700
Steubenville Bridge Co.....	275,000	275,000
Chesapeake & Potomac Telephone Co.....	14,202	22,144
<b>Totals for Cross Creek District.....</b>	<b>\$ 2,946,298</b>	<b>\$ 3,035,225</b>

	1920	1921
<b>WELLSBURG INDEPENDENT DISTRICT</b>		
Pittsburg, Wheeling & Ky. R. R. Co.....	\$ 60,000	\$ 64,500
Pan Handle Traction Co.....	10,000	10,000
Steuenville, Wheeling & Weirton Ry. Co.....	35,000	30,000
Wellsburg, Bethany & Washington Ry. Co.....	2,500	2,500
Pullman Co.....	500	500
Manufacturers Light & Heat Co.....	36,814	35,408
Western Union Telegraph Co.....	1,000	1,380
Wellsburg Electric Light Heat & Power Co.....		11,470
Brook Electric Co.....	20,000	40,000
Chesapeake & Potomac Telephone Co.....	7,349	2,235
<b>Totals for Wellsburg Independent District.....</b>	<b>\$ 173,163</b>	<b>\$ 197,973</b>
<b>BETHANY MUNICIPALITY</b>		
Bethany Improvement Association.....	\$ 5,000	\$ 5,000
Wellsburg, Bethany and Washington Ry.....	1,500	1,500
Bethany Telephone Co.....	800	800
Chesapeake & Potomac Telephone Co.....	390	614
<b>Totals for Bethany Municipality.....</b>	<b>\$ 7,690</b>	<b>\$ 7,914</b>
<b>FOLLANSBEE MUNICIPALITY</b>		
Wellsburg Electric Light, Heat & Power Co.....	\$ .....	\$ 44,596
Chesapeake & Potomac Telephone Co.....	11,254	15,988
Pittsburg, Wheeling & Ky. R. R. Co.....	110,000	106,000
Steuenville, Wellsburg & Weirton Ry. Co.....	55,000	55,000
Manufacturers Light & Heat Co.....	55,684	58,712
Follansbee Water & Light Co.....	40,000	45,000
Western Union Telegraph Co.....	500	690
Hancock County Electric Co.....		500
Pullman Co.....	500	500
American Railway Express Co.....		75
<b>Totals for Follansbee Municipality.....</b>	<b>\$ 272,938</b>	<b>\$ 327,051</b>
<b>HOLLIDAYS COVE MUNICIPALITY</b>		
Chesapeake & Potomac Telephone Co.....	\$ 544	\$ 951
Manufacturers Light & Heat Co.....	4,755	4,773
Steuenville, Wellsburg & Weirton Ry. Co.....	15,000	15,000
Pittsburg, Cincinnati, Chicago & St. Louis R. R.....	6,000	5,000
<b>Totals for Hollidays Cove Municipality.....</b>	<b>\$ 26,299</b>	<b>\$ 25,724</b>
<b>WELLSBURG MUNICIPALITY</b>		
Pittsburg, Wheeling & Ky. R. R. Co.....	\$ 259,994	\$ 272,587
Pan Handle Traction Co.....	70,993	70,109
Steuenville, Wellsburg & Weirton Ry. Co.....	114,395	114,116
Wellsburg, Bethany & Washington Ry. Co.....	5,500	5,500
Manufacturers Light & Heat Co.....	96,444	102,650
Postal Telegraph Cable Co.....	187	336
Wellsburg Home Telephone Co.....	5,100	5,100
Western Union Telegraph Co.....	6,869	9,403
Brooke Electric Co.....	70,000	9,000
Pullman Co.....	1,322	1,247
Wellsburg Electric Light, Heat & Power Co.....	225,000	95,862

	1920	1921
Chesapeake & Potomac Telephone Co.....	19,171	25,160
American Railway Express Co.....	690	599
<b>Totals for Wellsburg Municipality.....</b>	<b>\$ 875,665</b>	<b>\$ 711,669</b>
<b>TOTALS FOR BROOKE COUNTY.....</b>	<b>\$ 5,150,219</b>	<b>\$ 5,105,153</b>

## CABELL COUNTY

A Statement Showing the Assessed Value, by Districts and Municipalities, of the Property of Railroad, Oil and Gas Pipe Line, Water, Light and Power, Telephone and Telegraph, Express, Car Line and Toll Bridge Companies for the Years 1920 and 1921 as Assessed by the Board of Public Works.

## BARBOURVILLE DISTRICT

Virginia Power Co.....	\$ .....	\$ 61,079
Union Ridge & Ohio River Telephone Co.....	350	350
C. & O. Ry. Co.....	307,127	304,025
C. & O. Ry. Co. (Guyan Val. Branch).....	76,108	70,390
Barboursville Telephone Co.....	200	200
Huntington Development & Gas Co.....	23,200	43,863
B. & O. R. R. Co. (Ohio River R. R.).....	146,164	146,164
Columbia Gas & Electric Co.....	66,000	71,000
United Fuel Gas Co.....	83,393	73,731
Chesapeake & Potomac Telephone Co.....	9,912	13,885
American Telephone & Telegraph Co.....	2,693	4,735
Postal Telegraph & Cable Co.....	1,944	1,700
Cabell-Mason Telephone Co.....	175	175
Western Union Telegraph Co.....	1,347	1,819
Pullman Co.....	4,731	4,463
Wilson Car Line Co.....	.....	191
<b>Totals for Barboursville District.....</b>	<b>\$ 722,344</b>	<b>\$ 797,770</b>

## GRANT DISTRICT

Virginia Power Co.....	\$ .....	\$ 62,996
Wilson Car Line Co.....	.....	310
C. & O. Ry. Co.....	493,109	488,129
Harshbarger Oil & Gas Co.....	85,000	106,656
Eureka Pipeline Co.....	11,780	11,694
United Fuel Gas Co.....	423,905	411,097
Columbia Gas & Electric Co.....	515,248	555,000
Chesapeake & Potomac Telephone Co.....	5,005	6,946
American Telephone & Telegraph Co.....	5,507	9,681
Milton Telephone Co.....	239	300
Postal Telegraph & Cable Co.....	944	1,700
Western Union Telegraph Co.....	2,163	2,920
Pullman Co.....	7,097	6,695
Huntington Development & Gas Co.....	84	159
<b>Totals for Grant District.....</b>	<b>\$ 1,550,080</b>	<b>\$ 1,664,283</b>

## GUYANDOTTE DISTRICT

Virginia Power Co.....	\$ .....	\$ 3,210
C. & O. Ry. Co.....	264,471	261,799
B. & O. R. R. Co. (Ohio River R. R.).....	100,463	100,464
Columbia Gas & Electric Co.....	192,500	207,000
United Fuel Gas Co.....	58,435	54,936
Chesapeake & Potomac Telephone Co.....	11,197	16,063
American Telephone & Telegraph Co.....	2,761	4,557

	1920	1921
Postal Telegraph & Cable Co.....	944	1,700
Cabell-Mason Telephone Co.....	175	175
Western Union Telegraph Co.....	1,160	1,566
Pullman Co.....	4,337	3,348
Huntington Development & Gas Co.....	5,000	100,677
Consolidated Light, Heat & Power Co.....	3,000	2,820
Wilson Car Line Co.....		165
<b>Totals for Guyandotte District.....</b>	<b>\$ 644,443</b>	<b>\$ 758,480</b>

## McCOMAS DISTRICT

C. & O. Ry. Co. (Guyan Valley R. R.).....	\$ 241,642	\$ 223,487
United Fuel Gas Co.....		401
Ohio Fuel Oil Co.....		77
Columbia Gas & Electric Co.....	\$ 291,500	\$ 314,000
Chesapeake & Potomac Telephone Co.....	6,292	8,529
Huntington Development & Gas Co.....	44,400	83,944
<b>Totals for McComas District.....</b>	<b>\$ 583,834</b>	<b>\$ 630,438</b>

## UNION DISTRICT

Ohio Fuel Oil Co.....	\$ 338	\$ 656
B. & O. R. R. Co. (Ohio River R. R.).....	474,746	474,746
United Fuel Gas Co.....	105	102
Union Ridge & Ohio River Telephone Co.....	150	150
<b>Totals for Union District.....</b>	<b>\$ 475,339</b>	<b>\$ 475,654</b>

## HUNTINGTON INDEPENDENT DISTRICT

B. & O. R. R. Co. (Ohio River R. R.).....	\$ 26,714	\$ .....
C. & O. Ry. Co.....	42,657	.....
Western Union Telegraph Co.....	187	.....
<b>Totals for Huntington Independent District.....</b>	<b>\$ 69,558</b>	<b>\$ .....</b>

## HUNTINGTON MUNICIPALITY (INDEPENDENT DISTRICT)

Consolidated Light, Heat & Power Co.....	\$ 320,000	\$ 465,112
C. & O. Ry. Co.....	2,218,140	2,437,963
B. & O. R. R. (Ohio River R. R.).....	205,984	132,698
B. & O. R. R. (Huntington & Big Sandy R. R.).....	389,572	389,572
Winding Gulf R. R. Co.....	1,209	1,158
Ohio Valley Electric Ry. Co.....	756,573	749,882
United Fuel Gas Co.....	522,887	501,785
Huntington Water Co.....	900,000	1,000,000
American Telephone & Telegraph Co.....	6,799	9,457
Chesapeake & Potomac Telephone Co.....	365,573	500,134
Western Union Telegraph Co.....	9,779	13,387
Postal Telegraph & Cable Co.....	1,889	3,399
American Railway Express Co.....	8,735	6,799
Wilson Car Line Co.....		1,496
Union Ref. Tr. Co. of Wis.....	2,000	2,070
Pullman Co.....	3,549	4,091
Huntington Development & Gas Co.....	174,532	422,002
<b>Totals for Huntington Municipality.....</b>	<b>\$ 5,887,171</b>	<b>\$ 6,533,915</b>

	1920	1921
<b>BARBOURSVILLE MUNICIPALITY</b>		
C. & O. Ry. Co.....	\$ 81,901	\$ 81,073
C. & O. Ry. Co. (Guyan Valley Branch).....	62,789	58,071
United Fuel Gas Co.....	9,010	8,845
American Telephone & Telegraph Co.....	453	797
Chesapeake & Potomac Telephone Co.....	530	753
Western Union Telegraph Co.....	359	485
Barboursville Telephone Co.....	2,800	2,800
Pullman Co.....	789	744
Barboursville Water & Light Co.....	3,000	3,000
Wilson Car Line Co.....		51
<b>Totals for Barboursville Municipality.....</b>	<b>\$ 161,631</b>	<b>\$ 156,619</b>
<b>MILTON MUNICIPALITY</b>		
C. & O. Ry. Co.....	\$ 5,118	\$ 5,068
Harrahbarger Oil & Gas Co.....	15,000	18,344
Milton Telephone Co.....	700	900
Western Union Telegraph Co.....	23	30
United Fuel Gas Co.....	129	
<b>Totals for Milton Municipality.....</b>	<b>\$ 20,970</b>	<b>\$ 24,342</b>
<b>TOTALS FOR CABELL COUNTY.....</b>	<b>\$ 10,115,370</b>	<b>\$ 11,041,501</b>

**CALHOUN COUNTY**

A Statement Showing the Assessed Value, by Districts and Municipalities, of the Property of Railroad, Oil and Gas Pipe Line, Water, Light and Power, Telephone and Telegraph, Express, Car Line and Toll Bridge Companies for the Years 1920 and 1921 as Assessed by the Board of Public Works.

**CENTER DISTRICT**

Eureka Pipeline Co.....	\$ 29,855	\$ 32,823
Hope Natural Gas Co.....	533,729	538,497
Godfrey L. Cabot.....	150,000	125,000
Chesapeake & Potomac Telephone Co.....	3,284	3,815
Pritchard Telephone Co.....	87	154
<b>Totals for Center District.....</b>	<b>\$ 716,955</b>	<b>\$ 700,289</b>

**LEE DISTRICT**

Ohio Fuel Oil Co.....	\$	\$ 756
Godfrey L. Cabot.....	25,000	30,000
Eureka Pipeline Co.....	37,664	35,978
Hope Natural Gas Co.....	38,583	87,132
Carnegie Natural Gas Co.....	100	112
Chesapeake & Potomac Telephone Co.....	2,732	3,197
<b>Totals for Lee District.....</b>	<b>\$ 104,079</b>	<b>\$ 156,675</b>

**SHERIDAN DISTRICT**

Hope Natural Gas Co.....	\$ 38,706	\$ 67,876
Eureka Pipeline Co.....	87,438	79,091
Godfrey L. Cabot.....	30,000	35,000
<b>Totals for Sheridan District.....</b>	<b>\$ 156,144</b>	<b>\$ 181,967</b>

	1920	1921
<b>SHERMAN DISTRICT</b>		
Godfrey L. Cabot.....	\$ 35,000	\$ 210,000
Eureka Pipeline Co.....	21,637	40,838
Hope Natural Gas Co.....	431,582	390,045
Carnegie Natural Gas Co.....	1,682	2,953
Chesapeake & Potomac Telephone Co.....	2,097	2,341
Monongalia Valley Traction (Gas Dept.).....	190	165
<b>Totals for Sherman District.....</b>	<b>\$ 492,188</b>	<b>\$ 646,342</b>
<b>WASHINGTON DISTRICT</b>		
Eureka Pipe Line Co.....	\$ 7,083	\$ 7,718
Hope Natural Gas Co.....	173,656	198,575
United Fuel Gas.....	200,305	178,156
Ohio Fuel Oil Co.....		116
<b>Totals for Washington District.....</b>	<b>\$ 381,044</b>	<b>\$ 384,565</b>
<b>GRANTSVILLE MUNICIPALITY</b>		
Godfrey L. Cabot.....	\$ 10,000	\$ 30,000
Chesapeake & Potomac Telephone Co.....	654	728
Hope Natural Gas Co.....	102,799	157,205
<b>Totals for Grantsville Municipality.....</b>	<b>\$ 113,453</b>	<b>\$ 187,933</b>
<b>TOTALS FOR CALHOUN COUNTY.....</b>	<b>\$ 1,963,863</b>	<b>\$ 2,257,771</b>

## CLAY COUNTY

A Statement Showing the Assessed Value, by Districts and Municipalities, of the Property of Railroad, Oil and Gas Pipe Line, Water, Light and Power, Telephone and Telegraph, Express, Car Line and Toll Bridge Companies for the Years 1920 and 1921 as Assessed by the Board of Public Works.

	1920	1921
<b>BUFFALO DISTRICT</b>		
Coal & Coke Ry. Co.....	\$ 230,413	\$ 230,413
Buffalo Creek & Gauley R. R. Co.....	151,001	191,000
Chesapeake & Potomac Telephone Co.....	7,758	8,896
Western Union Telegraph Co.....	1,841	1,891
Hope Natural Gas Co.....	18,720	5,458
United Fuel Gas Co.....	464	352
American Railway Express Co.....	1,000	1,000
<b>Totals for Buffalo District.....</b>	<b>\$ 411,197</b>	<b>\$ 439,010</b>
<b>HENRY DISTRICT</b>		
Western Union Telegraph Co.....	\$ 2,083	\$ 2,175
Coal & Coke Ry. Co.....	157,386	157,386
Buffalo Creek & Gauley R. R. Co.....	79,000	100,000
United Fuel Gas Co.....	86,733	83,860
Ohio Fuel Oil Co.....	350	4,041
Chesapeake & Potomac Telephone Co.....	7,195	8,693
<b>Totals for Henry District.....</b>	<b>\$ 332,747</b>	<b>\$ 356,155</b>



	1920	1921
<b>HENRY INDEPENDENT DISTRICT</b>		
Coal & Coke Ry. Co.....	\$ 34,614	\$ 34,614
Buffalo Creek & Gauley R. R. Co.....	44,999	59,000
Totals for Henry Independent District.....	\$ 79,613	\$ 93,614
<b>PLEASANT DISTRICT</b>		
Hartland Power Co.....	\$ 20,000	\$ 20,000
Coal & Coke Ry. Co.....	225,384	225,384
United Fuel Gas Co.....	8,678	8,318
Ohio Fuel Oil Co.....	1,904	3,896
Chesapeake & Potomac Telephone Co.....	271	420
Western Union Telegraph Co.....	2,128	2,095
American Railway Express Co.....	1,000	1,000
Totals for Pleasant District.....	\$ 259,365	\$ 261,113
<b>UNION DISTRICT</b>		
Coal & Coke Ry. Co.....	\$ 224,384	\$ 224,384
United Fuel Gas Co.....	464,387	583,092
Eureka Pipe Line Co.....	22,851	26,676
Ohio Fuel Oil Co.....	117,079	240,157
Chesapeake & Potomac Telephone Co.....	6,511	7,737
Western Union Telegraph Co.....	2,038	2,100
American Railway Express Co.....	1,000	1,000
Totals for Union District.....	\$ 838,250	\$ 1,085,146
<b>OTTER DISTRICT</b>		
Ohio Fuel Oil Co.....	\$ 437	\$ 869
Hope Natural Gas Co.....	2,173	2,810
United Fuel Gas Co.....	1,062	1,119
Totals for Otter District.....	\$ 3,672	\$ 4,798
<b>HENRY MUNICIPALITY</b>		
Coal & Coke Ry. Co.....	\$ 42,961	\$ 42,961
Western Union Telegraph Co.....	2,083	2,125
Chesapeake & Potomac Telephone Co.....	728	898
American Railway Express Co.....	3,171	2,446
Totals for Henry Municipality.....	\$ 48,943	\$ 48,430
TOTALS FOR CLAY COUNTY.....	\$ 1,973,787	\$ 2,288,266

**DODDRIDGE COUNTY**

A Statement Showing the Assessed Value, by Districts and Municipalities, of the Property of Railroad, Oil and Gas Pipe Line, Water, Light and Power, Telephone and Telegraph, Express, Car Line and Toll Bridge Companies for the Years 1920 and 1921 as Assessed by the Board of Public Works.

**CENTRAL DISTRICT**

Chesapeake & Potomac Telephone Co.....	\$ 7,418	\$ 2,791
B. & O. R. R. Co. (Parkersburg Br. R. R.).....	505,000	505,000
Eureka Pipe Line Co.....	48,571	52,411

	1920	1921
Hope Natural Gas Co.....	439,945	348,770
Carnegie Natural Gas Co.....	115,204	207,289
American Telephone & Telegraph Co.....	3,131	3,792
Western Union Telegraph Co.....	5,200	7,000
Imperial Oil & Gas Products Co.....	243,590	265,896
Pritchard Telephone Co.....	104	154
Peoples United Telephone System.....	196	196
Pittsburgh & West Va. Gas Co.....	459,937	424,155
Pullman Co.....	2,370	2,270
West Virginia Heat & Light Co.....	4,500	2,002
American Railway Express Co.....	861	761
<b>Totals for Central District.....</b>	<b>\$ 1,836,027</b>	<b>\$ 1,821,986</b>
<b>COVE DISTRICT</b>		
Hope Natural Gas Co.....	\$ 180,063	\$ 164,244
Reserve Gas Co.....	199,720	210,018
Eureka Pipe Line Co.....	17,186	17,735
Carnegie Natural Gas Co.....	3,678	3,164
Pritchard Telephone Co.....	411	488
Peoples United Telephone System.....	493	493
Pittsburgh & West Virginia Gas Co.....	33,022	33,264
<b>Totals for Cove District.....</b>	<b>\$ 434,593</b>	<b>\$ 429,406</b>
<b>GRANT DISTRICT</b>		
Pittsburgh & West Virginia Gas Co.....	\$ 121,669	\$ 125,994
B. & O. R. R. Co. (Parkersburg Br. R. R.).....	510,384	510,384
Eureka Pipe Line Co.....	64,996	58,164
Hope Natural Gas Co.....	697,665	700,000
Carnegie Natural Gas Co.....	86,941	82,799
Western Union Telegraph Co.....	5,400	7,000
American Telephone & Telegraph Co.....	3,002	3,635
Peoples United Telephone System.....	706	706
Manufacturers Light & Heat Co.....	159,011	160,601
Pullman Co.....	2,395	2,270
Chesapeake & Potomac Telephone Co.....	6,676	7,224
American Railway Express Co.....	860	760
<b>Totals for Grant District.....</b>	<b>\$ 1,629,705</b>	<b>\$ 1,650,537</b>
<b>GREENBRIER DISTRICT</b>		
Pittsburgh & West Virginia Gas Co.....	\$ 194,555	\$ 194,126
Hope Natural Gas Co.....	892,236	517,967
Eureka Pipe Line Co.....	88,741	88,162
Salem Natural Gas Co.....	4,500	
Clarksburg Light & Heat Co.....	57,794	58,383
Peoples United Telephone System.....	859	858
Raccoon Gas Co.....		2,860
<b>Totals for Greenbrier District.....</b>	<b>\$ 1,238,685</b>	<b>\$ 862,346</b>
<b>MCCLELLAN DISTRICT</b>		
Virgil I. Allen (Gas).....	\$.....	\$ 1,500
Carnegie Natural Gas Co.....	326,805	318,832
Eureka Pipe Line Co.....	145,498	155,410
Hope Natural Gas Co.....	759,890	912,322
Salem Natural Gas Co.....	9,000	

	1920	1921
Manufacturers Light & Heat Co.....	661,160	683,141
Pittsburgh & West Virginia Gas Co.....	347,000	336,863
Peoples United Telephone System.....	1,581	1,581
Chesapeake & Potomac Telephone Co.....	575	642
Pure Oil Pipe Line.....	11,070	10,925
<b>Totals for McClellan District.....</b>	<b>\$ 2,262,569</b>	<b>\$ 2,421,216</b>

## NEW MILTON DISTRICT

Manufacturers Light & Heat Co.....	\$ 5,598	\$ 5,669
Eureka Pipe Line Co.....	57,437	57,990
Hope Natural Gas Co.....	175,346	150,386
G. B. Travis (Gas Plant).....	3,000	5,000
Carnegie Natural Gas Co.....	452	506
Peoples United Telephone System.....	952	952
Pittsburgh & West Virginia Gas Co.....	726	2,985
<b>Totals for New Milton District.....</b>	<b>\$ 243,510</b>	<b>\$ 223,488</b>

## SOUTH WEST DISTRICT

Hope Natural Gas Co.....	\$ 70,246	\$ 75,915
Eureka Pipe Line Co.....	47,585	51,338
Carnegie Natural Gas Co.....	95,319	94,023
Reserve Gas Co.....	168,063	179,931
Pritchard Telephone Co.....	427	607
Pittsburgh & West Virginia Gas Co.....	189,351	206,636
Chesapeake & Potomac Telephone Co.....	262	371
<b>Totals for South West District.....</b>	<b>\$ 571,243</b>	<b>\$ 637,821</b>

## WEST UNION DISTRICT

Pittsburgh & West Virginia Gas Co.....	\$ 181,475	\$ 176,153
B. & O. R. R. Co. (Parkersburg Br. R. R.).....	345,866	345,866
Carnegie Natural Gas Co.....	65,987	66,230
Eureka Pipe Line Co.....	69,229	61,354
Hope Natural Gas Co.....	596,279	596,103
West Union Gas Co.....	21,000	30,330
Peoples United Telephone System.....	723	723
American Telephone & Telegraph Co.....	3,633	4,399
Western Union Telegraph Co.....	3,660	5,000
Manufacturers Light & Heat Co.....	57,528	58,257
Pullman Co.....	1,770	1,650
Chesapeake & Potomac Telephone Co.....	3,144	5,282
American Railway Express Co.....	570	470
<b>Totals for West Union District.....</b>	<b>\$ 1,350,864</b>	<b>\$ 1,351,845</b>

## WEST UNION INDEPENDENT DISTRICT

Hope Natural Gas Co.....	\$ .....	\$ 39,664
B. & O. R. R. Co. (Parkersburg Branch R. R.).....	165,000	165,000
Western Union Telegraph Co.....	2,100	3,000
Pullman Co.....	930	825
American Railway Express Co.....	277	.....
<b>Totals for West Union Independent District.....</b>	<b>\$ 168,307</b>	<b>\$ 208,489</b>

	1920	1921
<b>SALEM INDEPENDENT DISTRICT</b>		
Pittsburgh & West Virginia Gas Co.....	\$ 5,197	\$ 5,184
B. & O. R. R. Co. (Parkersburg Br. R. R.) .....	42,000	42,000
Western Union Telegraph Co.....	371	1,989
Pullman Co.....	115	104
Hope Natural Gas Co.....	27,637	27,466
American Railway Express Co.....	80	70
<b>Totals for Salem Independent District.....</b>	<b>\$ 75,400</b>	<b>\$ 75,813</b>
<b>WEST UNION MUNICIPALITY</b>		
B. & O. R. R. Co. (Parkersburg Br. R. R.).....	\$ 70,000	\$ 70,000
West Union Gas Co.....	9,000	19,620
Hope Natural Gas Co.....	38,377	176
Peoples United Telephone System.....	731	731
Western Union Telegraph Co.....	690	1,000
Pullman Co.....	840	825
Chesapeake & Potomac Telephone Co.....	2,291	2,652
American Railway Express Co.....	100	313
<b>Totals for West Union Municipality.....</b>	<b>\$ 122,029</b>	<b>\$ 95,317</b>
<b>TOTALS FOR DODDRIDGE COUNTY.....</b>	<b>\$ 9,932,932</b>	<b>\$ 9,757,264</b>

#### FAYETTE COUNTY

A Statement Showing the Assessed Value, by Districts and Municipalities, of the Property of Railroad, Oil and Gas Pipe Line, Water, Light and Power, Telephone and Telegraph, Express, Car Line and Toll Bridge Companies for the Years 1920 and 1921 as Assessed by the Board of Public Works.

#### FALLS DISTRICT

Fay Company.....	\$ 7,000	\$ 7,000
Gauley & Eastern Ry. Co.....	95,675	96,472
C. & O. Ry. Co. (Gauley Branch).....	184,529	182,665
Kanawha & Michigan Ry. Co.....	805,062	843,024
United Fuel Gas Co.....	14,432	13,830
American Telephone & Telegraph Co.....	5,794	7,015
Chesapeake & Potomac Telephone Co.....	12,371	17,130
Virginian Power Co.....	166,080	146,023
Montgomery Gas Co.....	6,500	7,000
Montgomery & Cannelton Bridge Co.....		22,500
American Railway Express Co.....	1,000	800
<b>Totals for Falls District.....</b>	<b>\$ 1,298,423</b>	<b>\$ 1,343,459</b>

#### FAYETTEVILLE DISTRICT

C. & O. (Rock Lick Branch).....	\$ 21,735	\$ 21,515
Virginian Ry. Co.....	749,070	847,964
C. & O. Ry. Co. (Loop Creek Branch).....	391,167	387,142
C. & O. Ry. Co.....	870,000	861,300
C. & O. Ry. Co. (Rend Branch).....	90,285	89,373
Kanawha Glen Jean & Eastern R. R. Co.....	219,381	229,922
White Oak Ry. Co. (Price Hill Div.).....	28,000	27,620
C. & O. Ry. Co. (Southside Branch).....	255,040	252,464
C. & O. Ry. Co. (White Oak Branch).....	54,546	53,601
Chesapeake & Potomac Telephone Co.....	46,451	59,913
Western Union Telegraph Co.....	2,791	7,584
Union Tank Line Co.....	4,750	4,756

	1920	1921
Pullman Co.....	5,121	4,900
Oak Hill Telephone Co.....	2,300	2,300
Clear Fork Telephone Co.....	30	.....
Fayette Public Service Corporation.....	1,500	2,000
Virginian Power Co.....	297,121	287,678
American Railway Express Co.....	7,500	6,500
<b>Totals for Fayetteville District.....</b>	<b>\$ 3,046,788</b>	<b>\$ 3,146,546</b>

## KANAWHA DISTRICT

Virginian Power Co.....	\$ 196,697	\$ 199,638
C. & O. Ry. Co.....	910,000	910,800
Virginian Ry. Co.....	724,586	747,016
C. & O. Ry. Co. (Paint Creek Branch).....	222,160	250,015
C. & O. Ry. Co. (Powellton Branch).....	164,655	162,992
Chesapeake & Potomac Telephone Co.....	14,149	17,226
Western Union Telegraph Co.....	2,400	6,500
United Fuel Gas Co.....	754	723
West Virginia Light & Traction Co.....	16,000	13,000
Pullman Co.....	3,700	3,400
Union Tank Line.....	2,500	4,500
Oak Hill Telephone Co.....	700	700
American Railway Express Co.....	4,000	3,000
<b>Totals for Kanawha District.....</b>	<b>\$ 2,272,461</b>	<b>\$ 2,288,910</b>

## MOUNTAIN COVE DISTRICT

Virginian Power Co.....	\$ 58,622	\$ 50,908
C. & O. Ry. Co.....	730,000	722,700
C. & O. Ry. Co. (Hawks Nest Branch).....	70,080	74,221
American Telephone & Telegraph Co.....	3,444	4,169
Chesapeake & Potomac Telephone Co.....	7,768	9,524
Western Union Telegraph Co.....	5,000	5,000
Lansing Telephone Co.....	1,500	1,500
Pullman Co.....	4,000	3,800
Union Tank Line Co.....	4,000	4,500
American Railway Express Co.....	3,500	3,000
<b>Totals for Mountain Cove District.....</b>	<b>\$ 887,854</b>	<b>\$ 879,322</b>

## NUTTALL DISTRICT

Virginian Power Co.....	\$ 73,683	\$ 19,921
C. & O. Ry. Co.....	714,802	707,802
C. & O. Ry. Co. (Keeneys Cr. Branch).....	199,395	197,381
Loop & Lookout Ry. Co.....	72,615	72,615
American Telephone & Telegraph Co.....	2,705	3,276
Western Union Telegraph Co.....	3,500	3,500
Chesapeake & Potomac Telephone Co.....	7,583	9,178
Lansing Telephone Co.....	1,000	1,000
Union Tank Line Co.....	3,500	3,500
Pullman Co.....	3,500	3,400
American Railway Express Co.....	3,000	2,500
<b>Totals for Nuttall District.....</b>	<b>\$ 1,035,303</b>	<b>\$ 1,024,083</b>

	1920	1921
<b>QUINNIMONT DISTRICT</b>		
C. & O. Ry. Co.....	\$ 1,170,000	\$ 1,157,610
C. & O. Ry. Co. (Finney Branch).....	5,100	5,048
Raleigh & Southwestern Ry. Co.....	350	
C. & O. Ry. Co. (Laurel Creek Branch).....	110,735	109,617
Sewell Valley Ry. Co.....	64,112	70,205
Chesapeake & Potomac Telephone Co.....	23,715	30,703
Western Union Telegraph Co.....	3,500	3,500
Virginian Power Co.....	74,372	109,808
Union Tank Line Co.....	2,000	2,200
Pullman Co.....	3,500	3,300
American Railway Express Co.....	3,000	2,500
<b>Totals for Quinnimont District.....</b>	<b>\$ 1,460,384</b>	<b>\$ 1,493,991</b>
<b>SEWELL MOUNTAIN DISTRICT</b>		
Sewell Valley R. R. Co.....	\$ 64,112	\$ 70,205
C. & O. Ry. Co.....	1,168,000	1,156,300
Manns Creek R. R. Co. (Babcock Coal & Coke Co.).....	15,000	15,000
American Telephone & Telegraph Co.....	4,206	5,093
Chesapeake & Potomac Telephone Co.....	11,008	15,656
Western Union Telegraph Co.....	4,000	4,600
North Fayette Telephone Co.....	5,000	4,500
Virginian Power Co.....	40,309	48,543
Union Tank Line Co.....	2,000	2,206
Pullman Co.....	3,300	3,012
American Railway Express Co.....	2,667	2,282
<b>Totals for Sewell Mountain District.....</b>	<b>\$ 1,319,592</b>	<b>\$ 1,327,397</b>
<b>FAYETTEVILLE MUNICIPALITY</b>		
Chesapeake & Potomac Telephone Co.....	\$ 7,342	\$ 10,776
Fayette Public Service Corporation.....	4,000	4,000
<b>Totals for Fayetteville Municipality.....</b>	<b>\$ 11,342</b>	<b>\$ 14,776</b>
<b>SCARBRO MUNICIPALITY</b>		
C. & O. Ry. Co. (White Oak Branch).....	\$ 39,000	\$ 39,000
<b>Totals for Scarbro Municipality.....</b>	<b>\$ 39,000</b>	<b>\$ 39,000</b>
<b>ANSTED MUNICIPALITY</b>		
C. & O. Ry. Co. (Hawks Nest Branch).....	\$ 15,000	\$ 10,000
American Telephone & Telegraph Co.....	424	515
Chesapeake & Potomac Telephone Co.....	340	391
Lansing Telephone Co.....	150	150
<b>Totals for Ansted Municipality.....</b>	<b>\$ 15,914</b>	<b>\$ 11,056</b>
<b>MT. HOPE MUNICIPALITY</b>		
C. & O. Ry. Co. (Loup Creek Branch).....	\$ 15,600	\$ 15,600
Kanawha, Glen Jean & Eastern Ry. Co.....	45,000	46,000
Chesapeake & Potomac Telephone Co.....	8,510	10,797
White Oak Ry. Co. (Price Hill Div.).....	9,575	9,575
Mount Hope Electric Power & Water Co.....	8,000	10,000
Loup Creek Bottling Co.....	500	500
<b>Totals for Mt. Hope Municipality.....</b>	<b>\$ 87,185</b>	<b>\$ 92,472</b>

	1920	1921
<b>OAK HILL MUNICIPALITY</b>		
Fayette Public Service Corporation.....	\$ 6,500	\$ 6,000
Virginian Ry. Co. (Wolf Creek Div.).....	23,500	15,695
Chesapeake & Potomac Telephone Co.....	6,898	11,428
<b>Totals for Oak Hill Municipality.....</b>	<b>\$ 36,898</b>	<b>\$ 33,123</b>
<b>HILL TOP MUNICIPALITY</b>		
Chesapeake & Potomac Telephone Co.....	\$ 764	\$ 889
C. & O. Ry. Co. (Loup Creek Branch).....	1,600	1,500
<b>Totals for Hill Top Municipality.....</b>	<b>\$ 2,364</b>	<b>\$ 2,389</b>
<b>MONTGOMERY MUNICIPALITY</b>		
C. & O. Ry. Co.....	\$ 25,000	\$ 25,000
Montgomery Light, Water & Improvement Co.....	30,000	25,000
American Telephone & Telegraph Co.....	510	618
Chesapeake & Potomac Telephone Co.....	11,400	13,937
Montgomery Gas Co.....	10,500	12,000
Montgomery & Cannelton Bridge Co.....	45,000	22,500
Montgomery Utilities Co.....	15,000	19,600
West Virginia Light & Traction Co.....	6,000	3,303
<b>Totals for Montgomery Municipality.....</b>	<b>\$ 143,410</b>	<b>\$ 121,958</b>
<b>THURMOND MUNICIPALITY</b>		
Bullock Realty Co.....	\$ 5,000	\$ 6,000
Chesapeake & Potomac Telephone Co.....	5,083	6,624
C. & O. Ry. Co.....	25,000	24,500
<b>Totals for Thurmond Municipality.....</b>	<b>\$ 35,083</b>	<b>\$ 37,124</b>
<b>TOTALS FOR FAYETTE COUNTY.....</b>	<b>\$ 11,601,891</b>	<b>\$ 11,855,606</b>

**GILMER COUNTY**

A Statement Showing the Assessed Value, by Districts and Municipalities, of the Property of Railroad, Oil and Gas Pipe Line, Water, Light and Power, Telephone and Telegraph, Express, Car Line and Toll Bridge Companies for the Years 1920 and 1921 as Assessed by the Board of Public Works.

**CENTER DISTRICT**

West Virginia Central Gas Co.....	\$ 272	\$ 276
Ohio Fuel Oil Co.....		31
Eureka Pipe Line Co.....	31,173	30,030
Hope Natural Gas Co.....	110,763	192,416
Pittsburgh & West Virginia Gas Co.....	20,444	18,853
Carnegie Natural Gas Co.....	34,489	36,357
Gasaway Telephone Co.....	400	400
Exchange Telephone Co.....	200	200
The United Fuel Gas Co.....	261,829	232,742
Chesapeake & Potomac Telephone Co.....	744	825
<b>Totals for Center District.....</b>	<b>\$ 460,314</b>	<b>\$ 512,730</b>

	1920	1921
<b>DeKALB DISTRICT</b>		
Eureka Pipe Line Co.....	\$ 10,545	\$ 37,166
Hope Natural Gas Co.....	267,964	341,981
Pittsburgh & West Virginia Gas Co.....	8,864	18,221
Glenville Natural Gas Co.....	14,000	16,780
Carnegie Natural Gas Co.....	924	1,034
Pritchard Telephone Co.....	145	180
Chesapeake & Potomac Telephone Co.....	4,795	5,338
<b>Totals for DeKalb District.....</b>	<b>\$ 307,237</b>	<b>\$ 420,700</b>
<b>GLENVILLE DISTRICT</b>		
Ohio Fuel Oil Co.....	\$.....	\$ 292
Coal & Coke Ry. Co.....	25,606	25,606
Eureka Pipe Line Co.....	96,857	102,458
Hope Natural Gas Co.....	156,667	184,492
Pittsburgh & West Virginia Gas Co.....	176,592	193,707
Carnegie Natural Gas Co.....	2,146	2,401
The Glenville Natural Gas Co.....	.....	398
Chesapeake & Potomac Telephone Co.....	9,577	3,865
Peoples United Telephone System.....	892	892
Pritchard Telephone Co.....	80	42
<b>Totals for Glenville District.....</b>	<b>\$ 468,416</b>	<b>\$ 514,152</b>
<b>ROSEDALE MUNICIPALITY</b>		
Eureka Pipe Line Co.....	\$ 1,181	\$ 1,162
<b>Totals for Roedale Municipality.....</b>	<b>\$ 1,181</b>	<b>\$ 1,162</b>
<b>TROY DISTRICT</b>		
Chesapeake & Potomac Telephone Co.....	\$ 1,282	\$.....
Eureka Pipe Line Co.....	31,845	34,198
Hope Natural Gas Co.....	373,883	432,515
Pittsburgh & West Virginia Gas Co.....	43,303	47,256
Carnegie Natural Gas Co.....	11,823	10,263
Pritchard Telephone Co.....	585	723
Peoples United Telephone System.....	782	782
Troy Oil & Gas Co.....	1,500	1,000
The Monongalia Valley Traction Co. (Gas Dept.).....	538	468
<b>Totals for Troy District.....</b>	<b>\$ 465,541</b>	<b>\$ 527,205</b>
<b>GLENVILLE MUNICIPALITY</b>		
Pittsburg & West Virginia Gas Co.....	\$ 134	\$.....
Glenville Natural Gas Co.....	6,000	7,822
Glenville Water & Light Co.....	6,000	6,000
Chesapeake & Potomac Telephone Co.....	1,618	1,986
<b>Totals for Glenville Municipality.....</b>	<b>\$ 13,752</b>	<b>\$ 15,808</b>
<b>LAYOPOLIS MUNICIPALITY</b>		
Eureka Pipe Line Co.....	\$ 61,520	\$ 57,801
Hope Natural Gas Co.....	300	.....
<b>Totals for Layopolis Municipality.....</b>	<b>\$ 61,829</b>	<b>\$ 57,801</b>



	1920	1921
<b>TROY MUNICIPALITY</b>		
Chesapeake & Potomac Telephone Co.....	\$ 217	\$ .....
Troy Oil & Gas Co.....	500	500
<b>Totals for Troy Municipality.....</b>	<b>\$ 717</b>	<b>\$ 500</b>
<b>TOTALS FOR GILMER COUNTY.....</b>	<b>\$ 1,778,987</b>	<b>\$ 2,060,068</b>

#### GRANT COUNTY

A Statement Showing the Assessed Value, by Districts and Municipalities, of the Property of Railroad, Oil and Gas Pipe Line, Water, Light and Power, Telephone and Telegraph, Express, Car Line and Toll Bridge Companies for the Years 1920 and 1921 as Assessed by the Board of Public Works.

#### MILROY DISTRICT

J. A. Parks.....	\$ 200	\$ .....
Moorefield & Virginia R. R.....	47,320	17,320
West Virginia Mutual Tel. Assn.....	1,100	1,100
Romney Consolidated Telephone Co.....	565	811
<b>Totals for Milroy District.....</b>	<b>\$ 49,185</b>	<b>\$ 19,231</b>

#### GRANT DISTRICT

Twin Mountain & Potomac R. R. Co.....	\$ 1,000	\$ .....
West Virginia Mutual Tel. Assn.....	920	920
Romney Consolidated Telephone Co.....	733	1,052
<b>Totals for Grant District.....</b>	<b>\$ 2,653</b>	<b>\$ 1,972</b>

#### UNION DISTRICT

Western Maryland R. R. Co.....	\$ 418,956	\$ 392,771
West Virginia & Maryland Gas Co.....	47,331	47,215
Northern Natural Gas Co.....	6,000	4,825
West Virginia Mutual Telephone Association.....	630	630
Western Union Telegraph Co.....	1,800	1,802
American Railway Express Co.....	2,000	1,602
<b>Totals for Union District.....</b>	<b>\$ 476,717</b>	<b>\$ 448,845</b>

#### BAYARD MUNICIPALITY

Western Maryland R. R. Co.....	\$ 32,000	\$ 30,000
West Virginia & Maryland Gas Co.....	3,570	4,289
Western Union Telegraph Co.....	587	589
American Railway Express Co.....	164	130
<b>Totals for Bayard Municipality.....</b>	<b>\$ 36,321</b>	<b>\$ 35,008</b>

#### PETERSBURG MUNICIPALITY

Moorefield & Virginia Branch R. R.....	\$ .....	\$ 30,000
J. A. Parks.....	3,300	5,000
West Virginia Mutual Telephone Association.....	80	80
Romney Consolidated Telephone Co.....	10	137
<b>Totals for Petersburg Municipality.....</b>	<b>\$ 3,390</b>	<b>\$ 35,217</b>
<b>TOTALS FOR GRANT COUNTY.....</b>	<b>\$ 568,266</b>	<b>\$ 540,273</b>

1920 1921

## GREENBRIER COUNTY

A Statement Showing the Assessed Value, by Districts and Municipalities, of the Property of Railroad, Oil and Gas Pipe Line, Water, Light and Power, Telephone and Telegraph, Express, Car Line and Toll Bridge Companies for the Years 1920 and 1921 as Assessed by the Board of Public Works.

## BLUE SULPHUR DISTRICT

Limestone Telephone Co.....	\$ 1,301	\$ 347
Green Sulphur Mutual Telephone Co.....	300	300
American Telephone & Telegraph Co.....	695	840
Chesapeake & Potomac Telephone Co.....	1,963	2,281
<b>Totals for Blue Sulphur District.....</b>	<b>\$ 4,259</b>	<b>\$ 3,768</b>

## FORT SPRINGS DISTRICT

C. & O. Ry. Co.....	\$ 414,503	\$ 410,316
Lewisburg & Ronceverte Electric Ry. Co.....	10,000	8,334
Western Union Telegraph Co.....	2,697	2,316
Farmers Union Telephone Co.....	350	350
Virginia Western Power Co.....	6,562	11,117
Chesapeake & Potomac Telephone Co.....	7,522	8,405
Limestone Telephone Co.....	2,144	1,555
Pullman Co.....	1,707	1,611
American Railway Express Co.....	1,435	1,257
<b>Totals for Fort Springs District.....</b>	<b>\$ 446,620</b>	<b>\$ 445,261</b>

## WHITE SULPHUR DISTRICT

C. & O. Ry. Co.....	\$ 767,596	\$ 759,844
White Sulphur & Huntersville R. R. Co.....	7,507	7,272
Western Union Telegraph Co.....	4,994	4,289
American Telephone & Telegraph Co.....	3,772	4,568
Limestone Telephone Co.....	2,416	2,093
Chesapeake & Potomac Telephone Co.....	2,767	3,796
Pullman Co.....	3,161	2,982
Virginian Western Power Co.....	6,260	11,178
American Railway Express Co.....	2,659	2,328
<b>Totals for White Sulphur District.....</b>	<b>\$ 801,132</b>	<b>\$ 796,291</b>

## LEWISBURG DISTRICT

C. & O. Ry. Co. (Greenbrier Branch).....	\$ 241,586	\$ 239,477
Lewisburg & Ronceverte Electric Ry. Co.....	15,000	6,250
Frankford Telephone Co.....	200	300
American Telephone & Telegraph Co.....	4,310	5,216
Limestone Telephone Co.....	3,850	4,482
Ronceverte & Elkins Telephone Co.....	290	
Chesapeake & Potomac Telephone Co.....	1,363	1,767
Virginian Western Power Co.....	9,214	7,000
Pocahontas Telephone Co.....	600	616
<b>Totals for Lewisburg District.....</b>	<b>\$ 276,413</b>	<b>\$ 265,108</b>

## IRISH CORNER DISTRICT

C. & O. Ry. Co.....	\$ 789,528	\$ 781,554
Western Union Telegraph Co.....	5,137	4,413
Limestone Telephone Co.....	3,340	2,445

	1920	1921
Pullman Co.....	3,551	3,068
Virginian Western Power Co.....	4,173	7,412
American Railway Express Co.....	2,501	2,394
<b>Totals for Irish Corner District.....</b>	<b>\$ 808,021</b>	<b>\$ 801,186</b>
<b>FALLING SPRINGS DISTRICT</b>		
Pocahontas Telephone Co.....	\$ 450	\$ 430
C. & O. Ry. Co. (Greenbrier Branch Ry.).....	217,878	215,528
Ronceverte & Elkins Telephone Co.....	845	.....
Frankford Telephone Co.....	950	700
<b>Totals for Falling Springs District.....</b>	<b>\$ 220,123</b>	<b>\$ 216,658</b>
<b>WILLIAMSBURG DISTRICT</b>		
American Telephone & Telegraph Co.....	\$ 792	\$ 959
Limestone Telephone Co.....	805	820
<b>Totals for Williamsburg District.....</b>	<b>\$ 1,597</b>	<b>\$ 1,779</b>
<b>MEADOW BLUFF DISTRICT</b>		
American Telephone & Telegraph Co.....	\$ 5,042	\$ 6,106
Limestone Telephone Co.....	409	198
Sewell Valley R. R. Co.....	38,375	39,662
Loop & Lookout Ry. Co.....	52,375	52,375
<b>Totals for Meadow Bluff District.....</b>	<b>\$ 96,201</b>	<b>\$ 98,341</b>
<b>ANTHONY'S CREEK DISTRICT</b>		
White Sulphur & Huntersville R. R. Co.....	\$ 27,027	\$ 27,020
Limestone Telephone Co.....	626	1,178
<b>Totals for Anthony's Creek District.....</b>	<b>\$ 27,653</b>	<b>\$ 28,198</b>
<b>FRANKFORD DISTRICT</b>		
C. & O. Ry. Co. (Greenbrier Branch).....	\$ 193,670	\$ 191,582
Frankford Telephone Co.....	900	1,200
Ronceverte & Elkins Telephone Co.....	565	.....
Pocahontas Telephone Co.....	350	369
<b>Totals for Frankford District.....</b>	<b>\$ 195,485</b>	<b>\$ 193,151</b>
<b>RONCEVERTE MUNICIPALITY</b>		
Virginian Western Power Co.....	\$ 6,262	\$ 11,117
C. & O. Ry. Co.....	506,613	501,497
Lewisburg & Ronceverte Electric Ry. Co.....	5,000	4,166
Limestone Telephone Co.....	823	9,975
Western Union Telegraph Co.....	3,295	2,831
Farmers Union Telephone Co.....	100	100
Pullman Co.....	2,087	1,968
Chesapeake & Potomac Telephone Co.....	268	305
American Telephone & Telegraph Co. of West Virginia.....	510	618
American Railway Express Co.....	1,755	1,536
<b>Totals for Ronceverte Municipality.....</b>	<b>\$ 526,713</b>	<b>\$ 534,113</b>

	1920	1921
<b>RAINELLE MUNICIPALITY</b>		
Sewell Valley R. R. Co.....	\$ 12,741	\$ 13,221
<b>Totals for Rainelle Municipality.....</b>	<b>\$ 12,741</b>	<b>\$ 13,221</b>
<b>LEWISBURG MUNICIPALITY</b>		
Lewisburg & Ronceverte Railway Co.....	\$ .....	\$ 6,250
American Telephone & Telegraph Co.....	338	445
Limestone Telephone Co.....	2,027	3,970
Frankford Telephone Co.....	25	25
Chesapeake & Potomac Telephone Co.....	115	163
Virginian Western Power Co.....	3,306	15,234
<b>Totals for Lewisburg Municipality.....</b>	<b>\$ 5,811</b>	<b>\$ 26,087</b>
<b>FALLING SPRINGS MUNICIPALITY</b>		
C. & O. Ry. Co. (Greenbrier Branch R. R.).....	\$ 72,626	\$ 71,843
Frankford Telephone Co.....	.....	50
<b>Totals for Falling Springs Municipality.....</b>	<b>\$ 72,626</b>	<b>\$ 71,893</b>
<b>WHITE SULPHUR MUNICIPALITY</b>		
Mountain Milling Co.....	\$ 10,000	\$ 18,000
American Telephone & Telegraph Co.....	456	554
Western Union Telegraph Co.....	998	858
C. & O. Ry. Co.....	153,520	151,969
White Sulphur & Huntersville R. R. Co.....	1,502	1,734
Limestone Telephone Co.....	.....	1,633
Pullman Co.....	633	597
Chesapeake & Potomac Telephone Co.....	336	462
American Railway Express Co.....	531	465
<b>Totals for White Sulphur Municipality.....</b>	<b>\$ 167,976</b>	<b>\$ 176,272</b>
<b>FRANKFORD MUNICIPALITY</b>		
Frankford Telephone Co.....	\$ 300	\$ 400
<b>Totals for Frankford Municipality.....</b>	<b>\$ 300</b>	<b>\$ 400</b>
<b>ALDERSON MUNICIPALITY</b>		
Virginian Western Power Co.....	\$ 6,261	\$ 11,118
<b>Totals for Alderson Municipality.....</b>	<b>\$ 6,261</b>	<b>\$ 11,118</b>
<b>TOTALS FOR GREENBRIER COUNTY.....</b>	<b>\$ 3,669,932</b>	<b>\$ 3,684,945</b>
<b>HAMPSHIRE COUNTY</b>		
A Statement Showing the Assessed Value, by Districts and Municipalities, of the Property of Railroad, Oil and Gas Pipe Line, Water, Light and Power, Telephone and Telegraph, Express, Car Line and Toll Bridge Companies for the Years 1920 and 1921 as Assessed by the Board of Public Works.		
<b>SPRINGFIELD DISTRICT</b>		
B. & O. R. R. Co. (Magnolia Branch R. R.).....	\$ 157,095	\$ 157,095
B. & O. R. R. Co.....	1,149,163	1,149,163

	1920	1921
B. & O. R. R. Co. (South Branch R. R.).....	182,424	182,424
Chesapeake & Potomac Telephone Co.....	4,317	4,954
Western Union Telegraph Co.....	7,409	9,710
Romney Consolidated Telephone Co.....	1,188	1,706
Pullman Co.....	2,742	2,587
Fruit Growers Express Co.....	2,000	1,384
American Railway Express Co.....	2,851	2,347
<b>Totals for Springfield District.....</b>	<b>\$ 1,509,189</b>	<b>\$ 1,511,370</b>

## GORE DISTRICT

B. & O. R. R. Co. (Magnolia Branch R. R.).....	\$ 78,547	\$ 78,547
B. & O. R. R. Co.....	574,582	574,582
Chesapeake & Potomac Telephone Co.....	2,015	2,323
Western Union Telegraph Co.....	3,705	4,855
Rio & Romney Telephone Co.....	700	700
Sloanville Telephone Co.....	500	400
Romney Consolidated Telephone Co.....	907	1,302
Pullman Co.....	1,371	1,293
Fruit Growers Express Co.....	1,000	691
American Railway Express Co.....	1,426	1,174
<b>Totals for Gore District.....</b>	<b>\$ 664,753</b>	<b>\$ 665,867</b>

## BLOOMERY DISTRICT

Chesapeake & Potomac Telephone Co.....	\$ 7,803	\$ 9,022
Sloanville Telephone Co.....	200	500
Romney Consolidated Telephone Co.....	984	1,414
<b>Totals for Bloomery District.....</b>	<b>\$ 8,987</b>	<b>\$ 10,936</b>

## SHERMAN DISTRICT

Rio & Romney Telephone Co.....	\$ 800	\$ 800
North River Telephone Co.....	450	400
Romney Consolidated Telephone Co.....	280	403
<b>Totals for Sherman District.....</b>	<b>\$ 1,530</b>	<b>\$ 1,603</b>

## CAPON DISTRICT

Romney Consolidated Telephone Co.....	\$ 862	\$ 1,165
West Virginia Mutual Telephone Association.....	80	80
<b>Totals for Capon District.....</b>	<b>\$ 942</b>	<b>\$ 1,245</b>

## ROMNEY DISTRICT

B. & O. R. R. Co. (South Branch R. R.).....	\$ 56,213	\$ 56,213
Moorefield & Virginia R. R. Co.....	189,430	189,430
Rio & Romney Telephone Co.....	85	85
Western Union Telegraph Co.....	3,306	4,855
Romney Consolidated Telephone Co.....		917
Farmers Exchange Electric Co.....		788
Fruit Growers Express Co.....	600	391
American Railway Express Co.....	1,026	848
<b>Totals for Romney District.....</b>	<b>\$ 250,659</b>	<b>\$ 253,527</b>

	1920	1921
<b>MILL CREEK DISTRICT</b>		
West Virginia Mutual Telephone Association.....	\$ 95	\$ 96
Romney Consolidated Telephone Co.....	192	276
<b>Totals for Mill Creek District.....</b>	<b>\$ 287</b>	<b>\$ 371</b>
<b>ROMNEY MUNICIPALITY</b>		
American Railway Express Co.....	\$ 400	\$ 325
Romney Consolidated Telephone Co.....	924	1,100
Western Union Telegraph Co.....	400	
B. & O. R. R. Co. (South Branch Ry.).....	35,000	35,000
Farmers Exchange Electric Co.....	5,000	5,212
Fruit Growers Express.....	400	300
<b>Total for Romney District.....</b>	<b>\$ 42,124</b>	<b>\$ 41,937</b>
<b>TOTALS FOR HAMPSHIRE COUNTY.....</b>	<b>\$ 2,478,471</b>	<b>\$ 2,486,856</b>

#### HANCOCK COUNTY

A Statement Showing the Assessed Value, by Districts and Municipalities, of the Property of Railroad, Oil and Gas Pipe Line, Water, Light and Power, Telephone and Telegraph, Express, Car Line and Toll Bridge Companies for the Years 1920 and 1921 as Assessed by the Board of Public Works.

	1920	1921
<b>GRANT DISTRICT</b>		
Chesapeake & Potomac Telephone Co.....	\$ 15,885	\$ 18,547
P. C. C. & St. L. Ry. (New Cumb. Br.).....	169,758	169,797
Asbury Telephone Co.....	700	
Manufacturers Light & Heat Co.....	290,174	300,179
Eureka Pipe Line Co.....	18,156	18,410
South Side Water Works Co.....	12,000	11,105
Newell Water & Power Co.....	50,000	50,000
Western Union Telegraph Co.....	772	695
Newell Bridge Co.....	100,000	100,000
Hancock County Electric Co.....	10,625	72,000
<b>Totals for Grant District.....</b>	<b>\$ 668,070</b>	<b>\$ 740,733</b>
<b>FOE DISTRICT</b>		
Chesapeake & Potomac Telephone Co.....	\$ 6,397	\$ 7,471
P. C. C. & St. L. Ry. Co. (New Cumb. Br.).....	76,712	76,712
Manufacturers Light & Heat Co.....	141,621	132,840
Eureka Pipe Line Co.....	20,865	18,777
Western Union Telegraph Co.....	422	345
Hancock County Electric Co.....	21,250	12,500
<b>Total for Foe District.....</b>	<b>\$ 267,267</b>	<b>\$ 248,645</b>
<b>CLAY DISTRICT</b>		
Chesapeake & Potomac Telephone Co.....	\$ 2,319	\$ 3,224
P. C. C. & St. L. Ry. Co. (New Cumb. Br.).....	59,158	59,158
Eureka Pipe Line Co.....	27,870	19,776
Manufacturers Light & Heat Co.....	23,798	24,950
New Cumberland Water & Gas Co.....	1,000	645
Western Union Telegraph Co.....	310	233
Turkeyfoot Telephone Co.....	75	75
Hancock County Electric Co.....	10,625	12,000
<b>Totals for Clay District.....</b>	<b>\$ 125,155</b>	<b>\$ 1,0,061</b>

	1920	1921
<b>BUTLER DISTRICT</b>		
Interstate Tank Car Co.....	\$ 1,500	\$ 1,250
Pullman Co.....	118	111
Wellsburg Electric Light, Heat & Power Co.....		56,715
P. C. C. & St. L. Ry. Co. (New Cumb. Br. R. R.).....	131,506	131,506
P. C. C. & St. L. Ry. Co.....	44,870	45,257
Eureka Pipe Line Co.....	81,104	81,584
Manufacturers Light & Heat Co.....	66,805	76,912
Brook Electric Co.....	17,500	96,000
Hancock County Electric Co.....	10,625	25,000
Postal Telegraph Cable Co.....	1,886	3,395
Pure Oil Pipe Line Co.....	1,302	1,291
Western Union Telegraph Co.....	513	445
American Railway Express Co.....	546	471
Valvoline Pipe Lines.....	2,200	1,931
Turkeyfoot Telephone Co.....	2,200	2,200
Steubenville, Wellsburg & Weirton Ry.....	32,803	32,942
Chesapeake & Potomac Telephone Co.....	20,067	22,410
H. C. Frick Coke Co.....	1,350	
<b>Totals for Butler District.....</b>	<b>\$ 416,896</b>	<b>\$ 578,420</b>
<b>CHESTER MUNICIPALITY</b>		
Chesapeake & Potomac Telephone Co.....	\$ 19,760	\$ 25,920
P. C. C. & St. L. Ry. Co. (New Cumb. Br. R. R.).....	82,906	82,946
East Liverpool Traction & Light Co.....	200,000	200,000
Manufacturers Light & Heat Co.....	82,409	86,287
South Side Water Works Co.....	48,000	48,895
American Railway Express Co.....	1,091	943
Western Union Telegraph Co.....	753	676
Hancock County Electric Co.....	10,625	27,000
<b>Total for Chester Municipality.....</b>	<b>\$ 445,553</b>	<b>\$ 472,667</b>
<b>HOLLIDAYS COVE MUNICIPALITY</b>		
Eureka Pipe Line Co.....	\$ .....	\$ 6,338
Interstate Tank Car Co.....	1,500	1,250
Brook Electric Co.....	17,500	3,000
P. C. C. & St. L. Ry. Co.....	44,869	45,256
Manufacturers Light & Heat Co.....	10,635	10,946
American Railway Express Co.....	545	471
Postal Telegraph & Cable Co.....	1,886	3,395
Western Union Telegraph Co.....	309	300
P. C. C. & St. L. Ry. Co. (New Cumb. Br. R. R.).....	14,214	14,214
Steubenville, Wellsburg & Weirton Ry.....	32,802	32,942
Valvoline Pipe Lines.....	800	699
Pullman Co.....	118	111
Wellsburg Electric Light, Heat & Power Co.....	10,625	11,794
Chesapeake & Potomac Telephone Co.....	3,283	4,428
H. C. Frick Coke Co.....	1,350	
Pure Oil Pipe Line Co.....	1,302	1,290
<b>Totals for Hollidays Cove Municipality.....</b>	<b>\$ 141,738</b>	<b>\$ 136,434</b>
<b>NEW CUMBERLAND MUNICIPALITY</b>		
Chesapeake & Potomac Telephone Co.....	\$ 6,392	\$ 9,302
P. C. C. & St. L. Ry. Co. (New Cumb. Br. R. R.).....	104,076	104,076
Manufacturers Light & Heat Co.....	23,173	24,739

	1920	1921
American Railway Express Co.....	1,091	943
Western Union Telegraph Co.....	740	662
Hancock County Electric Co.....	10,625	28,000
New Cumberland Water & Gas Co.....	14,000	14,355
<b>Totals for New Cumberland Municipality.....</b>	<b>\$ 160,097</b>	<b>\$ 182,077</b>
<b>TOTALS FOR HANCOCK COUNTY.....</b>	<b>\$ 2,224,775</b>	<b>\$ 2,479,037</b>

## HARDY COUNTY

A Statement Showing the Assessed Value, by Districts and Municipalities of the Property of Railroad, Oil and Gas Pipe Line, Water, Light and Power, Telephone and Telegraph, Express, Car Line and Toll Bridge Companies for the Years 1920 and 1921 as Assessed by the Board of Public Works.

## CAPON DISTRICT

Rio & Romney Telephone Co.....	\$ 165	\$ 165
West Virginia Mutual Telephone Co.....	265	265
Rock Oak Telephone Co.....	75	75
<b>Totals for Capon District.....</b>	<b>\$ 505</b>	<b>\$ 505</b>

## LOST RIVER DISTRICT

West Virginia Mutual Telephone Co.....	\$ 1,820	\$ 1,820
Hardy Mutual Telephone Co.....	125	125
<b>Totals for Lost River District.....</b>	<b>\$ 1,945</b>	<b>\$ 1,945</b>

## MOOREFIELD DISTRICT

Moorefield & Virginia R. R. Co.....	\$ 150,000	\$ 150,000
West Virginia Mutual Telephone Co.....	470	470
Hardy Mutual Telephone Co.....	575	575
Romney Consolidated Telephone Co.....	891	1,277
Rock Oak Telephone Co.....	175	125
American Railway Express Co.....	1,501	1,297
<b>Totals for Moorefield District.....</b>	<b>\$ 153,612</b>	<b>\$ 153,744</b>

## SOUTH FORK DISTRICT

Moorefield & Virginia R. R. Co.....	\$ 130,000	\$ 130,000
West Virginia Mutual Telephone Co.....	810	840
Romney Consolidated Telephone Co.....	155	223
Hardy Mutual Telephone Co.....	225	225
American Railway Express Co.....	1,200	1,036
<b>Totals for South Fork District.....</b>	<b>\$ 132,390</b>	<b>\$ 132,324</b>

## MOOREFIELD MUNICIPALITY

Moorefield & Virginia R. R. Co.....	\$ 8,276	\$ 8,276
<b>Totals for Moorefield Municipality.....</b>	<b>\$ 8,276</b>	<b>\$ 8,276</b>
<b>TOTALS FOR HARDY COUNTY.....</b>	<b>\$ 296,728</b>	<b>\$ 296,794</b>



1920 1921

## HARRISON COUNTY

A Statement Showing the Assessed Value, by Districts and Municipalities, of the Property of Railroad, Oil and Gas Pipe Line, Water, Light and Power, Telephone and Telegraph, Express, Car Line and Toll Bridge Companies for the Years 1920 and 1921 as Assessed by the Board of Public Works.

## CLAY DISTRICT

Western Maryland R. R. (Main Line).....	\$ 155,500	\$ 145,719
Chesapeake & Potomac Telephone Co.....	21,478	26,725
Monongalia Valley Traction Co. (Gas Dept.).....	38,349	33,067
B. & O. R. R. Co. (Monongalia River R. R.).....	449,000	449,000
Monongalia Valley Traction Co.....	222,500	217,094
Hope Natural Gas Co.....	580,215	715,508
Eureka Pipe Line Co.....	92,396	81,767
Carnegie Natural Gas Co.....	14,114	9,527
Home Petroleum & Natural Gas Co.....	6,000	3,198
Shinnston Telephone Co.....	636	636
Bridgeport Telephone Co.....	599	
Clarksburg & Mannington Telephone Co.....	75	75
Western Union Telegraph Co.....	1,800	2,167
American Railway Express Co.....	100	85
Pullman Co.....	1,630	1,538
Pittsburgh & West Virginia Gas Co.....	158,100	158,091
Totals for Clay District.....	\$ 1,742,492	\$ 1,844,187

## COAL DISTRICT

B. & O. R. R. (West Va. and Pittsburgh Branch R. R.).....	\$ 2,465	\$ 2,465
B. & O. R. R. Co. (Parkersburg Branch R. R.).....	681,000	681,000
B. & O. R. R. Co. (Monongahela River R. R.).....	497,000	497,000
B. & O. R. R. Co. (West Va. Short Line R. R.).....	201,066	201,066
Monongahela Valley Traction Co.....	386,500	377,000
Hope Natural Gas Co.....	881,748	1,100,003
Eureka Pipe Line Co.....	9,399	11,539
Pittsburgh & West Va. Gas Co.....	59,652	59,537
Clarksburg Light & Heat Co.....	493,490	491,172
Reserve Gas Co.....	1,158,601	671,894
Lumberport Gas Co.....	17,000	3,183
Clarksburg Gas & Electric Co.....	3,500	3,888
Sardis Telephone Co.....	300	300
Short Line Telephone Co.....	171	177
Bridgeport Telephone Co.....	80	
Western Union Telegraph Co.....	6,690	8,066
Shinnston Telephone Co.....	244	244
Carnegie Natural Gas Co.....	11,627	13,008
Monongahela Valley Traction Co. (Tank and Coal Cars).....	12,000	12,000
American Railway Express Co.....	90	77
Pullman Co.....	6,536	6,254
Chesapeake & Potomac Telephone Co.....	23,541	38,583
Totals for Coal District.....	\$ 4,452,700	\$ 4,178,465

## EAGLE DISTRICT

Western Maryland R. R. (Main Line).....	\$ 73,567	\$ 69,031
B. & O. R. R. Co. (Monongahela River R. R.).....	134,600	134,600
B. & O. R. R. Co. (West Va. Short Line R. R.).....	277,700	277,700
Monongahela Valley Traction Co.....	116,700	113,865
Hope Natural Gas Co.....	1,324,117	1,278,313
Eureka Pipe Line Co.....	73,396	72,167

	1920	1921
Pittsburgh & West Virginia Gas Co.....	380,736	393,322
Carnegie Natural Gas Co.....	240,287	223,833
Home Petroleum & Natural Gas Co.....	15,000	16,688
Lumberport Gas Co.....	3,000	21,968
Clarksburg Light & Heat Co.....		1,796
Manufacturers, Light & Heat Co.....	192	195
Pure Oil Pipe Line Co.....	196	1,941
Sardis Telephone Co.....	900	900
Ehinston Telephone Co.....	280	280
Clarksburg & Mannington Telephone Co.....	1,200	1,200
Western Union Telegraph Co.....	2,700	3,250
Wallace Telephone Co.....	15	15
Monongahela Valley Traction Co. (Gas Dept.).....	58,287	50,374
Pullman Co.....	336	315
American Railway Express Co.....	90	77
Chesapeake & Potomac Telephone Co.....	7,935	10,042
<b>Totals for Eagle District.....</b>	<b>\$ 2,711,214</b>	<b>\$ 2,671,871</b>

## SARDIS DISTRICT

B. & O. R. R. Co. (West Va. Short Line R. R.).....	\$ 245,094	\$ 245,094
Hope Natural Gas Co.....	1,146,736	1,195,181
Eureka Pipe Line Co.....	217,302	219,244
Pittsburgh & West Virginia Gas Co.....	\$ 184,110	\$ 186,068
Carnegie Natural Gas Co.....	127,279	127,551
Pure Oil Pipe Line Co.....	2,486	
Manufacturers Light & Heat Co.....	33,585	33,856
Peoples United Telephone Co.....	408	408
Sardis Telephone Co.....	5,300	5,300
Short Line Telephone Co.....	927	1,066
Western Union Telegraph Co.....	2,350	2,829
Wallace Telephone Co.....	750	750
American Railway Express Co.....	135	115
Clarksburg Light & Heat Co.....	1,068	6,716
Pure Oil Pipe Line Co.....		194
<b>Totals for Sardis District.....</b>	<b>\$ 1,967,528</b>	<b>\$ 2,024,363</b>

## SIMPSON DISTRICT

Monongahela Valley Traction Co.....	\$ 168,200	\$ 164,124
B. & O. R. R. Co. (Parkersburg Branch R. R.).....	232,500	232,500
B. & O. R. R. Co. (Monongahela River R. R.).....	94,917	94,917
Bridgeport Natural Gas Co.....	31,000	4,401
Clarksburg Light & Heat Co.....	150,024	173,885
Hope Natural Gas Co.....	340,881	320,875
Pittsburgh & West Virginia Gas Co.....	21,862	22,279
Eureka Pipe Line Co.....	2,030	2,009
American Telephone & Telegraph Co.....	2,238	3,195
Western Union Telegraph Co.....	1,775	2,137
Bridgeport Telephone Co.....	1,136	1,284
Peoples United Telephone System.....	111	110
Aizpure Oil & Gas Co.....	21,000	34,558
Pullman Co.....	3,500	3,302
American Railway Express Co.....	65	55
Chesapeake & Potomac Telephone Co.....	9,687	11,931
<b>Totals for Simpson District.....</b>	<b>\$ 1,089,926</b>	<b>\$ 1,071,562</b>

	1920	1921
<b>CLARK DISTRICT</b>		
B. & O. R. R. Co. (Clarksburg Branch).....	\$ 620	\$ 620
B. & O. R. R. Co. (Parkersburg Branch R. R.).....	7,556	7,556
B. & O. R. R. Co. (West Va. & Pittsburg R. R.).....	101,600	101,600
Monongahela Valley Traction Co.....	330,000	321,981
Monongahela Valley Traction Co. (Tank & Coal Cars).....	20,000	20,000
Hope Natural Gas Co.....	510,006	360,500
Reserve Gas Co.....	299,325	327,042
Eureka Pipe Line Co.....	86	85
Pittsburgh & West Virginia Gas Co.....	212,833	214,336
Clarksburg Light & Heat Co.....	390,376	353,842
Clarksburg Gas & Electric Co.....	15,000	16,665
American Telephone & Telegraph Co.....	4,054	4,912
Peoples United Telephone Co.....	336	337
Western Union Telegraph Co.....	1,100	1,324
American Railway Express Co.....	90	77
Carnegie Natural Gas Co.....	6,362	7,118
Chesapeake & Potomac Telephone Co.....	39,274	48,448
<b>Totals for Clark District.....</b>	<b>\$ 1,938,617</b>	<b>\$ 1,796,443</b>

	1920	1921
<b>ELK DISTRICT</b>		
Hope Natural Gas Co.....	\$ 313,102	\$ 358,204
Pittsburgh & West Virginia Gas Co.....	25,876	25,394
B. & O. R. R. Co. (Clarksburg Branch).....	4,000	4,000
Peoples United Telephone System.....	910	910
Clarksburg Light & Heat Co.....	6,429	17,363
Chesapeake & Potomac Telephone Co.....	6,832	7,817
<b>Total for Elk District.....</b>	<b>\$ 357,149</b>	<b>\$ 413,688</b>

	1920	1921
<b>GRANT DISTRICT</b>		
Chesapeake & Potomac Telephone Co.....	\$ 11,547	\$ 13,483
B. & O. R. R. Co. (West Va. & Pittsburg R. R.).....	329,000	329,000
Hope Natural Gas Co.....	1,240,017	1,341,590
Eureka Pipe Line Co.....	3,667	1,264
Pittsburgh & West Virginia Gas Co.....	118,281	120,096
Clarksburg Light & Heat Co.....	66,108	49,370
Reserve Gas Co.....	47,215	53,623
West Virginia Central Gas Co.....	148,003	143,204
Carnegie Natural Gas Co.....	29,705	32,395
Monongahela Valley Traction Co.....	496,718	483,673
Monongahela Valley Traction Co. (Tank & Coal Cars).....	4,659	4,659
American Railway Express Co.....	90	77
Peoples United Telephone System.....	969	1,060
Western Union Telegraph Co.....	1,900	2,287
West Virginia & Maryland Gas Co.....	25,515	25,600
<b>Totals for Grant District.....</b>	<b>\$ 2,522,394</b>	<b>\$ 2,601,400</b>

	1920	1921
<b>TEN MILE DISTRICT</b>		
Godfrey L. Cabot.....	\$ .....	\$ 43,000
B. & O. R. R. Co. (Parkersburg Branch R. R.).....	522,000	522,000
Hope Natural Gas Co.....	427,423	353,745
Eureka Pipe Line Co.....	341,832	321,290
Pittsburgh & West Virginia Gas Co.....	139,454	147,687
Bristol Oil & Gas Co.....	23,000	.....
Reserve Gas Co.....	3,724	3,295

	1920	1921
Salem Natural Gas Co.....	3,500	.....
Raccoon Gas Co.....	105,000	95,000
American Telephone & Telegraph Co.....	3,446	4,173
Peoples United Telephone System.....	892	892
Sardis Telephone Co.....	300	300
Western Union Telegraph Co.....	1,775	2,137
American Railway Express Co.....	315	267
Pullman Co.....	2,400	2,285
Clarksburg Light & Heat Co.....	300	2,408
Chesapeake & Potomac Telephone Co.....	11,438	15,319
Salem Electric Light Co.....	.....	25,200
<b>Totals for Ten Mile District.....</b>	<b>\$ 1,586,799</b>	<b>\$ 1,538,978</b>

## UNION DISTRICT

Hope Natural Gas Co.....	\$ 1,619,073	\$ 1,638,111
Eureka Pipe Line Co.....	128,163	104,291
Pittsburgh & West Virginia Gas Co.....	308,590	313,478
Clarksburg Light & Heat Co.....	98,526	102,894
Reserve Gas Co.....	1,288,082	1,794,945
Peoples United Telephone System.....	1,751	1,751
Carnegie Natural Gas Co.....	52,065	56,561
Chesapeake & Potomac Telephone Co.....	6,837	7,465
<b>Totals for Union District.....</b>	<b>\$ 3,503,027</b>	<b>\$ 4,019,496</b>

## SALEM INDEPENDENT DISTRICT

Godfrey L. Cabot.....	\$.....	\$ 2,000
Hope Natural Gas Co.....	200,000	137,000
Raccoon Gas Co.....	210,000	.....
Western Union Telegraph Co.....	25	30
<b>Totals for Salem Independent District.....</b>	<b>\$ 210,025</b>	<b>\$ 139,030</b>

## SHEETS MILLS INDEPENDENT DISTRICT

Peoples United Telephone System.....	\$ 111	\$.....
Hope Natural Gas Co.....	35,000	.....
<b>Totals for Sheets Mills Independent District.....</b>	<b>\$ 35,111</b>	<b>\$.....</b>

## BRIDGEPORT INDEPENDENT DISTRICT

American Telephone & Telegraph Co.....	\$ 400	\$.....
B. & O. R. R. Co. (Parkersburg Branch R. R.).....	124,500	124,500
Monongahela Valley Traction Co.....	2,000	1,941
Bridgeport Natural Gas Co.....	21,000	49,449
Bridgeport Telephone Co.....	167	.....
Hope Natural Gas Co.....	10,000	10,008
Aizpure Oil & Gas Co.....	78,000	152,395
Chesapeake & Potomac Telephone Co.....	1,000	.....
<b>Totals for Bridgeport Independent District.....</b>	<b>\$ 237,067</b>	<b>\$ 839,291</b>

## CLARKSBURG INDEPENDENT DISTRICT

Hope Natural Gas Co.....	\$ 60,000	\$ 36,531
B. & O. R. R. Co. (West Va. & Pittsburg R. R.).....	40,170	40,170
Monongahela Valley Traction Co.....	100,400	97,961
American Telephone & Telegraph Co.....	600	724
<b>Totals for Clarksburg Independent District.....</b>	<b>\$ 201,170</b>	<b>\$ 175,392</b>

	1920	1921
<b>CLARKSBURG MUNICIPALITY (Clarksburg Independent Coal District)</b>		
Monongahela River Branch R. R.	\$ 26,840	\$ 26,840
Clarksburg Gas & Electric Co.	56,000	62,216
B. & O. R. R. Co. (Parkersburg Branch R. R.)	433,000	433,000
B. & O. R. R. Co. (West Va. & Pittsburg R. R.)	15,000	15,000
B. & O. R. R. Co. (West Va. Short Line R. R.)	22,760	22,760
Monongahela Valley Traction Co.	131,060	127,772
Monongahela Valley Traction Co. (Tank & Coal Cars)	50,000	50,000
Clarksburg Light & Heat Co.	91,068	86,982
Pittsburgh & West Virginia Gas Co.	13,009	5,060
Western Union Telegraph Co.	1,467	1,216
Hope Natural Gas Co.	50,100	78,407
Pullman Co.	1,070	1,010
American Railway Express Co.	4,010	3,393
Chesapeake & Potomac Telephone Co.	97,098	119,180
<b>Totals for Clarksburg Municipality</b>	<b>\$ 992,462</b>	<b>\$ 1,032,836</b>

<b>CLARKSBURG MUNICIPALITY (Clarksburg Independent Clark District)</b>		
B. & O. R. R. Co. (W. Va. & Pittsburg Branch)	\$ 15,504	\$ 15,504
Monongahela Valley Traction Co.	372,170	363,168
American Railway Express Co.	5,422	4,581
Empire Refineries, Inc.		3,500
Clarksburg Light & Heat Co.	131,297	151,246
Hope Natural Gas Co.	13,509	30,020
Pittsburgh & West Virginia Gas Co.	22,300	15,501
Clarksburg Gas & Electric Co.	375,500	417,231
West End Water Co.	32,000	
American Telephone & Telegraph Co.	68	82
Peoples United Telephone System	110	110
Western Union Telegraph Co.	3,950	4,755
Chesapeake & Potomac Telephone Co.	181,551	249,068
Transcontinental Ore.		7,700
<b>Totals for Clarksburg Municipality (Clarksburg Ind. Clark Dist.)</b>	<b>\$ 1,153,381</b>	<b>\$ 1,262,466</b>

<b>CLARKSBURG MUNICIPALITY (Coal District)</b>		
B. & O. R. R. Co. (Parkersburg Branch)	\$ 120,000	\$ 120,000
B. & O. R. R. Co. (West Va. Short Line)	7,490	7,490
Monongahela Valley Traction Co.	138,300	135,033
Monongahela R. R. (B. & O. R. R. Co.)	61,000	61,000
Pullman Co.	100	
Reserve Gas Co.		5,064
Western Union Telegraph Co.		550
<b>Totals for Clarksburg Municipality (Coal District)</b>	<b>\$ 326,890</b>	<b>\$ 329,137</b>

<b>CLARKSBURG MUNICIPALITY (Clark District)</b>		
Reserve Gas Co.	\$	\$ 5,100
<b>Totals for Clarksburg Municipality (Clark District)</b>	<b>\$</b>	<b>\$ 5,100</b>

<b>SALEM MUNICIPALITY</b>		
B. & O. R. R. Co. (Parkersburg Branch R. R.)	\$ 168,644	\$ 168,644
Eureka Pipe Line Co.	13,489	10,434
Hope Natural Gas Co.	29,188	70,947
Salem Natural Gas Co.	8,000	

	1920	1921
Salem Electric Light Co.....	12,000	14,800
Bristol Oil & Gas Co.....	12,000	
Raccoon Gas Co.....	10,000	30,000
American Telephone & Telegraph Co.....	641	776
Peoples United Telephone System.....	1,205	1,205
Western Union Telegraph Co.....	775	933
American Railway Express Co.....	315	267
Pullman Co.....	510	482
Godfrey L. Cabot.....		25,000
Chesapeake & Potomac Telephone Co.....	6,678	8,365
<b>Totals for Salem Municipality.....</b>	<b>\$ 263,445</b>	<b>\$ 331,853</b>

## SHINNSTON MUNICIPALITY

Chesapeake & Potomac Telephone Co.....	\$ 3,969	\$ 5,672
Monongahela Valley Traction Co.....	104,500	101,961
B. & O. R. R. Co. (Monongahela River R. R. Co.).....	166,400	166,400
Home Petroleum & Natural Gas Co.....	9,000	15,114
Pittsburgh & West Virginia Gas Co.....	28,463	23,347
Shinnston Light & Water Co.....	7,000	
Shinnston Consolidated Gas Co.....	6,000	6,000
Shinnston Power & Light Co.....	7,500	10,000
Shinnston Telephone Co.....	1,500	1,500
Western Union Telegraph Co.....	550	662
Eureka Pipe Line Co.....		4,922
Pullman Co.....	370	351
American Railway Express Co.....	80	62
<b>Totals for Shinnston Municipality.....</b>	<b>\$ 335,332</b>	<b>\$ 335,991</b>

## LUMBERPORT MUNICIPALITY

B. & O. R. R. Co. (West Va. Short Line R. R.).....	\$ 37,200	\$ 37,200
Hope Natural Gas Co.....	93,286	59,186
Lumberport Gas Co.....	20,000	24,849
Sardis Telephone Co.....	200	200
Western Union Telegraph Co.....	450	541
Pittsburgh & West Virginia Gas Co.....	11,469	12,403
Monongahela Valley Traction Co.....	10,600	10,343
Chesapeake & Potomac Telephone Co.....	1,479	2,049
<b>Totals for Lumberport Municipality.....</b>	<b>\$ 174,684</b>	<b>\$ 146,771</b>

## BRIDGEPORT MUNICIPALITY

Chesapeake & Potomac Telephone Co.....	\$ 1,209	\$ 1,079
B. & O. R. R. Co. (Parkersburg Branch R. R.).....	100,930	100,930
Monongahela Valley Traction Co.....	1,847	1,803
Bridgeport Natural Gas & Oil Co.....	23,000	26,150
Aixpure Oil & Gas Co.....	1,000	13,047
American Telephone & Telegraph Co.....	409	496
Bridgeport Telephone Co.....	258	228
Western Union Telegraph Co.....	561	676
Pullman Co.....	400	378
American Railway Express Co.....	70	60
Hope Natural Gas Co.....	43,960	53,095
<b>Totals for Bridgeport Municipality.....</b>	<b>\$ 178,644</b>	<b>\$ 197,942</b>
<b>TOTALS FOR HARRISON COUNTY.....</b>	<b>\$ 25,075,057</b>	<b>\$ 26,445,261</b>

## JACKSON COUNTY

1920

1921

A Statement Showing the Assessed Value, by Districts and Municipalities, of the Property of Railroad, Oil and Gas Pipe Line, Water, Light and Power, Telephone and Telegraph, Express, Car Line and Toll Bridge Companies for the Years 1920 and 1921 as Assessed by the Board of Public Works.

## GRANT DISTRICT

B. & O. R. R. Co. (Ohio River R. R.).....	\$ 593,313	\$ 593,313
Chesapeake & Potomac Telephone Co.....	10,431	8,910
Citizens Telephone Company of West Virginia.....	100	100
Western Union Telegraph Co.....	6,520	7,360
Ohio Fuel Oil Co.....	2,608	13,818
Eureka Pipe Line Co.....	183	180
Pullman Co.....	4,490	4,270
United Fuel Gas Co.....		504
American Railway Express Co.....	727	670
<b>Total for Grant District.....</b>	<b>\$ 618,372</b>	<b>\$ 629,125</b>

## RAVENSWOOD DISTRICT

Sun Transportation Co.....	\$.....	\$ 10,000
B. & O. R. R. Co. (Ohio River R. R.).....	277,879	277,879
B. & O. R. R. Co. (Rav. Spen. & Glen. R. R.).....	349,329	349,329
Eureka Pipe Line Co.....	2,989	2,087
United Fuel Gas Co.....	329,514	324,900
Ohio Fuel Oil Co.....	4,922	11,759
Chesapeake & Potomac Telephone Co.....	21,738	24,302
Western Union Telegraph Co.....	1,275	1,459
Pullman Co.....	1,160	1,060
American Railway Express Co.....	875	770
<b>Totals for Ravenswood District.....</b>	<b>\$ 989,681</b>	<b>\$ 1,003,606</b>

## RIPLEY DISTRICT

B. & O. R. R. Co. (Rip. & Mill Cr. Val. R. R.).....	\$ 63,174	\$ 63,174
Eureka Pipe Line Co.....	43,512	42,833
United Fuel Gas Co.....	31,226	48,570
Ohio Fuel Oil Co.....	26,805	56,316
Chesapeake & Potomac Telephone Co.....	3,647	3,328
American Railway Express Co.....	2,431	2,020
<b>Total for Ripley District.....</b>	<b>\$ 170,795</b>	<b>\$ 216,241</b>

## UNION DISTRICT

B. & O. R. R. Co. (Ohio River R. R.).....	\$ 594,406	\$ 594,406
B. & O. R. R. Co. (Rip. & Mill Cr. Val. R. R.).....	85,840	85,840
Chesapeake & Potomac Telephone Co.....	6,840	5,207
Waterloo, Buffalo & Winfield Telephone Co.....	50	50
Longdale Independent Telephone Co.....	37	40
Western Union Telegraph Co.....	6,520	7,360
United Fuel Gas Co.....	852	5,681
Pullman Co.....	4,490	4,270
Ohio Fuel Oil Co.....	19,569	1,400
American Railway Express Co.....	875	770
<b>Totals for Union District.....</b>	<b>\$ 719,479</b>	<b>\$ 705,024</b>

	1920	1921
<b>WASHINGTON DISTRICT</b>		
Eureka Pipe Line Co.....	\$ 90,764	\$ 97,896
United Fuel Gas Co.....	311,937	380,437
Ohio Fuel Oil Co.....	5,704	38,757
<b>Totals for Washington District.....</b>	<b>\$ 408,405</b>	<b>\$ 517,090</b>
<b>RAVENSWOOD INDEPENDENT DISTRICT</b>		
American Railway Express Co.....	\$ 340	\$ 306
<b>Totals for Ravenswood Independent District.....</b>	<b>\$ 340</b>	<b>\$ 306</b>
<b>RIPLEY INDEPENDENT DISTRICT</b>		
B. & O. R. R. Co. (Rip. & Mill Cr. Val. R. R.).....	\$ 18,466	\$ 18,466
<b>Totals for Ripley Independent District.....</b>	<b>\$ 18,466</b>	<b>\$ 18,466</b>
<b>RAVENSWOOD MUNICIPALITY</b>		
B. & O. R. R. Co. (Ohio River R. R.).....	\$ 67,722	\$ 67,722
United Fuel Gas Co.....	14,628	13,853
Chesapeake & Potomac Telephone Co.....	7,097	6,062
Western Union Telegraph Co.....	2,079	2,359
Pullman Co.....	1,431	1,315
American Railway Express Co.....	2,372	2,072
<b>Totals for Ravenswood Municipality.....</b>	<b>\$ 95,329</b>	<b>\$ 93,383</b>
<b>RIPLEY MUNICIPALITY</b>		
Chesapeake & Potomac Telephone Co.....	\$ 3,595	\$ 4,281
United Fuel Gas Co.....	6,697	6,546
<b>Totals for Ripley Municipality.....</b>	<b>\$ 10,292</b>	<b>\$ 10,827</b>
<b>TOTALS FOR JACKSON COUNTY.....</b>	<b>\$ 3,031,159</b>	<b>\$ 3,194,067</b>
<b>JEFFERSON COUNTY</b>		
A Statement Showing the Assessed Value, by Districts and Municipalities, of the Property of Railroad, Oil and Gas Pipe Line, Water, Light and Power, Telephone and Telegraph, Express, Car Line and Toll Bridge Companies for the Years 1920 and 1921, as Assessed by the Board of Public Works.		
<b>CHARLES TOWN DISTRICT</b>		
B. & O. R. R. Co.....	\$ 153,876	\$ 153,876
N. & W. Ry. Co.....	262,804	275,997
B. & O. R. R. Co. (Winchester & Potomac R. R.).....	192,860	192,860
Jefferson County Telephone Co.....	5,000	12,172
Western Union Telegraph Co.....	5,563	8,625
Pullman Co.....	3,448	3,253
American Refrigerator Transit Co.....	2,182	2,082
Northern Virginia Power Co.....	4,131	1,821
American Railway Express Co.....	1,917	1,595
<b>Totals for Charles Town District.....</b>	<b>\$ 681,581</b>	<b>\$ 652,281</b>



	1920	1921
<b>MIDDLEWAY DISTRICT</b>		
B. & O. R. R. Co.....	\$ 615,504	\$ 615,504
B. & O. R. R. Co. (Winchester & Potomac R. R.).....	43,393	43,393
B. & O. R. R. Co. (Baker Branch).....	22,341	22,341
Jefferson County Telephone Co.....	3,000	5,209
Western Union Telegraph Co.....	2,087	3,234
Pullman Co.....	1,815	1,712
American Refrigerator Transit Co.....	818	818
Northern Virginia Power Co.....	4,002	3,103
American Railway Express Co.....	789	638
<b>Totals for Middleway District.....</b>	<b>\$ 693,750</b>	<b>\$ 695,952</b>
<b>KABLETOWN DISTRICT</b>		
B. & O. R. R. Co. (Winchester & Potomac R. R.).....	\$ 168,753	\$ 168,753
N. & W. Ry. Co.....	206,332	216,854
Jefferson County Telephone Co.....	3,500	5,634
Western Union Telegraph Co.....	3,478	5,390
Pullman Co.....	1,996	1,883
American Refrigerator Transit Co.....	1,364	1,364
Northern Virginia Power Co.....	5,197	3,119
American Railway Express Co.....	1,272	1,064
<b>Totals for Kabletown District.....</b>	<b>\$ 391,892</b>	<b>\$ 404,061</b>
<b>HARPERS FERRY DISTRICT</b>		
B. & O. R. R. Co.....	\$ 553,954	\$ 553,954
B. & O. R. R. Co. (Winchester & Potomac R. R.).....	231,432	231,432
B. & O. R. R. Co. (Baker Branch).....	67,024	67,024
Jefferson County Telephone Co.....	3,000	6,093
Western Union Telegraph Co.....	3,653	5,660
Pullman Co.....	1,633	1,541
American Refrigerator Transit Co.....	1,432	1,432
Northern Virginia Power Co.....	373,220	608,475
American Railway Express Co.....	1,353	1,117
<b>Totals for Harpers Ferry District.....</b>	<b>\$ 1,236,701</b>	<b>\$ 1,476,628</b>
<b>SHEPHERDSTOWN DISTRICT</b>		
B. & O. R. R. Co.....	\$ 338,528	\$ 338,528
N. & W. Ry. Co.....	186,021	196,783
Jefferson County Telephone Co.....	8,500	14,757
Western Union Telegraph Co.....	2,782	4,312
Chesapeake & Potomac Telephone Co.....	701	990
United American Telephone Co.....	84	.....
Pullman Co.....	3,085	2,910
American Refrigerator Transit Co.....	1,159	1,159
Potomac Light & Power Co.....	25,000	32,706
American Railway Express Co.....	1,079	891
<b>Totals for Shepherdstown District.....</b>	<b>\$ 566,939</b>	<b>\$ 593,036</b>
<b>CHARLES TOWN MUNICIPALITY</b>		
B. & O. R. R. Co. (Winchester & Potomac R. R.).....	\$ 28,929	\$ 28,929
Charles Town Gas & Water Co.....	10,000	10,000
Charles Town Water Co.....	40,000	50,000
Jefferson County Telephone Co.....	32,300	20,117

	1920	1921
Western Union Telegraph Co.....	348	539
American Refrigerator Transit Co.....	136	136
Northern Virginia Power Co.....	12,585	10,443
American Railway Express Co.....	97	80

Totals for Charles Town Municipality..... \$ 124,395 \$ 120,244

#### HARPERS FERRY MUNICIPALITY

B. & O. R. R. Co.....	\$ 184,651	\$ 184,651
B. & O. R. R. Co. (Winchester & Potomac R. R.).....	38,572	38,572
Jefferson County Telephone Co.....	6,000	3,388
Western Union Telegraph Co.....	869	1,348
Pullman Co.....	545	514
American Refrigerator Transit Co.....	341	341
Harpers Ferry & Potomac Bridge Co.....	1,500	1,500
Harpers Ferry & Loudon Bridge Co.....	25,000	25,000
Harpers Ferry Electric Light & Power Co.....	11,000	10,826
American Railway Express Co.....	322	266

Totals for Harpers Ferry Municipality..... \$ 268,800 \$ 266,406

#### SHEPHERDSTOWN MUNICIPALITY

N. & W. Ry. Co.....	\$ 53,136	\$ 54,571
Jefferson County Telephone Co.....	7,500	4,902
United American Telephone Co.....		114
Western Union Telegraph Co.....	348	539
Chesapeake & Potomac Telephone Co.....	377	533
Pullman Co.....	182	171
American Refrigerator Transit Co.....	68	68
Shepherdstown Electric Light & Power Co.....	10,000	15,000
Virginia & Maryland Bridge Co.....	2,000	2,000
American Railway Express Co.....	97	66

Totals for Shepherdstown Municipality..... \$ 73,708 \$ 77,964

#### BOLIVAR MUNICIPALITY

Chesapeake & Potomac Telephone Co.....	\$ 205	\$ 265
Jefferson County Telephone Co.....	700	1,426
Harpers Ferry Electric Light & Power Co.....	1,000	1,174

Totals for Bolivar Municipality..... \$ 1,905 \$ 2,865

#### RANSON MUNICIPALITY

Jefferson County Telephone Co.....	\$ 500	\$ 1,302
B. & O. R. R. Co. (Winchester & Potomac R. R.).....	67,501	67,501
Norfolk & Western Ry. Co.....	42,204	44,357
Northern Virginia Power Co.....	2,622	2,057
American Railway Express Co.....	161	133

Totals for Ranson Municipality..... \$ 112,988 \$ 115,350

TOTALS FOR JEFFERSON COUNTY..... \$ 4,102,659 \$ 4,404,787

#### KANAWHA COUNTY

A Statement Showing the Assessed Value, by Districts and Municipalities, of the Property of Railroad, Oil and Gas Pipe Line, Water, Light and Power, Telephone and Telegraph, Express, Car Line and Toll Bridge Companies for the Years 1920 and 1921 as Assessed by the Board of Public Works.

	1920	1921
<b>BIG SANDY DISTRICT</b>		
Eureka Pipe Line Co.....	\$ 102,363	\$ 95,944
Coal & Coke Ry. Co.....	249,042	249,042
United Fuel Gas Co.....	2,328,978	2,803,526
Ohio Fuel Oil Co.....	715,567	286,990
Chesapeake & Potomac Telephone Co.....	11,225	13,375
Western Union Telegraph Co.....	4,239	5,415
Pullman Co.....	2,486	
American Railway Express Co.....	970	2,446
<b>Totals for Big Sandy District.....</b>	<b>\$ 3,414,870</b>	<b>\$ 3,456,738</b>

	1920	1921
<b>CABIN CREEK DISTRICT</b>		
Charleston Interurban R. R. Co.....	\$ 145,638	\$ 136,920
Morris Creek Branch (C. & O.).....	33,600	33,260
Virginian Power Co.....	1,376,820	1,234,093
C. & O. Ry. Co.....	1,383,632	1,340,448
K. & M. Ry. Co.....	802,157	756,193
C. & O. Ry. Co. (Cabin Creek Branch).....	1,033,481	1,023,042
C. & O. Ry. Co. (Paint Creek Branch).....	274,282	271,510
Winifrede R. R. Co.....	150,000	150,000
Kelleys Creek Improvement Co.....	32,000	40,000
Kelleys Creek & Northwestern Ry. Co.....	50,000	66,666
Kelleys Creek R. R. Co.....	25,000	25,000
Montgomery Gas Co.....	133,000	156,000
The Texas Co.....	10,453	9,889
Godfrey L. Cabot.....	30,000	33,000
Mountain State Gas Co.....	100,000	140,559
American Railway Express Co.....	970	3,029
Montgomery Utilities.....		400
United Fuel Gas Co.....	1,310,731	1,438,919
Eureka Pipe Line Co.....	30,888	29,504
Chesapeake & Potomac Telephone Co.....	60,276	69,126
American Telephone & Telegraph Co.....	5,067	6,136
Western Union Telegraph Co.....	3,913	4,998
West Virginia Light & Traction Co.....	3,000	7,745
Wilson Car Lines.....		614
Pullman Co.....	5,179	6,416
Swift Refrigerator Transportation Co.....	5,065	3,499
Montgomery & Cannelton Bridge Co.....	45,000	45,000
Ohio Fuel Oil Co.....	125,298	77,650
<b>Totals for Cabin Creek District.....</b>	<b>\$ 7,175,440</b>	<b>\$ 7,109,616</b>

	1920	1921
<b>CHARLESTON DISTRICT</b>		
Virginian Power Co.....	\$ 33,183	\$ 41,883
K. & M. Ry. Co.....	185,113	174,506
Coal & Coke Ry. Co.....	10,377	10,377
Kanawha & West Virginia R. R. Co.....	15,092	9,614
United Fuel Gas Co.....	43,572	45,854
Ohio Fuel Oil Co.....	159	502
Charleston-Dunbar Natural Gas Co.....	29,377	30,000
Chesapeake & Potomac Telephone Co.....	11,047	16,408
Western Union Telegraph Co.....	1,631	2,062
Pullman Co.....	622	770
American Railway Express Co.....	220	932
Charleston Dunbar Traction Co.....	89,286	89,286
<b>Totals for Charleston District.....</b>	<b>\$ 419,679</b>	<b>\$ 422,214</b>

	1920	1921
<b>ELK DISTRICT</b>		
Coal & Coke Ry. Co.....	\$ 249,042	\$ 249,042
Kanawha & West Virginia R. R. Co.....	506,571	653,739
Riverside Eastern Oil Co.....	3,600	.....
Sun Transportation Co.....	30,000	20,000
United Fuel Gas Co.....	1,232,175	1,514,392
Eureka Pipe Line Co.....	298,646	280,540
Ohio Fuel Oil Co.....	1,260,235	1,830,926
Chesapeake & Potomac Telephone Co.....	19,109	24,525
Western Union Telegraph Co.....	4,239	5,415
Pullman Co.....	2,486	.....
American Railway Express Co.....	970	3,612
<b>Totals for Elk District.....</b>	<b>\$ 3,606,073</b>	<b>\$ 4,582,191</b>

	1920	1921
<b>JEFFERSON DISTRICT</b>		
The Texas Co.....	\$ 7,602	\$ 10,301
C. & O. R. R. Co.....	980,073	949,487
Coal River Ry. Co. (C. & O.).....	79,411	67,377
Kanawha & Coal River R. R. Co.....	2,500	1,818
Eureka Pipe Line Co.....	826	1,172
United Fuel Gas Co.....	35,888	32,483
Ohio Fuel Oil Co.....	160	310
American Railway Express Co.....	4,000	2,330
Chesapeake & Potomac Telephone Co.....	12,481	14,300
American Telephone & Telegraph Co.....	16,317	22,847
Western Union Telegraph Co.....	3,261	4,165
Hope Natural Gas Co.....	500	625
Pullman Co.....	1,965	2,310
Wilson Car Lines.....	.....	639
Swift Refrigerator Transportation Co.....	3,581	3,645
Charleston-Dunbar Natural Gas Co.....	168,829	189,000
Charleston Interurban R. R. Co.....	270,470	296,660
<b>Totals for Jefferson District.....</b>	<b>\$ 1,587,764</b>	<b>\$ 1,598,469</b>

	1920	1921
<b>LOUDON DISTRICT</b>		
Virginian Power Co.....	\$ .....	\$ 289
Kanawha City Bridge Co.....	100,000	130,000
Kanawha & Coal River Ry. Co.....	7,500	8,182
C. & O. Ry. Co.....	1,441,283	1,396,299
West Virginia Southern R. R. Co.....	30,000	30,000
The Texas Co.....	11,878	7,005
Charleston Interurban R. R. Co.....	561,745	616,060
United Fuel Gas Co.....	86,554	98,399
Chesapeake & Potomac Telephone Co.....	36,393	49,504
American Telephone & Telegraph Co.....	3,430	4,656
Western Union Telegraph Co.....	4,239	5,410
Wilson Car Lines.....	.....	435
Pullman Co.....	2,486	3,080
Swift Refrigerator Transportation Co.....	5,495	2,479
Tanner & Dyers Extract Co.....	5,000	4,900
Mountain State Gas Co.....	.....	1,068
Charleston-Dunbar Natural Gas Co.....	526	5,000
American Railway Express Co.....	5,200	3,029
<b>Totals for Loudon District.....</b>	<b>\$ 2,301,729</b>	<b>\$ 2,365,810</b>

	1920	1921
<b>MALDEN DISTRICT</b>		
Virginian Power Co.....	\$ 126,249	\$ 110,131
Eureka Pipe Line Co.....	44,882	44,782
K. & M. Ry. Co.....	586,191	552,603
Campbells Creek R. R. Co.....	150,000	250,000
United Fuel Gas Co.....	108,755	149,823
Ohio Fuel Oil Co.....	3,418	5,285
American Telephone & Telegraph Co.....	4,520	5,474
Chesapeake & Potomac Telephone Co.....	5,764	7,761
Western Union Telegraph Co.....	3,098	3,957
Mountain State Gas Co.....		422
Pullman Co.....	1,968	2,438
American Railway Express Co.....	800	2,213
<b>Totals for Malden District.....</b>	<b>\$ 1,035,645</b>	<b>\$ 1,134,889</b>
<b>POCA DISTRICT</b>		
Eureka Pipe Line Co.....	\$ 150,822	\$ 118,584
United Fuel Gas Co.....	101,278	119,782
Manufacturers Light & Heat Co.....	480	488
Ohio Fuel Oil Co.....	3,717	7,215
Chesapeake & Potomac Telephone Co.....	4,183	5,669
<b>Totals for Poca District.....</b>	<b>\$ 260,480</b>	<b>\$ 251,738</b>
<b>UNI ON DISTRICT</b>		
West Virginia Light & Traction Co.....	\$.....	\$ 35,952
Dunbar Land Co. (Water Dept.).....	10,000	20,000
American Railway Express Co.....	800	2,563
K. & M. Ry. Co.....	617,044	581,686
United Fuel Gas Co.....	783,868	895,743
Charleston-Dunbar Natural Gas Co.....	69,757	75,000
Ohio Fuel Oil Co.....	2,872	6,394
Fairview Telephone Co.....	800	800
Western Union Telegraph Co.....	3,261	4,165
Virginian Power Co.....		80,999
Pullman Co.....	2,072	2,567
Eureka Pipe Line Co.....	269	263
Charleston-Dunbar Traction Co.....	71,428	71,428
Chesapeake & Potomac Telephone Co.....	23,907	35,752
<b>Totals for Union District.....</b>	<b>\$ 1,586,068</b>	<b>\$ 1,813,312</b>
<b>WASHINGTON DISTRICT</b>		
Virginian Power Co.....	\$.....	\$ 506
Coal River Ry. Co. (C. & O.).....	408,396	415,490
Kanawha Central Ry. Co.....	30,000	30,000
United Fuel Gas Co.....	8,658	8,297
Ohio Fuel Oil Co.....	75	291
Charleston-Dunbar Natural Gas Co.....	2,278	15,000
Chesapeake & Potomac Telephone Co.....	10,138	12,442
American Railway Express Co.....	1,850	
<b>Totals for Washington District.....</b>	<b>\$ 461,395</b>	<b>\$ 482,026</b>

	1920	1921
<b>CEDAR GROVE MUNICIPALITY</b>		
K. & M. Ry. Co.....	61,704	58,162
Kelleys Creek Improvement Co.....	8,000	10,000
Kelleys Creek & Northwestern R. R. Co.....	25,000	33,334
Chesapeake & Potomac Telephone Co.....	1,944	2,708
Western Union Telegraph Co.....	326	416
American Railway Express Co.....	100	233
Pullman Co.....	207	257
<b>Totals for Cedar Grove Municipality.....</b>	<b>\$ 97,281</b>	<b>\$ 105,110</b>

	1920	1921
<b>CHARLESTON MUNICIPALITY</b>		
Kanawha City Bridge Co.....	\$ 100,000	\$ 130,000
C. & O. Ry. Co.....	100,000	150,000
K. & M. Ry. Co.....	308,522	290,842
Coal & Coke Ry. Co.....	20,754	20,754
Kanawha & West Virginia R. R. Co.....	22,637	28,841
Charleston Interurban R. R. Co.....	426,510	467,800
United Fuel Gas Co.....	552,639	544,064
Ohio Fuel Oil Co.....	3,000	4,853
Charleston-Dunbar Natural Gas Co.....	11,720	13,000
Chesapeake & Potomac Telephone Co.....	509,561	680,000
American Telephone & Telegraph Co.....	6,353	27,318
Postal Telegraph Cable Co.....	2,974	5,364
Western Union Telegraph Co.....	1,957	2,499
Transcontinental Oil Co.....	8,250	.....
American Railway Express Co.....	10,000	1,632
Pullman Co.....	1,347	1,668
West Virginia Water & Electric Co.....	2,250,000	2,000,000
Eureka Pipe Line Co.....	.....	26,058
Charleston-Dunbar Traction Co.....	89,286	89,286
<b>Totals for Charleston Municipality.....</b>	<b>\$ 4,425,510</b>	<b>\$ 4,482,999</b>

**CHARLESTON MUNICIPALITY (Charleston Independent Loudon District)**

Chesapeake & Potomac Telephone Co.....	\$.....	\$ 9,728
Wilson Car Lines.....	.....	128
Swift Refrigerator Transportation Co.....	632	730
C. & O. Ry. Co.....	172,954	167,500
The Texas Co.....	2,019	2,061
West Virginia Water & Electric Co.....	.....	200,000
<b>Totals for Charleston Municipality (Loudon District).....</b>	<b>\$ 175,605</b>	<b>\$ 380,207</b>

**CLENDENIN MUNICIPALITY**

Coal & Coke Ry. Co.....	\$ 41,507	\$ 41,507
United Fuel Gas Co.....	139,378	268,315
Cleundenin Water, Light & Fuel Co.....	12,000	12,000
Chesapeake & Potomac Telephone Co.....	4,535	5,471
American Railway Express Co.....	400	.....
Pullman Co.....	414	.....
<b>Totals for Clendenin Municipality.....</b>	<b>\$ 198,234</b>	<b>\$ 327,293</b>

	1920	1921
<b>EAST BANK MUNICIPALITY</b>		
Wilson Car Lines.....	\$.....	\$ 52
American Railway Express Co.....	300	233
United Fuel Gas Co.....	4,023	3,820
C. & O. Ry. Co.....	115,303	111,704
Chesapeake & Potomac Telephone Co.....	7,838	10,305
Western Union Telegraph Co.....	326	416
Godfrey L. Catot.....	5,000	.....
Pullman Co.....	207	257
Swift Refrigerator Transportation Co.....	421	292
The Texas Co.....	594	824
<b>Totals for East Bank Municipality.....</b>	<b>\$ 134,012</b>	<b>\$ 127,903</b>

**PRATT MUNICIPALITY**

Pullman Co.....	\$ 207	\$ 257
C. & O. Ry. Co.....	115,302	111,704
C. & O. Ry. Co. (Paint Creek Branch).....	40,850	40,439
Pratt Water Works.....	2,000	2,000
Swift Refrigerator Transportation Co.....	421	.....
Chesapeake & Potomac Telephone Co.....	1,659	2,462
<b>Totals for Pratt Municipality.....</b>	<b>\$ 160,439</b>	<b>\$ 156,862</b>

**SOUTH CHARLESTON MUNICIPALITY**

West Virginia Water & Electric Co.....	\$.....	\$ 200,000
American Telephone & Telegraph Co.....	3,436	4,780
C. & O. Ry. Co.....	288,257	279,260
Charleston Interurban Ry. Co.....	83,221	91,280
Pullman Co.....	414	513
Swift Refrigerator Transportation Co.....	842	582
The Texas Co.....	1,722	1,648
American Railway Express Co.....	400	.....
South Charleston Utilities Co.....	10,000	10,000
Western Union Telegraph Co.....	652	838
United Fuel Gas Co.....	31,388	40,311
Chesapeake & Potomac Telephone Co.....	28,139	31,230
Wilson Car Lines.....	.....	102
<b>Totals for South Charleston Municipality.....</b>	<b>\$ 448,471</b>	<b>\$ 660,544</b>

**ST. ALBANS MUNICIPALITY**

The Texas Co.....	\$ 2,257	\$ 2,472
C. & O. Ry. Co.....	288,257	329,260
Coal River Ry. Co.....	45,377	45,281
St. Albans Water & Light Co.....	40,000	60,000
Chesapeake & Potomac Telephone Co.....	15,608	21,230
American Telephone & Telegraph Co.....	1,874	2,522
Western Union Telegraph Co.....	978	1,249
Wilson Car Lines.....	.....	153
Pullman Co.....	622	770
Swift Refrigerator Transportation Co.....	1,053	875
Charleston-Dunbar Natural Gas Co.....	20,830	25,000
Charleston Interurban R. R. Co.....	62,416	91,280
American Ry. Express Co.....	729	699
<b>Totals for St. Albans Municipality.....</b>	<b>\$ 480,001</b>	<b>\$ 580,791</b>

**TOTALS FOR KANAWHA COUNTY.....** \$ 27,968,696 \$ 30,038,712

1920 1921

## LEWIS COUNTY

A Statement Showing the Assessed Value, by Districts and Municipalities, of the Property of Railroad, Oil and Gas Pipe Line, Water, Light and Power, Telephone and Telegraph, Express, Car Line and Toll Bridge Companies for the Years 1920 and 1921 as Assessed by the Board of Public Works.

## HACKERS CREEK DISTRICT

Keener's Oil, Natural Gas & Fuel Co.....	\$ 2,000	\$ 2,114
B. & O. R. R. Co. (West Va. & Pittsburg R. R.).....	\$ 158,120	\$ 158,120
B. & O. R. R. Co. (Pickens Branch).....	62,300	62,300
Clarksburg Light & Heat Co.....	2,390	14,781
Hope Natural Gas Co.....	1,135,911	1,129,958
Pittsburgh & West Virginia Gas Co.....	150,131	163,215
Reserve Gas Co.....	78,359	86,997
West Virginia Central Gas Co.....	368,739	331,546
West Virginia & Maryland Gas Co.....	132,831	133,290
Carnegie Natural Gas Co.....	77,043	73,182
Chesapeake & Potomac Telephone Co.....	23,826	29,133
Peoples United Telephone System.....	1,315	1,315
Western Union Telegraph Co.....	1,750	2,100
American Railway Express Co.....	620	530
Eureka Pipe Line Co.....	359	311
Jane Lew Light & Heat Co.....	4,500	2,327
Monongahela Valley Traction Co. (Tank & Coal Cars).....	11,383	11,383
Monongahela Valley Traction Co.....	181,450	174,785
<b>Totals for Hackers Creek District.....</b>	<b>\$ 2,393,027</b>	<b>\$ 2,377,377</b>

## FREEMANS CREEK DISTRICT

Chesapeake & Potomac Telephone Co.....	\$ 2,636	\$ 3,239
Hope Natural Gas Co.....	1,399,154	1,316,664
Pittsburgh & West Virginia Gas Co.....	636,659	663,946
Reserve Gas Co.....	4,154,281	4,016,057
Eureka Pipe Line Co.....	225,548	229,283
West Virginia Central Gas Co.....	180,229	171,635
West Virginia & Maryland Gas Co.....	38,064	38,193
Keener's Oil, Natural Gas & Fuel Co.....	52,000	53,171
Carnegie Natural Gas Co.....	40,447	43,163
Peoples United Telephone System.....	1,912	1,912
Monongahela Valley Traction Co.....	91,000	87,665
Monongahela Valley Traction Co. (Gas Dept.).....	637	553
Monongahela Valley Traction Co. (Tank & Coal Cars).....	5,692	5,692
<b>Totals for Freemans Creek District.....</b>	<b>\$ 6,828,259</b>	<b>\$ 6,631,173</b>

## COURT HOUSE DISTRICT

B. & O. R. R. Co. (West Va. & Pittsburg R. R.).....	\$ 216,128	\$ 216,128
Hope Natural Gas Co.....	1,246,774	1,095,627
Pittsburgh & West Virginia Gas Co.....	987,978	1,031,992
Reserve Gas Co.....	303,298	309,368
Eureka Pipe Line Co.....	58,902	56,408
West Virginia Central Gas Co.....	55,156	53,573
Clarksburg Light & Heat Co.....	2,142	3,916
Keener's Oil, Natural Gas & Fuel Co.....	6,000	6,166
Chesapeake & Potomac Telephone Co.....	8,210	9,424
Peoples United Telephone System.....	1,182	1,182
Western Union Telegraph Co.....	1,500	1,800
Weston Electric Light, Power & Water Co.....	3,500	3,771
Monongahela Valley Traction Co. (Gas Dept.).....	26	31



	1920	1921
American Railway Express Co.....	450	390
<b>Totals for Court House District.....</b>	<b>\$ 2,871,246</b>	<b>\$ 2,789,768</b>

## SKIN CREEK DISTRICT

B. & O. R. R. Co. (Pickens Branch).....	\$ 98,220	\$ 98,220
Hope Natural Gas Co.....	63,592	61,128
Pittsburgh & West Virginia Gas Co.....	8,961	8,891
West Virginia Central Gas Co.....	8,115	6,405
Chesapeake & Potomac Telephone Co.....	5,500	6,301
Peoples United Telephone System.....	952	952
Western Union Telegraph Co.....	1,000	1,200
American Railway Express Co.....	700	600
<b>Total for Skin Creek District.....</b>	<b>\$ 187,040</b>	<b>\$ 183,697</b>

## COLLINS SETTLEMENT DISTRICT

B. & O. R. R. Co. (West Va. & Pittsburg R. R.).....	\$ 239,931	\$ 239,931
Coal & Coke Ry. Co.....	281,303	281,303
Walkersville & Ireland R. R. Co.....	5,000	5,000
Hope Natural Gas Co.....	101,321	106,692
Pittsburgh & West Virginia Gas Co.....	15,800	11,679
Chesapeake & Potomac Telephone Co.....	7,255	8,988
Peoples United Telephone System.....	1,462	1,462
Western Union Telegraph Co.....	1,600	1,920
American Railway Express Co.....	3,100	2,700
<b>Totals for Collins Settlement District.....</b>	<b>\$ 656,772</b>	<b>\$ 659,675</b>

## JANE LEW INDEPENDENT DISTRICT

B. & O. R. R. Co. (West Va. & Pittsburg R. R.).....	\$ 40,888	\$ 40,888
Peoples United Telephone System.....	153	153
Western Union Telegraph Co.....	1,250	1,500
American Railway Express Co.....	350	300
Monongahela Valley Traction Co.....	50,850	49,350
<b>Total for Jane Lew Independent District.....</b>	<b>\$ 93,491</b>	<b>\$ 92,191</b>

## WESTON INDEPENDENT DISTRICT

B. & O. R. R. Co. (West Va. & Pittsburg R. R.).....	\$ 148,455	\$ 148,455
B. & O. R. R. Co. (Pickens Branch).....	13,909	13,909
Keener's Oil, Natural Gas & Fuel Co.....	22,000	23,226
Monongahela Valley Traction Co.....	65,544	64,044
Western Union Telegraph Co.....	1,900	2,280
Peoples United Telephone System.....	264	264
American Railway Express Co.....	550	470
<b>Totals for Weston Independent District.....</b>	<b>\$ 252,622</b>	<b>\$ 252,648</b>

## WESTON MUNICIPALITY

B. & O. R. R. Co. (Pickens Branch).....	\$ 10,475	\$ 10,475
B. & O. R. R. Co. (West Va. & Pittsburg R. R.).....	66,695	66,695
Hope Natural Gas Co.....	66,351	51,127
Pittsburgh & West Virginia Gas Co.....	41,890	39,994
Reserve Gas Co.....	142,679	94,760
Eureka Pipe Line Co.....	3,874	604
Keener's Oil, Natural Gas & Fuel Co.....	68,000	65,323

	1920	1921
Weston Electric Light, Power & Water Co.....	91,500	106,220
Chesapeake & Potomac Telephone Co.....	28,254	49,131
Peoples United Telephone System.....	2,082	2,082
Western Union Telegraph Co.....	2,473	2,973
Monongahela Valley Traction Co.....	70,746	68,902
American Railway Express Co.....	815	695
<b>Totals for Weston Municipality.....</b>	<b>\$ 595,834</b>	<b>\$ 558,990</b>

## JANE LEW MUNICIPALITY

B. & O. R. R. Co. (West Va. & Pittsburgh R. R.).....	\$ 38,148	\$ 38,148
Peoples United Telephone System.....	417	417
Western Union Telegraph Co.....	1,789	2,012
Jane Lew Light & Heat Co.....	2,500	5,673
Monongahela Valley Traction Co.....	37,189	35,689
Chesapeake & Potomac Telephone Co.....	3,353	3,554
American Railway Express Co.....	650	568
<b>Totals for Jane Lew Municipality.....</b>	<b>\$ 84,046</b>	<b>\$ 86,061</b>

**TOTALS FOR LEWIS COUNTY.....** \$ 13,962,337 \$ 13,631,580

## LINCOLN COUNTY

A Statement Showing the Assessed Value, by Districts and Municipalities, of the Property of Railroad, Oil and Gas Pipe Line, Water, Light and Power, Telephone and Telegraph, Express, Car Line and Toll Bridge Companies for the Years 1920 and 1921 as Assessed by the Board of Public Works.

## CARROLL DISTRICT

Herman Moore Gas Co.....	\$ 4,000	\$ 1,000
Huntington Development & Gas Co.....	292,820	370,853
Eureka Pipe Line Co.....	214,704	213,740
United Fuel Gas Co.....	49,523	43,834
Pure Oil Producing Co. (King & Kingrey Successors).....	19,000	15,000
Columbia Gas & Electric Co.....	454,352	489,000
Chesapeake & Potomac Telephone Co.....	1,371	2,068
Lincoln County Telephone Co.....	350	350
<b>Totals for Carroll District.....</b>	<b>\$ 1,036,120</b>	<b>\$ 1,135,845</b>

## DUVAL DISTRICT

Charleston-Dunbar Natural Gas Co.....	\$ 55,250	\$ 125,000
Eureka Pipe Line Co.....	107,656	107,461
United Fuel Gas Co.....	61,419	76,896
Ohio Fuel Oil Co.....	124,469	182,703
Columbia Gas & Electric Co.....	152,248	164,000
Lincoln County Telephone Co.....	650	650
Chesapeake & Potomac Telephone Co.....	1,718	2,033
Huntington Development & Gas Co.....	20,494	16,191
<b>Totals for Duval District.....</b>	<b>\$ 523,904</b>	<b>\$ 674,934</b>

## SHERIDAN DISTRICT

C. & O. Ry. Co. (Guyan Valley Branch).....	\$ 253,299	\$ 250,741
Eureka Pipe Line Co.....	48,761	42,868
United Fuel Gas Co.....	199	191
Columbia Gas & Electric Co.....	2,000,000	2,415,000
Chesapeake & Potomac Telephone Co.....	9,661	13,991

	1920	1921
Lincoln County Telephone Co.....	200	20 <sup>0</sup>
Western Union Telegraph Co.....	708	868
American Railway Express Co.....	1,393	1,172
Huntington Development & Gas Co.....	409,273	631,028
Herman Moore Gas Co.....	4,000	7,000
<b>Totals for Sheridan District.....</b>	<b>\$ 2,727,494</b>	<b>\$ 3,363,059</b>

## LAUREL HILL DISTRICT

C. & O. Ry. Co. (Guyan Valley Branch).....	\$ 253,299	\$ 250,74 <sup>1</sup>
Eureka Pipe Line Co.....	18,500	23,71 <sup>0</sup>
United Fuel Gas Co.....	316	30 <sup>4</sup>
Columbia Gas & Electric Co.....	624,380	672,000
Chesapeake & Potomac Telephone Co.....	8,243	13,030
American Railway Express Co.....	1,393	1,172
Huntington Development and Gas Co.....	179,879	157,842
Western Union Telegraph Co.....	800	868
<b>Totals for Laurel Hill District.....</b>	<b>\$ 1,066,810</b>	<b>\$ 1,119,667</b>

## HARTS CREEK DISTRICT

Columbia Gas & Electric Co.....	\$.....	\$ 50 <sup>0</sup>
C. & O. Ry. Co. (Guyan Valley Branch).....	253,299	250,740
Guyan, Big Ugly & Coal River R. R. Co.....	15,000	15,000
American Railway Express Co.....	1,393	1,172
Chesapeake & Potomac Telephone Co.....	8,259	13,950
Western Union Telegraph Co.....	800	863
Huntington Development & Gas Co.....	2,250	.....
<b>Totals for Harts Creek District.....</b>	<b>\$ 281,001</b>	<b>\$ 282,225</b>

## UNION DISTRICT

Huntington Development & Gas Co.....	\$ 16,478	\$ 22,862
Eureka Pipe Line Co.....	10,213	9,911
Ohio Fuel Oil Co.....	71,350	75,245
United Fuel Gas Co.....	2,984	5,972
Columbia Gas & Electric Co.....	170,876	53,500
Lincoln County Telephone Co.....	150	150
American Railway Express Co.....	1,416	.....
<b>Totals for Union District.....</b>	<b>\$ 273,467</b>	<b>\$ 167,640</b>

## JEFFERSON DISTRICT

United Fuel Gas Co.....	\$ 19,534	\$ 20,245
Ohio Fuel Oil Co.....	20,000	25,000
Columbia Gas & Electric Co.....	252,788	141,000
<b>Total for Jefferson District.....</b>	<b>\$ 292,322</b>	<b>\$ 186,245</b>

## WASHINGTON DISTRICT

Chesapeake & Potomac Telephone Co.....	\$ 5,996	\$ 7,090
Coal River Ry. Co.....	228,157	225,852
American Railway Express Co.....	.....	1,174
Ohio Fuel Oil Co.....	337	472
Western Union Telegraph Co.....	.....	868
United Fuel Gas Co.....	2,597	4,018
Lincoln County Telephone Co.....	275	275
Eureka Pipe Line Co.....	3,066	3,386
<b>Totals for Washington District.....</b>	<b>\$ 240,428</b>	<b>\$ 243,135</b>

	1920	1921
<b>HAMLIN MUNICIPALITY</b>		
Chesapeake & Potomac Telephone Co.....	\$ 361	\$ 519
Pure Oil Producing Co. (King & Kingrey successor).....	1,000	5,000
<b>Totals for Hamlin Municipality.....</b>	<b>\$ 1,361</b>	<b>\$ 5,519</b>
<b>TOTALS FOR LINCOLN COUNTY.....</b>	<b>\$ 6,462,907</b>	<b>\$ 7,178,269</b>

### LOGAN COUNTY

A Statement Showing the Assessed Value, by Districts and Municipalities, of the Property of Railroad, Oil and Gas Pipe Line, Water, Light and Power, Telephone and Telegraph, Express, Car Line and Toll Bridge Companies for the Years 1920 and 1921 as Assessed by the Board of Public Works.

#### CHAPMANVILLE DISTRICT

C. & O. Ry. Co. (Guyan Valley Branch).....	\$ 200,680	\$ 230,045
United Fuel Gas Co.....	165,416	141,735
Huntington Development & Gas Co.....	2,736	938
Chesapeake & Potomac Telephone Co.....	8,363	10,831
Western Union Telegraph Co.....	200	343
American Railway Express Co.....	750	1,180
<b>Totals for Chapmanville District.....</b>	<b>\$ 378,145</b>	<b>\$ 385,072</b>

#### LOGAN DISTRICT

C. & O. Ry. Co. (Guyan Valley Branch).....	\$ 694,300	\$ 747,749
Island Creek R. R. Co.....	300,000	495,000
United Fuel Gas Co.....	29,345	26,571
Chesapeake & Potomac Telephone Co.....	49,640	68,724
Western Union Telegraph Co.....	500	631
Dingess Run Branch R. R. Co.....	.....	261
Manufacturers Light & Heat Co.....	.....	12,701
Logan Light & Power Co.....	1,335,000	1,373,000
C. & O. Ry. Co. (Coal River Ry.).....	267,938	265,232
Logan & Southern Ry.....	150,145	145,605
American Railway Express Co.....	750	3,000
<b>Totals for Logan District.....</b>	<b>\$ 2,827,618</b>	<b>\$ 3,138,474</b>

#### TRIADELPHIA DISTRICT

American Railway Express Co.....	\$ 750	\$ 2,000
C. & O. Ry. Co. (Guyan Valley Branch).....	450,317	502,386
Guyan Telephone Co.....	500	600
Chesapeake & Potomac Telephone Co.....	5,468	7,574
Western Union Telegraph Co.....	100	293
Manufacturers Light & Heat Co.....	.....	3,778
Logan Light & Power Co.....	110,000	145,000
<b>Totals for Triadelphia District.....</b>	<b>\$ 567,135</b>	<b>\$ 661,631</b>

#### LOGAN MUNICIPALITY

Logan County Light & Power Co.....	\$ 55,000	\$ 47,000
C. & O. Ry. Co. (Guyan Valley Branch).....	133,345	150,000
Logan Water Works Co.....	30,000	35,000
Chesapeake & Potomac Telephone Co.....	24,009	32,033
Western Union Telegraph Co.....	300	400
Island Creek Railroad Co.....	.....	5,000

	1920	1921
United Fuel Gas Co.....	19,207	18,600
American Railway Express Co.....	1,800	1,000
<b>Totals for Logan Municipality.....</b>	<b>\$ 263,661</b>	<b>\$ 289,083</b>

## YOLYN MUNICIPALITY

C. & O. (Guyan Valley Branch).....	\$ 5,200	\$ 6,000
Chesapeake & Potomac Telephone Co.....		1,021
American Railway Express Co.....	281	635
<b>Totals for Yolyn Municipality.....</b>	<b>\$ 5,481</b>	<b>\$ 7,656</b>

## MAN MUNICIPALITY

C. & O. Rv. Co. (Guyan Valley Branch).....	\$ 6,000	\$ 7,000
American Railway Express Co.....	261	612
Chesapeake & Potomac Telephone Co.....	741	644
Western Union Telegraph Co.....	76	100
Guyan Telephone Co.....	200	200
<b>Totals for Man Municipality.....</b>	<b>\$ 7,278</b>	<b>\$ 8,556</b>

**TOTALS FOR LOGAN COUNTY.....** \$ 4,049,298 \$ 4,490,422

## MARION COUNTY

A Statement Showing the Assessed Value, by Districts and Municipalities, of the Property of Railroad, Oil and Gas Pipe Line, Water, Light and Power, Telephone and Telegraph, Express, Car Line and Toll Bridge Companies for the Years 1920 and 1921 as Assessed by the Board of Public Works.

## PAW PAW DISTRICT

B. & O. R. R. Co. (Catawba Branch).....	\$ 27,615	\$ 27,615
Monongahela Valley Traction Co.....	645,996	868,979
B. & O. R. R. Co. (Paw Paw R. R.).....	123,766	123,766
West Virginia Utilities Co. (Gas).....		34,364
Eureka Pipe Line Co.....	188,573	180,947
Hope Natural Gas Co.....	340,519	365,738
New England Fuel & Transportation Co.....	75,000	75,000
Chesapeake & Potomac Telephone Co.....	5,382	3,810
Carnegie Natural Gas Co.....	106,045	105,372
Randall Gas Co.....	36,180	58,726
West Virginia Traction & Electric Co. (Gas Dept.).....	33,534	
Fairview Electric Light & Power Co.....	3,000	3,500
Monongahela Valley Traction Co. (Gas Dept.).....	47,472	40,802
Amos Telephone Co.....	3,000	3,047
Pittsburg & West Virginia Gas Co.....	109,363	112,102
Pure Oil Pipe Line Co.....	8,710	8,633
Monongahela Railway Co.....	297,104	276,429
Monongahela Valley Traction Co. (Cars and Tanks).....	79,866	79,866
<b>Totals for Paw Paw District.....</b>	<b>\$ 2,131,124</b>	<b>\$ 2,368,696</b>

## FAIRMONT DISTRICT

Chesapeake & Potomac Telephone Co.....	\$ 29,603	\$ 31,648
Western Union Telegraph Co.....	1,889	2,432
Carnegie Natural Gas Co.....	6,772	3,007
Eureka Pipe Line Co.....	592	583
Hope Natural Gas Co.....	35,361	36,013
Monongahela Valley Traction Co. (Gas Dept.).....	51,122	55,942

	1920	1921
Pittsburg & West Virginia Gas Co.....	37,536	39,874
Monongahela Valley Traction Co.....	602,314	680,922
B. & O. R. R. Co. (Wheeling Division).....	446,810	446,810
B. & O. R. R. Co. (Monongahela River Branch).....	76,033	76,033
Pullman Co.....	3,773	3,600
<b>Totals for Fairmont District.....</b>	<b>\$ 1,291,805</b>	<b>\$ 1,376,864</b>

## FAIRMONT INDEPENDENT DISTRICT

Western Union Telegraph Co.....	\$ 1,839	\$ 3,035
Monongahela Valley Traction Co. (Gas Dept.).....	13,766	
B. & O. R. R. Co. (Wheeling Division).....	396,084	396,084
B. & O. R. R. Co. (F. M. & P. Branch).....	18,375	18,375
B. & O. R. R. Co. (Paw Paw Branch).....	6,574	6,574
B. & O. R. R. Co. (Monongahela River Branch).....	39,432	39,432
Pullman Co.....	1,546	1,500
<b>Totals for Fairmont Independent District.....</b>	<b>\$ 477,116</b>	<b>\$ 465,000</b>

## LINCOLN DISTRICT

Chesapeake & Potomac Telephone Co.....	\$ 4,823	\$ 9,93 <sup>9</sup>
Fairmont & Western Telephone Co.....	250	25 <sup>0</sup>
Marion Telephone Co.....	700	66 <sup>6</sup>
Western Union Telegraph Co.....	3,357	4,206
Carnegie Natural Gas Co.....	366,052	384,057
Eureka Pipe Line Co.....	391,126	384,135
Hope Natural Gas Co.....	1,524,005	1,403,553
Monongahela Valley Traction Co. (Gas Dept.).....	489,580	473,102
Manufacturers Light & Heat Co.....	43,840	44,402
Pittsburg & West Virginia Gas Co.....	717,519	750,364
Monongahela Service Co.....	24,000	28,740
Monongahela Valley Traction Co.....	671,669	824,622
B. & O. R. R. Co. (Wheeling Division).....	601,923	601,923
B. & O. R. R. Co. (Annabelle Branch).....	82,540	82,540
Western Maryland R. R. Co.....	212,463	199,452
Pullman Co.....	2,986	2,900
Randall Gas Co.....		152
<b>Totals for Lincoln District.....</b>	<b>\$ 5,136,833</b>	<b>\$ 5,195,003</b>

## MANNINGTON DISTRICT

Chesapeake & Potomac Telephone Co.....	\$ 22,937	\$ 19,211
Clarksburg & Mannington Telephone Co.....	425	425
Fairmont & Western Telephone Co.....	350	350
Wallace Telephone Co.....	100	100
Wadestown Telephone Co.....	250	250
Western Union Telegraph Co.....	5,725	7,401
Carnegie Natural Gas Co.....	291,039	283,373
Eureka Pipe Line Co.....	529,392	526,344
Hope Natural Gas Co.....	672,570	649,888
Monongahela Valley Traction Co. (Gas Dept.).....	70,908	61,196
Manufacturers Light & Heat Co.....	331,294	303,793
Pittsburg & West Virginia Gas Co.....	145,802	157,680
Pure Oil Pipe Line Co.....	89,972	88,921
West Virginia Pipe Line Co.....	33,000	20,934
Monongahela Valley Traction Co.....	166,170	220,712
B. & O. R. R. Co. (Wheeling Division).....	1,014,863	1,014,863
Pullman Co.....	4,129	4,000
<b>Totals for Mannington District.....</b>	<b>\$ 3,378,926</b>	<b>\$ 3,359,441</b>

	1920	1921
<b>WINFIELD DISTRICT</b>		
American Telephone & Telegraph Co.....	\$ 2,222	\$ 2,693
Bridgeport Telephone Co.....	307	.....
Chesapeake & Potomac Telephone Co.....	10,634	13,254
East Side Telephone Co.....	800	1,000
Hope Natural Gas Co.....	26,292	281,539
Pittsburg & West Virginia Gas Co.....	405	404
Monongahela Valley Traction Co.....	69,335	68,874
B. & O. R. R. Co. (Palatine Branch).....	34,250	34,250
B. & O. R. R. Co. (F. M. & P. Branch).....	358,754	358,754
Monongahela R. R. Co.....	133,178	124,306
Pullman Co.....	3,240	2,600
<b>Totals for Winfield District.....</b>	<b>\$ 639,417</b>	<b>\$ 887,674</b>

**GRANT DISTRICT**

B. & O. R. R. Co. (Annabelle Branch).....	\$ 15,180	\$ 15,180
Western Maryland R. R.....	47,355	44,128
Monongahela Valley Traction Co. (Gas Dept.).....	11,386	9,880
B. & O. R. R. Co. (Monongahela River R. R.).....	566,599	566,599
Eureka Pipe Line Co.....	14,336	14,113
Chesapeake & Potomac Telephone Co.....	15,771	20,407
Carnegie Natural Gas Co.....	5,324	5,117
Hope Natural Gas Co.....	50,212	53,698
B. & O. R. R. Co. (Kilarm Branch).....	97,950	97,950
Monongah Service Co.....	41,000	49,089
Bridgeport Telephone Co.....	1,986	.....
Marion Telephone Co.....	200	215
Pullman Co.....	2,333	1,925
Pittsburg & West Virginia Gas Co.....	50,131	51,217
Monongahela Valley Traction Co.....	103,000	113,574
<b>Totals for Grant District.....</b>	<b>\$ 1,022,463</b>	<b>\$ 1,042,792</b>

**UNION DISTRICT**

Chesapeake & Potomac Telephone Co.....	\$ 5,049	\$ 2,764
B. & O. R. R. Co.....	1,099,716	1,099,716
Hope Natural Gas Co.....	3,018	3,873
American Telephone & Telegraph Co.....	5,377	6,513
Western Union Telegraph Co.....	6,564	8,567
Bridgeport Telephone Co.....	1,265	.....
Pittsburgh & West Virginia Gas Co.....	25,210	25,160
East Side Telephone Co.....	200	200
Pullman Co.....	5,888	6,275
Monongahela Valley Traction Co. (Gas Dept.).....	4,754	4,129
<b>Totals for Union District.....</b>	<b>\$ 1,157,041</b>	<b>\$ 1,157,197</b>

**FAIRMONT MUNICIPALITY (Union Independent District)**

B. & O. R. R. Co. (F. M. & P. R. R.).....	\$ 73,365	\$ 73,365
Monongahela Ry. Co.....	94,387	90,895
Monongahela Valley Traction Co.....	254,944	336,548
B. & O. R. R. Co. (Palatine Branch).....	22,100	22,100
Chesapeake & Potomac Telephone Co.....	2,909	2,763
Monongahela Valley Traction Co. (Gas Dept.).....	77,112	106,232
American Telephone & Telegraph Co.....	889	294
Bridgeport Telephone Co.....	39	.....
American Railway Express Co.....	1,936	936

	1920	1921
B. & O. R. R. Co. (Hickman Branch).....	20,060	20,060
<b>Totals for Fairmont Municipality (Union Independent District).....</b>	<b>\$ 547,731</b>	<b>\$ 653,183</b>
<b>FAIRMONT MUNICIPALITY (Winfield District)</b>		
Monongahela Railway Co.....	\$ 46,196	\$ 42,090
Monongahela Valley Traction Co.....	37,799	72,789
B. & O. R. R. Co. (Palatine Branch).....	10,000	10,000
B. & O. R. R. Co. (Hickman Branch).....	34,700	34,700
<b>Totals for Fairmont Municipality (Winfield District).....</b>	<b>\$ 128,695</b>	<b>\$ 159,579</b>
<b>UNION INDEPENDENT DISTRICT</b>		
B. & O. R. R. Co.....	\$ 68,716	\$ 68,716
Western Union Telegraph Co.....	478	619
American Telephone & Telegraph Co.....		620
<b>Totals for Union Independent District.....</b>	<b>\$ 69,194</b>	<b>\$ 69,955</b>
<b>FAIRMONT MUNICIPALITY (Fairmont Independent District)</b>		
B. & O. R. R. Co. (Fairmont Belt Line) .....	\$ 23,250	\$ 23,250
B. & O. R. R. Co. (Fairmont Yards).....	766,032	766,032
B. & O. R. R. Co.....	51,929	51,929
B. & O. R. R. Co. (Monongahela River R. R.) .....	112,538	112,538
Monongahela Valley Traction Co.....	434,748	623,700
Chesapeake & Potomac Telephone Co.....	198,567	267,798
Western Union Telegraph Co.....	11,234	13,720
Monongah Service Co.....	100	88
Pullman Co.....	2,430	2,000
B. & O. R. R. Co. (F. M. & P. R. R.).....	70,290	70,290
B. & O. R. R. Co. (Paw Paw R. R.).....	13,150	13,150
Monongahela Valley Traction Co. (Gas Dept.).....	226,687	272,464
American Railway Express Co.....	6,766	4,966
<b>Totals for Fairmont Municipality.....</b>	<b>\$ 1,917,721</b>	<b>\$ 2,221,925</b>
<b>FARMINGTON MUNICIPALITY</b>		
Chesapeake & Potomac Telephone Co.....	\$ 4,312	\$ 6,775
Monongahela Valley Traction Co.....	22,522	28,741
B. & O. R. R. Co.....	38,541	38,541
Western Union Telegraph Co.....	360	532
Pullman Co.....	570	600
Monongahela Valley Traction Co. (Gas Dept.).....	7,114	5,827
<b>Totals for Farmington Municipality.....</b>	<b>\$ 73,419</b>	<b>\$ 81,016</b>
<b>WORTHINGTON MUNICIPALITY</b>		
B. & O. R. R. Co. (Annabelle Branch).....	\$ 15,180	\$ 15,180
B. & O. R. R. Co. (Monongahela River R. R.).....	32,654	32,654
Monongahela Valley Traction Co.....	25,474	31,074
Marion Telephone Co.....	800	819
Pittsburg & West Virginia Gas Co.....	2,792	2,649
Worthington Public Service Corporation.....	1,500	2,000
<b>Totals for Worthington Municipality.....</b>	<b>\$ 78,400</b>	<b>\$ 84,376</b>



	1920	1921
<b>RIVESVILLE MUNICIPALITY</b>		
B. & O. R. R. Co. (Catawba Branch).....	\$ 13,485	\$ 13,485
Monongahela Valley Traction Co.....	17,792	22,349
Chesapeake & Potomac Telephone Co.....	283	339
Amos Telephone Co.....	1,500	1,383
<b>Totals for Rivesville Municipality.....</b>	<b>\$ 33,060</b>	<b>\$ 37,556</b>

	1920	1921
<b>MANNINGTON MUNICIPALITY</b>		
Monongahela Valley Traction Co.....	\$ 17,772	\$ 23,481
B. & O. R. R. Co.....	70,450	70,450
Hope Natural Gas Co.....	210,393	260,524
Eureka Pipe Line Co.....	24,413	53,560
Western Union Telegraph Co.....	676	826
Pullman Co.....	736	700
Chesapeake & Potomac Telephone Co.....	15,893	30,274
American Railway Express Co.....	3,385	2,164
<b>Totals for Mannington Municipality.....</b>	<b>\$ 343,718</b>	<b>\$ 441,979</b>

	1920	1921
<b>MONONGAH MUNICIPALITY</b>		
Chesapeake & Potomac Telephone Co.....	\$ 1,740	\$ 2,765
B. & O. R. R. Co. (Monongahela River R. R.).....	85,171	85,171
Monongahela Valley Traction Co.....	37,799	50,090
Pullman Co.....	858	775
Monongahela Valley Traction Co. (Gas Dept.).....	32,264	22,413
Monongah Service Co.....	9,900	12,083
<b>Totals for Monongah Municipality.....</b>	<b>\$ 167,732</b>	<b>\$ 178,297</b>

	1920	1921
<b>FAIRVIEW MUNICIPALITY</b>		
Hope Natural Gas Co.....	\$ 88,309	\$ 122,596
Eureka Pipe Line Co.....	5,312	5,229
Amos Telephone Co.....	2,000	2,033
Fairview Electric Light & Power Co.....	500	.....
Monongahela Valley Traction Co.....	15,403	20,482
Chesapeake & Potomac Telephone Co.....	1,515	.....
<b>Totals for Fairview Municipality.....</b>	<b>\$ 113,039</b>	<b>\$ 150,340</b>

**TOTALS FOR MARION COUNTY.....** \$ 18,707,434 \$ 19,925,873

#### MARSHALL COUNTY

A Statement Showing the Assessed Value, by Districts and Municipalities, of the Property of Railroad, Oil and Gas Pipe Line, Water, Light and Power, Telephone and Telegraph, Express, Car Line and Toll Bridge Companies for the Years 1920 and 1921 as Assessed by the Board of Public Works.

	1920	1921
<b>CAMERON DISTRICT</b>		
Chesapeake & Potomac Telephone Co.....	\$ 16,926	\$ 18,342
B. & O. R. R. Co.....	426,949	426,949
Eureka Pipe Line Co.....	15,668	13,615
Manufacturers Light & Heat Co.....	390,678	401,381
Natural Gas Company of West Virginia.....	1,940	1,993
Manufacturers Gas & Electric Co.....	8,500	8,272
Carnegie Natural Gas Co.....	16,001	26,067
Cameron Telephone Co.....	400	400

	1920	1921
United Farmers Telephone Co.....	700	700
Western Union Telegraph Co.....	2,300	3,060
American Railway Express Co.....	800	500
Pullman Co.....	2,268	2,068
<b>Totals for Cameron District.....</b>	<b>\$ 883,130</b>	<b>\$ 903,337</b>

## FRANKLIN DISTRICT

B. & O. R. R. Co. (Ohio River R. R.).....	\$ 634,640	\$ 634,640
Eureka Pipe Line Co.....	452	446
Hope Natural Gas Co.....	235,248	301,002
Manufacturers Light & Heat Co.....	126,864	128,502
Proctor-Peabody Telephone Co.....	2,700	2,600
Western Union Telegraph Co.....	5,216	6,716
Tri-District Telephone Co.....	100	100
American Railway Express Co.....	80	80
Pullman Co.....	4,948	4,748
Chesapeake & Potomac Telephone Co.....	11,740	16,104
<b>Totals for Franklin District.....</b>	<b>\$ 1,021,988</b>	<b>\$ 1,094,938</b>

## CLAY DISTRICT

B. & O. R. R. Co.....	\$ 451,098	\$ 451,098
B. & O. R. R. Co. (Ohio River R. R.).....	372,068	372,068
Hope Natural Gas Co.....	106,972	103,344
Manufacturers Light & Heat Co.....	375,997	388,004
Eureka Pipe Line Co.....	484	480
Western Union Telegraph Co.....	5,390	6,890
Tri-District Telephone Co.....	300	300
American Railway Express Co.....	1,125	525
Pullman Co.....	3,229	3,029
Chesapeake & Potomac Telephone Co.....	18,877	19,979
<b>Totals for Clay District.....</b>	<b>\$ 1,335,530</b>	<b>\$ 1,345,707</b>

## LIBERTY DISTRICT

B. & O. R. R. Co.....	\$ 699,696	\$ 699,696
Eureka Pipe Line Co.....	50,492	50,784
Hope Natural Gas Co.....	50,877	32,377
Manufacturers Light & Heat Co.....	1,242,012	1,160,006
Pure Oil Pipe Line Co.....	45,006	45,701
Cameron Heat & Light Co.....	40,000	35,250
Chesapeake & Potomac Telephone Co.....	10,197	12,789
Pittsburg & West Virginia Gas Co.....	2,211	2,512
Manufacturers Gas & Electric Co.....	4,000	5,562
Cameron Telephone Co.....	400	400
United Farmers Telephone Co.....	700	700
Silver Hill Telephone Co.....	300	300
Deep Valley Telephone Co.....	100	100
Western Union Telegraph Co.....	5,425	6,925
Carnegie Natural Gas Co.....	325,464	313,362
Pullman Co.....	5,490	5,137
American Railway Express Co.....	2,855	2,148
<b>Totals for Liberty District.....</b>	<b>\$ 2,485,225</b>	<b>\$ 2,363,749</b>

	1920	1921
<b>MEADE DISTRICT</b>		
B. & O. R. R. Co.....	\$ 68,824	\$ 68,824
Hope Natural Gas Co.....	332,748	325,061
Manufacturers Light & Heat Co.....	463,576	461,862
Carnegie Natural Gas Co.....	1,259	5,670
Chesapeake & Potomac Telephone Co.....	4,208	.....
Eureka Pipe Line Co.....	94,446	95,442
Western Union Telegraph Co.....	1,504	1,966
Tri-District Telephone Co.....	500	500
American Railway Express Co.....	80	80
Pullman Co.....	990	990
<b>Totals for Meade District.....</b>	<b>\$ 968,130</b>	<b>\$ 960,415</b>
<b>SAND HILL DISTRICT</b>		
Manufacturers Light & Heat Co.....	\$ 90,876	\$ 98,026
Chesapeake & Potomac Telephone Co.....	10,646	12,014
Natural Gas Company of West Virginia.....	58,642	56,385
City & Suburban Gas Co.....	141,392	141,424
<b>Totals for Sand Hill District.....</b>	<b>\$ 301,556</b>	<b>\$ 307,849</b>
<b>UNION DISTRICT</b>		
Chesapeake & Potomac Telephone Co.....	\$ 12,219	\$ 16,812
Manufacturers Light & Heat Co.....	107,959	119,122
Eureka Pipe Line Co.....	387	381
Natural Gas Company of West Virginia.....	21,955	20,690
Benwood & McMechen Con. Water Co.....	2,000	2,000
Wheeling Electric Co.....	81,062	81,062
<b>Totals for Union District.....</b>	<b>\$ 225,582</b>	<b>\$ 240,067</b>
<b>WASHINGTON DISTRICT</b>		
B. & O. R. R. Co.....	\$ 194,894	\$ 194,894
B. & O. R. R. Co. (Ohio River R. R.).....	189,505	189,505
Wheeling Traction Co.....	127,545	83,314
Manufacturers Light & Heat Co.....	142,663	145,455
Eureka Pipe Line Co.....	14,021	14,233
Glendale Water Co.....	8,000	8,000
Moundsville Water Works Co.....	20,000	19,700
Western Union Telegraph Co.....	3,679	5,179
American Railway Express Co.....	2,111	1,511
Pullman Co.....	2,630	2,430
Natural Gas Company of West Virginia.....	2,862	2,635
Chesapeake & Potomac Telephone Co.....	30,189	38,710
Wheeling Electric Co.....	36,080	40,719
<b>Totals for Washington District.....</b>	<b>\$ 774,179</b>	<b>\$ 746,285</b>
<b>WEBSTER DISTRICT</b>		
Chesapeake & Potomac Telephone Co.....	\$ 2,977	\$ 2,249
Natural Gas Company of West Virginia.....	4,549	4,374
Manufacturers Light & Heat Co.....	187,953	189,974
Eureka Pipe Line Co.....	6,145	6,066
Carnegie Natural Gas Co.....	630	103
City & Suburban Gas Co.....	61,843	61,843
<b>Totals for Webster District.....</b>	<b>\$ 264,097</b>	<b>\$ 264,609</b>

	1920	1921
<b>MOUNDSVILLE INDEPENDENT DISTRICT</b>		
Manufacturers Light & Heat Co.....	\$ 31,099	\$ 31,524
Totals for Moundsville Independent District.....	\$ 31,099	\$ 31,524

**BENWOOD MUNICIPALITY**

B. & O. R. R. Co.....	\$ 2,194,708	\$ 2,194,708
B. & O. R. R. Co. (Ohio River R. R.).....	82,253	82,253
Pittsburg, Wheeling & Ky. R. R. Co.....	134,975	155,271
Benwood & Wheeling Con. Ry. Co.....	175,000	175,000
Wheeling Terminal Ry. Co.....	46,925	46,925
Wheeling Traction Co.....	382,718	194,748
Manufacturers Light & Heat Co.....	25,535	25,598
Natural Gas Company of West Virginia.....	13,064	12,571
Benwood & McMechen Water Co.....	39,500	39,500
Western Union Telegraph Co.....	2,642	3,392
Chesapeake & Potomac Telephone Co.....	31,393	36,456
Pullman Co.....	1,543	1,443
Wheeling Electric Co.....	92,279	92,202
City Railway Co.....	12,161	8,536
American Railway Express Co.....	675	375
Totals for Benwood Municipality.....	\$ 3,235,371	\$ 3,068,978

**McMECHEN MUNICIPALITY**

Wheeling Electric Co.....	\$ 66,346	\$ 70,307
B. & O. R. R. Co.....	145,366	145,366
B. & O. R. R. Co. (Ohio River R. R.).....	75,253	75,253
Wheeling Traction Co.....	111,054	97,874
Manufacturers Light & Heat Co.....	25,216	27,163
Benwood & McMechen Con. Water Co.....	8,500	8,500
Western Union Telegraph Co.....	2,642	3,392
Brook Electric Co.....	30,000	.....
Chesapeake & Potomac Telephone Co.....	30,470	35,256
Pullman Co.....	1,544	1,444
American Railway Express Co.....	675	375
Totals for McMechen Municipality.....	\$ 497,066	\$ 464,930

**CAMERON MUNICIPALITY**

B. & O. R. R. Co.....	\$ 82,695	\$ 82,695
Cameron Heat & Light Co.....	10,000	9,750
Manufacturers Gas & Electric Light Co.....	17,500	26,166
Cameron Telephone Co.....	2,200	2,200
United Farmers Telephone Co.....	800	800
Western Union Telegraph Co.....	1,983	2,733
Chesapeake & Potomac Telephone Co.....	1,428	2,045
Pullman Co.....	2,090	2,090
Manufacturers Light & Heat Co.....	4,254	3,723
American Railway Express Co.....	829	529
Totals for Cameron Municipality.....	\$ 123,779	\$ 132,731

**MOUNDSVILLE MUNICIPALITY**

B. & O. R. R. Co.....	\$ 199,550	\$ 199,550
B. & O. R. R. Co. (Ohio River R. R.).....	121,580	121,580
Wheeling Traction Co.....	144,545	83,200

	1920	1921
Wheeling Electric Co.....	116,655	127,844
Moundsville Water Works Co.....	90,000	90,300
Western Union Telegraph Co.....	4,544	6,044
Chesapeake & Potomac Telephone Co.....	42,434	52,807
Pullman Co.....	2,689	2,489
Manufacturers Light & Heat Co.....	96,826	104,551
American Railway Express Co.....	1,522	922
<b>Totals for Moundsville Municipality.....</b>	<b>\$ 820,345</b>	<b>\$ 789,287</b>
<b>TOTALS FOR MARSHALL COUNTY.....</b>	<b>\$ 12,967,077</b>	<b>\$ 12,714,406</b>

## MASON COUNTY

A Statement Showing the Assessed Value, by Districts and Municipalities, of the Property of Railroad, Oil and Gas Pipe Line, Water, Light and Power, Telephone and Telegraph, Express, Car Line and Toll Bridge Companies for the Years 1920 and 1921 as Assessed by the Board of Public Works.

## COOPER DISTRICT

B. & O. R. R. Co. (Ohio River R. R.).....	\$ 186,067	\$ 186,067
K. & M. Ry. Co.....	270,795	261,287
United Fuel Gas Co.....	198	527
American Telephone & Telegraph Co.....	8,214	9,949
Chesapeake & Potomac Telephone Co.....	3,173	2,839
Waterloo, Buffalo & Winfield Telephone Co.....	150	150
Longdale Independent Telephone Co.....	219	188
Western Union Telegraph Co.....	7,150	8,081
American Railway Express Co.....	1,370	1,177
Pullman Co.....	3,575	3,374
Big Four Telephone Co.....	500	500
Flat Rock Independent Telephone Co.....	300	250
Ohio Fuel Oil Co.....	467	906
<b>Totals for Cooper District.....</b>	<b>\$ 482,178</b>	<b>\$ 475,295</b>

## GRAHAM DISTRICT

United Fuel Gas Co.....	\$ .....	\$ 621
B. & O. R. R. Co. (Ohio River R. R.).....	403,983	403,983
Chesapeake & Potomac Telephone Co.....	5,666	1,386
Longdale Independent Telephone Co.....	2,491	2,393
American Railway Express Co.....	1,022	868
Ohio Fuel Oil Co.....	.....	493
Pullman Co.....	3,375	3,186
Big Four Telephone Co.....	500	500
<b>Totals for Graham District.....</b>	<b>\$ 417,037</b>	<b>\$ 413,430</b>

## LEWIS DISTRICT

B. & O. R. R. Co. (Ohio River R. R.).....	\$ 17,460	\$ 17,460
K. & M. Ry. Co.....	135,692	131,139
Pt. Pleasant Water & Light Co.....	2,500	3,333
Chesapeake & Potomac Telephone Co.....	1,314	1,576
American Telephone & Telegraph Co.....	1,824	2,209
Waterloo, Buffalo & Winfield Telephone Co.....	175	175
Western Union Telegraph Co.....	2,815	3,180
American Railway Express Co.....	633	545
Pullman Co.....	860	812
Ohio Fuel Oil Co.....	.....	3,688
Flat Rock Independent Telephone Co.....	75	125
<b>Totals for Lewis District.....</b>	<b>\$ 163,348</b>	<b>\$ 164,242</b>

	1920	1921
<b>ROBINSON DISTRICT</b>		
B. & O. R. R. Co.....	\$ 339,275	\$ 339,275
Waterloo, Buffalo & Winfield Telephone Co.....	400	400
Chesapeake & Potomac Telephone Co.....	7,311	8,569
Big Four Telephone Co.....	175	175
Ohio Fuel Oil Co.....		971
Pullman Co.....	2,945	2,778
American Railway Express Co.....	667	574
<b>Totals for Robinson District.....</b>	<b>\$ 350,773</b>	<b>\$ 352,732</b>
<b>WAGGENER DISTRICT</b>		
B. & O. R. R. Co. (Ohio River R. R.).....	\$ 277,707	\$ 277,707
Chesapeake & Potomac Telephone Co.....	6,105	9,897
Water, Buffalo & Winfield Telephone Co.....	100	100
Longdale Independent Telephone Co.....	253	379
Big Four Telephone Co.....	125	125
Pullman Co.....	1,635	1,866
American Railway Express Co.....	637	549
<b>Totals for Waggener District.....</b>	<b>\$ 286,562</b>	<b>\$ 290,623</b>
<b>CLENDENIN DISTRICT</b>		
B. & O. R. R. Co. (Ohio River R. R.).....	\$ 662,993	\$ 662,993
Chesapeake & Potomac Telephone Co.....	1,104	1,304
Fraziers Bottom, Upland & Glenwood Telephone Co.....	125	125
The Oakland Telephone Co.....	2,100	2,200
American Railway Express Co.....	1,496	1,286
United Fuel Gas Co.....	1,064	1,019
Pullman Co.....	5,610	4,973
Ohio Fuel Oil Co.....	232	2,929
<b>Totals for Clendenin District.....</b>	<b>\$ 674,724</b>	<b>\$ 676,828</b>
<b>ARBUCKLE DISTRICT</b>		
United Fuel Gas Co.....	\$ 325	\$ 312
The Oakland Telephone Co.....	400	400
Chesapeake & Potomac Telephone Co.....	11,523	13,304
Ohio Fuel Oil Co.....	195	2,411
<b>Totals for Arbuckle District.....</b>	<b>\$ 12,443</b>	<b>\$ 16,427</b>
<b>COLOGNE DISTRICT</b>		
K. & M. Ry. Co.....	\$ 147,854	\$ 142,485
Chesapeake & Potomac Telephone Co.....	588	789
American Telephone & Telegraph Co.....	4,157	5,035
Waterloo, Buffalo & Winfield Telephone Co.....	250	250
Western Union Telegraph Co.....	3,010	3,390
American Railway Express Co.....	475	410
Pullman Co.....	1,150	1,087
<b>Totals for Cologne District.....</b>	<b>\$ 157,484</b>	<b>\$ 153,446</b>
<b>UNION DISTRICT</b>		
K. & M. Ry. Co.....	\$ 233,068	\$ 225,397
Chesapeake & Potomac Telephone Co.....	333	471

	1920	1921
American Telephone & Telegraph Co.....	6,065	7,332
Waterloo, Buffalo & Winfield Telephone Co.....	100	100
United Fuel Gas Co.....	1,562	1,581
Western Union Telegraph Co.....	4,775	5,396
American Railway Express Co.....	744	640
Pullman Co.....	1,795	1,692
Ohio Fuel Oil Co.....	2,774	6,829
<b>Totals for Union District.....</b>	<b>\$ 281,146</b>	<b>\$ 249,407</b>

## HANNAH DISTRICT

B. & O. R. R. Co. (Ohio River R. R.).....	\$ 369,627	\$ 369,627
Frasier Bottom, Upland & Glenwood Telephone Co.....	725	725
Milton Telephone Co.....	62	
United Fuel Gas Co.....	1,750	1,677
Pullman Co.....	3,220	3,041
American Railway Express Co.....	972	836
<b>Totals for Hannah District.....</b>	<b>\$ 376,356</b>	<b>\$ 375,906</b>

## MASON INDEPENDENT DISTRICT

The Pullman Co.....	\$ 1,045	\$ 940
B. & O. R. R. Co. (Ohio River R. R.).....	90,577	90,577
Chesapeake & Potomac Telephone Co.....	703	
American Railway Express Co.....	299	258
<b>Totals for Mason Independent District.....</b>	<b>\$ 92,624</b>	<b>\$ 91,775</b>

## HENDERSON MUNICIPALITY

B. & O. R. R. Co. (Ohio River R. R.).....	\$ 30,554	\$ 30,554
Chesapeake & Potomac Telephone Co.....	1,063	1,542
Pullman Co.....	345	325
American Railway Express Co.....	80	69
<b>Totals for Henderson Municipality.....</b>	<b>\$ 32,042</b>	<b>\$ 32,490</b>

## LEON MUNICIPALITY

K. & M. Ry. Co.....	\$ 36,931	\$ 35,621
Chesapeake & Potomac Telephone Co.....	171	215
American Telephone & Telegraph Co.....	869	1,052
Western Union Telegraph Co.....	990	1,120
Pullman Co.....	290	271
American Railway Express Co.....	160	137
<b>Totals for Leon Municipality.....</b>	<b>\$ 39,411</b>	<b>\$ 38,426</b>

## MASON CITY MUNICIPALITY

B. & O. R. R. Co. (Ohio River R. R.).....	\$ 103,174	\$ 103,174
Chesapeake & Potomac Telephone Co.....	3,660	2,829
American Railway Express Co.....	130	111
Pullman Co.....	275	305
<b>Totals for Mason City Municipality.....</b>	<b>\$ 107,239</b>	<b>\$ 106,419</b>

	1920	1921
<b>HARTFORD CITY MUNICIPALITY</b>		
B. & O. R. R. Co. (Ohio River R. R.).....	\$ 82,879	\$ 82,879
Eureka Pipe Line Co.....	292	286
Chesapeake & Potomac Telephone Co.....	130	147
American Railway Express Co.....	195	168
Pullman Co.....	675	637
<b>Totals for Hartford City Municipality.....</b>	<b>\$ 84,171</b>	<b>\$ 84,117</b>
<b>POINT PLEASANT MUNICIPALITY (Independent District)</b>		
B. & O. R. R. Co. (Ohio River R. R.).....	\$ 127,108	\$ 127,108
K. & M. Ry. Co.....	520,661	492,567
Pt. Pleasant Water & Light Co.....	42,500	56,667
Chesapeake & Potomac Telephone Co.....	16,135	20,219
Pt. Pleasant Natural Gas Co.....	20,000	20,000
American Telephone & Telegraph Co.....	2,961	3,588
Western Union Telegraph Co.....	1,407	1,585
American Railway Express Co.....	481	414
Pullman Co.....	1,120	1,057
<b>Totals for Point Pleasant Municipality.....</b>	<b>\$ 732,373</b>	<b>\$ 723,206</b>
<b>POINT PLEASANT MUNICIPALITY (Lewis District)</b>		
Pt. Pleasant Water & Light Co.....	\$ 30,000	\$ 40,000
Pullman Co.....	850	800
Pt. Pleasant Natural Gas Co.....	5,000	5,000
B. & O. R. R. Co. (Ohio River R. R.).....	67,936	67,936
<b>Totals for Pt. Pleasant Municipality (Lewis District).....</b>	<b>\$ 103,786</b>	<b>\$ 113,736</b>
<b>TOTALS FOR MASON COUNTY.....</b>	<b>\$ 4,363,697</b>	<b>\$ 4,358,504</b>

#### MERCER COUNTY

A Statement Showing the Assessed Value, by Districts and Municipalities, of the Property of Railroad, Oil and Gas Pipe Line, Water, Light and Power, Telephone and Telegraph, Express, Car Line and Toll Bridge Companies for the Years 1920 and 1921 as Assessed by the Board of Public Works.

<b>ROCK DISTRICT</b>		
N. & W. Ry. Co.....	\$ 91,107	\$ 107,107
N. & W. Ry. Co. (Bluestone Branch).....	1,347,281	1,397,281
Virginian Ry. Co.....	591,799	727,215
Appalachian Power Co.....	380,630	420,083
Athens Telephone Co.....	200	200
Bluefield Telephone Co.....	4,333	4,436
Western Union Telegraph Co.....	6,000	7,100
Matoaka Electric Power Co.....	.....	30,879
Pullman Co.....	1,000	1,000
Chesapeake & Potomac Telephone Co.....	261	368
American Railway Express Co.....	3,260	3,113
<b>Totals for Rock District.....</b>	<b>\$ 2,425,871</b>	<b>\$ 2,698,792</b>
<b>PLYMOUTH DISTRICT</b>		
Athens Power Co.....	\$ 1,650	\$ 1,576
Athens Telephone Co.....	1,500	1,500
<b>Totals for Plymouth District.....</b>	<b>\$ 3,150</b>	<b>\$ 3,076</b>



	1920	1921
<b>EAST RIVER DISTRICT</b>		
Athens Power Co. ....	\$ 350	\$ 336
N. & W. Ry. Co. ....	921,219	1,001,719
Virginian Ry. Co. ....	614,827	759,827
Chesapeake & Potomac Telephone Co. ....	4,653	5,589
Western Union Telegraph Co. ....	6,500	8,000
Athens Telephone Co. ....	100	100
Oakvale Telephone Co. ....	950	950
Princeton Water Works. ....	34,000	33,742
Appalachian Power Co. ....	156,020	167,540
Pullman Co. ....	5,500	5,000
American Railway Express Co. ....	4,297	3,600
Totals for East River District. ....	\$ 1,748,416	\$ 1,986,403
<b>BEAVER POND DISTRICT</b>		
N. & W. Ry. Co. ....	\$ 1,038,134	\$ 1,142,263
Virginian Ry. Co. ....	67,359	107,359
Bluefield Water Works & Improvement Co. ....	68,000	72,027
Pocahontas Light & Water Co. ....	10,000	10,000
Bluefield Telephone Co. ....	3,986	4,033
Chesapeake & Potomac Telephone Co. ....	12,415	14,254
Western Union Telegraph Co. ....	4,000	5,000
Pullman Co. ....	4,000	4,000
Appalachian Power Co. ....	70,470	75,663
Princeton Power Co. ....	219,000	219,000
American Railway Express Co. ....	3,500	3,000
Totals for Beaver Pond District. ....	\$ 1,500,864	\$ 1,656,599
<b>JUMPING BRANCH DISTRICT</b>		
Athens Telephone Co. ....	\$ 340	\$ 340
Odd Telephone Co. ....	1,300	1,300
Totals for Jumping Branch District. ....	\$ 1,640	\$ 1,640
<b>BRAMWELL SUB-DISTRICT (Rock District)</b>		
Pullman Co. ....	\$ 533	\$ 794
N. & W. Ry. Co. ....	1,066,301	1,096,301
N. & W. Ry. Co. (Bluestone Branch). ....	175,229	198,436
Bramwell Water Co. ....	13,000	15,089
Totals for Bramwell Sub-District. ....	\$ 1,255,063	\$ 1,310,620
<b>MATOAKA SUB-DISTRICT (Rock District)</b>		
N. & W. Ry. Co. (Bluestone Branch). ....	\$ 176,914	\$ 196,914
Virginian Ry. Co. ....	167,228	202,228
Matoaka Water Works Co. ....	3,000	2,946
Matoaka Electric Power Co. ....	30,000	.....
Totals for Matoaka Sub-District. ....	\$ 377,142	\$ 402,088
<b>BRAMWELL MUNICIPALITY</b>		
N. & W. Ry. Co. ....	\$ 21,205	\$ 23,205
N. & W. Ry. Co. (Bluestone Branch). ....	89,665	89,665
Bramwell Water Co. ....	2,000	2,411

	1920	1921
Appalachian Power Co.....	8,740	12,983
Bluefield Telephone Co.....	7,738	7,906
Western Union Telegraph Co.....	228	500
Chesapeake & Potomac Telephone Co.....	48	69
<b>Totals for Bramwell Municipality.....</b>	<b>\$ 129,621</b>	<b>\$ 136,709</b>

## PRINCETON MUNICIPALITY

Athens Power Co.....	\$.....	\$ 631
Virginian Ry. Co.....	990,637	1,010,637
Princeton Power Co.....	56,000	56,258
Princeton Water Works Co.....	60,000	60,000
Bluefield Telephone Co.....	16,986	17,380
Athens Telephone Co.....	60	60
Western Union Telegraph Co.....	500	1,000
American Railway Express Co.....	175	150
<b>Totals for Princeton Municipality.....</b>	<b>\$ 1,114,358</b>	<b>\$ 1,136,116</b>

## BLUEFIELD MUNICIPALITY

Bluefield Gas & Power Co.....	\$ 50,000	\$ 75,000
Appalachian Power Co.....	350,810	408,500
Appalachian Power Co. R. R. Dept.....	200,000	.....
N. & W. Ry. Co.....	2,246,278	2,284,478
Bluefield Water Works & Improvement Co.....	182,000	227,973
Bluefield Telephone Co.....	132,277	157,093
Chesapeake & Potomac Telephone Co.....	501	734
Western Union Telegraph Co.....	1,000	1,500
Pullman Co.....	1,500	1,000
Princeton Power Co.....	6,000	206,000
American Railway Express Co.....	800	500
<b>Totals for Bluefield Municipality.....</b>	<b>\$ 3,171,166</b>	<b>\$ 3,357,778</b>

## MATOAKA MUNICIPALITY

Matoaka Electric Power Co.....	\$ 10,000	\$ 9,121
Bluefield Telephone Co.....	1,638	1,733
N. & W. Ry. Co. (Bluestone Branch).....	38,511	38,511
Virginian Ry. Co.....	37,526	42,526
Matoaka Water Works Co.....	3,000	3,054
Western Union Telegraph Co.....	200	425
<b>Totals for Matoaka Municipality.....</b>	<b>\$ 90,875</b>	<b>\$ 95,370</b>

## OAKVALE MUNICIPALITY

Virginian Ry. Co.....	\$ 71,912	\$ 81,912
N. & W. Ry. Co.....	210,443	224,943
Western Union Telegraph Co.....	1,000	1,500
Chesapeake & Potomac Telephone Co.....	840	1,303
Pullman Co.....	500	500
American Railway Express Co.....	850	750
<b>Totals for Oakvale Municipality.....</b>	<b>\$ 285,545</b>	<b>\$ 310,908</b>

1920 1921

## ATHENS MUNICIPALITY

Athens Power Co.....	\$ 3,000	\$ 3,457
Athens Telephone Co.....	800	800
<b>Totals for Athens Municipality.....</b>	<b>\$ 3,800</b>	<b>\$ 4,257</b>
<b>TOTALS FOR MERCER COUNTY.....</b>	<b>\$ 12,107,511</b>	<b>\$ 13,100,356</b>

## MINERAL COUNTY

A Statement Showing the Assessed Value, by Districts and Municipalities, of the Property of Railroad, Oil and Gas Pipe Line, Water, Light and Power, Telephone and Telegraph, Express, Car Line and Toll Bridge Companies for the Years 1920 and 1921 as Assessed by the Board of Public Works.

## ELK DISTRICT

Western Maryland R. R. Co.....	\$ 1,458,882	\$ 1,361,403
Western Maryland R. R. Co. (Elk G. & H. Hart Ex.).....	227,070	213,743
West Virginia & Maryland Gas Co.....	55,044	55,232
Chesapeake & Potomac Telephone Co.....	4,582	6,407
West Virginia Mutual Telephone Co.....	280	280
American Railway Express Co.....	5,294	2,653
<b>Totals for Elk District.....</b>	<b>\$ 1,751,152</b>	<b>\$ 1,639,718</b>

## NEW CREEK DISTRICT

B. & O. R. R. Co.....	\$ 206,799	\$ 206,799
Western Maryland R. R. Co.....	61,700	58,218
West Virginia & Maryland Gas Co.....	10,098	9,931
Chesapeake & Potomac Telephone Co.....	8,005	10,189
Western Union Telegraph Co.....	4,836	6,059
West Virginia Mutual Telephone Co.....	525	525
American Railway Express Co.....	895	577
Pullman Co.....	631	589
Twin Mountain & Potomac R. R.....	8,945	.....
Cudahay Packing Co.....	294	304
<b>Totals for New Creek District.....</b>	<b>\$ 302,728</b>	<b>\$ 293,191</b>

## KEYSER INDEPENDENT DISTRICT

B. & O. R. R. Co.....	\$ 404,884	\$ 404,884
Western Union Telegraph Co.....	3,769	4,992
American Railway Express Co.....	400	131
Pullman Co.....	709	667
Cudahay Packing Co.....	111	111
Twin Mountain & Potomac R. R. Co.....	149	.....
<b>Totals for Keyser Independent District.....</b>	<b>\$ 410,022</b>	<b>\$ 410,785</b>

## WELTON DISTRICT

Twin Mountain & Potomac R. R. Co.....	\$ 14,156	\$ .....
West Virginia Mutual Telephone Co.....	240	240
Romney Consolidated Telephone Co.....	702	1,008
Chesapeake & Potomac Telephone Co.....	3,260	3,525
<b>Totals for Welton District.....</b>	<b>\$ 18,358</b>	<b>\$ 4,774</b>

	1920	1921
<b>CABIN RUN DISTRICT</b>		
Chesapeake & Potomac Telephone Co.....	\$ 312	\$ 517
West Virginia Mutual Telephone Co.....	165	165
Romney Consolidated Telephone Co.....	218	313
<b>Totals for Cabin Run District.....</b>	<b>\$ 695</b>	<b>\$ 995</b>
<b>FRANKFORT DISTRICT</b>		
B. & O. R. R. Co.....	\$ 748,527	\$ 748,527
B. & O. R. R. Co. (Pat. Cr. & Pot. R. R.).....	380,085	380,085
Western Maryland R. R. Co.....	153,600	146,638
Chesapeake & Potomac Telephone Co.....	3,069	3,653
Western Union Telegraph Co.....	9,853	12,909
American Railway Express Co.....	2,985	1,551
Pullman Co.....	1,734	1,649
Cudahay Packing Co.....	662	662
Romney Consolidated Telephone Co.....	548	787
<b>Totals for Frankfort District.....</b>	<b>\$ 1,301,063</b>	<b>\$ 1,296,461</b>
<b>PIEDLEY SUB-DISTRICT</b>		
Western Maryland R. R. Co.....	\$ 268,175	\$ 249,878
<b>Totals for Ridgley Sub-District.....</b>	<b>\$ 268,175</b>	<b>\$ 249,878</b>
<b>PIEDMONT DISTRICT</b>		
B. & O. R. R. Co.....	\$ 289,386	\$ 289,386
Western Maryland R. R. Co.....	170,603	163,640
West Virginia & Maryland Gas Co.....	17,094	9,206
Chesapeake & Potomac Telephone Co.....	2,571	3,447
Western Union Telegraph Co.....	5,802	7,321
West Virginia Mutual Telephone Assn.....	20	20
American Railway Express Co.....	775	416
Pullman Co.....	1,285	1,201
Cudahay Packing Co.....	292	282
<b>Totals for Piedmont District.....</b>	<b>\$ 487,828</b>	<b>\$ 474,919</b>
<b>ELK GARDEN MUNICIPALITY</b>		
Western Maryland R. R. Co. (Elk G. & Hart Ex.).....	\$ 2,048	\$ 1,065
West Virginia & Maryland Gas Co.....	9,235	8,065
Chesapeake & Potomac Telephone Co.....	203	271
American Railway Express Co.....	850	672
<b>Totals for Elk Garden Municipality.....</b>	<b>\$ 12,336</b>	<b>\$ 10,083</b>
<b>PIEDMONT MUNICIPALITY</b>		
B. & O. R. R. Co.....	\$ 346,460	\$ 346,460
Cumberland & Penna. R. R. Co.....	15,000	15,000
West Virginia & Maryland Gas Co.....	16,197	16,161
Chesapeake & Potomac Telephone Co.....	18,927	25,362
Western Union Telegraph Co.....	3,608	4,535
American Telephone & Telegraph Co.....	51	62
American Railway Express Co.....	200	111
Pullman Co.....	386	365
Cudahay Packing Co.....	287	287
Piedmont Electric Light Co.....	20,000	20,000
<b>Totals for Piedmont Municipality.....</b>	<b>\$ 421,116</b>	<b>\$ 428,343</b>

	1920	1921
<b>KEYSER MUNICIPALITY</b>		
Twin Mountain & Potomac R. R. Co.....	\$ 750	\$ .....
B. & O. R. R. Co.....	893,897	893,897
Western Maryland R. R. Co. (Keyser Branch).....	18,994	17,807
West Virginia & Maryland Gas Co.....	35,065	37,599
Chesapeake & Potomac Telephone Co.....	22,938	29,537
Western Union Telegraph Co.....	3,680	4,597
American Railway Express Co.....	350	261
Pullman Co.....	829	787
Cudabay Packing Co.....	314	314
Keyser Electric Light Co.....	30,000	50,000
<b>Totals for Keyser Municipality.....</b>	<b>\$ 1,006,817</b>	<b>\$ 1,034,799</b>

	1920	1921
<b>RIDGELEY MUNICIPALITY</b>		
West Virginia & Maryland Gas Co.....	\$ .....	\$ 7,010
Pullman Co.....	382	361
Western Maryland R. R. Co.....	115,125	109,063
Chesapeake & Potomac Telephone Co.....	4,693	5,814
Western Union Telegraph Co.....	1,156	1,462
<b>Totals for Ridgeley Municipality.....</b>	<b>\$ 121,356</b>	<b>\$ 123,700</b>
<b>TOTALS FOR MINERAL COUNTY.....</b>	<b>\$ 6,101,646</b>	<b>\$ 5,967,646</b>

**MINGO COUNTY**

A Statement Showing the Assessed Value, by Districts and Municipalities, of the Property of Railroad, Oil and Gas Pipe Line, Water, Light and Power, Telephone and Telegraph, Express, Car Line and Toll Bridge Companies for the Years 1920 and 1921 as Assessed by the Board of Public Works.

**HARVEY DISTRICT**

N. & W. Ry. Co.....	\$ 1,122,048	\$ 1,179,768
United Fuel Gas Co.....	97,802	87,262
Huntington Development & Gas Co.....	.....	7,067
Union Tank Line Co.....	3,880	4,462
Western Union Telegraph Co.....	7,800	9,872
American Railway Express Co.....	2,320	2,020
<b>Totals for Harvey District.....</b>	<b>\$ 1,233,850</b>	<b>\$ 1,290,451</b>

**HARDEE DISTRICT**

N. & W. Ry. Co.....	\$ 1,023,795	\$ 1,076,665
N. & W. Ry. Co. (Big Sandy Branch).....	142,886	150,126
United Fuel Gas Co.....	37,274	33,891
Western Union Telegraph Co.....	6,900	8,770
Manufacturers Light & Heat Co.....	500	506
Pullman Co.....	2,144	2,052
Union Tank Line Co.....	3,430	3,963
Chesapeake & Potomac Telephone Co.....	1,099	2,474
American Railway Express Co.....	2,047	1,769
<b>Totals for Hardee District.....</b>	<b>\$ 1,220,075</b>	<b>\$ 1,280,216</b>

**LEE DISTRICT**

N. & W. Ry. Co.....	\$ 1,621,969	\$ 1,706,297
United Fuel Gas Co.....	15,664	14,256

	1920	1921
Western Union Telegraph Co.....	5,865	7,428
Chesapeake & Potomac Telephone Co.....	6,950	8,114
Manufacturers Light & Heat Co.....	2,414	2,445
Pullman Co.....	5,826	5,497
Union Tank Line Co.....	2,910	3,378
Kentucky and West Virginia Power Co.....	275,000	486,000
American Railway Express Co.....	1,740	1,508
<b>Totals for Lee District.....</b>	<b>\$ 1,938,338</b>	<b>\$ 2,234,923</b>

## MAGNOLIA DISTRICT

Kentucky & West Virginia Power Co.....	\$ 53,000	\$ 75,000
N. & W. Ry. Co.....	1,725,161	1,799,530
Big Sandy & Cumb. R. R. Co.....	3,000	3,000
Western Union Telegraph Co.....	5,910	7,487
Manufacturers Light & Heat Co.....	1,603	1,624
Pullman Co.....	5,870	5,542
Union Tank Line Co.....	2,940	3,411
American Railway Express Co.....	1,750	1,491
Chesapeake & Potomac Telephone Co.....	6,201	15,078
Tug River & Kentucky R. R.....	17,900	.....
<b>Totals for Magnolia District.....</b>	<b>\$ 1,823,335</b>	<b>\$ 1,912,163</b>

## STAFFORD DISTRICT

Guyan Telephone Co.....	\$ 800	\$ 800
N. & W. Ry. Co.....	1,640,924	1,723,237
Chesapeake & Potomac Telephone Co.....	851	1,200
Western Union Telegraph Co.....	6,660	8,424
Tug River & Kentucky R. R. Co.....	900	1,496
Pullman Co.....	6,625	6,229
Union Tank Line Co.....	3,320	3,833
American Railway Express Co.....	1,985	1,711
<b>Totals for Stafford District.....</b>	<b>\$ 1,662,065</b>	<b>\$ 1,746,940</b>

## WARFIELD DISTRICT

N. & W. Ry. Co. (Big Sandy Branch).....	\$ 290,297	\$ 306,041
United Fuel Gas Co.....	243,533	239,538
Western Union Telegraph Co.....	1,660	2,076
Pullman Co.....	1,642	1,542
Union Tank Line Co.....	820	940
Chesapeake & Potomac Telephone Co.....	734	1,035
American Railway Express Co.....	490	349
<b>Totals for Warfield District.....</b>	<b>\$ 539,176</b>	<b>\$ 550,521</b>

## WILLIAMSON MUNICIPALITY

Williamson Electric Co.....	\$ 125,000	\$ 150,000
N. & W. Ry. Co.....	1,302,099	1,368,128
Western Union Telegraph Co.....	1,746	2,348
Kentucky & West Virginia Power Co.....	4,000	34,000
Pullman Co.....	1,731	1,628
Union Tank Line Co.....	865	997
Kentucky & West Virginia Bridge Co.....	12,500	12,500
United Fuel Gas Co.....	52,541	55,037
Chesapeake & Potomac Telephone Co.....	25,337	33,393

	1920	1921
Williamson & Pond Gap R. R. Co.....	35,000	.....
American Railway Express Co.....	515	550
<b>Totals for Williamson Municipality.....</b>	<b>\$ 1,561,334</b>	<b>\$ 1,658,591</b>

## MATEWAN MUNICIPALITY

N. & W. Ry. Co.....	\$ 139,408	\$ 160,743
Western Union Telegraph Co.....	665	851
Pullman Co.....	657	616
Union Tank Line Co.....	330	379
Chesapeake & Potomac Telephone Co.....	2,715	3,558
Kentucky & West Virginia Power Co.....	3,000	5,000
Matewan Light & Power Co.....	8,000	7,000
American Railway Express Co.....	190	162
<b>Totals for Matewan Municipality.....</b>	<b>\$ 154,965</b>	<b>\$ 178,309</b>

## KERMIT MUNICIPALITY

United Fuel Gas Co.....	\$ 273,161	\$ 243,203
Western Union Telegraph Co.....	522	656
N. & W. Ry. Co. (Big Sandy Branch).....	102,403	107,734
Pullman Co.....	515	487
Union Tank Line Co.....	255	294
Chesapeake & Potomac Telephone Co.....	103	274
American Railway Express Co.....	190	106
<b>Totals for Kermit Municipality.....</b>	<b>\$ 377,109</b>	<b>\$ 352,754</b>

## GILBERT MUNICIPALITY

Guyan Telephone Co.....	\$ 300	\$ 300
<b>Totals for Gilbert Municipality.....</b>	<b>\$ 300</b>	<b>\$ 300</b>
<b>TOTALS FOR MINGO COUNTY.....</b>	<b>\$ 10,510,547</b>	<b>\$ 11,206,168</b>

## MONONGALIA COUNTY

A Statement Showing the Assessed Value, by Districts and Municipalities, of the Property of Railroad, Oil and Gas Pipe Line, Water, Light and Power, Telephone and Telegraph, Express, Car Line and Toll Bridge Companies for the Years 1920 and 1921 as Assessed by the Board of Public Works.

## BATTLE DISTRICT

Amos Telephone Co.....	\$ 500	\$ 154
Chesapeake & Potomac Telephone Co.....	9	106
Randall Gas Co.....		316
Pure Oil Pipe Line Co.....	8,366	8,092
Carnegie Natural Gas Co.....	95,652	93,170
Eureka Pipe Line Co.....	151,440	145,234
Hope Natural Gas Co.....	535,206	556,112
Pittsburg & West Virginia Gas Co.....	102,187	102,248
Manufacturers Light & Heat Co.....	211,107	236,471
St. Cloud Telephone Co.....	200	200
Wadestown Telephone Co.....	2,200	2,800
Monongahela Valley Traction Co. (Gas Dept.).....	46,507	45,474
W. Va. Traction & Electric Co. (Gas Dept.).....	341	360
<b>Totals for Battle District.....</b>	<b>\$ 1,153,715</b>	<b>\$ 1,190,737</b>

	1920	1921
CLAY DISTRICT		
Morgantown & Wheeling Ry. Co. ....	\$ 55,000	\$ 50,000
Eureka Pipe Line Co. ....	345,328	342,259
Hope Natural Gas Co. ....	374,493	336,187
Monongahela Valley Traction Co. (Gas Dept.) .....	14,799	12,056
Pittsburg & West Virginia Gas Co. ....	362,118	362,978
Chesapeake & Potomac Telephone Co. ....	3,984	4,341
Carnegie Natural Gas Co. ....	202,792	202,070
Manufacturers Light & Heat Co. ....	76,200	50,291
Randall Gas Co. ....	2,565	17,719
Wadestown Telephone Co. ....	1,700	1,700
Behler-Hagans Telephone Co. ....	700	700
Amos Telephone Co. ....	1,000	621
Pure Oil Pipe Line Co. ....	44,932	44,537
W. Va. Traction & Electric Co. (Gas Dept.) .....	37,707	38,733
<b>Totals for Clay District. ....</b>	<b>\$ 1,523,318</b>	<b>\$ 1,464,192</b>

	1920	1921
GRANT DISTRICT		
Monongahela Valley Traction Co. (Electric Dept.) .....	\$ .....	\$ 6,000
New England Tank & Trans. Co. ....	75,000	75,000
Morgantown & Wheeling Ry. Co. ....	5,000	5,000
Eureka Pipe Line Co. ....	338,086	329,672
Hope Natural Gas Co. ....	152,761	150,325
Monongahela Valley Traction Co. (Gas Dept.) .....	7,154	4,220
Carnegie Natural Gas Co. ....	52,747	53,822
Pullman Co. ....	5,000	4,900
Chesapeake & Potomac Telephone Co. ....	20,641	16,832
Behler-Hagans Telephone Co. ....	600	600
Western Union Telegraph Co. ....	800	800
Pure Oil Pipe Line Co. ....	48,002	59,474
Amos Telephone Co. ....	500	782
Randall Gas Co. ....	33,378	62,313
Monongahela Ry. Co. ....	570,000	570,000
W. Va. Traction & Elec. Co. (Gas Dept.) .....	86,953	89,147
American Railway Express Co. ....	2,430	2,280
<b>Totals for Grant District. ....</b>	<b>\$ 1,399,052</b>	<b>\$ 1,431,147</b>

	1920	1921
CASS DISTRICT		
Pullman Co. ....	\$ 3,000	\$ 2,800
Pittsburg & West Virginia Gas Co. ....	47	47
Morgantown & Wheeling Ry. Co. ....	76,000	76,000
Eureka Pipe Line Co. ....	80,050	79,073
Hope Natural Gas Co. ....	37,161	42,016
West Va. Traction & Electric Co. (Gas Dept.) .....	221,998	226,032
Monongahela Ry. Co. ....	250,000	275,000
Chesapeake & Potomac Telephone Co. ....	6,960	10,067
Carnegie Natural Gas Co. ....	44,578	49,044
Randall Gas Co. ....	36,379	73,075
Western Union Telegraph Co. ....	1,300	1,300
Monongahela Valley Traction Co. (Electrical Dept.) .....	.....	2,000
American Railway Express Co. ....	1,134	934
<b>Totals for Cass District. ....</b>	<b>\$ 758,607</b>	<b>\$ 837,388</b>



	1920	1921
<b>CLINTON DISTRICT</b>		
B. & O. R. R. Co. (Fmt., Morg. & Pittsburg R. R.).....	\$ 610,000	\$ 610,000
Hope Natural Gas Co.....	6,010	7,508
Chesapeake & Potomac Telephone Co.....	12,094	15,210
American Telephone & Telegraph Co.....	4,648	5,630
Western Union Telegraph Co.....	2,300	2,300
East Side Telephone Co.....	700	1,000
Pullman Co.....	3,000	2,800
Glade Valley Telephone Co.....	325	325
American Railway Express Co.....	1,296	1,096
<b>Totals for Clinton District.....</b>	<b>\$ 640,373</b>	<b>\$ 645,869</b>

	1920	1921
<b>MORGAN DISTRICT</b>		
West Va. Traction & Electric Co. (Water Dept.).....	\$ 95,000	\$ 77,000
B. & O. R. R. Co. (Fmt., Morg. & Pittsburg R. R.).....	202,000	202,000
Morgantown & Kingwood R. R. Co.....	107,218	200,000
Eureka Pipe Line Co.....	439,942	408,048
West Va. Traction & Electric Co. (R. R. Dept.).....	25,000	.....
West Va. Traction & Electric Co. (Gas Dept.).....	7,921	1,951
Randall Gas Co.....	4,474	8,152
Hope Natural Gas Co.....	5,490	6,858
Pure Oil Pipe Line Co.....	50,510	54,122
American Telephone & Telegraph Co.....	2,320	2,812
Western Union Telegraph Co.....	1,400	1,400
Chesapeake & Potomac Telephone Co.....	14,697	16,077
Pullman Co.....	2,700	2,600
Mason town Telephone Co.....	500	720
American Railway Express Co.....	1,296	1,146
<b>Totals for Morgan District.....</b>	<b>\$ 960,468</b>	<b>\$ 962,886</b>

	1920	1921
<b>UNION DISTRICT</b>		
B. & O. R. R. Co. (Fmt., Morg. & Pittsburg R. R.).....	\$ 305,000	\$ 305,000
Eureka Pipe Line Co.....	276,744	272,423
Hope Natural Gas Co.....	32,267	31,481
West Va. Traction & Electric Co. (Gas Dept.).....	2,631	2,681
Pure Oil Pipe Line Co.....	86,924	86,162
American Telephone & Telegraph Co.....	3,997	4,842
Farmers Telephone Co.....	.....	1,500
Western Union Telegraph Co.....	1,400	1,400
Cheat Haven & Bruceton R. R. Co.....	40,000	75,000
Chesapeake & Potomac Telephone Co.....	8,106	9,313
Pullman Co.....	3,000	2,800
Randall Gas Co.....	100	.....
American Railway Express Co.....	1,134	934
<b>Totals for Union District.....</b>	<b>\$ 761,303</b>	<b>\$ 793,536</b>

	1920	1921
<b>MORGANTOWN MUNICIPALITY</b>		
B. & O. R. R. Co. (Fmt., Morg. & Pittsburg R. R.).....	\$ 612,951	\$ 612,951
Morgantown & Kingwood R. R. Co.....	80,000	183,960
West Va. Traction & Electric Co. (R. R. Dept.).....	450,000	425,000
South Morgantown Traction Co.....	30,000	50,000
Eureka Pipe Line Co.....	709,796	695,404
Randall Gas Co.....	33,035	71,374
West Va. Traction & Electric Co. (Water Dept.).....	155,000	213,000
Western Union Telegraph Co.....	4,169	5,936

	1920	1921
Farmers Telephone Co.....	1,500	.....
Chesapeake & Potomac Telephone Co.....	115,156	144,250
Pullman Co.....	2,000	1,900
West Va. Traction & Electric Co. (Gas Dept.).....	198,277	192,435
American Railway Express Co.....	648	548
<b>Totals for Morgantown Municipality.....</b>	<b>\$ 2,392,532</b>	<b>\$ 2,596,758</b>
<b>BLACKSVILLE MUNICIPALITY</b>		
Morgantown & Wheeling R. R. Co.....	\$ .....	\$ 5,000
Manufacturers Light & Heat Co.....	2,067	2,291
Wadestown Telephone Co.....	450	450
<b>Totals for Blacksville Municipality.....</b>	<b>\$ 2,517</b>	<b>\$ 7,741</b>
<b>STAR CITY MUNICIPALITY</b>		
B. & O. R. R. Co. (Fmt., Morg. & Pittsburg R. R.).....	\$ 103,000	\$ 103,000
Randall Gas Co.....	3,889	8,173
Chesapeake & Potomac Telephone Co.....	704	970
Pullman Co.....	300	300
American Railway Express Co.....	162	112
<b>Totals for Star City Municipality.....</b>	<b>\$ 108,065</b>	<b>\$ 112,555</b>
<b>WESTOVER MUNICIPALITY</b>		
Pullman Co.....	\$ 1,218	\$ 1,145
West Virginia Utilities Co.....	.....	25,000
Monongahela Ry. Co.....	529,135	541,280
Morgantown & Pittsburg Ry. Co.....	3,000	3,500
Morgantown & Wheeling Ry. Co.....	9,000	9,000
West Va. Traction & Electric Co. (Gas Dept.).....	10,638	11,297
Chesapeake & Potomac Telephone Co.....	3,069	4,295
American Railway Express Co.....	162	118
<b>Totals for Westover Municipality.....</b>	<b>\$ 556,212</b>	<b>\$ 595,635</b>
<b>RIVERSIDE MUNICIPALITY</b>		
Pullman Co.....	\$ 500	\$ 300
Monongahela Ry. Co.....	80,000	80,000
Morgantown & Wheeling Ry. Co.....	5,000	5,000
Morgantown & Pittsburg Ry. Co.....	3,000	3,500
Chesapeake & Potomac Telephone Co.....	990	1,689
American Railway Express Co.....	162	112
<b>Totals for Riverside Municipality.....</b>	<b>\$ 89,662</b>	<b>\$ 90,601</b>
<b>STURGIS CITY MUNICIPALITY</b>		
West Va. Traction & Electric Co. (Gas Dept.).....	\$ .....	\$ 3,000
Morgantown & Kingwood Railroad Co.....	107,219	200,000
West Virginia Utilities Co.....	.....	25,000
Chesapeake & Potomac Telephone Co.....	.....	1,000
Eureka Pipe Line Co.....	.....	25,000
West Va. Traction & Electric Co. (Water Dept.).....	.....	10,000
<b>Totals for Sturgis City Municipality.....</b>	<b>\$ 107,219</b>	<b>\$ 284,000</b>
<b>TOTALS FOR MONONGALIA COUNTY.....</b>	<b>\$ 10,453,023</b>	<b>\$ 11,013,045</b>

## MONROE COUNTY

1920

1921

A Statement Showing the Assessed Value, by Districts and Municipalities, of the Property of Railroad, Oil and Gas Pipe Line, Water, Light and Power, Telephone and Telegraph, Express, Car Line and Toll Bridge Companies for the Years 1920 and 1921 as Assessed by the Board of Public Works.

## RED SULPHUR DISTRICT

Chesapeake & Potomac Telephone Co.....	\$	6,708	\$	8,188
Monroe Mutual Telephone Co.....		1,000		1,000
Summers & Mercer Mutual Telephone Co.....		100		100
Greenville Telephone Co.....		150		100
Totals for Red Sulphur District.....	\$	7,956	\$	9,388

## SPRINGFIELD DISTRICT

Marie Telephone Co.....	\$	600	\$	600
Greenville Telephone Co.....		800		800
Chesapeake & Potomac Telephone Co.....		4,278		4,931
Monroe Mutual Telephone Co.....		800		1,000
Totals for Springfield District.....	\$	6,478	\$	7,331

## WOLF CREEK DISTRICT

C. & O. Ry. Co.....	\$	50,182	\$	49,521
Chesapeake & Potomac Telephone Co.....		1,785		1,974
Limestone Telephone Co.....		267		.....
Western Union Telegraph Co.....		200		287
Greenville Telephone Co.....		150		175
Pullman Co.....		400		380
Virginia Western Power Co.....		13,767		9,430
Totals for Wolf Creek District.....	\$	66,751	\$	61,787

## UNION DISTRICT

Limestone Telephone Co.....	\$	2,481	\$	2,200
Monroe Mutual Telephone Co.....		400		400
Farmers Union Telephone Co.....		250		250
Greenville Telephone Co.....		100		125
Totals for Union District.....	\$	3,231	\$	2,975

## SWEET SPRINGS DISTRICT

Potts Valley Branch R. R.....	\$	150,312	\$	157,142
Chesapeake & Potomac Telephone Co.....		294		318
Limestone Telephone Co.....		830		47
Farmers Union Telephone Co.....		400		400
American Railway Express Co.....		2,713		2,344
Totals for Sweet Springs District.....	\$	154,549	\$	160,251

## SECOND CREEK DISTRICT

Farmers Union Telephone Co.....	\$	450	\$	450
Limestone Telephone Co.....		2,556		1,698
Totals for Second Creek District.....	\$	3,006	\$	2,148

	1920	1921
<b>ALDERSON INDEPENDENT DISTRICT</b>		
C. & O. Ry. Co.....	\$ 188,273	\$ 182,236
Pullman Co.....	609	569
<b>Totals for Alderson Independent District.....</b>	<b>\$ 188,882</b>	<b>\$ 182,805</b>
<b>ALDERSON MUNICIPALITY</b>		
Virginia Western Power Co.....	\$ 11,883	\$ 8,191
C. & O. Ry. Co.....	111,727	114,888
Chesapeake & Potomac Telephone Co.....	1,708	2,053
Western Union Telegraph Co.....	529	808
Pullman Co.....	400	380
Limestone Telephone Co.....	797	1,037
<b>Totals for Alderson Municipality.....</b>	<b>\$ 127,044</b>	<b>\$ 127,357</b>
<b>UNION MUNICIPALITY</b>		
Farmers Union Telephone Co.....	\$ 50	\$ 50
Limestone Telephone Co.....	328	1,322
<b>Totals for Union Municipality.....</b>	<b>\$ 378</b>	<b>\$ 1,372</b>
<b>TOTALS FOR MONROE COUNTY.....</b>	<b>\$ 558,275</b>	<b>\$ 555,394</b>

#### MORGAN COUNTY

A Statement Showing the Assessed Value, by Districts and Municipalities, of the Property of Railroad, Oil and Gas Pipe Line, Water, Light and Power, Telephone and Telegraph, Express Car Line and Toll Bridge Companies for the Years 1920 and 1921 as Assessed by the Board of Public Works.

<b>ALLEN DISTRICT</b>		
B. & O. R. R. Co.....	\$ 870,487	\$ 870,487
B. & O. R. R. Co. (Berkeley Springs & Pot. R. R.).....	98,000	98,000
Chesapeake & Potomac Telephone Co.....	577	742
Berkeley Springs Telephone Co.....	75	75
Western Union Telegraph Co.....	8,080	9,358
Pullman Co.....	2,520	2,259
Armour Car Lines.....	1,100	854
Wilson Car Line.....	812	.....
Northern Virginia Power Co.....	1,612	1,253
American Railway Express Co.....	.....	877
<b>Totals for Allen District.....</b>	<b>\$ 983,263</b>	<b>\$ 983,905</b>
<b>BATH DISTRICT</b>		
B. & O. R. R. Co.....	\$ 1,268,885	\$ 1,268,885
B. & O. R. R. Co. (Berkeley Springs & Pot. R. R.).....	80,156	80,156
Chesapeake & Potomac Telephone Co.....	77	4,214
Berkeley Springs Telephone Co.....	150	150
Western Union Telegraph Co.....	11,610	13,640
Berkeley Springs Water Works.....	10,000	10,000
Pullman Co.....	3,630	3,296
Armour Car Lines.....	1,605	1,245
Wilson Car Line.....	1,184	.....
Northern Virginia Power Co.....	9,586	5,998
American Railway Express Co.....	.....	1,278
<b>Totals for Bath District.....</b>	<b>\$ 1,386,883</b>	<b>\$ 1,388,862</b>

	1920	1921
<b>CACAPON DISTRICT</b>		
B. & O. R. R. Magnolia Branch	\$ 732,233	\$ 732,233
B. & O. R. R. Co.	3,099,166	3,099,166
Western Maryland R. R. Co.	231,051	216,610
Western Union Telegraph Co.	27,619	35,210
Romney Consolidated Telephone Co.	109	157
American Railway Express Co.	8,861	3,300
Pullman Co.	8,629	8,505
Armour Car Lines	4,142	3,214
Wilson Car Line	3,057	.....
Northern Virginia Power Co.	45,724	37,808
Berkeley Springs Telephone Co.	75	75
<b>Totals for Cacapon District</b>	<b>\$ 4,160,666</b>	<b>\$ 4,136,278</b>
<b>ROCK GAP DISTRICT</b>		
Berkeley Springs Telephone Co.	\$ 400	\$ 400
<b>Totals for Rock Gap District</b>	<b>\$ 400</b>	<b>\$ 400</b>
<b>SLEEPY CREEK DISTRICT</b>		
Chesapeake & Potomac Telephone Co.	\$ 3,361	\$ 94
B. & O. R. R. Co.	757,587	757,587
B. & O. R. R. Co. (Cherry Run & Pot. R. R.)	59,200	59,200
Western Maryland R. R. Co. (Cherry Run Branch)	80,897	75,841
Berkeley Springs Telephone Co.	850	850
Western Union Telegraph Co.	6,614	7,613
American Railway Express Co.	.....	714
Pullman Co.	2,069	1,838
Armour Car Lines	897	665
Wilson Car Line	661	.....
<b>Totals for Sleepy Creek District</b>	<b>\$ 912,136</b>	<b>\$ 904,432</b>
<b>TIMBER RIDGE DISTRICT</b>		
Berkeley Springs Telephone Co.	\$ 525	\$ 525
<b>Totals for Timber Ridge District</b>	<b>\$ 525</b>	<b>\$ 525</b>
<b>BATH MUNICIPALITY</b>		
Chesapeake & Potomac Telephone Co.	\$ 3,212	\$ 4,473
Northern Virginia Power Co.	30,974	27,246
<b>Totals for Bath Municipality</b>	<b>\$ 34,186</b>	<b>\$ 31,719</b>
<b>PAW PAW MUNICIPALITY</b>		
B. & O. R. R. (Magnolia Branch)	\$ 81,359	\$ 81,359
B. & O. R. R. Co.	149,047	149,047
Western Union Telegraph Co.	1,315	1,586
Wilson Car Line	138	.....
Pullman Co.	411	383
Armour Car Lines	187	145
American Railway Express Co.	.....	149
<b>Totals for Paw Paw Municipality</b>	<b>\$ 232,457</b>	<b>\$ 232,669</b>
<b>TOTALS FOR MORGAN COUNTY</b>	<b>\$ 7,710,516</b>	<b>\$ 7,678,790</b>

1920

1921

## McDOWELL COUNTY

A Statement Showing the Assessed Value, by Districts and Municipalities, of the Property of Railroad, Oil and Gas Pipe Line, Water, Light and Power, Telephone and Telegraph, Express, Car Line and Toll Bridge Companies for the Years 1920 and 1921 as Assessed by the Board of Public Works.

## ADKIN DISTRICT

N. & W. Ry. Co. (Tug Fork Branch).....	\$ 1,550,114	\$ 1,688,619
Western Union Telegraph Co.....	5,095	5,645
Appalachian Power Co.....	138,420	175,672
Bluefield Telephone Co.....	100	30
Pullman Co.....	2,236	2,125
American Railway Express Co.....	4,285	4,247
<b>Totals for Adkin District.....</b>	<b>\$ 1,700,250</b>	<b>\$ 1,876,338</b>

## BROWNS CREEK DISTRICT

N. & W. Ry. Co. (Tug Fork Branch).....	\$ 61,013	\$ 61,013
N. & W. R. R. (Clear Fork Branch).....	778	778
N. & W. Ry. Co.....	2,884,903	3,124,903
Bluefield Telephone Co.....	11,693	11,638
Chesapeake & Potomac Telephone Co.....	1,374	1,941
Western Union Telegraph Co.....	5,444	6,044
Pullman Co.....	8,870	8,370
Union Tank Line Co.....	7,093	7,942
Appalachian Power Co.....	155,160	237,863
American Railway Express Co.....	2,430	1,369
<b>Totals for Browns Creek District.....</b>	<b>\$ 3,138,758</b>	<b>\$ 3,472,061</b>

## ELKHORN DISTRICT

N. & W. Ry. Co. (Northfork Branch).....	\$ 44,333	\$ 55,662
N. & W. Ry. Co.....	1,124,435	1,178,734
Bluefield Telephone Co.....	4,021	4,069
Western Union Telegraph Co.....	1,863	2,112
Pullman Co.....	3,024	2,824
Union Tank Line Co.....	2,885	3,285
Appalachian Power Co.....	933,810	810,561
Chesapeake & Potomac Telephone Co.....	532	752
American Railway Express Co.....	978	803
<b>Totals for Elkhorn District.....</b>	<b>\$ 2,115,881</b>	<b>\$ 2,058,802</b>

## NORTH FORK DISTRICT

N. & W. Ry. Co.....	\$ 3,036	\$ 3,046
N. & W. Ry. Co. (North Fork Branch).....	373,886	383,886
Bluefield Telephone Co.....	7,266	6,221
Western Union Telegraph Co.....		218
Pullman Co.....		177
Union Tank Line Co.....	174	556
Appalachian Power Co.....		206,420
American Railway Express Co.....	975	800
<b>Totals for North Fork District.....</b>	<b>\$ 385,337</b>	<b>\$ 601,324</b>

	1920	1921
<b>BIG CREEK DISTRICT</b>		
N. & W. Ry. Co. (Jaeger & Sou. R. R. Dry Fork Branch).....	\$ 1,354,227	\$ 1,455,727
N. & W. Ry. Co. (Clear Fork Branch).....	155,084	164,084
Western Union Telegraph Co.....	4,125	4,525
Appalachian Power Co.....	262,040	388,776
American Railway Express Co.....	2,572	1,999
<b>Totals for Big Creek District.....</b>	<b>\$ 1,878,048</b>	<b>\$ 2,015,111</b>

	1920	1921
<b>SANDY RIVER DISTRICT</b>		
N. & W. Ry. Co.....	\$ 2,034,111	\$ 2,084,101
N. & W. Ry. Co. (Jaeger & Sou. Branch) (Dry Fork Branch).....	586,018	586,451
N. & W. Ry. Co. (Clear Fork Branch).....	136,937	142,870
Panther R. R. Co.....	5,000	5,000
Chesapeake & Potomac Telephone Co.....	1,019	1,000
Western Union Telegraph Co.....	6,899	7,000
Pullman Co.....	7,486	7,000
Union Tank Line Co.....	5,494	6,000
Kentucky & West Virginia Power Co.....	15,000	.....
American Railway Express Co.....	409	356
<b>Totals for Sandy River District.....</b>	<b>\$ 2,798,373</b>	<b>\$ 2,839,778</b>

	1920	1921
<b>JAEGER MUNICIPALITY (Sandy River District)</b>		
N. & W. Ry. Co.....	\$ 162,870	\$ 162,870
Pullman Co.....	482	468
Union Tank Line Co.....	636	981
Chesapeake & Potomac Telephone Co.....	80	550
Western Union Telegraph Co.....	491	1,190
American Railway Express Co.....	48	48
N. & W. R. R. (Dry Fork Branch).....	58,443	58,443
<b>Totals for Jaeger Municipality (Sandy River District).....</b>	<b>\$ 223,050</b>	<b>\$ 224,550</b>

	1920	1921
<b>KEYSTONE MUNICIPALITY</b>		
N. & W. Ry. Co.....	\$ 214,725	\$ 214,725
Appalachian Power Co.....	25,020	30,735
Bluefield Telephone Co.....	.....	4,808
Western Union Telegraph Co.....	376	426
Pullman Co.....	362	362
Union Tank Line Co.....	520	670
Chesapeake & Potomac Telephone Co.....	43	62
American Railway Express Co.....	4,285	4,183
<b>Totals for Keystone Municipality.....</b>	<b>\$ 245,331</b>	<b>\$ 255,971</b>

	1920	1921
<b>WELCH MUNICIPALITY</b>		
N. & W. Ry. Co.....	\$ 308,181	\$ 308,181
Appalachian Power Co.....	108,630	148,741
Bluefield Telephone Co.....	5,281	4,223
Chesapeake & Potomac Telephone Co.....	150	196
Western Union Telegraph Co.....	635	771
Pullman Co.....	1,855	1,755
Union Tank Line Co.....	1,130	1,436
American Railway Express Co.....	368	332
<b>Totals for Welch Municipality.....</b>	<b>\$ 426,230</b>	<b>\$ 465,635</b>

	1920	1921
<b>KIMBALL MUNICIPALITY</b>		
N. & W. Ry. Co.....	\$ 84,958	\$ 84,958
Western Union Telegraph Co.....	231	256
Pullman Co.....	270	270
Union Tank Line Co.....	412	562
Kimball Light & Water Co.....	17,734	25,000
<b>Totals for Kimball Municipality.....</b>	<b>\$ 103,605</b>	<b>\$ 111,046</b>

	1920	1921
<b>NORTH FORK MUNICIPALITY</b>		
Pullman Co.....	\$ 177	\$ .....
Flat Top Ice & Cold Storage Co.....	20,000	30,000
N. & W. Ry. Co.....	79,639	79,639
Appalachian Power Co.....	180,310	.....
Bluefield Telephone Co.....	4,681	.....
Western Union Telegraph Co.....	193	.....
Chesapeake & Potomac Telephone Co.....	35	50
American Railway Express Co.....	98	73
Kimball Light & Water Co.....	6,147	.....
<b>Totals for North Fork Municipality.....</b>	<b>\$ 291,280</b>	<b>\$ 109,762</b>

	1920	1921
<b>CLARKE MUNICIPALITY</b>		
N. & W. Ry. Co.....	\$ 50,176	\$ 50,176
Union Tank Line Co.....	406	224
Pullman Co.....	150	150
Bluefield Telephone Co.....	.....	1,230
Chesapeake & Potomac Telephone Co.....	54	77
Kimball Light & Water Co.....	1,119	.....
<b>Totals for Clarke Municipality.....</b>	<b>\$ 51,905</b>	<b>\$ 51,857</b>

	1920	1921
<b>ANAWALT MUNICIPALITY</b>		
N. & W. Ry. Co. (Tug Fork Branch).....	\$ 53,604	\$ .....
<b>Totals for Anawalt Municipality.....</b>	<b>\$ 53,604</b>	<b>\$ .....</b>
<b>TOTALS FOR McDOWELL COUNTY.....</b>	<b>\$ 13,411,652</b>	<b>\$ 14,082,235</b>

#### NICHOLAS COUNTY

A Statement Showing the Assessed Value, by Districts and Municipalities, of the Property of Railroad, Oil and Gas Pipe Line, Water, Light and Power, Telephone and Telegraph, Express, Car Line and Toll Bridge Companies for the Years 1920 and 1921 as Assessed by the Board of Public Works.

#### HAMILTON DISTRICT

	1920	1921
Hope Natural Gas Co.....	\$ 221	\$ 276
Strouds Creek & Muddlety R. R. Co.....	16,000	19,941
Gauley Bridge, Sum. & Cam. Telephone Co.....	750	750
United Fuel Gas Co.....	.....	272
Ohio Fuel Oil Co.....	.....	582
Erbacon & Summersville R. R. Co.....	25,145	33,291
Buffalo Telephone Co.....	100	100
<b>Totals for Hamilton District.....</b>	<b>\$ 42,216</b>	<b>\$ 56,212</b>



	1920	1921
<b>KENTUCKY DISTRICT</b>		
Richwood & Gauley R. R. Co.....	\$ 15,000	\$ 15,000
Totals for Kentucky District.....	\$ 15,000	\$ 15,000
<b>GRANT DISTRICT</b>		
Gauley Bridge, Sum. & Cam. Telephone Co.....	\$ 60	\$ 60
Totals for Grant District.....	\$ 60	\$ 60
<b>BEAVER DISTRICT</b>		
Richwood & Gauley Ry. Co.....	\$ .....	\$ 10,000
B. & O. R. R. Co. (West Va. & Pittsburg R. R.).....	500,000	500,000
Strouds Creek & Muddlety R. R. Co.....	15,642	19,584
Chesapeake & Potomac Telephone Co.....	10,533	12,063
Gauley Bridge, Sum. & Cam. Telephone Co.....	890	890
Western Union Telegraph Co.....	1,800	1,347
American Railway Express Co.....	900	887
Cowen Telephone Co.....	50	50
Totals for Beaver District.....	\$ 529,815	\$ 544,841
<b>JEFFERSON DISTRICT</b>		
C. & O. Ry. Co. (Gauley Branch).....	\$ 185,725	\$ 183,849
Kanawha & West Virginia R. R. Co.....	56,700	61,334
Chesapeake & Potomac Telephone Co.....	3,332	3,682
Gauley Bridge, Sum. & Cam. Telephone Co.....	150	150
Gauley & Eastern R. R. Co.....	4,325	.....
American Express Railway Co.....	1,500	1,474
Totals for Jefferson District.....	\$ 251,732	\$ 250,485
<b>SUMMERSVILLE DISTRICT</b>		
Gauley Bridge Sum. & Cam. Telephone Co.....	\$ 550	\$ 500
Totals for Summersville District.....	\$ 550	\$ 500
<b>WILDERNESS DISTRICT</b>		
Mt. Lookout Telephone Co.....	\$ 4,500	\$ 4,500
Totals for Wilderness District.....	\$ 4,500	\$ 4,500
<b>RICHWOOD MUNICIPALITY</b>		
B. & O. R. R. Co. (West Va. & Pittsburg R. R.).....	\$ 47,275	\$ 47,275
Chesapeake & Potomac Telephone Co.....	10,836	13,611
Western Union Telegraph Co.....	657	498
Cherry River Boom & Lumber Co. (Electric & Water Dept.).....	25,000	25,000
Richwood & Gauley R. R. Co.....	10,000	.....
American Railway Express Co.....	1,084	1,060
Totals for Richwood Municipality.....	\$ 94,852	\$ 87,444

	1920	1921
<b>SUMMERSVILLE MUNICIPALITY</b>		
Gauley Bridge, Sum. & Cam. Telephone Co.....	\$ 500	\$ 550
<b>Totals for Summersville Municipality.....</b>	<b>\$ 500</b>	<b>\$ 550</b>
<b>TOTALS FOR NICHOLAS COUNTY.....</b>	<b>\$ 939,225</b>	<b>\$ 958,592</b>

## OHIO COUNTY

A Statement Showing the Assessed Value, by Districts and Municipalities, of the Property of Railroad, Oil and Gas Pipe Line, Water, Light and Power, Telephone and Telegraph, Express, Car Line and Toll Bridge Companies for the Years 1920 and 1921 as Assessed by the Board of Public Works.

## RITCHIE DISTRICT

City Railway Co.....	\$ 68,000	\$ 58,000
Brook Electric Co.....	14,000	.....
Wheeling Electric Co.....	7,978	28,396
Natural Gas Company of West Virginia.....	20,312	21,312
Eureka Pipe Line Co.....	287	385
Manufacturers Light & Heat Co.....	636	700
Chesapeake & Potomac Telephone Co.....	7,566	10,332
<b>Totals for Ritchie District.....</b>	<b>\$ 118,779</b>	<b>\$ 119,125</b>

## RICHLAND DISTRICT

Brooke Electric Co.....	\$ 4,000	\$ .....
P. C. C. & St. Louis R. R. Co.....	277,952	182,952
Pan Handle Traction Co.....	118,303	93,299
Wheeling Electric Co.....	50,000	31,176
Manufacturers Light & Heat Co.....	149,377	150,232
Chesapeake & Potomac Telephone Co.....	20,253	25,884
Natural Gas Company of West Virginia.....	819	1,000
Eureka Pipe Line Co.....	6,422	4,754
Warwood Water & Light Co.....	5,000	.....
Postal Telegraph-Cable Co.....	1,866	2,361
Pittsburg & Wheeling Telephone Co.....	.....	1,011
American Telephone & Telegraph Co.....	4,391	5,908
City & Suburban Gas Co.....	9,000	9,000
<b>Totals for Richland District.....</b>	<b>\$ 647,383</b>	<b>\$ 507,577</b>

## LIBERTY DISTRICT

B. & O. R. R. Co. (Wheeling, Pittsburg & Baltimore R. R.).....	\$ 289,000	\$ 289,000
West Va. Traction & Electric Co.....	87,000	87,000
Manufacturers Light & Heat Co.....	5,711	6,274
Natural Gas Company of West Virginia.....	5,314	5,497
Eureka Pipe Line Co.....	301	297
Brook Electric Co.....	7,000	.....
American Telephone & Telegraph Co.....	13,672	16,441
Pittsburg & Wheeling Telephone Co.....	2,200	1,989
Western Union Telegraph Co.....	8,254	10,254
Chesapeake & Potomac Telephone Co.....	15,755	21,900
<b>Totals for Liberty District.....</b>	<b>\$ 434,207</b>	<b>\$ 438,652</b>

	1920	1921
<b>TRIADELPHIA DISTRICT</b>		
Wheeling Electric Co. ....	\$ 21,202	\$ 10,255
B. & O. R. R. Co. (Whg., Pittsb. & Balto. R. R.).....	627,000	527,000
West Va. Traction & Electric Co. ....	32,000	35,000
Manufacturers Light & Heat Co. ....	144,493	45,919
Natural Gas Company of West Virginia.....	64,711	34,543
Chesapeake & Potomac Telephone Co. ....	49,772	39,246
American Telephone & Telegraph Co. ....	13,800	806
Pittsburg & Wheeling Telephone Co. ....	800	.....
Western Union Telegraph Co. ....	14,247	11,966
Eureka Pipe Line Co. ....	674	764
City & Suburban Gas Co. ....	470	15,687
West Va. Traction & Electric Co. (Electric & Water Dept.).....	6,000	10,000
Totals for Triadelphia District. ....	\$ 975,169	\$ 731,188
<b>WHEELING MUNICIPALITY</b>		
West Va. Traction & Electric Co. (Water & Light Dept.).....	\$ .....	\$ 59,000
B. & O. R. R. Co. ....	406,997	406,997
Wheeling, Pittsburg & Baltimore R. R. Co. ....	302,179	402,179
P. C. C. & St. Louis R. R. Co. ....	372,110	507,387
Wheeling Terminal Ry. Co. ....	803,075	803,075
West Va. Traction & Electric Co. ....	396,000	436,000
Wheeling Traction Co. ....	984,138	1,190,864
City Ry. Co. ....	244,839	158,464
Pan Handle Traction Co. ....	62,604	96,992
Natural Gas Company of West Virginia.....	217,655	249,463
Manufacturers Light & Heat Co. ....	95,851	203,217
Postal Telegraph-Cable Co. ....	314	567
American Telephone & Telegraph Co. ....	15,188	25,548
Western Union Telegraph Co. ....	17,487	36,500
Chesapeake & Potomac Telephone Co. ....	683,921	856,446
Brook Electric Co. ....	10,000	.....
Eureka Pipe Line Co. ....	1,000	1,843
Pullman Co. ....	11,360	10,716
Pittsburg & Wheeling Telephone Co. ....	1,000	1,000
Wheeling Bridge Co. ....	260,000	260,000
Wheeling & Belmont Bridge Co. ....	325,000	325,000
Wheeling Electric Co. ....	1,432,740	1,559,121
Gas Electric Co. ....	2,500	2,500
American Railway Express Co. ....	3,979	1,984
Park Springs Water Co. ....	1,500	1,500
Totals for Wheeling Municipality. ....	\$ 6,643,437	\$ 7,596,363
<b>FULTON MUNICIPALITY (Washington District)</b>		
Manufacturers Light & Heat Co. ....	\$ 6,404	\$ .....
P. C. C. & St. Louis R. R. Co. ....	16,480	.....
City Suburban Gas Co. ....	15,530	7,733
Wheeling Electric Co. ....	1,960	2,052
Pan Handle Traction Co. ....	7,100	.....
American Telephone & Telegraph Co. ....	2,763	1,846
Natural Gas Company of West Virginia.....	4,980	5,980
Chesapeake & Potomac Telephone Co. ....	6,016	5,063
West Va. Traction & Electric Co. (Water & Electric Co.).....	5,000	5,000
West Va. Traction & Electric Co. ....	80,000	37,000
Totals for Fulton Municipality (Washington District).....	\$ 146,323	\$ 64,694

	1920	1921
<b>PLEASANT VALLEY MUNICIPALITY</b>		
Chesapeake & Potomac Telephone Co.....	\$ 7,199	\$ 11,024
West Va. Traction & Electric Co.....	25,000	25,000
Natural Gas Company of West Virginia.....	2,787	2,787
American Telephone & Telegraph Co.....	1,042	1,264
City & Suburban Gas Co.....	4,833	4,833
West Va. Traction & Electric Co. (Electric & Water Dept.).....	7,000	8,000
Wheeling Electric Co.....	.....	3,964
<b>Totals for Pleasant Valley Municipality.....</b>	<b>\$ 47,861</b>	<b>\$ 66,872</b>

	1920	1921
<b>ELM GROVE MUNICIPALITY</b>		
Chesapeake & Potomac Telephone Co.....	\$ 29,515	\$ 37,503
B. & O. R. R. Co. (Whg., Pittsb. & Balto. R. R.).....	103,000	103,000
West Va. Traction & Electric Co.....	260,000	260,000
Natural Gas Company of West Virginia.....	14,674	15,674
American Telephone & Telegraph Co.....	1,805	2,186
Western Union Telegraph Co.....	2,500	3,500
City & Suburban Gas Co.....	35,470	35,470
West Va. Traction & Electric Co. (Electric & Water Dept.).....	15,000	16,000
<b>Totals for Elm Grove Municipality.....</b>	<b>\$ 461,964</b>	<b>\$ 473,333</b>

	1920	1921
<b>WOODSDALE MUNICIPALITY</b>		
Chesapeake & Potomac Telephone Co.....	\$ 23,726	\$ 29,528
West Va. Traction & Electric Co.....	45,000	45,000
Wheeling Electric Co.....	.....	12,423
Natural Gas Company of West Virginia.....	4,299	5,000
City & Suburban Gas Co.....	6,472	6,472
West Va. Traction & Electric Co. (Electric & Water Dept.).....	10,000	11,000
<b>Totals for Woodsdale Municipality.....</b>	<b>\$ 89,497</b>	<b>\$ 109,418</b>

	1920	1921
<b>TRIADELPHIA MUNICIPALITY</b>		
Chesapeake & Potomac Telephone Co.....	\$ 1,597	\$ 2,151
West Va. Traction & Electric Co.....	30,000	35,000
Natural Gas Company of West Virginia.....	3,093	3,000
American Telephone & Telegraph Co.....	923	1,118
<b>Totals for Triadelphia Municipality.....</b>	<b>\$ 35,613</b>	<b>\$ 41,260</b>

	1920	1921
<b>LEATHERWOOD MUNICIPALITY</b>		
West Va. Traction & Electric Co. (Electric & Water Dept.).....	\$ 2,000	\$ .....
Natural Gas Company of West Virginia.....	298	.....
American Telephone & Telegraph Co.....	522	.....
City & Suburban Gas Co.....	2,457	.....
Chesapeake & Potomac Telephone Co.....	4,913	.....
<b>Totals for Leatherwood Municipality.....</b>	<b>\$ 10,190</b>	<b>\$ .....</b>

	1920	1921
<b>EDGEWOOD MUNICIPALITY</b>		
Chesapeake & Potomac Telephone Co.....	\$ 16,994	\$ 21,734
West Va. Traction & Electric Co.....	45,000	45,000
Natural Gas Company of West Virginia.....	7,096	7,096
Wheeling Valley Light & Power Co.....	.....	3,215
City & Suburban Gas Co.....	17,533	17,538

	1920	1921
West Va. Traction & Electric Co. (Electric & Water Dept.).....	10,000	11,000
<b>Totals for Edgewood Municipality.....</b>	<b>\$ 96,623</b>	<b>\$ 105,583</b>

## PATTERSON MUNICIPALITY

Chesapeake & Potomac Telephone Co.....	\$ 1,219	\$ .....
Natural Gas Company of West Virginia.....	950	.....
City & Suburban Gas Co.....	5,000	.....
West Va. Traction & Electric Co. (Electric & Water Dept.).....	45,000	.....
<b>Totals for Patterson Municipality.....</b>	<b>\$ 52,169</b>	<b>\$ .....</b>

## WARWOOD MUNICIPALITY

Wheeling Electric Co.....	\$ 46,733	\$ 93,825
Manufacturers Light & Heat Co.....	31,504	33,632
Pan Handle Traction Co.....	107,000	108,000
P. C. C. & St. Louis R. R. Co.....	148,925	153,925
Postal Telegraph-Cable Co.....	.....	1,000
Warwood Water & Light Co.....	25,000	30,000
Loveland Light & Water Co.....	10,000	10,000
Chesapeake & Potomac Telephone Co.....	24,208	31,266
<b>Totals for Warwood Municipality.....</b>	<b>\$ 393,370</b>	<b>\$ 461,648</b>
<b>TOTALS FOR OHIO COUNTY.....</b>	<b>\$ 10,152,585</b>	<b>\$ 10,707,722</b>

## PENDLETON COUNTY

A Statement Showing the Assessed Value, by Districts and Municipalities, of the Property of Railroad, Oil and Gas Pipe Line, Water, Light and Power, Telephone and Telegraph, Express, Car Line and Toll Bridge Companies for the Years 1920 and 1921 as Assessed by the Board of Public Works.

## FRANKLIN DISTRICT

Romney Consolidated Telephone Co.....	\$ 254	\$ 365
West Va. Mutual Telephone Co.....	700	700
<b>Totals for Franklin District.....</b>	<b>\$ 954</b>	<b>\$ 1,065</b>

## SUGAR GROVE DISTRICT

Romney Consolidated Telephone Co.....	\$ 61	\$ 88
West Va. Mutual Telephone Co.....	210	210
<b>Totals for Sugar Grove District.....</b>	<b>\$ 271</b>	<b>\$ 298</b>

## CIRCLEVILLE DISTRICT

Romney Consolidated Telephone Co.....	\$ 61	\$ 88
West Virginia Mutual Telephone Co.....	120	120
<b>Totals for Circleville District.....</b>	<b>\$ 181</b>	<b>\$ 208</b>

## BETHEL DISTRICT

West Virginia Mutual Telephone Co.....	\$ 240	\$ 240
Romney Consolidated Telephone Co.....	61	88
<b>Totals for Bethel District.....</b>	<b>\$ 301</b>	<b>\$ 328</b>

	1920	1921
<b>MILL RUN DISTRICT</b>		
Romney Consolidated Telephone Co.....	\$ 225	\$ 322
West Virginia Mutual Telephone Co.....	1,200	1,500
<b>Totals for Mill Run District.....</b>	<b>\$ 1,425</b>	<b>\$ 1,522</b>

	1920	1921
<b>UNION DISTRICT</b>		
West Virginia Mutual Telephone Co.....	\$ 1,390	\$ 1,390
<b>Totals for Union District.....</b>	<b>\$ 1,390</b>	<b>\$ 1,390</b>
<b>TOTALS FOR PENDLETON COUNTY.....</b>	<b>\$ 4,522</b>	<b>\$ 4,811</b>

### PLEASANTS COUNTY

A Statement Showing the Assessed Value, by Districts and Municipalities, of the Property of Railroad, Oil and Gas Pipe Line, Water, Light and Power, Telephone and Telegraph, Express, Car Line and Toll Bridge Companies for the Years 1920 and 1921 as Assessed by the Board of Public Works.

	1920	1921
<b>GRANT DISTRICT</b>		
B. & O. R. R. Co. (Ohio River R. R.).....	\$ 387,968	\$ 380,968
Eureka Pipe Line Co.....	246,678	248,498
Reserve Gas Co.....	121,159	123,811
Pure Oil Pipe Line.....	948	941
United Telephone Co.....	900	857
Hope Natural Gas Co.....	7,226	5,286
Ohio Valley Refining Co.....	10,000	8,000
Citizens Telephone Co.....	112	112
Western Union Telegraph Co.....	1,000	1,000
Chesapeake & Potomac Telephone Co.....	10,000	12,837
Pullman Co.....	2,322	2,190
American Railway Express Co.....	740	664
<b>Totals for Grant District.....</b>	<b>\$ 789,053</b>	<b>\$ 785,164</b>

	1920	1921
<b>JEFFERSON DISTRICT</b>		
Bailey Gas Co.....	\$ 10,000	\$ 11,290
Eureka Pipe Line Co.....	37,093	40,647
Reserve Gas Co.....	161,798	178,652
Hope Natural Gas Co.....	240,233	252,905
United Telephone Co.....	900	865
Citizens Telephone Co.....	192	192
Independent Home Telephone Co.....	350	250
Pure Oil Pipe Line Co.....	2,614	2,591
<b>Totals for Jefferson District.....</b>	<b>\$ 453,180</b>	<b>\$ 487,392</b>

	1920	1921
<b>LA FAYETTE DISTRICT</b>		
West Virginia Pipe Line Co.....	\$ 10,000	\$ 14,295
Eureka Pipe Line Co.....	72,278	54,318
Hope Natural Gas Co.....	4,410	7,201
McKim Telephone Co.....	400	100
Finch Telephone Co.....	300	.....
Citizens Telephone Co.....	156	150
Pittsburg & West Virginia Gas Co.....	64	64
Pure Oil Pipe Line.....	1,846	1,831
<b>Totals for La Fayette District.....</b>	<b>\$ 89,454</b>	<b>\$ 77,969</b>

	1920	1921
<b>McKIM DISTRICT</b>		
Bailey Gas Co.....	\$ 3,000	\$ 6,440
Hope Natural Gas Co.....	142	3,029
Eureka Pipe Line Co.....	90,916	82,477
Pure Oil Pipe Line.....	6,912	6,851
Finch Telephone Co.....	400	100
Citizens Telephone Co.....	244	240
United Telephone Co.....	100	111
West Virginia Pipe Line.....	18,000	5,821
<b>Totals for McKim District.....</b>	<b>\$ 119,714</b>	<b>\$ 105,069</b>
<b>UNION DISTRICT</b>		
West Virginia Pipe Line.....	\$ 30,000	\$ 31,704
Bailey Gas Co.....	4,500	8,350
Ohio Valley Refining Co.....	9,500	5,000
B. & O. R. R. Co. (Ohio River R. R.).....	275,391	270,391
Eureka Pipe Line Co.....	93,449	91,587
Hope Natural Gas Co.....	108	1,164
Chesapeake & Potomac Telephone Co.....	7,500	13,471
Finch Telephone Co.....	350	100
Western Union Telegraph Co.....	1,000	1,000
Citizens Telephone Co.....	562	560
Pure Oil Pipe Line.....	6,066	6,038
Pullman Co.....	2,322	2,191
United Telephone Co.....	150	110
American Railway Express Co.....	741	664
<b>Totals for Union District.....</b>	<b>\$ 431,639</b>	<b>\$ 432,330</b>
<b>WASHINGTON DISTRICT</b>		
Ohio Valley Refining Co.....	\$ 6,000	\$ 5,000
Bailey Gas Co.....	2,500	2,420
B. & O. R. R. Co. (Ohio River R. R.).....	201,391	190,391
Eureka Pipe Line Co.....	146,145	139,096
Hope Natural Gas Co.....	7,034	7,909
Chesapeake & Potomac Telephone Co.....	3,000	3,600
St. Mary's Power & Light Co.....	10,000	.....
United Telephone Co.....	1,350	1,217
Finch Telephone Co.....	250	150
Citizens Telephone Co.....	320	311
Western Union Telegraph Co.....	800	588
American Railway Express Co.....	380	100
Pullman Co.....	1,623	1,191
Pure Oil Pipe Line.....	14,430	13,236
<b>Totals for Washington District.....</b>	<b>\$ 395,223</b>	<b>\$ 365,209</b>
<b>ST. MARYS MUNICIPALITY</b>		
Eureka Pipe Line Co.....	\$ 11,489	\$ 13,934
B. & O. R. R. Co. (Ohio River R. R.).....	72,627	95,627
Hope Natural Gas Co.....	10,796	30,809
United Telephone Co.....	3,500	3,798
Western Union Telegraph Co.....	782	1,000
Citizens Telephone Co.....	335	335
St. Marys Power & Light Co.....	4,700	18,000
Ohio Valley Refining Co.....	1,500	3,000
Pullman Co.....	700	1,000

	1920	1921
Bailey Gas Co.....	20	1,500
Chesapeake & Potomac Telephone Co.....	1,185	1,942
American Railway Express Co.....	400	564
<b>Totals for St. Marys Municipality.....</b>	<b>\$ 108,034</b>	<b>\$ 171,509</b>
<b>TOTALS FOR PLEASANTS COUNTY.....</b>	<b>\$ 2,386,297</b>	<b>\$ 2,424,632</b>

## POCAHONTAS COUNTY

A Statement Showing the Assessed Value by Districts and Municipalities, of the Property of Railroad, Oil and Gas Pipe Line, Water, Light and Power, Telephone and Telegraph, Express, ar Line and Toll Bridge Companies for the Years 1920 and 1921 as Assessed by the Board of Public Works.

## GREEN BANK DISTRICT

Greenbrier, Cheat & Elk River R. R. Co.....	\$ 60,418	\$ 61,523
Western Maryland R. R. Co. (Durbin Branch).....	427,330	399,531
C. & O. Ry. Co. (Gbr. Branch).....	414,744	410,554
Pocahontas R. R. Co.....	30,000	30,000
Ronceverte & Elkins Telephone Co.....	1,044	.....
Beverly & Marlinton Telephone Co.....	200	.....
Western Union Telegraph Co.....	2,336	2,910
Arborvale Mutual Telephone Co.....	3,500	.....
Pocahontas Telephone Co.....	350	355
Marlinton & Clover Lick Mutual Telephone Co.....	150	150
American Railway Express Co.....	4,772	4,089
<b>Totals for Green Bank District.....</b>	<b>\$ 944,844</b>	<b>\$ 909,112</b>

## EDRAY DISTRICT

Greenbrier, Cheat & Elk River R. R. Co.....	\$ 825,426	\$ 830,046
C. & O. Ry. Co. (Gbr. Branch).....	276,506	273,703
Ronceverte & Elkins Telephone Co.....	832	.....
Marlinton & Academy Mutual Telephone Co.....	300	300
Western Union Telegraph Co.....	1,567	1,952
Marlinton & Clover Lick Telephone Co.....	800	800
Marlinton & Stony Creek Mutual Telephone Co.....	625	600
Pocahontas Telephone Co.....	500	495
Marlinton & Elk Mutual Telephone Co.....	500	500
American Railway Express Co.....	1,880	1,586
<b>Totals for Edray District.....</b>	<b>\$ 608,936</b>	<b>\$ 609,962</b>

## HUNTERSVILLE DISTRICT

C. & O. Ry. Co. (Gbr. Branch).....	\$ 290,320	\$ 287,388
Ronceverte & Elkins Telephone Co.....	40	.....
Marlinton, K. C. & Dil. Mill Mutual Telephone Co.....	1,786	1,786
White Sulphur & Huntersville R. R. Co.....	3,964	3,974
Hills & Brown Creek Telephone Co.....	200	200
Western Union Telegraph Co.....	1,424	1,774
Pocahontas Telephone Co.....	250	258
American Railway Express Co.....	1,880	1,624
<b>Totals for Huntersville District.....</b>	<b>\$ 299,864</b>	<b>\$ 297,004</b>



	1920	1921
<b>LITTLE LEVELS DISTRICT</b>		
C. & O. Ry. Co. (Gbr. Branch).....	\$ 290,320	\$ 287,388
Ronceverte & Elkins Telephone Co.....	660	.....
Marlinton & Academy Mutual Telephone Co.....	970	970
Western Union Telegraph Co.....	1,425	1,774
Pocahontas Telephone Co.....	800	786
American Railway Express Co.....	1,879	1,624
<b>Totals for Little Levels District.....</b>	<b>\$ 296,054</b>	<b>\$ 292,542</b>

<b>MARLINTON MUNICIPALITY</b>		
C. & O. Ry. Co. (Gbr. Branch).....	\$ 69,114	\$ 68,426
Ronceverte & Elkins Telephone Co.....	528	.....
Western Union Telegraph Co.....	213	266
Pocahontas Telephone Co.....	1,200	1,241
Marlinton K. C. & Dil. Mill Mutual Telephone Co.....	714	714
American Railway Express Co.....	332	325
<b>Totals for Marlinton Municipality.....</b>	<b>\$ 72,101</b>	<b>\$ 70,972</b>

<b>DURBIN MUNICIPALITY</b>		
C. & O. Ry. Co. (Gbr. Branch).....	\$ 20,737	\$ 20,528
Western Maryland R. R. Co. (Durbin Branch).....	22,438	22,127
Ronceverte & Elkins Telephone Co.....	196	.....
Beverly & Marlinton Telephone Co.....	10	.....
Western Union Telegraph Co.....	100	124
Goodhill Utility Co.....	10,000	8,000
American Railway Express Co.....	235	229
<b>Totals for Durbin Municipality.....</b>	<b>\$ 53,716</b>	<b>\$ 51,006</b>

<b>CASS MUNICIPALITY</b>		
C. & O. Ry. Co. (Gbr. Branch).....	\$ 20,737	\$ 20,528
Western Union Telegraph Co.....	57	71
American Railway Express Co.....	78	76
<b>Totals for Cass Municipality.....</b>	<b>\$ 20,872</b>	<b>\$ 20,675</b>

<b>HILLSBORO MUNICIPALITY</b>		
Marlinton & Academy Mutual Telephone Co.....	\$ 250	\$ 250
<b>Totals for Hillsboro Municipality.....</b>	<b>\$ 250</b>	<b>\$ 250</b>
<b>TOTALS FOR POCAHONTAS COUNTY.....</b>	<b>\$ 2,296,637</b>	<b>\$ 2,251,545</b>

**PRESTON COUNTY**

A Statement Showing the Assessed Value, by Districts and Municipalities, of the Property of Railroad, Oil and Gas Pipe Line, Water, Light and Power, Telephone and Telegraph, Express, Car Line and Toll Bridge Companies for the Years 1920 and 1921 as Assessed by the Board of Public Works.

<b>KINGWOOD DISTRICT</b>		
Glade Valley Telephone Co.....	\$ 550	\$ 550
B. & O. R. R. Co.....	457,840	454,840
Morgantown & Kingwood R. R. Co.....	200,563	400,563
West Virginia Northern R. R. Co.....	76,000	90,000

	1920	1921
American Telephone & Telegraph Co.....	4,886	3,942
Brandonville & Terra Alta Telephone Co.....	25	24
Western Union Telegraph Co.....	7,947	10,411
West Virginia Maryland Gas Co.....	13,781	13,429
Rockville & Kingwood Telephone Co.....	75	75
Chesapeake & Potomac Telephone Co.....	11,638	13,712
Pullman Co.....	2,300	2,162
Masontown Telephone Co.....	800	.....
American Railway Express Co.....	1,053	921
<b>Totals for Kingwood District.....</b>	<b>\$ 777,458</b>	<b>\$ 990,630</b>

## VALLEY DISTRICT

Masontown Telephone Co.....	\$ 1,600	\$ 1,821
Morgantown & Kingwood R. R. Co.....	145,000	300,000
Glade Valley Telephone Co.....	250	260
Western Union Telegraph Co.....	3,300	4,323
Preston County Coke Co.....	2,000	2,230
Chesapeake & Potomac Telephone Co.....	6,048	6,322
American Railway Express Co.....	750	740
<b>Totals for Valley District.....</b>	<b>\$ 158,948</b>	<b>\$ 315,686</b>

## LYON DISTRICT

B. & O. R. R. Co.....	\$ 879,642	\$ 879,642
Citizens United Telephone Co.....	200	200
Western Union Telegraph Co.....	4,200	5,502
Chesapeake & Potomac Telephone Co.....	8,268	7,039
Pullman Co.....	2,150	1,921
Glade Valley Telephone Co.....	950	950
American Railway Express Co.....	1,300	1,137
<b>Totals for Lyon District.....</b>	<b>\$ 896,710</b>	<b>\$ 896,391</b>

## RENO DISTRICT

B. & O. R. R. Co.....	\$ 358,512	376,522
American Telephone & Telegraph Co.....	6,532	10,313
Citizens United Telephone Co.....	200	200
Rowlesburg Telephone Co.....	300	225
Western Union Telegraph Co.....	3,750	4,913
Chesapeake & Potomac Telephone Co.....	2,897	3,560
West Virginia & Maryland Gas Co.....	15,991	16,630
Pullman Co.....	1,900	1,786
American Railway Express Co.....	800	700
<b>Totals for Reno District.....</b>	<b>\$ 390,882</b>	<b>\$ 414,849</b>

## UNION DISTRICT

West Virginia & Maryland Gas Co.....	\$ 633	\$ 635
Rowlesburg & Southern R. R. Co.....	23,000	23,000
B. & O. R. R. Co.....	434,539	437,539
Preston R. R. Co.....	31,316	31,379
Western Union Telegraph Co.....	3,750	5,075
Aurora, Oakland & Terra Alta Telephone Co.....	400	500
Citizens United Telephone Co.....	150	150
Egion Mutual Telephone Co.....	1,400	1,500
Rowlesburg Telephone Co.....	225	400
Pullman Co.....	2,000	1,980

	1920	1921
American Railway Express Co.....	1,300	1,137
<b>Totals for Union District.....</b>	<b>\$ 498,713</b>	<b>\$ 503,205</b>

## PLEASANT DISTRICT

Bruceton Telephone Co.....	\$ 125	\$ 100
Farmers Mutual Telephone Co.....	165	165
Brandonville & Terra Alta Telephone Co.....	225	225
Rockville & Kingwood Telephone Co.....	700	700
Chesapeake & Potomac Telephone Co.....	1,757	2,180
<b>Totals for Pleasant District.....</b>	<b>\$ 2,972</b>	<b>\$ 3,370</b>

## BRUCETON MILLS MUNICIPALITY

Bruceton Telephone Co.....	\$ 75	\$ 125
Chesapeake & Potomac Telephone Co.....	2	3
<b>Totals for Bruceton Mills Municipality.....</b>	<b>\$ 77</b>	<b>\$ 128</b>

## NEWBURG MUNICIPALITY

Pullman Co.....	\$ 650	\$ 619
B. & O. R. R. Co.....	347,604	347,604
Chesapeake & Potomac Telephone Co.....	2,308	3,412
Western Union Telegraph Co.....	1,200	1,572
American Railway Express Co.....	200	175
<b>Totals for Newburg Municipality.....</b>	<b>\$ 351,962</b>	<b>\$ 353,382</b>

## TERRA ALTA MUNICIPALITY

Pullman Co.....	\$ 500	\$ 481
B. & O. R. R. Co.....	350,500	350,500
Northern Natural Gas Co.....	11,000	11,963
Terra Alta Water Co.....	18,000	20,000
American Telephone & Telegraph Co.....	1,193	1,884
Home Light Co.....	4,000	4,000
Chesapeake & Potomac Telephone Co.....	6,423	7,178
Western Union Telegraph Co.....	1,227	1,595
American Railway Express Co.....	1,000	875
<b>Totals for Terra Alta Municipality.....</b>	<b>\$ 393,843</b>	<b>\$ 398,476</b>

## KINGWOOD MUNICIPALITY

Chesapeake & Potomac Telephone Co.....	\$ 9,557	\$ 13,139
West Virginia Northern R. R. Co.....	30,000	46,000
American Telephone & Telegraph Co.....	2,000	.....
Morgantown & Kingwood R. R. Co.....	125,000	200,000
Kingwood Water Co.....	10,000	10,000
Western Union Telegraph Co.....	1,974	2,586
West Virginia & Maryland Gas Co.....	10,301	12,091
American Railway Express Co.....	250	219
<b>Totals for Kingwood Municipality.....</b>	<b>\$ 189,082</b>	<b>\$ 284,035</b>

## ALBRIGHT MUNICIPALITY

West Virginia & Maryland Gas Co.....	\$ 3,319	\$ 2,982
<b>Totals for Albright Municipality.....</b>	<b>\$ 3,319</b>	<b>\$ 2,982</b>

	1920	1921
<b>REEDSVILLE MUNICIPALITY</b>		
Preston County Coke Co.....	\$ 2,000	\$ 2,476
Morgantown & Kingwood R. R. Co.....	65,000	130,000
Western Union Telegraph Co.....	1,500	1,965
Chesapeake & Potomac Telephone Co.....	637	811
American Railway Express Co.....	150	130
Totals for Reedsville Municipality.....	\$ 69,287	\$ 135,382
<b>CORINTH MUNICIPALITY</b>		
Cumberland Div. B. & O. R. R.....	\$ .....	\$ 69,622
American Railway Express Co.....	.....	100
Pullman Co.....	.....	100
Totals for Corinth Municipality.....	\$ .....	\$ 69,822
<b>PORTLAND DISTRICT</b>		
B. & O. R. R. Co.....	\$ 1,354,523	\$ 1,266,891
Morgantown & Kingwood R. R. Co.....	95,000	285,477
Northern Natural Gas Co.....	8,000	8,212
West Virginia & Maryland Gas Co.....	1,895	423
American Telephone & Telegraph Co.....	7,106	11,219
Aurora, Oakland & Terra Alta Telephone Co.....	100	.....
Rowlesburg Telephone Co.....	125	.....
Brandonville & Terra Alta Telephone Co.....	275	275
Western Union Telegraph Co.....	4,490	5,895
Chesapeake & Potomac Telephone Co.....	8,441	8,547
Pullman Co.....	1,875	1,662
Egion Mutual Telephone Co.....	300	200
American Railway Express Co.....	1,400	1,165
Totals for Portland District.....	\$ 1,483,530	\$ 1,589,966
<b>GRANT DISTRICT</b>		
Pure Oil Pipe Line Co.....	\$ 83,124	\$ 82,394
Brandonville & Terra Alta Telephone Co.....	100	100
Farmers Mutual Telephone Co.....	830	830
Bruceton Telephone Co.....	350	325
Rockville & Kingwood Telephone Co.....	125	125
Chesapeake & Potomac Telephone Co.....	27	41
Totals for Grant District.....	\$ 84,556	\$ 83,815
<b>BRANDONVILLE MUNICIPALITY</b>		
Chesapeake & Potomac Telephone Co.....	\$ 2	\$ 3
Totals for Brandonville Municipality.....	\$ 2	\$ 3
<b>TUNNELTON MUNICIPALITY</b>		
West Virginia & Maryland Gas Co.....	\$ 3,988	\$ 3,913
Western Union Telegraph Co.....	1,300	1,703
Pullman Co.....	757	719
B. & O. R. R. Co.....	301,069	301,069
West Virginia Northern R. R. Co.....	14,000	14,000
American Telephone & Telegraph Co.....	1,410	648

	1920	1921
Chesapeake & Potomac Telephone Co.....	1,357	1,725
American Railway Express Co.....	150	130
<b>Totals for Tunnelton Municipality.....</b>	<b>\$ 324,041</b>	<b>\$ 323,907</b>

## ROWLESBURG MUNICIPALITY

B. & O. R. R. Co.....	\$ 412,847	\$ 412,847
Morgantown & Kingwood R. R. Co.....	75,000	100,000
West Virginia & Maryland Gas Co.....	9,003	10,977
Rowlesburg & Southern R. R. Co.....	2,000	2,000
Pullman Co.....	900	864
Western Union Telegraph Co.....	4,100	5,372
American Railway Express Co.....	700	612
<b>Totals for Rowlesburg Municipality.....</b>	<b>\$ 504,550</b>	<b>\$ 532,672</b>

## MASONTOWN MUNICIPALITY

Chesapeake & Potomac Telephone Co.....	\$ 348	\$ 422
Masontown Telephone Co.....	500	459
Preston County Coke Co.....	3,000	5,294
<b>Totals for Masontown Municipality.....</b>	<b>\$ 3,848</b>	<b>\$ 6,175</b>

**TOTALS FOR PRESTON COUNTY.....** \$ 6,133,780 \$ 6,904,966

## PUTNAM COUNTY

A Statement Showing the Assessed Value, by Districts and Municipalities, of the Property of Railroad, Oil and Gas Pipe Line, Water, Light and Power, Telephone and Telegraph, Express, Car Line and Toll Bridge Companies for the Years 1920 and 1921 as Assessed by the Board of Public Works.

## BUFFALO DISTRICT

K. & M. Ry. Co.....	\$ 464,940	\$ 432,940
American Telephone & Telegraph Co.....	10,808	13,059
Chesapeake & Potomac Telephone Co.....	3,346	5,168
Frazier Bottom & Glenwood Telephone Co.....	100	100
Western Union Telegraph Co.....	1,541	1,865
American Railway Express Co.....	906	812
Ohio Fuel Oil Co.....	1,003	3,391
Pullman Co.....	3,180	2,996
United Fuel Gas Co.....	423	1,211
<b>Totals for Buffalo District.....</b>	<b>\$ 486,247</b>	<b>\$ 461,542</b>

## FOCALCALICO DISTRICT

K. & M. Ry. Co.....	\$ 406,018	\$ 380,300
Eureka Pipe Line Co.....	117,679	115,841
United Fuel Gas Co.....	111,234	157,341
Chesapeake & Potomac Telephone Co.....	30,902	62,235
Western Union Telegraph Co.....	1,211	1,486
Virginian Power Co.....		25,853
Pullman Co.....	2,569	2,423
American Railway Express Co.....	725	626
<b>Totals for Focalcalico District.....</b>	<b>\$ 670,338</b>	<b>\$ 746,105</b>

	1920	1921
<b>UNION DISTRICT</b>		
K. & M. Ry. Co.....	\$ 418,248	\$ 391,248
United Fuel Gas Co.....	464	3,789
American Telephone & Telegraph Co.....	3,879	4,488
Chesapeake & Potomac Telephone Co.....	4,312	5,212
Western Union Telegraph Co.....	1,612	1,926
American Railway Express Co.....	815	679
Ohio Fuel Oil Co.....		343
Pullman Co.....	1,507	1,424
<b>Totals for Union District.....</b>	<b>\$ 430,837</b>	<b>\$ 409,059</b>

	1920	1921
<b>CURRY DISTRICT</b>		
Huntington Development & Gas Co.....	\$ 21,094	\$ 33,464
C. & O. Ry. Co.....	227,253	225,253
Eureka Pipe Line Co.....	110,318	108,591
United Fuel Gas Co.....	237,829	215,193
Columbia Gas & Electric Co.....	122,292	131,000
American Telephone & Telegraph Co.....	4,515	7,938
Postal Telegraph & Cable Co.....	420	770
Western Union Telegraph Co.....	680	850
Chesapeake & Potomac Telephone Co.....	4,070	5,749
Putnam Telephone Co.....	538	538
Pullman Co.....	1,673	1,600
Wilson Car Line Co.....		531
Charleston-Dunbar Natural Gas Co.....	140,715	225,000
American Railway Express Co.....	401	326
<b>Totals for Curry District.....</b>	<b>\$ 871,798</b>	<b>\$ 956,803</b>

	1920	1921
<b>SCOTT DISTRICT</b>		
C. & O. Ry. Co.....	\$ 736,633	\$ 728,133
Columbia Gas & Electric Co.....	12,100	13,000
Eureka Pipe Line Co.....	64,100	63,096
United Fuel Gas Co.....	95,094	103,528
American Telephone & Telegraph Co.....	13,175	15,824
Chesapeake & Potomac Telephone Co.....	5,746	6,581
Postal Telegraph & Cable Co.....	946	1,746
Western Union Telegraph Co.....	2,501	3,000
Putnam Telephone Co.....	380	380
Virginian Power Co.....		73,436
Pullman Co.....	4,287	4,039
Wilson Car Line Co.....		1,167
Charleston-Dunbar Natural Gas Co.....	718	
American Railway Express Co.....	1,450	1,269
<b>Totals for Scott District.....</b>	<b>\$ 937,130</b>	<b>\$ 1,015,199</b>

	1920	1921
<b>TRAYS VALLEY DISTRICT</b>		
C. & O. Ry. Co.....	\$ 221,664	\$ 220,168
United Fuel Gas Co.....	56,918	51,745
Chesapeake & Potomac Telephone Co.....	1,678	1,867
Postal Telegraph & Cable Co.....	330	538
Big Hurricane Telephone Co.....	700	700
Fraziers Bottom, Upland & Glenwood Telephone Co.....	125	1:5
Western Union Telegraph Co.....	724	875
Putnam Telephone Co.....	165	165
Virginian Power Co.....		54,038

	1920	1921
Pullman Co. ....	1,102	1,032
Wilson Car Line Co. ....		425
American Railway Express Co. ....	362	313
<b>Totals for Teays Valley District. ....</b>	<b>\$ 283,768</b>	<b>\$ 331,991</b>

## BUFFALO MUNICIPALITY

American Telephone & Telegraph Co. ....	\$ 955	\$ 1,187
Chesapeake & Potomac Telephone Co. ....	511	724
<b>Totals for Buffalo Municipality. ....</b>	<b>\$ 1,466</b>	<b>\$ 1,911</b>

## WINFIELD MUNICIPALITY

American Telephone & Telegraph Co. ....	\$ 384	\$ 465
Chesapeake & Potomac Telephone Co. ....	33	46
<b>Totals for Winfield Municipality. ....</b>	<b>\$ 417</b>	<b>\$ 511</b>

## HURRICANE MUNICIPALITY

Chesapeake & Potomac Telephone Co. ....	\$ 110	\$ 167
C. & O. Ry. Co. ....	81,389	80,589
United Fuel Gas Co. ....	9,283	9,253
Western Union Telegraph Co. ....	220	260
Putnam Telephone Co. ....	417	417
Pullman Co. ....	400	370
Mountain State Electric Co. ....	5,000	5,000
American Railway Express Co. ....	143	125
<b>Totals for Hurricane Municipality. ....</b>	<b>\$ 96,962</b>	<b>\$ 96,171</b>
<b>TOTALS FOR PUTNAM COUNTY. ....</b>	<b>\$ 3,778,963</b>	<b>\$ 4,019,292</b>

## RALEIGH COUNTY

A Statement Showing the Assessed Value, by Districts and Municipalities, of the Property of Railroad, Oil and Gas Pipe Line, Water, Light and Power, Telephone and Telegraph, Express, Car Line and Toll Bridge Companies for the Years 1920 and 1921 as Assessed by the Board of Public Works.

## CLEAR FORK DISTRICT

C. & O. Ry. Co. (Cabin Creek Branch) ....	\$ 160,700	\$ 159,500
United Fuel Gas Co. ....	34,756	33,169
Clear Fork Telephone Co. ....	800	600
Chesapeake & Potomac Telephone Co. ....	1,334	1,813
Virginian Power Co. ....	44,708	37,635
American Railway Express Co. ....	1,500	1,775
<b>Totals for Clear Fork District. ....</b>	<b>\$ 243,798</b>	<b>\$ 234,492</b>

## TRAP HILL DISTRICT

C. & O. Ry. Co. (Finney Creek Branch) ....	\$ 275,808	\$ 272,983
Virginian Ry. Co. ....	590,203	709,000
Trap Hill Telephone Co. ....	1,300	1,508
United Fuel Gas Co. ....	7,627	12,616
Chesapeake & Potomac Telephone Co. ....	484	680
American Railway Express Co. ....	1,200	1,425
<b>Totals for Trap Hill District. ....</b>	<b>\$ 876,622</b>	<b>\$ 998,212</b>

	1920	1921
<b>MARSH FORK DISTRICT</b>		
Ohio Fuel Oil Co. ....	\$ 8	\$ 15
Virginian Power Co. ....	47,901	90,468
C. & O. Ry. Co. (Cabin Creek Branch).....	182,848	180,578
Chesapeake & Potomac Telephone Co.....	3,765	4,267
Manufacturers Light & Heat Co.....	3,271	3,315
United Fuel Gas Co.....	62,423	61,432
<b>Totals for Marsh Fork District.....</b>	<b>\$ 300,216</b>	<b>\$ 340,075</b>
<b>SLAB FORK DISTRICT</b>		
Appalachian Power Co. ....	\$ 73,230	\$ 88,449
Raleigh & South Western R. R.....	4,000	3,730
Virginian Ry. Co. ....	685,966	777,740
Virginian Power Co. ....	20,578	22,145
Chesapeake & Potomac Telephone Co.....	1,526	2,194
Odd Telephone Co. ....	1,900	1,900
American Railway Express Co.....	1,500	1,775
<b>Totals for Slab Fork District.....</b>	<b>\$ 788,690</b>	<b>\$ 897,933</b>
<b>SHADY SPRINGS DISTRICT</b>		
Odd Telephone Co. ....	\$ 600	\$ 600
C. & O. Ry. Co. (Piney Creek Branch).....	324,055	320,805
Raleigh & Southwestern Ry. Co. ....	10,800	10,800
Virginian Ry. Co. ....	81,659	125,000
Raleigh & Pocahontas R. R. Co. ....	6,000	6,000
Chesapeake & Potomac Telephone Co.....	3,545	4,392
Trap Hill Telephone Co. ....	200	188
Appalachian Power Co. ....	28,920	30,706
Virginian Power Co. ....	28,727	.....
American Railway Express Co.....	1,500	1,775
<b>Totals for Shady Springs District.....</b>	<b>\$ 486,006</b>	<b>\$ 500,266</b>
<b>TOWN DISTRICT</b>		
Virginian Ry. Co. ....	\$ 613,900	\$ 722,000
C. & O. Ry. Co. (Piney Creek Branch).....	289,876	287,000
Piney River & Paint Creek R. R. Co.....	73,000	72,000
Raleigh & Southwestern Ry. Co.....	11,850	11,850
Kanawha, Glen Jean & Eastern R. R. Co.....	85,619	74,078
Beckley Electric Light & Power Co. ....	3,500	6,419
Chesapeake & Potomac Telephone Co.....	18,614	23,428
Trap Hill Telephone Co. ....	2,200	2,480
Oak Hill Telephone Co. ....	2,000	2,000
Odd Telephone Co. ....	400	400
United Fuel Gas Co. ....	1,565	1,499
Virginian Power Co. ....	100,000	100,023
Geo. W. Willis (Hickory Flat Light Line).....	200	200
American Railway Express Co.....	2,000	2,365
<b>Totals for Town District.....</b>	<b>\$ 1,204,724</b>	<b>\$ 1,305,712</b>
<b>RICHMOND DISTRICT</b>		
Virginian Power Co. ....	\$ 440	\$ 440
Chesapeake & Potomac Telephone Co.....	102	70
<b>Totals for Richmond District.....</b>	<b>\$ 542</b>	<b>\$ 510</b>



	1920	1921
<b>SOPHIA MUNICIPALITY (Town District)</b>		
Chesapeake & Potomac Telephone Co.....	\$ 285	\$ 461
Virginian Railway Co.....	12,000	13,000
American Railway Express Co.....	250	305
<b>Totals for Sophia Municipality.....</b>	<b>\$ 12,535</b>	<b>\$ 13,766</b>
<b>LESTER MUNICIPALITY</b>		
American Railway Express Co.....	\$ 300	\$ 365
Chesapeake & Potomac Telephone Co.....	279	335
C. & O. Ry. Co. (Piney Creek Branch).....	25,000	24,744
Virginian Ry. Co.....	40,000	41,000
Trap Hill Telephone Co.....	100	31
<b>Totals for Lester Municipality.....</b>	<b>\$ 65,679</b>	<b>\$ 66,475</b>
<b>MABSCOTT MUNICIPALITY</b>		
Beckley Electric Light & Power Co.....	\$ 28,500	\$ 28,182
Chesapeake & Potomac Telephone Co.....	1,068	1,395
Trap Hill Telephone Co.....	100	63
C. & O. Ry. Co. (Piney Creek Branch).....		70,219
American Railway Express Co.....	750	904
<b>Totals for Mabscott Municipality.....</b>	<b>\$ 30,448</b>	<b>\$ 100,763</b>
<b>BECKLEY MUNICIPALITY</b>		
Virginian Power Co.....	\$ 35,000	\$ 35,000
Piney River & Paint Creek R. R. Co.....	40,310	40,165
Beckley Electric Light & Power Co.....	53,000	60,399
Chesapeake & Potomac Telephone Co.....	20,827	29,315
Trap Hill Telephone Co.....	1,100	760
The Piney Creek Branch R. R. Co.....	70,968	
American Railway Express Co.....	1,327	1,587
<b>Totals for Beckley Municipality.....</b>	<b>\$ 222,532</b>	<b>\$ 167,226</b>
<b>TOTALS FOR RALEIGH COUNTY.....</b>	<b>\$ 4,231,792</b>	<b>\$ 4,625,430</b>
<b>RANDOLPH COUNTY</b>		
A Statement Showing the Assessed Value, by Districts and Municipalities, of the Property of Railroad, Oil and Gas Pipe Line, Water, Light and Power, Telephone and Telegraph, Express, Car Line and Toll Bridge Companies for the Years 1920 and 1921 as Assessed by the Board of Public Works.		
<b>DRY FORK DISTRICT</b>		
Western Maryland R. R. Co. (Durbin Branch).....	\$ 116,467	\$ 109,180
Central West Virginia & Southern R. R. Co.....	68,996	65,520
Glady & Alpena R. R. Co.....	37,476	37,445
West Virginia Mutual Telephone Co.....	1,350	1,350
Western Union Telegraph Co.....	505	440
American Railway Express Co.....	1,120	945
<b>Totals for Dry Fork District.....</b>	<b>\$ 225,914</b>	<b>\$ 214,880</b>

	1920	1921
<b>LEADSVILLE DISTRICT</b>		
Western Maryland R. R. Co.....	\$ 395,856	\$ 371,255
Western Maryland R. R. Co. (Durbin Branch).....	160,944	150,815
Western Maryland R. R. Co. (Huttonsville Ex.).....	6,074	5,694
Western Maryland R. R. Co. (Belington Branch).....	23,528	22,067
Coal & Coke Ry. Co.....	109,109	109,109
West Virginia Central Gas Co.....	12,284	14,275
Western Union Telegraph Co.....	1,585	1,380
Chesapeake & Potomac Telephone Co.....	7,863	9,810
American Railway Express Co.....	85	73
Totals for Leadsville District.....	\$ 717,328	\$ 684,468
<b>NEW INTEREST DISTRICT</b>		
Western Maryland R. R. Co.....	\$ 224,323	\$ 210,300
West Virginia & Maryland Gas Co.....	23,758	23,838
Western Union Telegraph Co.....	1,809	1,575
Chesapeake & Potomac Telephone Co.....	4,749	5,920
American Railway Express Co.....	137	117
Totals for New Interest District.....	\$ 254,776	\$ 241,750
<b>ROARING CREEK DISTRICT</b>		
Coal & Coke Ry. Co.....	\$ 399,280	\$ 399,280
Peoples United Telephone System.....	204	204
Western Union Telegraph Co.....	1,009	875
American Railway Express Co.....	319	269
Totals for Roaring Creek District.....	\$ 400,812	\$ 400,628
<b>BEVERLY DISTRICT</b>		
Western Maryland R. R. Co. (Durbin Branch).....	\$ 319,964	\$ 299,965
Western Maryland R. R. Co. (Huttonville Ex.).....	98,275	92,135
West Virginia Central Gas Co.....	5,075	5,896
Western Union Telegraph Co.....	1,741	1,405
Chenoweth Valley Telephone Co.....	300	
Chesapeake & Potomac Telephone Co.....	3,458	4,315
West Virginia Mutual Telephone Co.....	120	120
Totals for Beverly District.....	\$ 428,933	\$ 403,936
<b>VALLEY BEND DISTRICT</b>		
Greentrier, Cheat & Elk River R. R. Co.....	\$ 206,267	\$ 45,403
Western Maryland R. R. Co. (Durbin Branch).....	130,858	122,690
Western Maryland R. R. Co. (Huttonville Ex.).....	135,060	128,620
West Virginia Central Gas Co.....	6,773	7,870
Western Union Telegraph Co.....	1,008	876
Beverly & Marlinton Telephone Co.....	350	350
American Railway Express Co.....	654	552
Totals for Valley Bend District.....	\$ 480,970	\$ 304,351
<b>HUTTONSVILLE DISTRICT</b>		
Greentrier, Cheat & Elk River R. R. Co.....	\$ 141,869	\$ 31,214
Western Maryland R. R. Co. (Huttonville Ex.).....	30,430	28,300
Valley River R. R. Co.....	33,661	37,400

	1920	1921
West Virginia Central Gas Co.....	324	375
Western Union Telegraph Co.....	1,737	1,510
Beverly & Marlinton Telephone Co.....	650	675
Peoples United Telephone System.....	17	17
W. C. Ward (Water).....	600	600
Chesapeake & Potomac Telephone Co.....	590	735
<b>Totals for Huttonsville District.....</b>	<b>\$ 209,878</b>	<b>\$ 100,826</b>

## MIDDLE FORK DISTRICT

Pickens & Hackers Valley R. R. Co.....	9,189	9,190
B. & O. R. R. Co. (Pickens Branch).....	124,279	124,279
Alexander & Eastern R. R. Co.....	59,400	55,000
Western Union Telegraph Co.....	1,307	1,135
Pickens & Webster Springs R. R. Co.....	20,000	17,500
Beverly & Marlinton Telephone Co.....	100	100
Chemical & Helvetia R. R. Co.....	22,003	22,200
Peoples United Telephone System.....	1,496	1,496
Chesapeake & Potomac Telephone Co.....	466	580
American Railway Express Co.....	839	710
<b>Totals for Middle Fork District.....</b>	<b>\$ 239,079</b>	<b>\$ 232,190</b>

## MINGO DISTRICT

Greenbrier, Cheat & Elk River R. R. Co.....	\$ 74,066	\$ 16,318
Beverly & Marlinton Telephone Co.....	450	450
Valley River R. R. Co.....	7,427	8,256
<b>Totals for Mingo District.....</b>	<b>\$ 81,943</b>	<b>\$ 25,024</b>

## ELKINS MUNICIPALITY

Western Maryland Ry. Co. (Huttonsville Ex.).....	\$ 2,944	\$ 2,760
Western Maryland R. R. Co.....	468,567	439,160
Western Maryland R. R. Co. (Durbin Branch).....	19,807	18,647
Coal & Coke Ry. Co.....	27,671	27,671
Pullman Co.....	4,872	4,596
West Virginia Central Gas Co.....	32,874	38,196
Chesapeake & Potomac Telephone Co.....	24,127	30,115
Western Union Telegraph Co.....	2,334	2,040
Elkins Power Co.....	75,000	75,000
American Railway Express Co.....	7,960	6,725
<b>Totals for Elkins Municipality.....</b>	<b>\$ 666,156</b>	<b>\$ 644,910</b>

## MONTROSE MUNICIPALITY

Western Maryland R. R. Co.....	\$ 42,167	\$ 39,395
West Virginia Central Gas Co.....	693	803
American Railway Express Co.....	655	553
<b>Totals for Montrose Municipality.....</b>	<b>\$ 43,515</b>	<b>\$ 40,751</b>

## BEVERLY MUNICIPALITY

Western Maryland R. R. Co. (Huttonsville Ex.).....	\$ 22,247	\$ 20,855
West Virginia Central Gas Co.....	2,106	2,448
Chesapeake & Potomac Telephone Co.....	670	835
American Railway Express Co.....	655	555
<b>Totals for Beverly Municipality.....</b>	<b>\$ 25,678</b>	<b>\$ 24,6</b>

	1920	1921
<b>MILL CREEK MUNICIPALITY</b>		
Western Maryland R. R. Co. (Huttonville Ex.).....	\$ 16,167	\$ 15,400
Valley River R. R. Co.....	2,335	2,594
West Virginia Central Gas Co.....	2,515	2,922
Beverly & Marlinton Telephone Co.....	225	225
Chesapeake & Potomac Telephone Co.....	285	295
W. C. Ward (Water Co.).....	400	400
American Railway Express Co.....	688	582
<b>Totals for Mill Creek Municipality.....</b>	<b>\$ 22,565</b>	<b>\$ 22,418</b>
<b>HUTTONVILLE MUNICIPALITY</b>		
Western Maryland R. R. Co. (Huttonville Ex.).....	\$ 10,578	\$ 9,900
Valley River R. R. Co.....	1,577	1,750
West Virginia Central Gas Co.....	1,178	1,370
Beverly & Marlinton Telephone Co.....	200	200
Chesapeake & Potomac Telephone Co.....	264	330
American Railway Express Co.....	655	553
<b>Totals for Huttonville Municipality.....</b>	<b>\$ 14,452</b>	<b>\$ 14,103</b>
<b>HARDING MUNICIPALITY</b>		
Western Maryland R. R. Co.....	\$ 42,426	\$ 39,895
Coal & Coke Ry. Co.....	28,316	28,316
American Railway Express Co.....	575	485
<b>Totals for Harding Municipality.....</b>	<b>\$ 71,317</b>	<b>* 68,696</b>
<b>COALTON (OR WOMELSDORF) MUNICIPALITY</b>		
Coal & Coke Ry. Co.....	\$ 17,743	\$ 17,743
American Railway Express Co.....	627	531
<b>Totals for Coalton (or Womelsdorf) Municipality.....</b>	<b>\$ 18,370</b>	<b>\$ 18,274</b>
<b>TOTALS FOR RANDOLPH COUNTY.....</b>	<b>\$ 3,901,686</b>	<b>\$ 3,441,898</b>
<b>RITCHIE COUNTY</b>		
A Statement Showing the Assessed Value, by Districts and Municipalities, of the Property of Railroad, Oil and Gas Pipe Line, Water, Light and Power, Telephone and Telegraph, Express, Car Line and Toll Bridge Companies for the Years 1920 and 1921 as Assessed by the Board of Public Works.		
<b>GRANT DISTRICT</b>		
Harrisville Southern R. R. Co.....	\$ 55,000	\$ 60,000
B. & O. R. R. Co. (Parkersburg Branch).....	1,151,000	1,151,000
Cairo & Kanawha Ry. Co.....	36,000	36,000
Eureka Pipe Line Co.....	679,929	668,443
Reserve Gas Co.....	208,470	222,731
West Virginia Heat & Light Co.....	13,000	17,356
Hope Natural Gas Co.....	506,599	458,528
Imperial Oil & Gas Products Co.....	3,247	5,902
Chesapeake & Potomac Telephone Co.....	7,451	10,071
American Telephone & Telegraph Co.....	5,960	7,217
Independent Home Telephone Co.....	1,700	2,000
Berea & Slab Telephone Co.....	2,306	2,519
Western Union Telegraph Co.....	9,200	12,422
Pullman Co.....	6,080	5,500
American Railway Express Co.....	2,200	1,900
<b>Totals for Grant District.....</b>	<b>\$ 2,689,142</b>	<b>\$ 2,661,589</b>

	1920	1921
<b>MURPHY DISTRICT</b>		
Cairo & Kanawha Ry. Co.....	\$ 18,000	\$ 18,000
Eureka Pipe Line Co.....	253,277	235,010
Hope Natural Gas Co.....	1,151,271	1,182,645
Carnegie Natural Gas Co.....	7,583	5,890
Pritchard Telephone Co.....	578	752
Berea & Slab Telephone Co.....	2,133	2,132
Monongahela Valley Traction Co. (Gas Dept.).....	585	509
<b>Totals for Murphy District.....</b>	<b>\$ 1,433,427</b>	<b>\$ 1,454,938</b>

	1920	1921
<b>CLAY DISTRICT</b>		
B. & O. R. R. Co. (Parkersburg Branch).....	\$ 652,813	\$ 652,813
Lorama R. R. Co.....	6,000	6,000
Eureka Pipe Line Co.....	273,735	287,437
Reserve Gas Co.....	294,491	311,346
West Virginia Heat & Light Co.....	17,500	27,257
Hope Natural Gas Co.....	363,547	353,013
Pittsburg & West Virginia Gas Co.....	417,898	469,172
Imperial Oil & Gas Products Co.....	140,290	206,246
Carnegie Natural Gas Co.....	264,320	308,416
American Telephone & Telegraph Co.....	4,422	5,354
Pritchard Telephone Co.....	850	1,287
Finch Telephone Co.....	245	500
Western Union Telegraph Co.....	5,017	6,800
North Bend & Southern Telephone Co.....	618	618
Chesapeake & Potomac Telephone Co.....	9,489	10,234
Pullman Co.....	3,200	3,181
M. K. Duty (Telephone).....	175	175
American Railway Express Co.....	1,415	1,128
<b>Totals for Clay District.....</b>	<b>\$ 2,456,025</b>	<b>\$ 2,630,977</b>

	1920	1921
<b>UNION DISTRICT</b>		
Lorama R. R. Co.....	\$ 7,500	\$ 7,500
Eureka Pipe Line Co.....	112,198	108,909
Reserve Gas Co.....	116,929	124,652
Hope Natural Gas Co.....	323,500	479,046
Pittsburg & West Virginia Gas Co.....	29,750	56,916
Imperial Oil & Gas Products Co.....	7,725	14,335
Carnegie Natural Gas Co.....	70,043	84,663
Berea Heat & Light Co.....	5,000	.....
Pritchard Telephone Co.....	2,186	2,637
Berea & Slab Telephone Co.....	1,420	1,352
Monongahela Valley Traction Co. (Gas Dept.).....	840	729
<b>Totals for Union District.....</b>	<b>\$ 677,091</b>	<b>\$ 880,739</b>

	1920	1921
<b>HARRISVILLE INDEPENDENT DISTRICT</b>		
Lorama R. R. Co.....	\$ 650	\$ 650
Hope Natural Gas Co.....	.....	1,855
Harrisville Southern R. R. Co.....	6,000	10,000
<b>Totals for Harrisville Independent District.....</b>	<b>\$ 6,650</b>	<b>\$ 12,505</b>

	1920	1921
<b>CAIRO MUNICIPALITY</b>		
B. & O. R. R. Co. (Parkersburg Branch).....	\$ 69,000	\$ 69,000
Cairo & Kanawha Ry. Co.....	6,000	6,000
Eureka Pipe Line Co.....	27,356	27,000
West Virginia Heat & Light Co.....	3,500	9,291
Berea & Slab Telephone Co.....	1,914	2,456
Western Union Telegraph Co.....	800	1,000
Pullman Co.....	500	500
American Railway Express Co.....	200	200
<b>Totals for Cairo Municipality.....</b>	<b>\$ 109,270</b>	<b>\$ 115,447</b>
<b>ELLENBORO MUNICIPALITY</b>		
Berea & Slab Telephone Co.....	\$ 390	\$ 428
B. & O. R. R. Co. (Parkersburg Branch).....	77,000	77,000
West Virginia Heat & Light Co.....	2,500	.....
Reserve Gas Co.....	14,859	16,881
Finch Telephone Co.....	50	.....
Western Union Telegraph Co.....	600	700
Chesapeake & Potomac Telephone Co.....	366	363
Pullman Co.....	300	300
Hope Natural Gas Co.....	9	11
American Railway Express Co.....	200	200
<b>Totals for Ellenboro Municipality.....</b>	<b>\$ 96,214</b>	<b>\$ 95,883</b>
<b>AUBURN MUNICIPALITY</b>		
Pritchard Telephone Co.....	\$ 167	\$ 265
<b>Totals for Auburn Municipality.....</b>	<b>\$ 167</b>	<b>\$ 265</b>
<b>PENNSBORO MUNICIPALITY</b>		
West Virginia Heat & Light Co.....	\$ 9,000	\$ 4,094
B. & O. R. R. Co. (Parkersburg Branch).....	115,000	115,000
Lorama R. R. Co.....	4,500	4,500
American Telephone & Telegraph Co.....	714	867
Western Union Telegraph Co.....	800	1,000
Pritchard Telephone Co.....	276	549
Chesapeake & Potomac Telephone Co.....	5,948	7,592
Pullman Co.....	500	500
Hope Natural Gas Co.....	211	297
American Railway Express Co.....	300	300
<b>Totals for Pennsboro Municipality.....</b>	<b>\$ 137,249</b>	<b>\$ 134,699</b>
<b>HARRISVILLE MUNICIPALITY</b>		
Lorama R. R. Co.....	\$ 600	\$ 600
Chesapeake & Potomac Telephone Co.....	126	187
Pritchard Telephone Co.....	51	.....
Berea & Slab Telephone Co.....	1,837	2,113
Harrisville Southern R. R. Co.....	24,000	30,000
Imperial Oil & Gas Products Co.....	5,098	7,535
<b>Totals for Harrisville Municipality.....</b>	<b>\$ 31,712</b>	<b>\$ 40,426</b>

	1920	1921
<b>PULLMAN MUNICIPALITY</b>		
Corama R. R. Co. ....	\$ 750	\$ 750
Pritchard Telephone Co. ....	53	162
<b>Totals for Pullman Municipality. ....</b>	<b>\$ 803</b>	<b>\$ 912</b>
<b>TOTALS FOR RITCHIE COUNTY. ....</b>	<b>\$ 7,637,750</b>	<b>\$ 8,028,380</b>

#### ROANE COUNTY

A Statement Showing the Assessed Value, by Districts and Municipalities, of the Property of Railroad, Oil and Gas Pipe Line, Water, Light and Power, Telephone and Telegraph, Express, Car Line and Toll Bridge Companies for the Years 1920 and 1921 as Assessed by the Board of Public Works.

#### CURTIS DISTRICT

Godfrey L. Catot. ....	\$ 20,000	\$ 20,000
Eureka Pipe Line Co. ....	18,920	13,022
United Fuel Gas Co. ....	806,797	845,175
Ohio Fuel Oil Co. ....	24,844	53,819
<b>Totals for Curtis District. ....</b>	<b>\$ 870,561</b>	<b>\$ 932,016</b>

#### HARPER DISTRICT

Eureka Pipe Line Co. ....	\$ 358,736	\$ 346,772
United Fuel Gas Co. ....	29,702	26,068
Ohio Fuel Oil Co. ....	37,827	37,022
<b>Totals for Harper District. ....</b>	<b>\$ 426,265</b>	<b>\$ 409,862</b>

#### REEDY DISTRICT

Ohio Fuel Oil Co. ....	\$ 2,712	\$ 5,579
B. & O. R. R. Co. (Rav., Spen. & Glen. R. R.).....	183,785	183,785
United Fuel Gas Co. ....	11,899	11,430
Chesapeake & Potomac Telephone Co. ....	12,545	14,498
Western Union Telegraph Co. ....	4,158	4,321
Eureka Pipe Line Co. ....	86	.....
Hope Natural Gas Co. ....	496	692
<b>Totals for Reedy District. ....</b>	<b>\$ 215,671</b>	<b>\$ 220,305</b>

#### SPENCER DISTRICT

B. & O. R. R. Co. (Rav., Spen. & Glen. R. R.).....	\$ 77,618	\$ 77,618
Eureka Pipe Line Co. ....	231,354	228,885
United Fuel Gas Co. ....	363,923	420,546
Ohio Fuel Oil Co. ....	95,016	133,244
Godfrey L. Catot. ....	216,000	216,000
Hope Natural Gas Co. ....	397	496
Chesapeake & Potomac Telephone Co. ....	13,110	15,065
Western Union Telegraph Co. ....	697	860
Spencer Water & Ice Co. ....	18,200	18,000
<b>Totals for Spencer District. ....</b>	<b>\$ 1,016,315</b>	<b>\$ 1,110,714</b>

#### SPENCER INDEPENDENT DISTRICT

B. & O. R. R. Co. (Rav., Spen. & Glen. R. R.).....	\$ 28,440	\$ 28,440
Spencer Water & Ice Co. ....	1,200	.....

	1920	1921
Western Union Telegraph Co.....	316	476
Godfrey L. Cabot.....	2,000	2,000
United Fuel Gas Co.....	6,186	5,539
<b>Totals for Spencer Independent District.....</b>	<b>\$ 38,151</b>	<b>\$ 36,455</b>
<b>GEARY DISTRICT</b>		
Eureka Pipe Line Co.....	\$ 6,765	\$ 6,659
United Fuel Gas Co.....	1,121,826	1,289,591
Ohio Fuel Oil Co.....	172	658
<b>Totals for Geary District.....</b>	<b>\$ 1,128,763</b>	<b>\$ 1,296,908</b>
<b>SMITHFIELD DISTRICT</b>		
Hope Natural Gas Co.....	\$ 300	\$ 375
United Fuel Gas Co.....	184,379	246,610
Eureka Pipe Line Co.....	131,611	129,346
Ohio Fuel Oil Co.....	497,311	688,292
<b>Totals for Smithfield District.....</b>	<b>\$ 813,601</b>	<b>\$ 1,064,623</b>
<b>WALTON DISTRICT</b>		
Eureka Pipe Line Co.....	\$ 95,927	\$ 96,175
United Fuel Gas Co.....	788,922	922,522
Ohio Fuel Oil Co.....	317,794	407,809
Chesapeake & Potomac Telephone Co.....	12,449	13,939
<b>Totals for Walton District.....</b>	<b>\$ 1,215,092</b>	<b>\$ 1,440,445</b>
<b>REEDY MUNICIPALITY</b>		
B. & O. R. R. Co. (R. S. & G. R. R.).....	\$ 21,570	\$ 21,570
Western Union Telegraph Co.....	253	414
Chesapeake & Potomac Telephone Co.....	1,149	1,314
United Fuel Gas Co.....	3,258	3,214
<b>Totals for Reedy Municipality.....</b>	<b>\$ 26,230</b>	<b>\$ 26,512</b>
<b>SPENCER MUNICIPALITY</b>		
B. & O. R. R. Co. (Rav., Spen. & Glen. R. R.).....	\$ 37,089	\$ 37,089
Eureka Pipe Line Co.....	7,617	6,758
Godfrey L. Cabot.....	10,000	12,000
United Fuel Gas Co.....	130,940	135,819
Chesapeake & Potomac Telephone Co.....	10,636	14,552
Western Union Telegraph Co.....	253	774
Spencer Water & Ice Co.....	15,000	22,000
Wieland Electric Co.....	5,000	.....
American Railway Express Co.....	2,152	1,859
<b>Totals for Spencer Municipality.....</b>	<b>\$ 218,687</b>	<b>\$ 230,851</b>
<b>ALVORD MUNICIPALITY</b>		
United Fuel Gas Co.....	\$ 1,627	\$ .....
Chesapeake & Potomac Telephone Co.....	760	.....
Godfrey L. Cabot.....	2,000	.....
Spencer Water & Ice Co.....	600	.....
<b>Totals for Alvord Municipality.....</b>	<b>\$ 4,987</b>	<b>\$ .....</b>
<b>TOTALS FOR ROANE COUNTY.....</b>	<b>\$ 5,974,323</b>	<b>\$ 6,768,691</b>



1920 1921

## SUMMERS COUNTY

A Statement Showing the Assessed Value, by Districts and Municipalities, of the Property of Railroad, Oil and Gas Pipe Line, Water, Light and Power, Telephone and Telegraph, Express, Car Line and Toll Bridge Companies for the Years 1920 and 1921 as Assessed by the Board of Public Works.

## FOREST HILL DISTRICT

Virginian Power Co.....	\$ 13,860	\$ 13,860
Summers & Mercer Mutual Telephone Co.....	500	500
Monroe Mutual Telephone Co.....	400	
Marie Telephone Co.....	600	600
<b>Totals for Forest Hill District.....</b>	<b>\$ 15,360</b>	<b>\$ 14,960</b>

## GREENBRIER DISTRICT

Virginian Power Co.....	\$ 2,200	\$ 2,200
Hinton Toll Bridge Co.....	20,000	20,000
C. & O. Ry. Co.....	437,873	436,604
Chesapeake & Potomac Telephone Co.....	13,067	16,202
Western Union Telegraph Co.....	292	464
Pullman Co.....	1,523	1,323
Virginia Western Power Co.....	14,714	18,706
Bellepoint Water Works Co.....	1,500	1,500
American Railway Express Co.....	181	197
<b>Totals for Greenbrier District.....</b>	<b>\$ 491,340</b>	<b>\$ 497,195</b>

## GREEN SULPHUR DISTRICT

Virginian Power Co.....	\$ 1,100	\$.....
Sewell Valley R. R. Co.....	96,610	101,707
C. & O. Ry. Co.....	1,236,721	1,141,075
Chesapeake & Potomac Telephone Co.....	8,755	10,727
Western Union Telegraph Co.....	3,224	4,317
Pullman Co.....	5,380	4,523
American Railway Express Co.....	1,768	1,483
<b>Totals for Green Sulphur District.....</b>	<b>\$ 1,352,548</b>	<b>\$ 1,263,832</b>

## JUMPING BRANCH DISTRICT

Virginian Power Co.....	\$ 330	\$ 330
Hinton Toll Bridge Co.....	22,500	22,500
Chesapeake & Potomac Telephone Co.....	337	445
Stone Mutual Telephone Co.....	450	450
<b>Totals for Jumping Branch District.....</b>	<b>\$ 23,617</b>	<b>\$ 23,725</b>

## PIPESTEM DISTRICT

Virginian Power Co.....	\$ 19,360	\$ 19,360
Summers & Mercer Mutual Telephone Co.....	200	200
Stone Mutual Telephone Co.....	300	300
<b>Totals for Pipestem District.....</b>	<b>\$ 19,860</b>	<b>\$ 19,860</b>

## TALCOTT DISTRICT

C. & O. Ry. Co.....	\$ 1,236,721	\$ 1,221,076
Chesapeake & Potomac Telephone Co.....	13,057	15,683

	1920	1921
Monroe Mutual Telephone Co.....	200	.....
Western Union Telegraph Co.....	3,224	4,817
Pullman Co.....	5,380	5,023
Virginia Western Power Co.....	32,733	40,896
American Railway Express Co.....	1,758	1,883
<b>Totals for Talcott District.....</b>	<b>\$ 1,293,073</b>	<b>\$ 1,289,378</b>

## AVIS MUNICIPALITY

C. & O. Ry. Co.....	\$ 175,148	\$ 174,605
Hinton Water, Light & Supply Co.....	50,000	50,000
Chesapeake & Potomac Telephone Co.....	3,961	5,042
Western Union Telegraph Co.....	452	1,102
Pullman Co.....	571	621
American Railway Express Co.....	356	381
<b>Totals for Avis Municipality.....</b>	<b>\$ 230,488</b>	<b>\$ 231,751</b>

## HINTON MUNICIPALITY

Virginia Western Power Co.....	\$ 35,165	\$ 48,663
C. & O. Ry. Co.....	262,724	262,000
Hinton Water, Light & Supply Co.....	25,000	25,000
Chesapeake & Potomac Telephone Co.....	28,158	35,312
Western Union Telegraph Co.....	743	719
Pullman Co.....	653	753
Hinton Toll Bridge Co.....	2,500	2,500
Stone Mutual Telephone Co.....	50	50
American Railway Express Co.....	356	381
<b>Totals for Hinton Municipality.....</b>	<b>\$ 355,349</b>	<b>\$ 375,378</b>

## MEADOW CREEK MUNICIPALITY

C. & O. Ry. Co.....	\$.....	\$ 80,000
The Sewell Valley Railroad Co.....	.....	5,000
American Express Co.....	.....	400
Pullman Co.....	.....	500
Western Union Telegraph Co.....	.....	500
<b>Totals for Meadow Creek Municipality.....</b>	<b>\$.....</b>	<b>\$ 86,400</b>
<b>TOTALS FOR SUMMERS COUNTY.....</b>	<b>\$ 3,781,635</b>	<b>\$ 3,802,479</b>

## TAYLOR COUNTY

A Statement Showing the Assessed Value, by Districts and Municipalities, of the Property of Railroad, Oil and Gas Pipe Line, Water, Light and Power, Telephone and Telegraph, Express, Car Line and Toll Bridge Companies for the Years 1920 and 1921 as Assessed by the Board of Public Works.

## KNOTTSVILLE DISTRICT

Fruit Growers Express.....	\$ 800	\$ 553
B. & O. R. R. Co. (Monongah Division).....	497,712	497,712
B. & O. R. R. Co. (Grafton & Belington R. R.).....	495,315	495,315
American Telephone & Telegraph Co.....	1,734	2,100
Citizens United Telephone Co.....	200	200
Western Union Telegraph Co.....	3,000	3,500
Chesapeake & Potomac Telephone Co.....	2,166	2,667
Pullman Co.....	2,560	2,423
Transcontinental Oil Co.....	.....	1,300

	1920	1921
Pittsburg & West Virginia Gas Co.....	326	325
American Railway Express Co.....	1,345	1,195
<b>Totals for Knottsville District.....</b>	<b>\$ 1,005,167</b>	<b>\$ 1,007,280</b>

## FETTERMAN DISTRICT

B. & O. R. R. Co. (Cumberland Div.).....	\$ 1,008,993	\$ 1,008,993
B. & O. R. R. Co. (Wheeling Div.).....	307,931	307,931
Pittsburg & West Virginia Gas Co.....	18,647	18,939
American Telephone & Telegraph Co.....	7,706	9,331
Western Union Telegraph Co.....	3,000	3,500
Bridgeport Telephone Co.....	220	.....
Chesapeake & Potomac Telephone Co.....	6,642	8,311
Pullman Co.....	2,569	2,423
Transcontinental Oil Co.....	.....	1,300
Fruit Growers Express Co.....	800	553
American Railway Express Co.....	1,245	1,095
<b>Totals for Fetterman District.....</b>	<b>\$ 1,357,753</b>	<b>\$ 1,362,376</b>

## COURT HOUSE DISTRICT

Pittsburg & West Virginia Gas Co.....	\$ 26,059	\$ 27,352
B. & O. R. R. Co. (Monongah Div.).....	789,900	789,900
Hope Natural Gas Co.....	7,091	8,761
American Telephone & Telegraph Co.....	1,105	1,338
Pruntytown Telephone Co.....	700	600
Flemington Telephone Co.....	739	606
Western Union Telegraph Co.....	3,000	3,500
Peoples United Telephone System.....	493	493
Pullman Co.....	2,569	2,423
Webeter Telephone Co.....	700	700
Chesapeake & Potomac Telephone Co.....	27,091	18,902
Transcontinental Oil Co.....	.....	1,300
Comet Oil & Gas Co.....	28,000	18,426
Fruit Growers Express Co.....	800	553
American Railway Express Co.....	1,053	903
<b>Totals for Court House District.....</b>	<b>\$ 889,300</b>	<b>\$ 875,757</b>

## FLEMINGTON DISTRICT

B. & O. R. R. Co. (Monongah Div.).....	\$ 464,425	\$ 464,425
Hope Natural Gas Co.....	15,226	17,111
Transcontinental Oil Co.....	.....	1,300
Astor Branch Ry.....	1,705	1,705
American Telephone & Telegraph Co.....	1,227	1,486
Flemington Telephone Co.....	1,661	1,947
Bridgeport Telephone Co.....	71	261
Western Union Telegraph Co.....	3,000	3,500
J. B. Cathers (Gas).....	9,000	10,000
Pullman Co.....	21,569	2,423
Monongahela Valley Traction Co.....	.....	3,500
Chesapeake & Potomac Telephone Co.....	5,121	10,918
Pittsburg & West Virginia Gas Co.....	11,214	12,206
Fruit Growers Express Co.....	800	553
American Railway Express Co.....	745	594
<b>Totals for Flemington District.....</b>	<b>\$ 516,764</b>	<b>\$ 531,929</b>

	1920	1921
<b>BOOTHS CREEK DISTRICT</b>		
Pittsburg & West Virginia Gas Co.....	\$ 179,471	\$ 187,961
Hope Natural Gas Co.....	75,244	75,484
Flemington Telephone Co.....	190	129
Chesapeake & Potomac Telephone Co.....	3,566	5,296
American Telephone & Telegraph Co.....	2,455	2,972
Pruntytown Telephone Co.....	1,200	1,200
Bridgeport Telephone Co.....	872	.....
Comet Oil & Gas Co.....	117,000	78,359
<b>Totals for Booths Creek District.....</b>	<b>\$ 379,998</b>	<b>\$ 351,401</b>
<b>PRUNTYTOWN INDEPENDENT DISTRICT</b>		
Pittsburg & West Virginia Gas Co.....	\$ 12,019	\$ 12,219
Comet Oil & Gas Co.....	1,200	805
<b>Totals for Pruntytown Independent District.....</b>	<b>\$ 13,219</b>	<b>\$ 13,024</b>
<b>GRAFTON MUNICIPALITY</b>		
Asphalt & Refining Co.....	\$.....	\$ 600
B. & O. R. R. Co. (Wheeling Div.).....	923,793	923,793
B. & O. R. R. Co. (Monongah Div.).....	908,747	908,747
West Virginia Midland R. R. Co.....	45	45
Grafton Light & Power Co.....	130,000	100,000
American Telephone & Telegraph Co.....	1,076	1,643
Western Union Telegraph Co.....	4,520	6,593
Fruit Growers Express Co.....	800	554
Pullman Co.....	2,569	2,426
Transcontinental Oil Co.....	.....	2,500
Chesapeake & Potomac Telephone Co.....	64,175	92,451
Pittsburg & West Virginia Gas Co.....	80,262	79,878
Comet Oil & Gas Co.....	3,800	2,410
American Railway Express Co.....	962	894
<b>Totals for Grafton Municipality.....</b>	<b>\$ 2,120,749</b>	<b>\$ 2,122,534</b>
<b>TOTALS FOR TAYLOR COUNTY.....</b>	<b>\$ 6,282,950</b>	<b>\$ 6,264,301</b>

**TUCKER COUNTY**

A Statement Showing the Assessed Value, by Districts and Municipalities, of the Property of Railroad, Oil and Gas Pipe Line, Water, Light and Power, Telephone and Telegraph, Express, Car Line and Toll Bridge Companies for the Years 1920 and 1921 as Assessed by the Board of Public Works.

**DRY FORK DISTRICT**

C. West Virginia & S. Ry. Co.....	\$ 80,404	\$ 83,040
Glady & Alpena R. R. Co.....	7,524	7,555
West Virginia Mutual Telephone Co.....	350	350
American Railway Express Co.....	385	332
<b>Totals for Dry Fork District.....</b>	<b>\$ 88,663</b>	<b>\$ 91,277</b>

**CLOVER DISTRICT**

West Virginia and Maryland Gas Co.....	\$ 5,860	\$ 5,520
<b>Totals for Clover District.....</b>	<b>\$ 5,860</b>	<b>\$ 5,520</b>

	1920	1921
<b>ST. GEORGE DISTRICT</b>		
Preston R. R. Co.....	\$ 53,684	\$ 53,821
West Virginia & Maryland Gas Co.....	28,600	25,057
Egion Mutual Telephone Co.....	200	200
Duncan Telephone Co.....	40	110
Chesapeake & Potomac Telephone Co.....	676	.....
	<hr/>	<hr/>
Totals for St. George District.....	\$ 81,200	\$ 78,988
<b>BLACK FORK DISTRICT</b>		
Western Maryland R. R. Co.....	\$ 513,300	\$ 481,218
C. West Virginia & S. Ry. Co.....	10,140	10,472
West Virginia Central Gas Co.....	15,865	17,180
West Virginia & Maryland Gas Co.....	44,250	41,684
Chesapeake & Potomac Telephone Co.....	9,274	.....
Duncan Telephone Co.....	75	210
West Virginia Mutual Telephone Co.....	60	60
Parsons Electric Co.....	1,280	1,280
	<hr/>	<hr/>
Totals for Black Fork District.....	\$ 594,244	\$ 552,104
<b>FAIRFAX DISTRICT</b>		
Western Maryland R. R. Co.....	\$ 330,000	\$ 309,375
Western Maryland R. R. Co. (Davis Branch).....	56,700	53,150
West Virginia & Maryland Gas Co.....	58,600	55,111
Duncan Telephone Co.....	40	110
Chesapeake & Potomac Telephone Co.....	2,495	.....
	<hr/>	<hr/>
Totals for Fairfax District.....	\$ 447,835	\$ 417,746
<b>LICKING DISTRICT</b>		
West Virginia & Maryland Co.....	\$ 9,574	\$ 9,019
	<hr/>	<hr/>
Totals for Licking District.....	\$ 9,574	\$ 9,019
<b>DAVIS DISTRICT</b>		
West Virginia & Maryland Gas Co.....	\$ 19,100	\$.....
Duncan Telephone Co.....	80	220
Western Maryland R. R. Co. (Davis Branch).....	50,300	47,150
West Virginia Mutual Telephone Co.....	40	40
Chesapeake & Potomac Telephone Co.....	846	.....
	<hr/>	<hr/>
Totals for Davis District.....	\$ 70,366	\$ 47,410
<b>THOMAS MUNICIPALITY</b>		
Western Maryland R. R. Co.....	\$ 99,000	\$ 92,813
Western Maryland R. R. Co. (Davis Branch).....	11,856	11,121
West Virginia & Maryland Gas Co.....	21,480	20,235
Western Union Telegraph Co.....	1,297	1,297
Duncan Telephone Co.....	20	60
Chesapeake & Potomac Telephone Co.....	1,237	.....
American Railway Express Co.....	1,195	1,033
	<hr/>	<hr/>
Totals for Thomas Municipality.....	\$ 136,085	\$ 126,559

	1920	1921
<b>PARSONS MUNICIPALITY</b>		
Western Maryland R. R. Co.....	\$ 49,500	\$ 46,399
West Virginia Central Gas Co.....	11,939	12,930
Western Union Telegraph Co.....	1,297	1,300
Duncan Telephone Co.....	630	1,700
Parsons Electric Co.....	5,340	5,140
Chesapeake & Potomac Telephone Co.....	3,105	
American Railway Express Co.....	1,190	1,027
<b>Totals for Parsons Municipality.....</b>	<b>\$ 73,001</b>	<b>\$ 68,496</b>
<b>DAVIS MUNICIPALITY</b>		
Duncan Telephone Co.....	\$ 60	\$ 170
Western Maryland R. R. Co. (Davis Branch).....	21,700	20,350
West Virginia & Maryland Gas Co.....		17,992
Western Union Telegraph Co.....	1,295	1,295
Davis Electric Light Co.....	8,000	
Chesapeake & Potomac Telephone Co.....	1,980	
American Railway Express Co.....	1,195	1,033
<b>Totals for Davis Municipality.....</b>	<b>\$ 34,230</b>	<b>\$ 46,840</b>
<b>HENDRICKS MUNICIPALITY</b>		
Hendricks Water Co.....	\$ 2,000	\$ 2,000
Western Maryland R. R. Co.....	35,500	33,287
C. West Va. & S. Ry. Co.....	15,460	15,968
West Virginia Central Gas Co.....	2,759	2,985
Western Union Telegraph Co.....	1,297	1,300
Chesapeake & Potomac Telephone Co.....	206	
Parsons Electric Co.....	380	380
Duncan Telephone Co.....	25	60
American Railway Express Co.....	1,190	1,027
<b>Totals for Hendricks Municipality.....</b>	<b>\$ 58,817</b>	<b>\$ 57,007</b>
<b>HAMBLETON MUNICIPALITY</b>		
Duncan Telephone Co.....	\$	\$ 60
Western Maryland R. R. Co.....	9,636	9,036
West Virginia Central Gas Co.....	2,410	2,600
Hambleton Water Co.....	2,500	2,500
Western Union Telegraph Co.....	1,297	1,300
American Railway Express Co.....	1,190	1,029
Chesapeake & Potomac Telephone Co.....	200	200
<b>Totals for Hambleton Municipality.....</b>	<b>\$ 17,233</b>	<b>\$ 16,725</b>
<b>TOTALS FOR TUCKER COUNTY.....</b>	<b>\$ 1,617,108</b>	<b>\$ 1,511,691</b>

#### TYLER COUNTY

A Statement Showing the Assessed Value, by Districts and Municipalities, of the Property of Railroad, Oil and Gas Pipe Line, Water, Light and Power, Telephone and Telegraph, Express, Car Line and Toll Bridge Companies for the Years 1920 and 1921 as Assessed by the Board of Public Works.

#### CENTERVILLE DISTRICT

Imperial Oil & Gas Products Co.....	\$ 50	\$ 87
Eureka Pipe Line Co.....	145,589	145,849

	1920	1921
Pittsburg & West Virginia Gas Co.....	184,370	193,156
Hope Natural Gas Co.....	351,118	393,691
Carnegie Natural Gas Co.....	147,563	134,661
Centerville Pipe Line & Gas Co.....	325	329
Pure Oil Pipe Line Co.....	2,930	2,934
Inland Telephone & Telegraph Co.....	852	847
North Bend & Southern Telephone Co.....	403	403
Chesapeake & Potomac Telephone Co.....	610	675
West Virginia Pipe Line Co.....		13,284
<b>Totals for Centerville District.....</b>	<b>\$ 833,810</b>	<b>\$ 885,916</b>

## ELLEWORTH DISTRICT

Middletourne Water Co.....	\$ 2,000	\$ 1,000
Chesapeake & Potomac Telephone Co.....	1,346	1,528
Eureka Pipe Line Co.....	153,018	147,145
Hope Natural Gas Co.....	138,457	140,116
Pure Oil Pipe Line Co.....	49,842	47,431
Reno Gas Co.....	35	42
Carnegie Natural Gas Co.....	49,983	48,714
Manufacturers Light & Heat Co.....	444,668	447,921
Inland Telephone & Telegraph Co.....	1,602	1,593
Short Line Telephone Co.....	974	936
North Bend & Southern Telephone Co.....	279	279
Tyler Traction Co.....	39,880	36,500
<b>Totals for Ellsworth District.....</b>	<b>\$ 882,024</b>	<b>\$ 873,205</b>

## MCELROY DISTRICT

Eureka Pipe Line Co.....	\$ 594,409	\$ 577,569
Pittsburg & West Virginia Gas Co.....	384,659	391,665
Hope Natural Gas Co.....	805,289	598,227
Manufacturers Light & Heat Co.....	351,416	359,116
Chesapeake & Potomac Telephone Co.....	1,122	1,184
Pure Oil Pipe Line.....	9,210	9,167
Carnegie Natural Gas Co.....	101,938	106,926
Centerville Pipe Line & Gas Co.....	450	441
Inland Telephone & Telegraph Co.....	733	729
West Virginia Pipe Line.....	9,000	45,533
Short Line Telephone Co.....	431	454
Peoples United Telephone Co.....	561	561
<b>Totals for McElroy District.....</b>	<b>\$ 2,259,218</b>	<b>\$ 2,091,613</b>

## PADEN CITY MUNICIPALITY

Ohio River R. R.....	\$ 7,000	\$ 7,000
Sistersville & New Martinsville Traction Co.....	1,800	3,000
Hope Natural Gas Co.....	4,488	3,794
<b>Totals for Paden City Municipality.....</b>	<b>\$ 13,288</b>	<b>\$ 13,794</b>

## LINCOLN DISTRICT

B. & O. R. R. Co. (Ohio River R. R.).....	\$ 268,000	\$ 268,000
Sistersville & New Martinsville Traction Co.....	26,200	33,172
Eureka Pipe Line Co.....	100,722	96,198
Hope Natural Gas Co.....	53,869	39,677
Manufacturers Light & Heat Co.....	1,915	1,136
West Virginia Light & Power Co.....	7,000	11,100

	1920	1921
Inland Telephone & Telegraph Co.....	910	950
Short Line Telephone Co.....	355	267
Western Union Telegraph Co.....	700	750
Chesapeake & Potomac Telephone Co.....	14,050	18,510
Pullman Co.....	1,800	1,597
Pure Oil Pipe Line.....	11,128	11,032
Eastern Refining Co.....	2,000	5,000
Tyler Traction Co.....	73,000	70,000
Reno Gas Co.....	140	142
<b>Totals for Lincoln District.....</b>	<b>\$ 561,789</b>	<b>\$ 557,531</b>

## MEADE DISTRICT

Eureka Pipe Line Co.....	\$ 147,688	\$ 144,503
West Virginia Pipe Line Co.....		13,817
Hope Natural Gas Co.....	4,895	5,303
Pure Oil Pipe Line.....	1,226	1,215
Carnegie Natural Gas Co.....	500	434
Inland Telephone & Telegraph Co.....	594	592
Finch Telephone Co.....	40	
North Bend & Southern Telephone Co.....	1,200	1,200
<b>Totals for Meade District.....</b>	<b>\$ 156,143</b>	<b>\$ 167,064</b>

## UNION DISTRICT

Reno Gas Co.....	\$ 200	\$ 200
B. & O. R. R. Co. (Ohio River R. R.).....	401,282	401,782
Eureka Pipe Line Co.....	89,468	86,908
Pure Oil Pipe Line.....	6,112	5,454
Hope Natural Gas Co.....	4,987	3,535
Inland Telephone & Telegraph Co.....	777	774
West Virginia Pipe Line.....	68,000	38,072
Finch Telephone Co.....		50
Western Union Telegraph Co.....	1,098	900
Chesapeake & Potomac Telephone Co.....	8,223	12,637
Pullman Co.....	2,600	2,400
American Railway Express Co.....	450	379
<b>Totals for Union District.....</b>	<b>\$ 583,197</b>	<b>\$ 553,091</b>

## SISTERSVILLE MUNICIPALITY

Reno Gas Co.....	\$ 445	\$ 436
Chesapeake & Potomac Telephone Co.....	19,667	36,045
Tyler Traction Co.....	17,700	15,000
B. & O. R. R. Co. (Ohio River R. R.).....	88,000	88,000
Sistersville & New Martinsville Traction Co.....	3,886	5,000
Eureka Pipe Line Co.....	68,013	79,974
Hope Natural Gas Co.....	25,787	33,159
Western Union Telegraph Co.....	700	750
Pullman Co.....	1,015	1,000
Eastern Refining Co.....	18,000	15,000
West Virginia Light & Power Co.....	160,000	174,475
Pure Oil Pipe Line.....	1,560	1,645
American Railway Express Co.....	929	800
<b>Totals for Sistersville Municipality.....</b>	<b>\$ 425,702</b>	<b>\$ 471,584</b>



	1920	1921
<b>SISTERSVILLE INDEPENDENT DISTRICT</b>		
B. & O. R. R. Co. (Ohio River R. R.).....	\$ 7,000	\$ 7,000
Sistersville & New Martinsville Traction Co.....	3,800	5,500
Eureka Pipe Line Co.....	17,924	.....
Tyler Traction Co.....	5,500	5,000
<b>Totals for Sistersville Independent District.....</b>	<b>\$ 34,224</b>	<b>\$ 17,500</b>

<b>MIDDLEBOURNE MUNICIPALITY</b>		
Chesapeake & Potomac Telephone Co.....	\$ 424	\$ 453
Inland Telephone & Telegraph Co.....	2,532	2,515
Manufacturers Light & Heat Co.....	38,060	39,083
Middlebourne Water Co.....	6,000	7,000
Tyler Traction Co.....	3,920	3,500
<b>Totals for Middlebourne Municipality.....</b>	<b>\$ 50,936</b>	<b>\$ 52,551</b>

<b>FRIENDLY MUNICIPALITY</b>		
B. & O. R. R. Co. (Ohio River R. R.).....	\$ 7,500	\$ 7,000
Hope Natural Gas Co.....	1,996	2,154
Chesapeake & Potomac Telephone Co.....	763	915
Western Union Telegraph Co.....	400	502
Pullman Co.....	200	300
American Railway Express Co.....	450	400
<b>Totals for Friendly Municipality.....</b>	<b>\$ 11,309</b>	<b>\$ 11,271</b>

<b>CENTERVILLE MUNICIPALITY</b>		
Centerville Pipe Line & Gas Co.....	\$ 225	\$ 230
Chesapeake & Potomac Telephone Co.....	327	360
<b>Totals for Centerville Municipality.....</b>	<b>\$ 552</b>	<b>\$ 590</b>
<b>TOTALS FOR TYLER COUNTY.....</b>	<b>\$ 5,812,192</b>	<b>\$ 5,695,410</b>

#### UPSHUR COUNTY

A Statement Showing the Assessed Value, by Districts and Municipalities, of the Property of Railroad, Oil and Gas Pipe Line, Water, Light and Power, Telephone and Telegraph, Express, Car Line and Toll Bridge Companies for the Years 1920 and 1921 as Assessed by the Board of Public Works.

<b>WARREN DISTRICT</b>		
B. & O. R. R. Co. (Clarksburg Branch).....	\$ 3,060	\$ 3,060
B. & O. R. R. Co. (Pt. Pl. Buck. & Ty. Val. R. R.).....	99,000	99,000
West Virginia Central Gas Co.....	15,344	14,760
West Virginia & Maryland Gas Co.....	45,439	45,590
Pittsburg & West Virginia Gas Co.....	3,836	2,594
Peoples United Telephone System.....	1,335	1,335
Western Union Telegraph Co.....	500	430
Hope Natural Gas Co.....	4,952	6,101
Chesapeake & Potomac Telephone Co.....	6,962	8,033
<b>Totals for Warren District.....</b>	<b>\$ 180,428</b>	<b>\$ 180,903</b>

	1920	1921
<b>UNION DISTRICT</b>		
West Virginia Central Gas Co.....	\$ 197	\$ 1,000
B. & O. R. R. Co. (Pt. Pl., Buck. & Ty. Val. R. R.).....	30,000	30,000
Coal & Coke Ry. Co.....	48,653	48,653
Pittsburg & West Virginia Gas Co.....	2,260	217
Peoples United Telephone System.....	1,649	1,649
Western Union Telegraph Co.....	700	600
Chesapeake & Potomac Telephone Co.....	142	200
American Railway Express Co.....	410	365
<b>Totals for Union District.....</b>	<b>\$ 84,011</b>	<b>\$ 82,684</b>
<b>WASHINGTON DISTRICT</b>		
American Railway Express Co.....	\$ 1,595	\$ 1,380
Coal & Coke Ry. Co.....	162,300	162,300
Alexander & Eastern R. R. Co.....	12,800	12,800
Pittsburg & West Virginia Gas Co.....	870	143
Peoples United Telephone Co.....	1,264	1,264
Western Union Telegraph Co.....	650	560
<b>Totals for Washington District.....</b>	<b>\$ 179,479</b>	<b>\$ 178,447</b>
<b>BUCKHANNON DISTRICT</b>		
Hampton Cut-off B. & O. R. R. Co.....	\$ 5,000	\$ 5,000
B. & O. R. R. Co. (Pickens Branch).....	132,600	132,600
Buckhannon Fuel Co.....	5,000	7,692
West Virginia Central Gas Co.....	8,132	7,832
Pittsburg & West Virginia Gas Co.....	1,821	296
Chesapeake & Potomac Telephone Co.....	12,140	13,363
Peoples United Telephone System.....	790	790
Western Union Telegraph Co.....	480	415
Hope Natural Gas Co.....	692	864
American Ry. Express Co.....	1,010	880
<b>Totals for Buckhannon District.....</b>	<b>\$ 167,665</b>	<b>\$ 169,732</b>
<b>BUCKHANNON INDEPENDENT DISTRICT</b>		
B. & O. R. R. Co. (Pickens Branch).....	\$ 22,000	\$ 22,000
B. & O. R. R. Co. (Pt. Pl. Buck. & Ty. Val. R. R.).....	6,000	6,000
Western Union Telegraph Co.....	250	215
American Railway Express Co.....	345	340
<b>Totals for Buckhannon Independent District.....</b>	<b>\$ 28,595</b>	<b>\$ 28,555</b>
<b>MEADE DISTRICT</b>		
Coal & Coke Ry. Co.....	\$ 160,200	\$ 142,200
B. & O. R. R. Co. (Pickens Branch).....	288,520	288,520
Pittsburg & West Virginia Gas Co.....	3,131	468
Hope Natural Gas Co.....	1,987	2,432
Peoples United Telephone System.....	1,819	1,819
Western Union Telegraph Co.....	1,000	860
Chesapeake & Potomac Telephone Co.....	12,276	13,916
Hampton Cut-off, B. & O. R. R. Co.....	28,000	28,000
American Railway Express Co.....	2,900	2,625
<b>Totals for Meade District.....</b>	<b>\$ 499,833</b>	<b>\$ 480,840</b>

	1920	1921
<b>BANKS DISTRICT</b>		
Coal & Coke Ry. Co.....	\$ 68,300	\$ 68,300
B. & O. R. R. Co. (Pickens Branch).....	98,000	98,000
Alexander & Eastern R. R. Co.....	2,800	1,644
Pittsburg & West Virginia Gas Co.....	2,964	427
Hope Natural Gas Co.....	10,831	21,201
Chesapeake & Potomac Telephone Co.....	1,366	1,653
Peoples United Telephone System.....	1,777	1,777
Western Union Telegraph Co.....	598	505
Chemical & Helvetia R. R. Co.....	17,997	17,800
American Railway Express Co.....	1,200	1,040
<b>Totals for Banks District.....</b>	<b>\$ 205,833</b>	<b>\$ 212,347</b>
<b>ADRIAN MUNICIPALITY</b>		
Coal & Coke R. R. Co.....	\$.....	\$ 18,000
<b>Totals for Adrian Municipality.....</b>	<b>\$.....</b>	<b>\$ 18,000</b>
<b>BUCKHANNON MUNICIPALITY—(A)</b>		
B. & O. R. R. Co. (Pt. Pl., Buck. & Ty. Val. R. R.).....	\$ 6,000	\$ 6,000
B. & O. R. R. Co. (Pickens Branch).....	45,000	45,000
Buckhannon Fuel Co.....	4,500	7,051
West Virginia Central Gas Co.....	17,101	33,189
Buckhannon Light & Water Co.....	40,000	35,900
Chesapeake & Potomac Telephone Co.....	24,194	35,838
Western Union Telegraph Co.....	2,636	2,282
American Railway Express Co.....	1,029	706
<b>Totals for Buckhannon Municipality.....</b>	<b>\$ 140,460</b>	<b>\$ 165,066</b>
<b>BUCKHANNON MUNICIPALITY—(B &amp; C)</b>		
B. & O. R. R. Co. (Pickens Branch).....	\$ 34,553	\$ 34,553
Buckhannon Fuel Co.....	500	257
West Virginia Central Gas Co.....	2,608	2,512
Buckhannon Light & Water Co.....	35,000	40,000
Chesapeake & Potomac Telephone Co.....	941	1,546
Buckhannon & Tygarts Valley R. R.....	28,273	28,273
<b>Totals for South Buckhannon Municipality.....</b>	<b>\$ 101,875</b>	<b>\$ 107,141</b>
<b>TOTALS FOR UPSHUR COUNTY.....</b>	<b>\$ 1,588,179</b>	<b>\$ 1,623,715</b>

## WAYNE COUNTY

A Statement Showing the Assessed Value, by Districts and Municipalities, of the Property of Railroad, Oil and Gas Pipe Line, Water, Light and Power, Telephone and Telegraph, Express, Car Line and Toll Bridge Companies for the Years 1920 and 1921 as Assessed by the Board of Public Works.

## CEREDO DISTRICT

Ohio River Branch R. R. Co.....	\$ 745	\$ 745
Huntington Development & Gas Co.....	15,850	29,967
N. & W. Ry. Co.....	381,412	401,412
N. & W. Ry. Co. (Big Sandy Branch).....	535,371	582,177
C. & O. Ry. Co.....	281,571	278,771
B. & O. R. R. Co. (Hunt. & Big S. R. R.).....	97,950	97,950
Ohio Valley Electric Ry. Co.....	107,257	113,828

	1920	1921
United Fuel Gas Co.....	126,267	135,482
Columbia Gas & Electric Co.....	1,293,600	1,396,000
Chesapeake & Potomac Telephone Co.....	10,350	13,062
American Telephone & Telegraph Co.....	3,189	4,778
Western Union Telegraph Co.....	4,010	4,900
Suburban Water Co.....	2,000	2,000
Pullman Co.....	3,521	3,221
Morris & Co.....	903	1,167
Union Tank Line Co.....	2,195	2,595
Postal Telegraph Cable Co.....	496	866
American Railway Express Co.....	2,243	1,843
Consolidated Light, Heat & Power Co.....	15,000	17,621

Totals for Ceredo District..... \$ 2,883,930 \$ 3,088,385

## UNION DISTRICT

Huntington Development & Gas Co.....	\$ 25,100	\$ 47,362
N. & W. Ry. Co.....	997,154	1,047,154
Columbia Gas & Electric Co.....	60,500	65,000
United Fuel Gas Co.....	9,698	12,098
Ohio Fuel Oil Co.....	75	186
Chesapeake & Potomac Telephone Co.....	1,225	1,707
Western Union Telegraph Co.....	6,036	7,376
Echo Telephone Co.....	75	75
Union Tank Line Co.....	2,492	2,892
Sou. West Virginia Oil & Gas Co.....	12,000	.....
American Railway Express Co.....	1,965	1,615

Totals for Union District..... \$ 1,116,320 \$ 1,185,465

## STONEWALL DISTRICT

Sou. West Va. Oil & Gas Co.....	\$ 95,000	\$ .....
N. & W. Ry. Co.....	186,045	204,045
Eureka Pipe Line Co.....	21,368	21,039
United Fuel Gas Co.....	51,753	48,732
Columbia Gas & Electric Co.....	154,640	166,000

Totals for Stonewall District..... \$ 508,806 \$ 439,816

## BUTLER DISTRICT

Eureka Pipe Line Co.....	\$ 1,976	\$ 2,126
N. & W. Ry. Co.....	465,151	495,151
N. & W. Ry. Co. (Big Sandy Branch).....	1,668,100	1,738,300
United Fuel Gas Co.....	106,058	100,584
Chesapeake & Potomac Telephone Co.....	10,719	12,672
Western Union Telegraph Co.....	10,412	12,687
Echo Telephone Co.....	100	500
Pullman Co.....	9,489	9,060
Morris & Co.....	2,924	3,874
Union Tank Line Co.....	4,897	5,497
American Railway Express Co.....	3,850	3,250

Totals for Butler District..... \$ 2,283,676 \$ 2,383,701

## LINCOLN DISTRICT

N. & W. Ry. Co.....	\$ 1,450,702	\$ 1,503,177
N. & W. Ry. Co. (Big Sandy Branch).....	1,748,392	1,818,592
Eureka Pipe Line Co.....	99,065	97,328

	1920	1921
Chesapeake & Potomac Telephone Co.....	2,706	3,796
United Fuel Gas Co.....	40,600	38,839
Western Union Telegraph Co.....	16,535	20,375
Echo Telephone Co.....	75	100
Pullman Co.....	9,996	9,520
Morris & Co.....	3,191	4,191
Union Tank Line Co.....	7,912	8,830
Columbia Gas & Electric Co.....	49,692	53,000
American Railway Express Co.....	6,572	5,548
<b>Totals for Lincoln District.....</b>	<b>\$ 3,435,328</b>	<b>\$ 3,563,296</b>

## GRANT DISTRICT

Eureka Pipe Line Co.....	\$ 23,448	\$ 23,078
Columbia Gas & Electric Co.....	87,284	94,000
United Fuel Gas Co.....	199	185
<b>Totals for Grant District.....</b>	<b>\$ 110,931</b>	<b>\$ 117,263</b>

## CEREDO INDEPENDENT DISTRICT

Pullman Co.....	\$ 270	\$ 232
N. & W. Ry. Co.....	68,805	72,505
N. & W. Ry. Co. (Big Sandy Branch).....	40,383	44,739
Ceredo Water & Light Co.....	2,500	2,178
American Railway Express Co.....	176	156
Morris & Co.....	130	218
Union Tank Line Co.....	309	519
Western Union Telegraph Co.....	490	615
<b>Totals for Ceredo Independent District.....</b>	<b>\$ 113,063</b>	<b>\$ 121,162</b>

## KENOVA MUNICIPALITY

Postal Telegraph-Cable Co.....	\$ 311	\$ 581
N. & W. Ry. Co.....	426,894	453,894
N. & W. Ry. Co. (Big Sandy Branch).....	36,610	41,610
C. & O. Ry. Co.....	224,357	222,189
B. & O. R. R. Co. (Hunt. & Big Sandy R. R.).....	74,675	74,625
Ohio Valley Electric Ry. Co.....	63,995	67,265
United Fuel Gas Co.....	57,658	61,558
Catlettsburg, Kenova & Ceredo Water Co.....	30,000	30,000
American Telephone & Telegraph Co.....	2,216	2,765
Western Union Telegraph Co.....	336	435
Huntington Development Gas Co.....	9,460	17,885
Pullman Co.....	265	227
Morris & Co.....	100	188
Union Tank Line Co.....	360	435
Chesapeake & Potomac Telephone Co.....	12,710	16,258
Consolidated Light, Heat & Power Co.....	900,000	1,000,501
American Railway Express Co.....	527	402
<b>Totals for Kenova Municipality.....</b>	<b>\$ 1,840,424</b>	<b>\$ 1,990,818</b>

## CEREDO MUNICIPALITY

Postal Telegraph & Cable Co.....	\$ 352	\$ 640
N. & W. Ry. Co.....	26,226	27,926
C. & O. Ry. Co.....	190,867	188,797
B. & O. R. R. Co. (Hunt. & Big Sandy R. R.).....	88,620	88,620
Ohio Valley Electric Ry. Co.....	72,175	76,025

	1920	1921
United Fuel Gas Co.....	12,537	12,738
Ceredo Water & Light Co.....	12,500	12,822
American Telephone & Telegraph Co.....	1,133	1,098
Western Union Telegraph Co.....	100	134
Huntington Development Co.....	7,350	13,896
Union Tank Line Co.....	100	200
Chesapeake & Potomac Telephone Co.....	3,814	5,634
Consolidated Light, Heat & Power Co.....	12,000	13,946
American Railway Express Co.....	383	308
<b>Totals for Ceredo Municipality.....</b>	<b>\$ 428,157</b>	<b>\$ 443,384</b>

## WAYNE MUNICIPALITY

Norfolk & Western R. R. Co.....	\$ 112,802	\$ 119,802
Sou. West Va. Oil & Gas Co.....	3,000	
Echo Telephone Co.....	75	
Western Union Telegraph Co.....	100	134
Chesapeake & Potomac Telephone Co.....	237	269
Union Tank Line Co.....	284	387
United Fuel Gas Co.....	110	
American Railway Express Co.....	164	144
<b>Totals for Wayne Municipality.....</b>	<b>\$ 116,772</b>	<b>\$ 120,736</b>

## CASSVILLE MUNICIPALITY (Fort Gay)

N. & W. Ry. Co. (Big Sandy Branch).....	\$ 100,596	\$ 114,636
United Fuel Gas Co.....	7,654	6,819
Chesapeake & Potomac Telephone Co.....	1,036	1,263
Western Union Telegraph Co.....	100	134
Pullman Co.....	490	410
Morris & Co.....	252	340
Union Tank Line Co.....	201	301
Louisa & Fort Gay Bridge Co.....	11,000	11,000
American Railway Express Co.....	96	86
<b>Totals for Cassville Municipality.....</b>	<b>\$ 121,425</b>	<b>\$ 134,989</b>

**TOTALS FOR WAYNE COUNTY.....** \$ 12,958,832 \$ 13,589,015

## WEBSTER COUNTY

A Statement Showing the Assessed Value, by Districts and Municipalities, of the Property of Railroad, Oil and Gas Pipe Line, Water, Light and Power, Telephone and Telegraph, Express, Car Line and Toll Bridge Companies for the Years 1920 and 1921 as Assessed by the Board of Public Works.

## FORK LICK DISTRICT

Croft Railroad.....	\$.....	\$ 5,556
Greentier, Cheat & Elk R. R. Co.....	91,954	115,496
West Virginia Midland R. R. Co.....	42,000	25,000
Welster Springs Water Works & Electric Light Co.....	2,000	1,066
Beverly & Marlinton Telephone Co.....	450	500
Coalen Telephone Co.....	75	400
Newville Telephone Co.....	100	100
<b>Totals for Fork Lick District.....</b>	<b>\$ 136,579</b>	<b>\$ 148,118</b>

	1920	1921
<b>GLADE DISTRICT</b>		
B. & O. R. R. Co. (West Va. & Pittsburg R. R.).....	\$ 682,177	\$ 682,177
Strouds Creek & Muddlety R. R. Co.....	43,358	35,475
Erbacon & Summersville R. R. Co.....	34,855	46,709
Chesapeake & Potomac Telephone Co.....	10,671	13,233
Gauley Bridge, Sum. & Can. Telephone Co.....	100	100
Western Union Telegraph Co.....	3,140	2,334
Cowen Telephone Co.....	1,600	900
American Railway Express Co.....	1,400	977
<b>Totals for Glade District.....</b>	<b>\$ 777,301</b>	<b>\$ 781,905</b>
<b>HOLLY DISTRICT</b>		
Newville Telephone Co.....	\$ 125	\$ 100
West Virginia Midland R. R. Co.....	54,240	43,728
Pickens & Webster Springs R. R. Co.....	7,500	5,000
Pittsburg & West Virginia Gas Co.....	203	203
<b>Totals for Holly District.....</b>	<b>\$ 62,068</b>	<b>\$ 49,031</b>
<b>HACKERS VALLEY DISTRICT</b>		
Peoples United Telephone System.....	\$ 77	\$ 77
Pickens & Webster Springs R. R. Co.....	12,500	12,500
Pickens & Hackers Valley R. R. Co.....	30,811	30,810
Newville Telephone Co.....	100	100
<b>Totals for Hackers Valley District.....</b>	<b>\$ 43,488</b>	<b>\$ 43,487</b>
<b>WEBSTER SPRINGS MUNICIPALITY</b>		
West Virginia Midland R. R. Co.....	\$ 3,000	\$ 3,000
Webster Springs Water Works & Light Co.....	5,000	5,934
Beverly & Marlinton Telephone Co.....	50	.....
Cowen Telephone Co.....	50	325
Newville Telephone Co.....	25	.....
<b>Totals for Webster Springs Municipality.....</b>	<b>\$ 8,125</b>	<b>\$ 9,259</b>
<b>COWEN MUNICIPALITY</b>		
B. & O. R. R. Co. (West Va. & Pittsburg R. R.).....	\$ 34,000	\$ 34,000
Chesapeake & Potomac Telephone Co.....	580	330
Western Union Telegraph Co.....	250	200
Cowen Telephone Co.....	100	200
American Railway Express Co.....	1,045	1,000
<b>Totals for Cowen Municipality.....</b>	<b>\$ 35,955</b>	<b>\$ 35,730</b>
<b>CAMDEN-ON-GAULEY MUNICIPALITY</b>		
B. & O. R. R. Co. (West Va. & Pittsburg R. R.).....	\$ 34,000	\$ 34,000
Chesapeake & Potomac Telephone Co.....	265	677
Western Union Telegraph Co.....	250	200
Cowen Telephone Co.....	100	100
American Railway Express Co.....	1,000	1,000
<b>Totals for Camden-on-Gauley Municipality.....</b>	<b>\$ 35,615</b>	<b>\$ 35,977</b>
<b>TOTALS FOR WEBSTER COUNTY.....</b>	<b>\$ 1,099,131</b>	<b>\$ 1,103,507</b>

1920 1921

## WETZEL COUNTY

A Statement Showing the Assessed Value, by Districts and Municipalities, of the Property of Railroad, Oil and Gas Pipe Line, Water, Light and Power, Telephone and Telegraph, Express, Car Lines and Toll Bridge Companies for the Years 1920 and 1921 as Assessed by the Board of Public Works.

## MAGNOLIA DISTRICT

B. & O. R. R. Co. (Ohio River R. R.).....	\$ 444,944	\$ 444,944
B. & O. R. R. Co. (West Va. Short Line R. R.).....	140,374	140,373
Sistersville & New Martinsville Traction Co.....	23,195	34,802
Hope Natural Gas Co.....	164,538	205,701
Eureka Pipe Line Co.....	53,045	50,982
Pure Oil Pipe Line.....	25,348	25,944
Manufacturers Light & Heat Co.....	78,034	78,930
Friendship Mutual Telephone Co.....	1,050	1,050
Western Union Telegraph Co.....	2,493	2,867
Short Line Telephone Co.....	83	86
Farmers Rural Telephone Co.....	350	350
Chesapeake & Potomac Telephone Co.....	10,232	15,856
Pullman Co.....	1,910	1,802
West Virginia Light, Heat & Power Co.....	9,000	11,039
American Railway Express Co.....	1,104	949
Totals for Magnolia District.....	\$ 955,700	\$ 1,015,678

## PROCTOR DISTRICT

B. & O. R. R. Co. (Ohio River R. R.).....	\$ 118,652	\$ 118,652
Hope Natural Gas Co.....	396,477	471,382
Eureka Pipe Line Co.....	69,408	67,712
Manufacturers Light & Heat Co.....	443,560	447,003
Proctor & Peabody Telephone Co.....	700	600
Western Union Telegraph Co.....	712	819
Friendship Mutual Telephone Co.....	2,500	2,500
Farmers Rural Telephone Co.....	75	75
Silver Hill Telephone Co.....	150	150
Chesapeake & Potomac Telephone Co.....	4,262	4,976
Pullman Co.....	910	858
Carnegie Natural Gas Co.....	1,844	2,064
American Railway Express Co.....	473	407
Totals for Proctor District.....	\$ 1,039,723	\$ 1,117,198

## GREEN DISTRICT

B. & O. R. R. Co. (West Va. Short Line R. R.).....	\$ 421,120	\$ 421,120
Hope Natural Gas Co.....	832,153	913,667
Pittsburg & West Virginia Gas Co.....	70,820	83,268
Eureka Pipe Line Co.....	125,642	122,969
Carnegie Natural Gas Co.....	45,115	54,890
Pure Oil Pipe Line.....	136,942	127,704
Manufacturers Light & Heat Co.....	875,000	930,339
Short Line Telephone Co.....	1,903	2,032
Western Union Telegraph Co.....	890	1,024
Friendship Mutual Telephone Co.....	2,100	2,100
American Railway Express Co.....	1,104	960
Totals for Green District.....	\$ 2,512,789	\$ 2,660,063



	1920	1921
<b>GRANT DISTRICT</b>		
Friendship Mutual Telephone Co.....	\$ 100	\$ 100
B. & O. R. R. Co. (West Va. Short Line R. R.).....	467,911	467,911
Hope Natural Gas Co.....	3,164,653	2,724,827
Pittsburg & West Virginia Gas Co.....	677,270	689,890
Eureka Pipe Line Co.....	396,569	398,608
Carnegie Natural Gas Co.....	404,468	409,875
Pure Oil Pipe Line.....	145,420	147,608
Manufacturers Light & Heat Co.....	74,432	86,315
Monongahela Valley Traction Co. (Gas).....	442	385
Short Line Telephone Co.....	2,190	2,413
West Virginia Pipe Line Co.....	49,200	66,346
Western Union Telegraph Co.....	1,069	1,229
Wallace Telephone Co.....	50	50
Chesapeake & Potomac Telephone Co.....	2,490	2,758
American Railway Express Co.....	1,576	1,357
<b>Totals for Grant District.....</b>	<b>\$ 5,387,940</b>	<b>\$ 4,999,672</b>

<b>CHURCH DISTRICT</b>		
B. & O. R. R. Co.....	\$ 350,202	\$ 350,201
Hope Natural Gas Co.....	102,721	93,118
Pittsburg & West Virginia Gas Co.....	421,395	424,553
Eureka Pipe Line Co.....	45,620	46,295
Carnegie Natural Gas Co.....	695,749	745,944
Pure Oil Pipe Line Co.....	20,942	18,904
Manufacturers Light & Heat Co.....	756,362	726,256
West Virginia Pipe Line Co.....	32,800	
Wetzel Natural Gas Co.....	8,400	10,500
St. Cloud Telephone Co.....	500	500
Burton & Uniontown Telephone Co.....	300	300
Deep Valley Telephone Co.....	650	650
Western Union Telegraph Co.....	4,273	4,914
Chesapeake & Potomac Telephone Co.....	2,577	3,202
Pullman Co.....	2,000	1,888
American Railway Express Co.....	552	475
<b>Totals for Church District.....</b>	<b>\$ 2,445,043</b>	<b>\$ 2,427,700</b>

<b>CLAY DISTRICT</b>		
B. & O. R. R. Co.....	\$ 350,201	\$ 350,201
Hope Natural Gas Co.....	118,979	121,055
Pittsburg & West Virginia Gas Co.....	167,151	170,127
Eureka Pipe Line Co.....	111,303	107,694
Carnegie Natural Gas Co.....	97,252	110,503
Manufacturers Light & Heat Co.....	80,563	104,290
Western Union Telegraph Co.....	4,273	4,914
Chesapeake & Potomac Telephone Co.....	3,072	3,918
Pullman Co.....	2,000	1,887
West Virginia Pipe Line Co.....		17,571
Silver Hill Telephone Co.....	100	100
American Railway Express Co.....	552	475
<b>Totals for Clay District.....</b>	<b>\$ 935,446</b>	<b>\$ 992,735</b>

<b>CENTER DISTRICT</b>		
West Virginia Pipe Line Co.....	\$ .....	\$ 7,623
Hope Natural Gas Co.....	322,261	291,174

	1920	1921
Pittsburg & West Virginia Gas Co.....	110,651	110,438
Eureka Pipe Line Co.....	97,434	95,012
Carnegie Natural Gas Co.....	34,817	50,486
Chesapeake & Potomac Telephone Co.....	14	19
Manufacturers Light & Heat Co.....	77,060	91,290
Friendship Mutual Telephone Co.....	250	250
Silver Hill Telephone Co.....	1,100	1,100
Pure Oil Pipe Line Co.....	69,136	70,359
<b>Totals for Center District.....</b>	<b>\$ 712,723</b>	<b>\$ 717,751</b>

## NEW MARTINSVILLE MUNICIPALITY

B. & O. R. R. Co. (Ohio River R. R.).....	\$ 103,820	\$ 103,820
Sistersville & New Martinsville Traction Co.....	5,111	7,668
Chesapeake & Potomac Telephone Co.....	14,299	20,135
Western Union Telegraph Co.....	712	819
Manufacturers Light & Heat Co.....	40,597	39,287
Pullman Co.....	455	429
West Virginia Light, Heat & Power Co.....	17,500	20,895
American Railway Express Co.....	1,104	950
<b>Totals for New Martinsville Municipality.....</b>	<b>\$ 183,598</b>	<b>\$ 194,003</b>

## BROOKLYN MUNICIPALITY

B. & O. R. R. Co. (Ohio River R. R.).....	\$ 51,910	\$ 51,910
B. & O. R. R. Co. (West Va. Short Line R. R.).....	93,582	93,582
Sistersville & New Martinsville Traction Co.....	3,931	5,899
Chesapeake & Potomac Telephone Co.....	355	478
Western Union Telegraph Co.....	534	614
Pullman Co.....	455	429
Manufacturers Light & Heat Co.....	9,947	9,369
West Virginia Light, Heat & Power Co.....	5,000	5,914
American Railway Express Co.....	237	203
<b>Totals for Brooklyn Municipality.....</b>	<b>\$ 165,951</b>	<b>\$ 168,398</b>

## PADEN CITY MUNICIPALITY

B. & O. R. R. Co. (Ohio River Line).....	\$ 22,247	\$ 22,247
Sistersville & New Martinsville Traction Co.....	7,077	10,617
Pullman Co.....	455	429
Hope Natural Gas Co.....	13,193	18,810
Chesapeake & Potomac Telephone Co.....	900	1,000
West Virginia Light, Heat & Power Co.....	1,500	1,577
Western Union Telegraph Co.....	356	409
American Railway Express Co.....	236	203
<b>Totals for Paden City Municipality.....</b>	<b>\$ 45,964</b>	<b>\$ 55,292</b>

## SMITHFIELD MUNICIPALITY

B. & O. R. R. Co. (West Va. Short Line R. R.).....	\$ 23,395	\$ 23,395
Hope Natural Gas Co.....	58,273	49,547
Eureka Pipe Line Co.....	8,973	11,707
Short Line Telephone Co.....	1,004	1,139
Western Union Telegraph Co.....	178	205
Chesapeake & Potomac Telephone Co.....	238	263
American Railway Express Co.....	236	204
<b>Totals for Smithfield Municipality.....</b>	<b>\$ 92,301</b>	<b>\$ 86,460</b>

	1920	1921
<b>HUNDRED MUNICIPALITY</b>		
B. & O. R. R. Co.....	\$ 87,550	\$ 87,550
Pittsburg & West Virginia Gas Co.....	90,490	89,510
Manufacturers Light & Heat Co.....	168,609	170,007
Wetzel Natural Gas Co.....	3,600	4,500
St. Cloud Telephone Co.....	200	200
Western Union Telegraph Co.....	1,069	1,228
Eureka Pipe Line Co.....	2,000	2,000
Pullman Co.....	455	429
Chesapeake & Potomac Telephone Co.....	304	341
American Railway Express Co.....	236	203
<b>Totals for Hundred Municipality.....</b>	<b>\$ 354,513</b>	<b>\$ 355,968</b>
<b>LITTLETON MUNICIPALITY</b>		
B. & O. R. R. Co.....	\$ 87,550	\$ 87,551
Hope Natural Gas Co.....	49,415	50,325
Western Union Telegraph Co.....	1,069	1,229
Chesapeake & Potomac Telephone Co.....	166	239
Pullman Co.....	455	429
American Railway Express Co.....	236	203
<b>Totals for Littleton Municipality.....</b>	<b>\$ 138,891</b>	<b>\$ 139,976</b>
<b>PINE GROVE MUNICIPALITY</b>		
B. & O. R. R. Co. (West Va. Short Line R. R.).....	\$ 23,395	\$ 23,396
Hope Natural Gas Co.....	4,146	6,467
Eureka Pipe Line Co.....	7,303	10,070
American Railway Express Co.....	237	203
Western Union Telegraph Co.....	178	204
Short Line Telephone Co.....	1,862	2,440
Pittsburg & West Virginia Gas Co.....	1,017	983
<b>Totals for Pine Grove Municipality.....</b>	<b>\$ 38,138</b>	<b>\$ 43,763</b>
<b>TOTALS FOR WETZEL COUNTY.....</b>	<b>\$ 15,008,720</b>	<b>\$ 14,974,657</b>

**WIRT COUNTY**

A Statement Showing the Assessed Value, by Districts and Municipalities, of the Property of Railroad, Oil and Gas Pipe Line, Water, Light and Power, Telephone and Telegraph, Express, Car Line and Toll Bridge Companies for the Years 1920 and 1921 as Assessed by the Board of Public Works.

<b>BURNING SPRINGS DISTRICT</b>		
Godfrey L. Catot.....	\$ 8,000	\$ 8,667
Hope Natural Gas Co.....	36,179	49,445
Eureka Pipe Line Co.....	105,962	104,895
Ghio Fuel Oil Co.....	123	218
Chesapeake & Potomac Telephone Co.....	5,046	3,502
<b>Totals for Burning Springs District.....</b>	<b>\$ 155,310</b>	<b>\$ 166,727</b>
<b>CLAY DISTRICT</b>		
Clarksburg Light & Heat Co.....	\$ .....	\$ 64
Hope Natural Gas Co.....	3,710	4,681
Eureka Pipe Line Co.....	36,148	35,128
Chesapeake & Potomac Telephone Co.....	1,127	145
<b>Totals for Clay District.....</b>	<b>\$ 40,985</b>	<b>\$ 40,018</b>

	1920	1921
<b>ELIZABETH DISTRICT</b>		
Hope Natural Gas Co.....	\$ 4,301	\$ 2,942
Little Kanawha R. R. Co.....	41,932	35,784
Eureka Pipe Line Co.....	24,078	24,096
Godfrey L. Cabot.....	115,000	65,000
Citizens Telephone Co.....	100	100
Chesapeake & Potomac Telephone Co.....	155	1,583
American Railway Express Co.....	828	715
<b>Totals for Elizabeth District.....</b>	<b>\$ 186,394</b>	<b>\$ 130,219</b>
<b>NEWARK DISTRICT</b>		
Eureka Pipe Line Co.....	\$ 96	\$ 95
Little Kanawha R. R. Co.....	29,106	24,708
Godfrey L. Cabot.....	6,000	10,000
Hope Natural Gas Co.....	1,066	1,319
Chesapeake & Potomac Telephone Co.....	2,421	3,996
American Railway Express Co.....	341	295
<b>Totals for Newark District.....</b>	<b>\$ 39,020</b>	<b>\$ 40,413</b>
<b>SPRING CREEK DISTRICT</b>		
Eureka Pipe Line Co.....	\$ 87,354	\$ 87,848
Hope Natural Gas Co.....	9,551	13,322
Godfrey L. Cabot.....	38,000	6,000
Chesapeake & Potomac Telephone Co.....	1,297	1,669
<b>Totals for Spring Creek District.....</b>	<b>\$ 136,202</b>	<b>\$ 108,839</b>
<b>TUCKER DISTRICT</b>		
Ohio Fuel Oil Co.....	\$ 365	\$ 709
Citizens Telephone Co.....	425	425
Hope Natural Gas Co.....	6,911	8,634
<b>Totals for Tucker District.....</b>	<b>\$ 7,701</b>	<b>\$ 9,768</b>
<b>ELIZABETH INDEPENDENT DISTRICT</b>		
Little Kanawha R. R. Co.....	\$ 10,463	\$ .....
<b>Totals for Elizabeth Independent District.....</b>	<b>\$ 10,463</b>	<b>\$ .....</b>
<b>REEDY DISTRICT</b>		
Ohio Fuel Oil Co.....	\$ 3,314	\$ 7,352
Hope Natural Gas Co.....	784	979
United Fuel Gas Co.....	.....	1,443
<b>Totals for Reedy District.....</b>	<b>\$ 4,098</b>	<b>\$ 9,774</b>
<b>BURNING SPRINGS INDEPENDENT DISTRICT</b>		
Godfrey L. Cabot.....	\$ .....	\$ 4,333
Eureka Pipe Line Co.....	52,982	52,447
Chesapeake & Potomac Telephone Co.....	2,523	1,751
<b>Totals for Burning Springs Independent District.....</b>	<b>\$ 55,506</b>	<b>\$ 58,531</b>

	1920	1921
<b>ELIZABETH MUNICIPALITY</b>		
Little Kanawha R. R. Co.....	\$ 7,886	\$ 16,188
Godfrey L. Cabot.....	5,000	10,000
Citizens Telephone Co.....	75	75
Chesapeake & Potomac Telephone Co.....	5,957	5,545
American Railway Express Co.....	877	758
<b>Totals for Elizabeth Municipality.....</b>	<b>\$ 19,795</b>	<b>\$ 32,566</b>
<b>TOTALS FOR WIRT COUNTY.....</b>	<b>\$ 655,473</b>	<b>\$ 596,855</b>

#### WOOD COUNTY

A Statement Showing the Assessed Value, by Districts and Municipalities, of the Property of Railroad, Oil and Gas Pipe Line, Water, Light and Power, Telephone and Telegraph, Express, Car Line and Toll Bridge Companies for the Years 1920 and 1921 as Assessed by the Board of Public Works.

#### PARKERSBURG DISTRICT

B. & O. R. R. Co. (Bridge).....	\$ 133,490	\$ 133,490
B. & O. R. R. Co. (Ohio River R. R.).....	157,092	157,092
B. & O. R. R. Co. (Parkersburg Branch).....	187,770	187,770
Kanawha Traction Co.....	129,225	129,225
Hope Natural Gas Co.....	50,180	67,714
Eureka Pipe Line Co.....	16,714	15,772
Chesapeake & Potomac Telephone Co.....	15,541	22,106
American Telephone & Telegraph Co.....	836	1,012
Western Union Telegraph Co.....	1,559	1,559
Pullman Co.....	786	495
Parkersburg & Ohio Bridge.....	60,000	100,000
American Railway Express Co.....	1,000	257
<b>Totals for Parkersburg District.....</b>	<b>\$ 754,193</b>	<b>\$ 816,492</b>

#### UNION DISTRICT

B. & O. R. R. Co. (Ohio River R. R.).....	\$ 259,831	\$ 259,831
Eureka Pipe Line Co.....	98,821	87,074
Hope Natural Gas Co.....	82,608	93,352
Reserve Gas Co.....	89,795	96,891
American Telephone & Telegraph Co.....	49	60
United Telephone Co.....	100	42
Western Union Telegraph Co.....	1,190	1,600
Chesapeake & Potomac Telephone Co.....	13,291	17,252
Pullman Co.....	1,186	1,100
American Railway Express Co.....	1,500	1,300
<b>Totals for Union District.....</b>	<b>\$ 548,371</b>	<b>\$ 558,502</b>

#### WALKER DISTRICT

Chesapeake & Potomac Telephone Co.....	\$ 6,745	\$ 8,648
B. & O. R. R. Co. (Parkersburg Branch).....	481,000	481,000
Eureka Pipe Line Co.....	56,231	56,434
American Telephone & Telegraph Co.....	4,461	5,403
Western Union Telegraph Co.....	1,790	2,200
Pullman Co.....	3,730	3,600
Hope Natural Gas Co.....	16,399	38,306
American Railway Express Co.....	1,500	1,300
<b>Totals for Walker District.....</b>	<b>\$ 571,856</b>	<b>\$ 596,891</b>

	1920	1921
<b>CLAY DISTRICT</b>		
B. & O. R. R. Co. (Parkersburg Branch).....	\$ 836,230	\$ 836,230
Eureka Pipe Line Co.....	78,032	76,213
Hope Natural Gas Co.....	8,564	8,784
American Telephone & Telegraph Co.....	2,040	2,472
Western Union Telegraph Co.....	2,780	2,900
Pullman Co.....	5,600	5,200
Chesapeake & Potomac Telephone Co.....	6,860	7,230
American Railway Express Co.....	1,500	1,300
<b>Totals for Clay District.....</b>	<b>\$ 941,106</b>	<b>\$ 940,329</b>
<b>WILLIAMS DISTRICT</b>		
B. & O. R. R. Co. (Ohio River R. R.).....	\$ 350,119	\$ 350,119
Kanawha Traction Co.....	147,511	147,511
Eureka Pipe Line Co.....	109,396	110,512
Hope Natural Gas Co.....	47,286	51,522
Reserve Gas Co.....	148,211	166,942
Chesapeake & Potomac Telephone Co.....	14,033	13,240
Western Union Telegraph Co.....	2,650	2,650
Pullman Co.....	1,826	1,632
American Railway Express Co.....	1,000	1,000
<b>Totals for Williams District.....</b>	<b>\$ 822,032</b>	<b>\$ 845,128</b>
<b>LUBECK DISTRICT</b>		
B. & O. R. R. Co. (Ohio River R. R.).....	\$ 523,294	\$ 523,294
Hope Natural Gas Co.....	6,442	8,545
Western Union Telegraph Co.....	3,510	4,500
Citizens Telephone Company of Rockport.....	25	25
Pullman Co.....	2,910	2,813
Chesapeake & Potomac Telephone Co.....	15,203	17,064
American Railway Express Co.....	1,500	1,346
<b>Totals for Lubeck District.....</b>	<b>\$ 552,884</b>	<b>\$ 557,587</b>
<b>TYGART DISTRICT</b>		
Little Kanawha R. R. Co.....	\$ 25,376	\$ 21,376
Kanawha Traction Co.....	44,164	44,164
Hope Natural Gas Co.....	132,951	16,800
Parkersburg & Southside Bridge Co.....	21,272	21,272
Citizens Telephone Company of Rockport.....	300	390
Eureka Pipe Line Co.....	143	141
Chesapeake & Potomac Telephone Co.....	9,463	10,858
<b>Totals for Tygart District.....</b>	<b>\$ 233,619</b>	<b>\$ 114,861</b>
<b>STEELE DISTRICT</b>		
Citizens Telephone Company of Rockport.....	\$ 885	\$ 885
Hope Natural Gas Co.....	6,237	7,792
<b>Totals for Steel District.....</b>	<b>\$ 7,122</b>	<b>\$ 8,677</b>

	1920	1921
<b>HARRIS DISTRICT</b>		
Hope Natural Gas Co.....	\$ 779	\$ 973
B. & O. R. R. Co. (Ohio River R. R.).....	533,903	533,903
Eureka Pipe Line Co.....	3,164	3,118
Chesapeake & Potomac Telephone Co.....	13,915	10,166
Western Union Telegraph Co.....	1,704	2,362
American Railway Express Co.....	1,500	1,300
Pullman Co.....	2,889	2,700
<b>Totals for Harris District.....</b>	<b>\$ 557,854</b>	<b>\$ 554,522</b>
<b>SLATE DISTRICT</b>		
Eureka Pipe Line Co.....	\$ 251	\$ 247
Little Kanawha R. R. Co.....	58,787	50,794
Citizens Telephone Company of Rockport.....	590	590
Consolidated Telephone Co.....	1,285	
Hope Natural Gas Co.....		1,605
Chesapeake & Potomac Telephone Co.....	5,542	5,760
<b>Totals for Slate District.....</b>	<b>\$ 66,455</b>	<b>\$ 58,996</b>
<b>PARKERSBURG MUNICIPALITY</b>		
B. & O. R. R. Co. (Bridge).....	\$ 486,510	\$ 486,510
B. & O. R. R. Co. (Ohio River R. R.).....	327,224	327,224
B. & O. R. R. Co. (Parkersburg Br.).....	484,230	484,230
Little Kanawha R. R. Co.....	1,500	1,200
Kanawha Traction Co.....	637,763	637,763
St. Marys Power & Light Co.....	300	5,286
Hope Natural Gas Co.....	169,837	215,838
American Telephone & Telegraph Co.....	510	620
Western Union Telegraph Co.....	5,960	7,441
Chesapeake & Potomac Telephone Co.....	242,053	328,031
Pullman Co.....	3,905	3,905
Parkersburg & South Side Bridge Co.....	68,728	68,728
Eureka Pipe Line Co.....	2,543	2,927
Paragon Refining Co.....		1,200
Parkersburg & Ohio Bridge.....	40,000	75,000
American Railway Express Co.....	1,743	1,743
<b>Totals for Parkersburg Municipality.....</b>	<b>\$ 2,472,806</b>	<b>\$ 2,647,596</b>
<b>WILLIAMSTOWN MUNICIPALITY</b>		
B. & O. R. R. Co. (Ohio River R. R.).....	\$ 174,690	\$ 174,690
Kanawha Traction Co.....	41,337	41,337
Eureka Pipe Line Co.....	29,033	19,300
Hope Natural Gas Co.....	24,732	19,832
Williamstown Water, Light & Power Co.....	10,000	15,000
Western Union Telegraph Co.....	1,779	2,350
Chesapeake & Potomac Telephone Co.....	13,101	16,065
Pullman Co.....	1,468	1,468
Ohio River Bridge & Ferry Co.....	225,000	225,000
American Railway Express Co.....	500	300
<b>Totals for Williamstown Municipality.....</b>	<b>\$ 521,640</b>	<b>\$ 515,342</b>
<b>TOTALS FOR WOOD COUNTY.....</b>	<b>\$ 8,049,938</b>	<b>\$ 8,214,923</b>

	1920	1921
<b>WYOMING COUNTY</b>		
A Statement Showing the Assessed Value, by Districts and Municipalities, of the Property of Railroad, Oil and Gas Pipe Line, Water, Light and Power, Telephone and Telegraph, Express, Car Line and Toll Bridge Companies for the Years 1920 and 1921 as Assessed by the Board of Public Works.		
<b>BARKERS RIDGE DISTRICT</b>		
American Railway Express Co.....	\$ 1,135	\$ 1,745
Appalachian Power Co.....	133,881	260,430
Virginian Ry. Co.....	825,000	824,861
Chesapeake & Potomac Telephone Co.....		605
<b>Totals for Barkers Ridge District.....</b>	<b>\$ 960,016</b>	<b>\$ 1,087,641</b>
<b>SLAB FORK DISTRICT</b>		
American Railway Express Co.....	\$ 3,000	\$ 2,000
Appalachian Power Co.....	40,364	141,908
Virginian Ry. Co.....	819,285	995,000
Chesapeake & Potomac Telephone Co.....	3,781	7,985
<b>Totals for Slab Fork District.....</b>	<b>\$ 866,440</b>	<b>\$ 1,146,893</b>
<b>MULLENS MUNICIPALITY</b>		
Chesapeake & Potomac Telephone Co.....	\$ 3,758	\$ 6,149
Virginian Ry. Co.....	100,000	110,000
Appalachian Power Co.....	10,000	25,000
Mullens Power Co.....	6,000	15,000
<b>Totals for Mullens Municipality.....</b>	<b>\$ 119,758</b>	<b>\$ 156,149</b>
<b>TOTALS FOR WYOMING COUNTY.....</b>	<b>\$ 1,946,214</b>	<b>\$ 2,390,683</b>
<b>GRAND TOTALS ENTIRE STATE.....</b>	<b>\$354,066,817</b>	<b>\$367,785,493</b>



## GENERAL INDEX

---

	Page
Assessed Value of Car Lines .....	497
Assessed Value of Electric and Power Companies .....	479
Assessed Value of Express Companies .....	496
Assessed Value of Oil and Gas Pipe Line Companies .....	471
Assessed Value of Personal Property, 1920-1921 .....	2-393-394
Assessed Value Personal Property, 1904-1921 .....	403-458
Assessed Value of Property of Cities and Towns .....	401
Assessed Value of Real Estate, 1920-1921 .....	2-393-394
Assessed Value of Real Estate, 1904-1921 .....	403-458
Assessed Value of Steam Railroads .....	459
Assessed Value of Street Railroads .....	470
Assessed Value of Telegraph and Telephone Companies .....	485
Assessed Value of Toll Bridges .....	499
Assessed Value Total of All Property, 1920-1921 .....	394
Assessed Value Total of All Property, 1918-1919 .....	397
Assessed Value Total of All Property by Counties, 1904-1921 .....	403-457
Assessed Value Total of all Property in State, 1904-1921 .....	458
Assessed Value of Water, Light and Power Companies .....	479
Assessments (See Introduction to Report) .....	v
Average Rate of Levy for Counties, 1920-1921 .....	9-393
Average Rate of Levy for Counties, 1904-1921 .....	403-457
Average Rate of Levy for State, 1920-1921 .....	395
Average Rates of Levy for State, 1918-1919 .....	398
Average Rate of Levy for State, 1904-1921 .....	458
 Barbour County:	
Assessed Value, Taxes levied and Rates of Levy .....	2
Average Rates of Levy for State, County and District, School and Municipal Purposes .....	400
Classification of Public Utility Valuations (Insert Table) .....	500
Comparative Values, 1921 and 1922 (Insert Table) .....	xv
Comparative Values and Taxes Levied, 1904 to 1921 .....	403
Forfeitures Collected .....	xxii
Inheritance Taxes Collected .....	xxiii
License Taxes Collected .....	xxiv
Public Utility Valuations listed by names of Companies .....	501
 Berkeley County:	
Assessed Value, Taxes Levied and Rates of Levy .....	10
Average Rates of Levy for State, County and District, School and Municipal Purposes .....	400
Classification of Public Utility Valuations (Insert Table) ..	500
Comparative Values, 1921 and 1922. (Insert Table) .....	xv

	Page
Comparative Values and Taxes Levied, 1904 to 1921 .....	404
Forfeitures Collected .....	xxii
Inheritance Taxes Collected .....	xxiii
License Taxes Collected .....	xxiv
Public Utility Valuations listed by names of Companies ...	503
 <b>Boone County:</b>	
Assessed Value, Taxes Levied and Rates of Levy.....	15
Average Rates of Levy for State, County and District, School and Municipal Purposes .....	400
Classification of Public Utility Valuations (Insert Table) ..	500
Comparative Values, 1921 and 1922. (Insert Table) .....	xv
Comparative Values and Taxes Levied, 1904 to 1921 .....	405
Forfeitures Collected .....	xxii
Inheritance Taxes Collected .....	xxiii
License Taxes Collected .....	xxiv
Public Utility Valuations listed by names of Companies .....	505
 <b>Braxton County:</b>	
Assessed Value, Taxes Levied and Rates of Levy .....	20
Average Rates of Levy for State, County and District, School and Municipal Purposes .....	400
Classification of Public Utility Valuations (Insert Table) ..	500
Comparative Values, 1921 and 1922. (Insert Table) .....	xv
Comparative Values and Taxes Levied, 1904 to 1921 .....	406
Forfeitures Collected .....	xxii
Inheritance Taxes Collected .....	xxiii
License Taxes Collected .....	xxiv
Public Utility Valuations listed by names of Companies ....	506
 <b>Brooke County:</b>	
Assessed Value, Taxes Levied and Rates of Levy.....	28
Average Rates of Levy for State, County and District, School and Municipal Purposes .....	400
Classification of Public Utility Valuations (Insert Table) ..	500
Comparative Values, 1921 and 1922. (Insert Table) .....	xv
Comparative Values and Taxes Levied, 1904 to 1921 .....	407
Forfeitures Collected .....	xxii
Inheritance Taxes Collected .....	xxiii
License Taxes Collected .....	xxiv
Public Utility Valuations listed by names of Companies ....	509
Building Fund, Taxes Levied for.....	2-393
Building Fund, Total Taxes Levied in State for .....	394
Business-Profession Tax (See Introduction to Report) ....	v
 <b>Cabell County:</b>	
Assessed Value, Taxes Levied and Rates of Levy .....	33
Average Rates of Levy for State, County and District, School	

	Page
and Municipal Purposes .....	400
Classification of Public Utility Valuations (Insert Table) ..	500
Comparative Values, 1921 and 1922. (Insert Table) .....	xv
Comparative Values and Taxes Levied, 1904 to 1921 .....	408
Forfeitures Collected .....	xxif
Inheritance Taxes Collected .....	xxiii
License Taxes Collected .....	xxiv
Public Utility Valuations listed by names of Companies ....	511
 Calhoun County:	
Assessed Value, Taxes Levied and Rates of Levy .....	38
Average Rates of Levy for State, County and District, School and Municipal Purposes .....	400
Classification of Public Utility Valuations (Insert Table) ..	500
Comparative Values, 1921 and 1922. (Insert Table) .....	xv
Comparative Values and Taxes Levied, 1904 to 1921 .....	409
Forfeitures Collected .....	xxif
Inheritance Taxes Collected .....	xxiii
License Taxes Collected .....	xxiv
Public Utility Valuations listed by names of Companies ....	513
 Car Lines, Assessed Value of (Insert Table) .....	500
Cities and Towns, Value of .....	401
Cities and Towns, Municipal Taxes Levied Within .....	2-393
 Clay County:	
Assessed Value, Taxes Levied and Rates of Levy .....	43
Average Rates of Levy for State, County and District, School and Municipal Purposes .....	400
Classification of Public Utility Valuations (Insert Table) ..	500
Comparative Values, 1921 and 1922. (Insert Table) .....	xv
Comparative Values and Taxes Levied, 1904 to 1921 .....	410
Forfeitures Collected .....	xxif
Inheritance Taxes Collected .....	xxiii
License Taxes Collected .....	xxiv
Public Utility Valuations listed by names of Companies ....	514
 Collection of Inheritance Taxes from July 1, 1919 to June 30, 1921, by Counties .....	xxiii
Collection of License Taxes by Counties for Fiscal Years 1921 and 1922 .....	xxiv
Collection of Penalties for Failure to Return Property for Taxation .....	xxli
Comparative Table showing by Counties, Magisterial Districts and Municipalities, the Assessed Value of Property of Public Utility Companies .....	501
District Road Taxes, Amount Levied .....	2-393-395
District Road Taxes, Total Amount Levied in State .....	395

	Page
<b>Doddridge County:</b>	
Assessed Value, Taxes Levied and Rates of Levy .....	48
Average Rates of Levy for State, County and District, School and Municipal Purposes .....	400
Classification of Public Utility Valuations (Insert Table) ..	500
Comparative Values, 1921 and 1922. (Insert Table) .....	xv
Comparative Values and Taxes Levied, 1904 to 1921 .....	411
Forfeitures Collected .....	xxii
Inheritance Taxes Collected .....	xxiii
License Taxes Collected .....	xxiv
Public Utility Valuations listed by names of Companies ....	515
Express Companies, Assessed Value of .....	496
Express Companies, Assessed Value of (Insert Table) .....	500
<b>Fayette County:</b>	
Assessed Value, Taxes Levied and Rates of Levy .....	55
Average Rates of Levy for State, County and District, School and Municipal Purposes .....	400
Classification of Public Utility Valuations (Insert Table) ..	500
Comparative Values, 1921 and 1922. (Insert Table) .....	xv
Comparative Values and Taxes Levied, 1904 to 1921 .....	412
Finance, State and Local.....	xxv
Forfeitures Collected .....	xxii
Inheritance Taxes Collected .....	xxiii
License Taxes Collected .....	xxiv
Public Utility Valuations listed by names of Companies ....	518
Forfeitures Collected .....	xxii
<b>Gilmer County:</b>	
Assessed Value, Taxes Levied and Rates of Levy .....	64
Average Rates of Levy for State, County and District, School and Municipal Purposes .....	400
Classification of Public Utility Valuations (Insert Table) ..	500
Comparative Values, 1921 and 1922. (Insert Table) .....	xv
Comparative Values and Taxes Levied, 1904 to 1921 .....	413
Forfeitures Collected .....	xxii
Inheritance Taxes Collected .....	xxiii
License Taxes Collected .....	xxiv
Public Utility Valuations listed by names of Companies ....	521
<b>Grant County:</b>	
Assessed Value, Taxes Levied and Rates of Levy .....	70
Average Rates of Levy for State, County and District, School and Municipal Purposes .....	400
Classification of Public Utility Valuations (Insert Table) ..	500
Comparative Values, 1921 and 1922. (Insert Table) .....	xv
Comparative Values and Taxes Levied, 1904 to 1921 .....	414
Forfeitures Collected .....	xxii
Inheritance Taxes Collected .....	xxiii

	Page
License Taxes Collected .....	xxiv
Public Utility Valuations listed by names of Companies ....	523
 Greenbrier County:	
Assessed Value, Taxes Levied and Rates of Levy .....	75
Average Rates of Levy for State, County and District, School and Municipal Purposes .....	400
Classification of Public Utility Valuations (Insert Table) ..	500
Comparative Values, 1921 and 1922. (Insert Table) .....	xv
Comparative Values and Taxes Levied, 1904 to 1921 .....	415
Forfeitures Collected .....	xxii
Inheritance Taxes Collected .....	xxiii
License Taxes Collected .....	xxiv
Public Utility Valuations listed by names of Companies ....	524
 Hampshire County:	
Assessed Value, Taxes Levied and Rates of Levy .....	86
Average Rates of Levy for State, County and District, School and Municipal Purposes .....	400
Classification of Public Utility Valuations (Insert Table) ..	500
Comparative Values, 1921 and 1922. (Insert Table) .....	xv
Comparative Values and Taxes Levied, 1904 to 1921 .....	416
Forfeitures Collected .....	xxii
Inheritance Taxes Collected .....	xxiii
License Taxes Collected .....	xxiv
Public Utility Valuations listed by names of Companies ....	526
 Hancock County:	
Assessed Value, Taxes Levied and Rates of Levy .....	92
Average Rates of Levy for State, County and District, School and Municipal Purposes .....	400
Classification of Public Utility Valuations (Insert Table) ..	500
Comparative Values, 1921 and 1922. (Insert Table) .....	xv
Comparative Values and Taxes Levied, 1904 to 1921 .....	417
Forfeitures Collected .....	xxii
Inheritance Taxes Collected .....	xxiii
License Taxes Collected .....	xxiv
Public Utility Valuations listed by names of Companies ....	528
 Hardy County:	
Assessed Value, Taxes Levied and Rates of Levy .....	97
Average Rates of Levy for State, County and District, School and Municipal Purposes .....	400
Classification of Public Utility Valuations (Insert Table) ..	500
Comparative Values, 1921 and 1922. (Insert Table) .....	xv
Comparative Values and Taxes Levied, 1904 to 1921 .....	418
Forfeitures Collected .....	xxii

	Page
Inheritance Taxes Collected .....	xxiii
License Taxes Collected .....	xxiv
Public Utility Valuations listed by names of Companies ....	530
 Harrison County:	
Assessed Value, Taxes Levied and Rates of Levy .....	101
Average Rates of Levy for State, County and District, School and Municipal Purposes .....	400
Classification of Public Utility Valuations (Insert Table) ..	500
Comparative Values, 1921 and 1922. (Insert Table) .....	xv
Comparative Values and Taxes Levied, 1904 to 1921 .....	419
Forfeitures Collected .....	xxii
Inheritance Taxes Collected .....	xxiii
License Taxes Collected .....	xxiv
Public Utility Valuations listed by names of Companies .....	531
Inheritance taxes, Collections from July 1st, 1919, to June 30, 1922, by Counties .....	xxiii
 Jackson County:	
Assessed Value, Taxes Levied and Rates of Levy .....	120
Average Rates of Levy for State, County and District, School and Municipal Purposes .....	400
Classification of Public Utility Valuations (Insert Table) ..	500
Comparative Values, 1921 and 1922. (Insert Table) .....	xv
Comparative Values and Taxes Levied, 1904 to 1921 .....	420
Forfeitures Collected .....	xxii
Inheritance Taxes Collected .....	xxiii
License Taxes Collected .....	xxiv
Public Utility Valuations listed by names of Companies ....	537
 Jefferson County:	
Assessed Value, Taxes Levied and Rates of Levy .....	126
Average Rates of Levy for State, County and District, School and Municipal Purposes .....	400
Classification of Public Utility Valuations (Insert Table) ..	500
Comparative Values, 1921 and 1922. (Insert Table) .....	xv
Comparative Values and Taxes Levied, 1904 to 1921 .....	421
Forfeitures Collected .....	xxii
Inheritance Taxes Collected .....	xxiii
License Taxes Collected .....	xxiv
Public Utility Valuations listed by names of Companies ....	538
 Kanawha County:	
Assessed Value, Taxes Levied and Rates of Levy .....	132
Average Rates of Levy for State, County and District, School and Municipal Purposes .....	400
Classification of Public Utility Valuations (Insert Table) ..	500

	Page
Comparative Values, 1921 and 1922. (Insert Table) .....	xv
Comparative Values and Taxes Levied, 1904 to 1921 .....	422
Forfeitures Collected .....	xxii
Inheritance Taxes Collected .....	xxiii
License Taxes Collected .....	xxiv
Public Utility Valuations listed by names of Companies ....	540
 Legislation Recommended (See Introduction to Report) ....	 v
Levy, Average Rate for Counties, 1920-1921 .....	9-393
Levy, Average Rate for Counties, 1904-1921 .....	403-457
Levy, Average Rates for State, 1920-1921 .....	395
Levy, Average Rates for State, 1918-1919.....	398
Levy, Average Rate for State, 1904-1921 .....	458
 Lewis County:	
Assessed Value, Taxes Levied and Rates of Levy .....	145
Average Rates of Levy for State, County and District, School and Municipal Purposes .....	400
Classification of Public Utility Valuations (Insert Table) ..	500
Comparative Values, 1921 and 1922. (Insert Table) .....	xv
Comparative Values and Taxes Levied, 1904 to 1921 .....	423
Forfeitures Collected .....	xxii
Inheritance Taxes Collected .....	xxiii
License Taxes Collected .....	xxiv
Public Utility Valuations listed by names of Companies ....	546
 License Taxes Collected, Table .....	 xxiv
 Lincoln County:	
Assessed Value, Taxes Levied and Rates of Levy .....	153
Average Rates of Levy for State, County and District, School and Municipal Purposes .....	400
Classification of Public Utility Valuation (Insert Table)....	500
Comparative Values, 1921 and 1922. (Insert Table) .....	xv
Comparative Values and Taxes Levied, 1904 to 1921 .....	424
Forfeitures Collected .....	xxii
Inheritance Taxes Collected .....	xxiii
License Taxes Collected .....	xxiv
Local and State Finances.....	xxv
Public Utility Valuations listed by names of Companies .....	548
 Logan County:	
Assessed Value, Taxes Levied and Rates of Levy .....	159
Average Rates of Levy for State, County and District, School and Municipal Purposes .....	400
Classification of Public Utility Valuations (Insert Table) ..	500
Comparative Values, 1921 and 1922. (Insert Table) .....	xv
Comparative Values and Taxes Levied, 1904 to 1921 .....	425
Forfeitures Collected .....	xxii
Inheritance Taxes Collected .....	xxiii

	Page
License Taxes Collected .....	xxiv
Public Utility Valuations listed by names of Companies ....	550
 <b>Marion County:</b>	
Assessed Value, Taxes Levied and Rates of Levy .....	163
Average Rates of Levy for State, County and District, School and Municipal Purposes .....	400
Classification of Public Utility Valuations (Insert Table) ..	500
Comparative Values, 1921 and 1922. (Insert Table) .....	xv
Comparative Values and Taxes Levied, 1904 to 1921 .....	426
Forfeitures Collected .....	xxii
Inheritance Taxes Collected .....	xxiii
License Taxes Collected .....	xxiv
Public Utility Valuations listed by names of Companies ....	551
 <b>Marshall County:</b>	
Assessed Value, Taxes Levied and Rates of Levy .....	174
Average Rates of Levy for State, County and District, School and Municipal Purposes .....	400
Classification of Public Utility Valuations (Insert Table) ..	500
Comparative Values, 1921 and 1922. (Insert Table) .....	xv
Comparative Values and Taxes Levied, 1904 to 1921 .....	427
Forfeitures Collected .....	xxii
Inheritance Taxes Collected .....	xxiii
License Taxes Collected .....	xxiv
Public Utility Valuations listed by names of Companies ....	555
 <b>Mason County:</b>	
Assessed Value, Taxes Levied and Rates of Levy .....	184
Average Rates of Levy for State, County and District, School and Municipal Purposes .....	400
Classification of Public Utility Valuations (Insert Table) ..	500
Comparative Values, 1921 and 1922. (Insert Table) .....	xv
Comparative Values and Taxes Levied, 1904 to 1921 .....	428
Forfeitures Collected .....	xxii
Inheritance Taxes Collected .....	xxiii
License Taxes Collected .....	xxiv
Public Utility Valuations listed by names of Companies ....	559
 <b>Mercer County:</b>	
Assessed Value, Taxes Levied and Rates of Levy .....	194
Average Rates of Levy for State, County and District, School and Municipal Purposes .....	400
Classification of Public Utility Valuations (Insert Table) ..	500
Comparative Values, 1921 and 1922. (Insert Table) .....	xv
Comparative Values and Taxes Levied, 1904 to 1921.....	429
Forfeitures Collected .....	xxii
Inheritance Taxes Collected .....	xxiii



	Page
License Taxes Collected .....	xxiv
Public Utility Valuations listed by names of Companies ...	562
<b>Mineral County:</b>	
Assessed Value, Taxes Levied and Rates of Levy .....	202
Average Rates of Levy for State, County and District, School and Municipal Purposes .....	400
Classification of Public Utility Valuations (Insert Table) ..	500
Comparative Values, 1921 and 1922. (Insert Table) .....	xv
Comparative Values and Taxes levied, 1904 to 1921 .....	430
Forfeitures Collected .....	xxii
Inheritance Taxes Collected .....	xxiii
License Taxes Collected .....	xxiv
Public Utility Valuations listed by names of Companies ....	565
<b>Mingo County:</b>	
Assessed Value, Taxes and Rates of Levy .....	209
Average Rates of Levy for State, County and District, School and Municipal Purposes .....	400
Classification of Public Utility Valuations (Insert Table) ..	500
Comparative Values, 1921 and 1922. (Insert Table) .....	xv
Comparative Values and Taxes levied, 1904 to 1921 .....	431
Forfeitures Collected .....	xxii
Inheritance Taxes Collected .....	xxiii
License Taxes Collected .....	xxiv
Public Utility Valuations listed by names of Companies ....	567
<b>Monongalia County:</b>	
Assessed Value, Taxes and Rates of Levy .....	215
Average Rates of Levy for State, County and District, School and Municipal Purposes .....	400
Classification of Public Utility Valuations (Insert Table) ..	500
Comparative Values, 1921 and 1922. (Insert Table) .....	xv
Comparative Values and Taxes Levied, 1904 to 1921 .....	432
Forfeitures Collected .....	xxii
Inheritance Taxes Collected .....	xxiii
License Taxes Collected .....	xxiv
Public Utility Valuations listed by names of Companies ....	569
<b>Monroe County:</b>	
Assessed Value, Taxes and Rates of Levy .....	223
Average Rates of Levy for State, County and District, School and Municipal Purposes .....	400
Classification of Public Utility Valuations (Insert Table) ..	500
Comparative Values, 1921 and 1922. (Insert Table) .....	xv
Comparative Values and Taxes Levied, 1904 to 1921 .....	433
Forfeitures Collected .....	xxii

	Page
Inheritance Taxes Collected .....	xxlii
License Taxes Collected .....	xxiv
Public Utility Valuations listed by names of Companies ....	573
 <b>Morgan County:</b>	
Assessed Value, Taxes and Rates of Levy .....	229
Average Rates of Levy for State, County and District, School and Municipal Purposes .....	400
Classification of Public Utility Valuations (Insert Table) ..	500
Comparative Values, 1921 and 1922. (Insert Table) .....	xv
Comparative Values and Taxes Levied, 1904 to 1921 .....	434
Forfeitures Collected .....	xxii
Inheritance Taxes Collected .....	xxlii
License Taxes Collected .....	xxiv
Public Utility Valuations listed by names of Companies ....	574
 <b>McDowell County:</b>	
Assessed Value, Taxes and Rates of Levy .....	234
Average Rates of Levy for State, County and District, School and Municipal Purposes .....	400
Classification of Public Utility Valuations (Insert Table) ..	500
Comparative Values, 1921 and 1922. (Insert Table) .....	xv
Comparative Values and Taxes Levied, 1904 to 1921 .....	435
Forfeitures Collected .....	xxii
Inheritance Taxes Collected .....	xxlii
License Taxes Collected .....	xxiv
Public Utility Valuations Listed by Names of Companies ....	576
 <b>Nicholas County:</b>	
Assessed Value, Taxes Levied and Rates of Levy .....	244
Average Rates of Levy for State, County and District, School and Municipal Purposes .....	400
Classification of Public Utility Valuations (Insert Table) ..	500
Comparative Values, 1921 and 1922. (Insert Table) .....	xv
Comparative Values and Taxes Levied, 1904 to 1921 .....	436
Forfeitures Collected .....	xxii
Inheritance Taxes Collected .....	xxlii
License Taxes Collected .....	xxiv
Public Utility Valuations listed by names of Companies ....	578
 <b>Ohio County:</b>	
Assessed Value, Taxes Levied and Rates of Levy .....	250
Average Rates of Levy for State, County and District, School and Municipal Purposes .....	400
Classification of Public Utility Valuations (Insert Table) ..	500
Comparative Values, 1921 and 1922. (Insert Table) .....	xv
Comparative Values and Taxes Levied, 1904 to 1921 .....	437

	Page
Forfeitures Collected .....	xxli
Inheritance Taxes Collected .....	xxlii
License Taxes Collected .....	xxiv
Public Utility Valuations listed by names of Companies ....	580
Oil and Gas Pipe Line Companies, Assessed Value of .....	471
Oil and Gas Pipe Line Companies, Assessed Value of (Insert Table) .....	500
Penalties Collected for Failure to Return Property for Taxa- tion .....	xxli
Pendleton County:	
Assessed Value, Taxes Levied and Rates of Levy .....	260
Average Rates of Levy for State, County and District, School and Municipal Purposes .....	400
Classification of Public Utility Valuations (Insert Table) ..	500
Comparative Values, 1921 and 1922. (Insert Table) .....	xv
Comparative Values and Taxes Levied, 1904 to 1921 .....	438
Forfeitures Collected .....	xxli
Inheritance Taxes Collected .....	xxlii
License Taxes Collected .....	xxiv
Public Utility Valuations listed by names of Companies ....	583
Percent of Taxes Levied on Different Classes of Property in the State, 1904-1921 .....	458
Personal Property, Assessed Value of 1920-1921.....	2-393
Personal Property, Assessed Value of 1904-1921.....	458
Personal Property, Percent of Taxes Levied on by Counties, 1904-1921 .....	403-458
Personal Property, Taxes Levied on 1920-1921.....	2-393
Personal Property, Percent of Taxes Levied on in State....	458
Personal Property, Taxes Levied on—1904-1921 .....	458
Personal Property, Total Assessed Value in each County, District, and Municipality .....	2-393
Personal Property, Total Assessed Value in State .....	458
Pleasants County:	
Assessed Value, Taxes Levied and Rates of Levy .....	265
Average Rates of Levy for State, County and District, School and Municipal Purposes .....	400
Classification of Public Utility Valuations (Insert Table) ..	500
Comparative Values, 1921 and 1922. (Insert Table) .....	xv
Comparative Values and Taxes Levied, 1904 to 1921 .....	439
Forfeitures Collected .....	xxli
Inheritance Taxes Collected .....	xxlii
License Taxes Collected .....	xxiv
Public Utility Valuations listed by names of Companies ....	584

	Page
<b>Pocahontas County:</b>	
Assessed Value, Taxes Levied and Rates of Levy .....	270
Average Rates of Levy for State, County and District, School and Municipal Purposes .....	400
Classification of Public Utility Valuations (Insert Table) ..	500
Comparative Values, 1921 and 1922. (Insert Table) .....	xv
Comparative Values and Taxes Levied, 1904 to 1921 .....	440
Forfeitures Collected .....	xxii
Inheritance Taxes Collected .....	xxiii
License Taxes Collected .....	xxiv
Public Utility Valuations listed by names of Companies ....	586
<b>Preston County:</b>	
Assessed Value, Taxes Levied and Rates of Levy .....	275
Average Rates of Levy for State, County and District, School and Municipal Purposes .....	400
Classification of Public Utility Valuations (Insert Table) ..	500
Comparative Values, 1921 and 1922. (Insert Table) .....	xv
Comparative Values and Taxes Levied, 1904 to 1921 .....	441
Forfeitures Collected .....	xxii
Inheritance Taxes Collected .....	xxiii
License Taxes Collected .....	xxiv
Public Utility Valuations listed by names of Companies ....	587
Property Assessed by Board of Public Works, Total in each County, District and Municipality .....	501-626
Property Assessed by Board of Public Works, Total in the State .....	394-500
Property Assessed by Board of Public Works, Percent of Taxes Levied on .....	403-457
Property, Total Assessed Value in each County, District and Municipality .....	2-393
Property, Total Assessed Value in State .....	394-458
Public Utility Companies, Assessed Value of by Districts and Municipalities .....	501-626
Public Utility Companies, Assessed Value of by Counties. (Insert Table) .....	500
<b>Putnam County:</b>	
Assessed Value, Taxes Levied and Rates of Levy .....	286
Average Rates of Levy for State, County and District, School and Municipal Purposes .....	400
Classification of Public Utility Valuations (Insert Table) ..	500
Comparative Values, 1921 and 1922. (Insert Table) .....	xv
Comparative Values and Taxes Levied, 1904 to 1921 .....	442
Forfeitures Collected .....	xxii
Inheritance Taxes Collected .....	xxiii
License Taxes Collected .....	xxiv
Public Utility Valuations Listed by names of Companies....	591

	Page
Railroads, Steam, Assessed Value by Counties (Insert) . . . .	500
Railroads, Steam, Assessed Value by Districts and Municipalities . . . . .	501-626
Railroads, Street, Assessed Value by Counties (Insert) . . . .	500
Railroads, Street, Assessed Value by Districts and Municipalities . . . . .	501-626
<b>Raleigh County:</b>	
Assessed Value, Taxes Levied and Rates of Levy . . . . .	292
Average Rates of Levy for State, County and District, School and Municipal Purposes . . . . .	400
Classification of Public Utility Valuations (Insert Table) ..	500
Comparative Values, 1921 and 1922. (Insert Table) . . . . .	xv
Comparative Values and Taxes Levied, 1904 to 1921 . . . . .	443
Forfeitures Collected . . . . .	xxii
Inheritance Taxes Collected . . . . .	xxiii
License Taxes Collected . . . . .	xxiv
Public Utility Valuations listed by names of Companies . . . .	593
<b>Randolph County:</b>	
Assessed Value, Taxes Levied and Rates of Levy . . . . .	299
Average Rates of Levy for State, County and District, School and Municipal Purposes . . . . .	400
Classification of Public Utility Valuations (Insert Table) ..	500
Comparative Values, 1921 and 1922. (Insert Table) . . . . .	xv
Comparative Values and Taxes Levied, 1904 to 1921 . . . . .	444
Forfeitures Collected . . . . .	xxii
Inheritance Taxes Collected . . . . .	xxiii
License Taxes Collected . . . . .	xxiv
Public Utility Valuations listed by names of Companies . . . .	595
Rates of Levy, Average for Counties 1920-1921 . . . . .	9-393
Rates of Levy for Municipal Purposes for 1920 and 1921 . . . .	9-393
Rates of Levy for State Purposes, 1920 and 1921 . . . . .	9-393
Rates of Levy, all Purposes for 1920 and 1921 . . . . .	395
Real Estate, Assessed Value in each County, District and Municipality . . . . .	2-393
Real Estate, Total Assessed Value in State . . . . .	394
Real Estate, Percent of Taxes Levied on 1904-1921 . . . . .	458
Recommendations by State Tax Commissioner (See Introduction) . . . . .	v
<b>Ritchie County:</b>	
Assessed Value, Taxes Levied and Rates of Levy . . . . .	310
Average Rates of Levy for State, County and District, School and Municipal Purposes . . . . .	400
Classification of Public Utility Valuations (Insert Table) ..	500
Comparative Values, 1921 and 1922. (Insert Table) . . . . .	xv

	Page
Comparative Values and Taxes Levied, 1904 to 1921 .....	445
Forfeitures Collected .....	xxii
Inheritance Taxes Collected .....	xxiii
License Taxes Collected .....	xxiv
Public Utility Valuations listed by names of Companies ....	598
Road Taxes, District, Amount Levied .....	9-393-395
<b>Roane County:</b>	
Assessed Values, Taxes Levied and Rates of Levy .....	317
Average Rates of Levy for State, County and District School, and Municipal Purposes .....	400
Classification of Public Utility Valuations (Insert Table) ..	500
Comparative Values, 1921 and 1922, (Insert Table) .....	xv
Comparative Values, and Taxes Levied, 1904 to 1921 .....	446
Forfeitures Collected .....	xxii
Inheritance Taxes Collected .....	xxiii
License Taxes Collected .....	xxiv
Public Utility Valuations listed by names of Companies ....	601
School Taxes State, Amount Levied for 1920 and 1921 .....	395
School Taxes, District, Amount Levied .....	9-393-395
State and Local Finances.....	xxv
Steam Railroad, Assessed Value of .....	459
Street Railroad, Assessed Value of .....	470
<b>Summers County:</b>	
Assessed Value, Taxes Levied and Rates of Levy .....	324
Average Rates of Levy for State, County and District, School, and Municipal Purposes .....	400
Classification of Public Utility Valuations (Insert Table) ..	500
Comparative Values, 1921 and 1922, (Insert Table) .....	xv
Comparative Values and Taxes Levied, 1904 to 1921 .....	447
Forfeitures Collected .....	xxii
Inheritance Taxes Collected .....	xxiii
License Taxes Collected .....	xxiv
Public Utility Valuations listed by names of Companies ....	603
Table Showing Valuations of Property, Rates of Levy and Taxes Levied for State Purposes .....	394
Taxes Levied for—	
Building Purposes .....	9-393-395
County Purposes .....	9-393-395
District Road Purposes .....	9-393-395
Municipal Purposes .....	9-393-395
School Purposes .....	9-393-395
State Purposes .....	9-393-395
Teacher's Purposes .....	9-393-395

	Page
<b>Taxes—</b>	
Total for each County, District and Municipality .....	9-393
Total Taxes in the State, 1920-1921 .....	395-396
Total Taxes in the State, 1904-1921 .....	458
Taxes Levied for State Purposes, Total .....	395
Forfeiture, Amount Collected .....	xxii
Gross-Sales, Amount Collected (See Introduction to Report) ..	v
Inheritance, Amount Collected .....	xxiii
License, Amount Collected .....	xxiv
<b>Taylor County:</b>	
Assessed Value, Taxes Levied and Rates of Levy .....	330
Average Rates of Levy for State, County and District School, and Municipal Purposes .....	400
Classification of Public Utility Valuations (Insert Table) ..	500
Comparative Values, 1921 and 1922, (Insert Table) .....	xv
Comparative Values and Taxes Levied, 1904 to 1921 .....	448
Forfeitures Collected .....	xxii
Inheritance Taxes Collected .....	xxiii
License Taxes Collected .....	xxiv
Public Utility Valuations listed by names of Companies ....	604
Teacher's Fund, Taxes Levied for .....	9-393-395
Teacher's Fund, Total Taxes Levied in State for .....	395
Telegraph and Telephone Companies, Assessed Value of ....	485
Toll Bridges, Assessed Value of .....	499
Towns and Cities, Assessed Value of .....	401
<b>Tucker County:</b>	
Assessed Value, Taxes Levied and Rates of Levy .....	335
Average Rates of Levy for State, County and District, School, and Municipal Purposes .....	400
Classification of Public Utility Valuations (Insert Table) ..	500
Comparative Values, 1921 and 1922, (Insert Table) .....	xv
Comparative Values and Taxes Levied, 1904 to 1921 .....	449
Forfeitures Collected .....	xxii
Inheritance Taxes Collected .....	xxiii
License Taxes Collected .....	xxiv
Public Utility Valuations listed by names of Companies ....	606
<b>Tyler County:</b>	
Assessed Value, Taxes Levied and Rates of Levy .....	342
Average Rates of Levy for State, County and District, School, and Municipal Purposes .....	400
Classification of Public Utility Valuations (Insert Table) ..	500
Comparative Values, 1921 and 1922, (Insert Table) .....	xv
Comparative Values and Taxes Levied, 1904 to 1921 .....	450
Forfeitures Collected .....	xxii
Inheritance Taxes Collected .....	xxiii

	Page
License Taxes Collected .....	xxiv
Public Utility Valuations listed by names of Companies ....	608
<b>Upshur County:</b>	
Assessed Value, Taxes Levied and Rates of Levy .....	349
Average Rates of Levy for State, County and District School, and Municipal Purposes .....	400
Classification of Public Utility Valuations (Insert Table) ..	500
Comparative Values, 1921 and 1922, (Insert Table) .....	xv
Comparative Values and Taxes Levied, 1904 to 1921 .....	451
Forfeitures Collected .....	xxii
Inheritance Taxes Collected .....	xxiii
License Taxes Collected .....	xxiv
Public Utility Valuations listed by names of Companies .....	611
<b>Valuations, Assessed of—</b>	
All Property .....	394
Car Lines .....	497
Electric Companies .....	479
Express Companies .....	496
Oil and Gas Companies .....	471
Personal Property .....	2-393
Property Assessed by Board of Public Works .....	394-500
Property of Cities and Towns .....	401
Real Estate .....	2-393-394
Steam Railroads .....	459
Street Railroads .....	470
Telegraph and Telephone Companies .....	485
Toll Bridges .....	499
Water, Light and Power Companies .....	479
Water, Light and Power Companies, Assessed Value of .....	479
<b>Wayne County:</b>	
Assessed Value, Taxes Levied and Rates of Levy .....	355
Average Rates of Levy for State, County and District, School, and Municipal Purposes .....	400
Classification of Public Utility Valuations (Insert Table) ..	500
Comparative Values, 1921 and 1922, (Insert Table) .....	xv
Comparative Values and Taxes Levied, 1904 to 1921 .....	452
Forfeitures Collected .....	xxii
Inheritance Taxes Collected .....	xxiii
License Taxes .....	xxiv
Public Utility Valuations listed by names of Companies ....	613
<b>Webster County:</b>	
Assessed Value, Taxes Levied and Rates of Levy .....	362
Average Rates of Levy for State, County and District, School, and Municipal Purposes .....	400



	Page
Classification of Public Utility Valuations (Insert Table) ..	500
Comparative Values, 1921 and 1922, (Insert Table) .....	xv
Comparative Values and Taxes Levied, 1904 to 1921 .....	453
Forfeitures Collected .....	xxii
Inheritance Taxes Collected .....	xxiii
License Taxes Collected .....	xxiv
Public Utility Valuations listed by names of Companies ....	616
 Wetzel County:	
Assessed Value, Taxes Levied and Rates of Levy .....	367
Average Rates of Levy for State, County and District, School, and Municipal Purposes .....	400
Classification of Public Utility Valuations (Insert Table) ..	500
Comparative Values, 1921 and 1922. (Insert Table) .....	xv
Comparative Values and Taxes Levied, 1904 to 1921 .....	454
Forfeitures Collected .....	xxii
Inheritance Taxes Collected .....	xxiii
License Taxes Collected .....	xxiv
Public Utility Valuations listed by names of Companies ....	618
 Wirt County:	
Assessed Values, Taxes Levied and Rates of Levy .....	375
Average Rates of Levy for State, County and District, School, and Municipal Purposes .....	400
Classification of Public Utility Valuations (Insert Table) ..	500
Comparative Values, 1921 and 1922. (Insert Table) .....	xv
Comparative Values and Taxes Levied, 1904 to 1921 .....	455
Forfeitures Collected .....	xxii
Inheritance Taxes Collected .....	xxiii
License Taxes Collected .....	xxiv
Public Utility Valuations listed by name of Companies .....	621
 Wood County:	
Assessed Value, Taxes Levied and Rates of Levy .....	381
Average Rates of Levy for State, County and District, School, and Municipal Purposes .....	400
Classification of Public Utility Valuations (Insert Table) ..	500
Comparative Values, 1921 and 1922. (Insert Table) .....	xv
Comparative Values and Taxes Levied, 1904 to 1921 .....	456
Forfeitures Collected .....	xxii
Inheritance Taxes Collected .....	xxiii
License Taxes Collected .....	xxiv
Public Utility Valuations listed by names of Companies ....	623
 Wyoming County:	
Assessed Value, Taxes Levied and Rates of Levy .....	388
Average Rates of Levy for State, County and District, School, and Municipal Purposes .....	400
Classification of Public Utility Valuations, (Insert Table) ..	500

---

	<b>Page</b>
<b>Comparative Values, 1921 and 1922, (Insert Table) . . . . .</b>	<b>xv</b>
<b>Comparative Values and Taxes Levied, 1904 to 1921 . . . . .</b>	<b>457</b>
<b>Forfeitures Collected . . . . .</b>	<b>xxii</b>
<b>Inheritance Taxes Collected . . . . .</b>	<b>xxiii</b>
<b>License Taxes Collected . . . . .</b>	<b>xxiv</b>
<b>Public Utility Valuations listed by names of Companies . . . . .</b>	<b>626</b>





**Seventh Biennial Report**

**-- OF THE --**

**State Tax Commissioner**

**Ex-Officio Chief Inspector**

**-- AND --**

**Supervisor Of Public Offices**

---

**STATE OF WEST VIRGINIA**

**1921-1922**

---



**C HARLESTON**

**1922**



TRIBUNE PRINTING CO., CHARLESTON, W. VA

**LETTER OF TRANSMITTAL**

---

**STATE OF WEST VIRGINIA,  
OFFICE OF STATE TAX COMMISSIONER,  
CHARLESTON, WEST VIRGINIA.**

*To His Excellency, EPHRAIM F. MORGAN,  
Governor of West Virginia.*

**SIR:—In compliance with the provisions of Chapter 33, Acts of the  
Legislature, Extraordinary Session of 1908, I herewith submit to you the  
Seventh Biennial Report—1921-22—of the State Tax Commissioner, ex-  
officio Chief Inspector and Supervisor of Public Offices.**

**Respectfully submitted,**

**WALTER S. HALLANAN,  
State Tax Commissioner, Ex-officio Chief  
Inspector of Public Offices.**





## TABLE OF CONTENTS

---

<b>Introductory</b> .....	5
<b>Bond Issues of the Several Counties, Districts, School Districts and Municipalities Therein:</b>	
<b>Barbour</b> .....	9
<b>Berkeley</b> .....	9
<b>Boone</b> .....	10
<b>Braxton</b> .....	11
<b>Brooke</b> .....	12
<b>Cabell</b> .....	14
Calhoun .....	17
Clay .....	17
Doddridge .....	17
Fayette .....	18
Gilmer .....	19
Grant .....	19
Greenbrier .....	20
Hampshire .....	22
Hancock .....	22
Hardy .....	25
Harrison .....	25
Jackson .....	29
Jefferson .....	30
Kanawha .....	31
Lewis .....	36
Lincoln .....	36
Logan .....	37
Marion .....	38
Marshall .....	40
Mason .....	41
Mercer .....	42
Mineral .....	44
Mingo .....	45
<b>Monongalia</b> .....	46
<b>Monroe</b> .....	48
<b>Morgan</b> .....	49
<b>McDowell</b> .....	50
<b>Nicholas</b> .....	52
<b>Ohio</b> .....	53
<b>Pendleton</b> .....	56
<b>Pleasants</b> .....	56
<b>Pocahontas</b> .....	57
<b>Preston</b> .....	58

Putnam .....	59
Raleigh .....	60
Randolph .....	61
Ritchie .....	62
Roane .....	63
Summers .....	64
Taylor .....	65
Tucker .....	66
Tyler .....	67
Upshur .....	68
Wayne .....	69
Webster .....	70
Wetzel .....	71
Wirt .....	72
Wood .....	72
Wyoming .....	74
Recapitulation of County Bond Issues.....	75
Recapitulation of District Bond Issues.....	75
Recapitulation of School District Bond Issues.....	78
Recapitulation of Municipal Bond Issues.....	81
Grand Recapitulation by Counties of All Issues.....	85
Grand Recapitulation by Counties of All Issues Authorized but Unsold July 1, 1922.....	86

## INTRODUCTORY

**Bonded indebtedness of the State of West Virginia, its counties, districts, school districts and municipalities as of July 1, 1922.**

The detail tables contained in this report show for each bond issue: Amount of the original bond issue; amount outstanding July 1, 1922; rate of interest; purpose for which issued, date interest payable and date bonds mature.

Tables are arranged alphabetically by counties. County tables are followed by a recapitulation of county bond issues, a recapitulation of district bond issues, a recapitulation of school district bond issues, a recapitulation of municipal bond issues and a grand recapitulation by counties, showing all bonds outstanding July 1, 1922, and bonds authorized at time of compiling this report, but unsold July 1, 1922.

July 1, 1922, the State of West Virginia and its several taxing districts had bonds outstanding aggregating \$72,610,400.

Additional bonds have been authorized by a vote of the people prior to the time of compiling this report, but were not issued prior to July 1, 1922, aggregating \$18,511,000, making a grand total of bonds outstanding and authorized of \$91,121,400. This total includes the \$15,000,000. State road bonds authorized by the First Session of the 1923 Legislature.



THE BONDS ARE THE DIRECT OBLIGATIONS OF THE FOLLOWING CLASSES OF TAXING DISTRICTS:

	Issued and Outstanding	Authorized but not Issued	Grand Total
State .....	\$25,300,000	\$15,000,000	\$40,300,000
Counties .....	8,466,200		8,466,200
Districts .....	17,457,700	2,324,000	19,781,700
School Districts .....	9,810,000	510,000	10,320,000
Municipalities .....	11,576,500	677,000	12,253,500
<b>Totals .....</b>	<b>72,610,400</b>	<b>18,511,000</b>	<b>91,121,400</b>

THE OUTSTANDING AND AUTHORIZED BONDS ARE FOR THE FOLLOWING PURPOSES:

State-Virginia Debt .....		\$10,300,000
State Road Bonds .....	\$30,000,000	
County Road Bonds .....	7,997,000	
District Road Bonds .....	19,287,200	
<b>Total Road Bonds .....</b>		<b>57,284,200</b>
County Railroad Bonds .....	15,000	
District Railroad Bonds .....	494,500	
<b>Total Railroad Bonds .....</b>		<b>509,500</b>
County Court House, Jail .....		454,200
District School Bonds .....		10,320,000
Municipal Bonds .....		12,253,500
<b>Total .....</b>		<b>91,121,400</b>

THE BONDS BEAR THE FOLLOWING RATES OF INTEREST. IT WILL BE OBSERVED THAT APPROXIMATELY 63 PER CENT OF THE BONDED INDEBTEDNESS BEARS 5 PER CENT THE RATES OF INTEREST RANGING FROM 3½ TO 6 PER CENT:

	Principal	Annual Interest
3½ Per Cent Bonds .....	\$10,300,000	\$ 360,500
4 Per Cent Bonds .....	3,737,200	149,488
4½ Per Cent Bonds .....	5,937,000	267,165
5 Per Cent Bonds .....	51,232,100	2,561,605
5½ Per Cent Bonds .....	3,562,000	195,910
6 Per Cent Bonds .....	6,353,100	381,186
	<b>*\$81,121,400</b>	<b>\$3,915,854</b>

\*\$10,000,000.00 of the 1923 issue of State Road Bonds not included in foregoing schedule.

---

Average Interest Rate All Bond Issues .....	4.82%
Average Interest Rate State Bond Issues .....	4.36%
Average Interest Rate County, District and School Dist. Issues	5.10%

**Detail Table of Bond Issues, State of  
West Virginia and Its Taxing Districts  
Showing All Bonds Out-  
standing July 1, 1922.**

---

**Taxing District arranged alphabetically by counties, showing: First, County Bond Issues; Second, District Bond Issues; Third, School District Bond Issues; Fourth, Municipal Bond Issues.**

## BONDED INDEBTEDNESS OF THE STATE OF WEST VIRGINIA

As of July 1, 1922.

	Amount Original Bond Issue	Amount Outstanding July 1, 1922	Rate of Interest
<b>VIRGINIA DEBT ISSUE:</b>			
Issue for the purpose of paying the Virginia Debt.....	\$ 13,500,000	\$ 10,300,000	*3 ½
Bonds Dated January 1, 1919.			
Interest payable January 1 and July 1.			
One-twentieth of principal required to be retired annually.			
<b>STATE ROAD ISSUE:</b>			
Issue for Construction or Roads.....	\$ 15,000,000	\$ 15,000,000	5
Bonds dated July 1, 1921.			
Interest payable July 1 and January 1.			
One-twentieth of principal required to be retired annually beginning July 1, 1926.			
Totals State of West Virginia.....	\$ 28,500,000	\$ 25,300,000	.....
*Includes certain bonds retired after July 1, 1922 out of 1922 Sinking Fund.			

NOTE: The 1920 amendment to the Constitution authorized the Legislature to provide for the issuance of \$50,000,000.00 State Bonds for construction of roads. The 1921 Legislature provided for the issuance of \$15,000,000.00 which amount is set out in the above table. The 1923 Legislature, first session authorized the issuance of an additional \$15,000,000.00. \$5,000,000.00 of the second \$15,000,000.00 was advertised for sale and sold in February 1923; \$2,200,000.00 at 4% and \$2,800,000.00 at 4½%.



---



---

**BARBOUR COUNTY**


---

	Amount Original Bond Issue	Amount Outstanding July 1, 1922	Rate of Interest
<b>DISTRICT BOND ISSUES:</b>			
<b>Barber District:</b>			
Issue of June 1, 1916 for Roads.....	\$ 130,000	\$ 91,000	5
Interest payable June 1 and December 1			
Bonds mature \$6,500.00 annually; last bonds matures June 1, 1936.			
<b>SCHOOL DISTRICT BOND ISSUES:</b>			
<b>Belington Independent District:</b>			
Issue of September 1, 1912 for Buildings.....	\$ 25,000	\$ 25,000	5
Interest payable September 1			
Bonds mature September 1, 1946.			
<b>Philippi Independent District:</b>			
Issue of April 1, 1921 for Buildings.....	\$ 90,000	\$ 90,000	6
Interest payable April 1			
Bonds mature April 1, 1951			
Privilege to retire after 5 years.			
<b>MUNICIPAL BOND ISSUES:</b>			
<b>Town of Belington:</b>			
Issue of May 1, 1906 for Paving and Sewer.....	\$ 20,000	\$ 20,000	5
Interest payable May 1			
Bonds mature May 1, 1926.			
<b>City of Philippi:</b>			
Issue of August 30, 1915 Improvement Bonds.....	\$ 20,000	\$ 13,000	6
Interest payable August 30			
Bonds mature August 30, 1935			
Privilege to retire August 30, 1918.			
Issue of December 10, 1920 Light Plant.....	\$ 20,000	\$ 20,000	6
Interest payable December 10			
Bonds mature December 10, 1940.			
Total City of Philippi.....	\$ 40,000	\$ 33,000	....

---

**BERKELEY COUNTY**

<b>COUNTY BOND ISSUES:</b>			
Issue of January 1, 1895 Refunding Bonds.....	\$ 105,000	\$ 72,500	4
Interest payable January 1 and July 1			
Bonds mature January 1, 1929			
Privilege to retire January 1, 1906.			

	Amount Original Bond Issue	Amount Outstanding July 1, 1922	Rate of Interest
<b>SCHOOL DISTRICT BOND ISSUES:</b>			
<b>Martinsburg Independent District:</b>			
Issue of January 1, 1909.....	\$ 50,000	\$ 37,000	5
Interest payable January 1 and July 1			
Bonds mature January 1, 1943			
Privilege to retire January 1, 1919.			
 Issue of April 1, 1919.....	 \$ 75,000	 \$ 75,000	 5
Interest payable April 1 and October 1			
Bonds mature 1953			
Privilege to retire 1933.			
 Totals Martinsburg Independent.....	 \$ 125,000	 \$ 112,000	 ....
<b>MUNICIPAL BOND ISSUES:</b>			
<b>City of Martinsburg:</b>			
Issue of July 1, 1901 Refunding Bonds.....	\$ 76,000	\$ 66,500	4
Bonds mature 1935			
Privilege to retire 1921.			
 Issue of July 1, 1903 Water Works.....	 \$ 33,000	 \$ 32,000	 4
Bonds mature 1937			
Privilege to retire 1923.			
 Issue of December 14, 1909 Water Works.....	 \$ 40,000	 \$ 40,000	 5
Interest payable December 14			
Bonds mature December 14, 1943			
Privilege to retire December 14, 1929.			
 Issue of January 1, 1917 General Improvement.....	 \$ 210,000	 \$ 195,000	 5
Interest payable January 1			
Bonds mature January 1, 1951			
Privilege to redeem January 1, 1927.			
 Issue of July 1, 1919 Sewer.....	 \$ 100,000	 \$ 98,000	 5
Interest payable July 1			
Bonds mature July 1, 1953.			
Privilege to retire July 1, 1929.			
 Totals City of Martinsburg.....	 \$ 459,000	 \$ 431,500	 ....

Parts of the City of Martinsburg bonds are payable by special assessments.

### BOONE COUNTY

#### DISTRICT BOND ISSUES:

##### Sherman District:

Issue of January 1, 1920 for Roads.....	\$ 200,000	\$184,000	5
Interest payable January 1 and July 1			
Bonds mature serially.			

##### Washington District:

Issue of January 1, 1920 for Road.....	\$ 146,000	\$ 134,000	6
Interest payable January 1 and July 1			
Bonds mature serially.			

	Amount Original Bond Issue	Amount Outstanding July 1, 1922	Rate of Interest
<b>Paytonia District:</b>			
Issue of July 1, 1920 for Roads.....	\$ 67,000	\$ 63,000	6
Interest payable January 1 and July 1			
Bonds mature serially.			
<b>Scott District:</b>			
Issue of July 1, 1920 for Roads.....	\$ 142,000	\$ 129,000	6
Interest payable January 1 and July 1			
Bonds mature serially.			
<b>MUNICIPAL BOND ISSUES:</b>			
<b>Town of Madison:</b>			
Issue of April 1, 1921 for Sewers.....	\$ 40,000	\$ 39,000	6
Interest payable April 1 and October 1.			
Bonds mature serially. ..			

### BRAXTON COUNTY

#### SCHOOL DISTRICT BOND ISSUES:

##### Flatwoods Independent District:

Issue of May 20, 1916 High School Buildings.....	\$ 6,000	\$ 5,000	5
Interest payable July 1			
Bonds mature July 1, 1946			
Privilege to retire July 1, 1926.			

##### Sutton Independent District:

Issue of March, 1906 for School Buildings.....	\$ 18,000	\$ 7,000	6
Interest payable May 1			
Bonds mature March 2, 1926			
Privilege to retire March 2, 1906.			

##### Burnsville Independent District:

Issue of January 1, 1918 for School Buildings.....	\$ 20,000	\$ 19,000	5
Interest payable January 1			
Bonds mature January 1, 1952			
Privilege to retire January 1, 1928.			

##### Otter District:

Issue of January 1, 1922 for High School.....	\$ 99,000	\$ 99,000	6
Interest payable January 1			
Bonds mature serially.			

#### MUNICIPAL BOND ISSUES:

##### Town of Burnsville:

Issue of July 1, 1916 Paving and Sewer.....	\$ 17,000	\$ 15,000	5
Interest payable July 1			
Bonds mature July 1, 1950			
Privilege to retire July 1, 1926.			

##### Town of Gassaway:

Issue of February 1, 1912 Bridges .....	\$ 15,000	\$ 3,000	6
Interest payable February 1			
Bonds mature February 1, 1932			
Privilege to retire February 1, 1922.			

	Amount Original Bond Issue	Amount Outstanding July 1, 1922	Rate of Interest
Issue of May 1, 1920 Street Improvement.....	\$ 50,000	\$ 45,000	6
Interest payable May 1 and November 1			
Bonds mature May 1, 1930			
Privilege to retire any interest period.			
<b>Totals Town of Gassaway.....</b>	<b>\$ 65,000</b>	<b>\$ 48,000</b>	<b>....</b>
<b>Town of Sutton:</b>			
Issue of January 1, 1907 Paving and Sewer.....	\$ 18,000	\$ 13,000	5
Interest payable January 1			
Bonds mature January 1, 1937			
Privilege to retire January 1, 1918.			

### BROOKE COUNTY

#### COUNTY BOND ISSUES:

Issue of July 1, 1916 Construction of Roads.....	\$ 800,000	\$ 624,000	5
Interest payable January 1 and July 1			
Bonds mature \$26,000.00 January 1, 1917; \$27,000.00 January 1, 1918 and serially averaging \$32,000.00 annually thereafter. last Bond matures January 1, 1942.			

#### SCHOOL DISTRICT BOND ISSUES:

##### Cross Creek District:

Issue of September 1, 1906 Jefferson Street Building....	\$ 20,000	\$ 2,000.	4
Interest payable March 1 and September 1			
Bonds mature September 1, 1926			
Privilege to retire September 1, 1911.			
Issue of April 1, 1914 Main Street Buildings.....	\$ 20,000	\$ 20,000	5
Interest payable April 1			
Bonds mature April 1, 1934			
Privilege to retire April 1, 1924.			
Issue of August 5, 1919 for School Buildings.....	\$ 235,000	\$ 235,000	5
Interest payable December 1			
Bonds mature December 1, 1939			
Privilege to retire December 1, 1924.			
<b>Totals Cross Creek District.....</b>	<b>\$ 275,000</b>	<b>\$ 257,000</b>	<b>....</b>

##### Wellsburg Independent District:

Issue of August 1, 1911 for High School Buildings.....	\$ 85,000	\$ 85,000	5
Interest payable August 1			
Bonds mature August 1, 1945			
Privilege to retire August 1, 1921.			

#### MUNICIPAL BOND ISSUES:

##### Town Bethany:

Issue of 1, 1912 for Paving and Sewers.....	\$ 4,000	\$ 3,000	5
Interest payable April 1			
Bonds mature April 1, 1946			
Privilege to retire April 1, 1922.			

	Amount Original Bond Issue	Amount Outstanding July 1, 1922	Rate of Interest
<b>Town of Wellsburg:</b>			
Issue of August 1, 1896 Refunding Bonds.....	\$ 37,500	\$ 9,000	4
Interest payable August 1			
Bonds mature August 1, 1930			
Privilege to retire August 1, 1906.			
Issue of June 2, 1902 for Water Works.....	\$ 10,000	\$ 3,900	4
Interest payable June 2			
Bonds mature June 2, 1936			
Privilege to retire June 2, 1912.			
Issue of June 2, 1904 for Water Works.....	\$ 12,000	\$ 5,500	4
Interest payable June 2			
Bonds mature June 2, 1933			
Privilege to retire June 2, 1914.			
Issue of August 14, 1908 for Street Improvement.....	\$ 36,500	\$ 20,900	5
Interest payable August 14			
Bonds mature August 14, 1942			
Privilege to retire August 14, 1918.			
Issue of April 30, 1914 for Water and Fire Department...	\$ 16,000	\$ 16,000	5
Interest payable April 30			
Bonds mature April 30, 1948			
Privilege to retire April 30, 1924.			
Issue of November 1, 1916 for Fire Improvement.....	\$ 5,000	\$ 5,000	5
Interest payable November 1			
Bonds mature November 1, 1926			
Privilege to retire November 1, 1926.			
Issue of November 2, 1916 for Sewers.....	\$ 85,000	\$ 73,000	5
Interest payable November 2 and May 2			
Bonds mature \$42,000.00, November 30, 1927; and \$43,000.00, November 2, 1950			
Privilege to retire November 2, 1926.			
Issue of December 1, 1919 Sewers.....	\$ 30,000	\$ 30,000	5
Interest payable June 1 and December 1			
Bonds mature 1929.			
Totals Town of Wellsburg.....	\$ 232,000	\$ 163,300	....

**MUNICIPAL BOND ISSUES:****Town of Hollidays Cove:**

Issue of August 25, 1921 Sanitary Sewer.....	\$ 8,500	\$ 8,500	6
Interest payable August 25			
Bonds mature August 25, 1931			

	Amount Original Bond Issue	Amount Outstanding July 1, 1923	Rate of Interest
Issue of December 1, 1921 Streets.....	\$ 10,000	\$ 10,000	6
Interest payable December 1			
Bonds mature serially.			
<hr/>			
Totals Town of Hollidays Cove.....	\$ 18,500	\$ 18,500	....
Note:—Issue of November 1922 for \$38,000 at 5½% authorized but not sold as of July 1, 1922.			
<b>Town of Follansbee:</b>			
Issue of October 1, 1906 for Sewage Series "A".....	\$ 20,000	\$ 18,000	4½
Interest payable October 1			
Bonds mature October 1, 1940			
Privilege to retire October 1, 1918.			
Issue of April 1, 1913 Special Assessment.....	\$ 33,000	\$ 14,000	5½
Interest payable April 1			
Bonds mature April 1, 1923			
Privilege to retire April 1, 1914.			
Issue of October 1, 1913 Sewage No. 2 Series "B".....	\$ 18,000	\$ 18,000	5
Interest payable October 1			
Bonds mature October 1, 1947			
Privilege to retire October 1, 1923.			
Issue of October 1, 1914 Refunding Bonds.....	\$ 10,000	\$ 10,000	5½
Interest payable October 1			
Bonds mature October 1, 1934			
Privilege to retire October 1, 1924.			
Issue of September 1, 1921 Refunding.....	\$ 30,000	\$ 30,000	6
Interest payable September 1			
Bonds Mature September 1, 1941			
Privilege to retire September 1, 1931.			
<hr/>			
Total Town of Follansbee.....	\$ 111,000	\$ 90,000	....

### CABELL COUNTY

#### COUNTY BOND ISSUES:

Issue of June 1, 1906 Court House and Bridge.....	\$ 120,000	\$ 52,000	4½
Interest payable June 1			
Bonds mature June 1, 1936			
Privilege to retire June 1, 1926.			
Issue of May 27, 1911 for Roads.....	\$ 300,000	\$ 200,000	4½
Interest payable January 1 and July 1			
Bonds mature January 1, 1945			
Privilege to retire January 1, 1935.			
Issue of July 1, 1915 for Road.....	\$ 600,000	\$ 460,000	5
Interest payable January 1 and July 1			
Bonds mature July 1, 1946			
Privilege to retire July 1, 1936.			

	Amount Original Bond Issue	Amount Outstanding July 1, 1922	Rate of Interest
Issue of July 1, 1920 for Roads.....	\$ 1,000,000	\$ 930,000	5
Interest payable January 1 and July 1			
Bonds mature serially.			
<b>Total County Bond Issues.....</b>	<b>\$ 2,020,000</b>	<b>\$ 1,642,000</b>	<b>....</b>

**SCHOOL DISTRICT BOND ISSUES:****Barboursville Independent District:**

Issue of May 1, 1916 for Buildings.....	\$ 4,500	\$ 3,500	5
Interest payable May 1			
Bonds mature May 1, 1936			
Privilege to retire \$500.00 biennially after May 1, 1918.			

**Huntington Independent District:**

Issue of August 2, 1898 for New Buildings.....	\$ 12,000	\$ 12,000	5
Interest payable August 2			
Bonds mature August 2, 1925			
Privilege to retire August 2, 1925.			
Issue of December 17, 1902 for New Buildings.....	\$ 25,000	\$ 15,000	4
Interest payable December 19			
Bonds mature December 19, 1932			
Privilege to retire December 19, 1912.			
Issue of January 1, 1903 for New Buildings.....	\$ 25,000	\$ 25,000	4½
Interest payable January 1			
Bonds mature January 1, 1934			
Privilege to retire January 1, 1913.			
Issue of July 1, 1910 for New Buildings.....	\$ 50,000	\$ 50,000	5
Interest payable January 1			
Bonds mature January 1, 1930			
Privilege to retire January 1, 1930.			
Issue of April 1, 1914 New Buildings.....	\$ 500,000	\$ 500,000	5
Interest payable April 1 and October 1			
Bonds mature \$150,000, April 1, 1924; \$17,500, annually thereafter; last Bond matures April 1, 1944.			
Issue of June 1, 1916 for New Buildings.....	\$ 300,000	\$ 300,000	4½
Interest payable June 1 and December 1			
Bonds mature \$100,000 January 1, 1926 and \$10,000 annually thereafter; last Bond matures June 1, 1946.			
Issue of December 1, 1919 New Buildings.....	\$ 405,000	\$ 383,000	5
Interest payable December 1			
Bonds mature \$27,000 December 1, 1924, and \$27,000 annually thereafter; last Bond matures December 1, 1938.			
<b>Total Huntington Independent District.....</b>	<b>\$ 1,317,000</b>	<b>\$ 1,285,000</b>	<b>....</b>

	Amount Original Bond Issue	Amount Outstanding July 1, 1922	Rate of Interest
<b>MUNICIPAL BOND ISSUES:</b>			
<b>Town of Barboursville:</b>			
Issue of January 1, 1912 and June 9, 1913 for Water Works .....	\$ 24,000	\$ 21,000	6
Interest payable January 1 and July 15			
Bonds mature \$11,500, January 1, 1942; \$12,500.00 July 15, 1943			
Privilege to retire \$1,500 annually after the year 1913.			
<b>Town of Milton:</b>			
Issue of September 1, 1912 for Water Works.....	\$ 10,500	\$ 8,000	6
Interest payable September 1			
Bonds mature September 1, 1943			
Privilege to retire \$1,000 biennially beginning September 1, 1917.			
<b>MUNICIPAL BOND ISSUES:</b>			
<b>City of Huntington: (Old City),</b>			
Issue of July 1, 1893 for Sewers.....	\$ 25,000	\$ 25,000	6
Issue of July 1, 1893 for Paving.....	\$ 50,000	\$ 50,000	6
Issue of January 1, 1906 for Sewers.....	\$ 45,000	\$ 15,000	5
Issue of January 6, 1906 Paving.....	\$ 55,000	\$ 55,000	5
Issue of November 1, 1907 for Streets.....	\$ 50,000	\$ 50,000	5
Issue of November 1, 1907 for Fire Equipment.....	\$ 12,000	\$ 12,000	5
Issue of November 1, 1907 for Refunding.....	\$ 80,000	\$ 80,000	5
Total City of Huntington (Old City).....	\$ 317,000	\$ 287,000	....
<b>City of Huntington: (Central City).</b>			
Issue of September 1, 1905 Central City.....	\$ 23,000	\$ 23,000	5
Issue of August 1, 1907 for Central City.....	\$ 17,000	\$ 17,000	5
Total City of Huntington (Central City).....	\$ 40,000	\$ 40,000	....
<b>City of Huntington: (Greater City).</b>			
Issue of June 1, 1909 for Purchase of Grounds.....	\$ 80,000	\$ 80,000	5
Issue of June 1, 1909 for Fifth Series.....	\$ 75,000	\$ 75,000	5
Issue of July 1, 1913 for Incinerator.....	\$ 20,000	\$ 20,000	5
Issue of July 1, 1913 for Improvements.....	\$ 180,000	\$ 180,000	5
Issue of October 1, 1914 for City Building.....	\$ 125,000	\$ 125,000	5
Issue of October 1, 1914 for Fire Equipment.....	\$ 30,000	\$ 30,000	5
Issue of October 1, 1914 for Undergrade Crossings.....	\$ 25,000	\$ 25,000	5
Issue of October 1, 1914 Market House.....	\$ 10,000	\$ 10,000	5
Issue of October 1, 1914 for Police Equipment.....	\$ 5,000	\$ 5,000	5
Totals City of Huntington (Greater City).....	\$ 550,000	\$ 550,000	....
Grand Total City of Huntington.....	\$ 907,000	\$ 877,000	....

\*Sinking Fund is for all Issues.

Part of the City of Huntington bonds are payable by special assessments.



**CALHOUN COUNTY**

	Amount Original Bond Issue	Amount Outstanding July 1, 1922	Rate of Interest
--	----------------------------------	---------------------------------------	------------------------

**MUNICIPAL BOND ISSUES:**

**Town of Grantsville:**

Issue of July 1, 1920 Water Works.....	\$ 12,500	\$ 12,500	6
Interest payable January 1 and July 1			
Bonds mature serially.			

**CLAY COUNTY**

**COUNTY BOND ISSUES:**

Issue of 1894 Rail Road Aid Bonds.....	\$ 15,000	\$ 15,000	6
Interest payable October 1			
Bonds mature October 1, 1928			
Privilege to retire October 1, 1928.			
Issue of January 1, 1902 Court House and Bridge.....	\$ 45,000	\$ 12,000	5
Interest payable January 1			
Bonds mature January 1, 1932.			
Privilege to retire January 1, 1908.			
<b>Total County Bond Issues.....</b>	<b>\$ 60,000</b>	<b>\$ 27,000</b>	<b>....</b>

**DODDRIDGE COUNTY**

**DISTRICT BOND ISSUES:**

**Grant District:**

Issue of December 1, 1916 for Roads.....	\$ 175,000	\$ 133,000	5
Interest payable June 1 and December 1			
Bonds mature \$7,000 annually; last Bond matures Dec- ember, 1941.			

**West Union District:**

Issue of April 15, 1916 for Roads.....	\$ 200,000	\$ 183,800	5
Interest payable April 15 and October 15			
Bonds mature \$13,000, April 15, 1921 and serially there- after averaging \$6,000 annually; las Bond matures April 15, 1941.			

**SCHOOL DISTRICT BOND ISSUES:**

**West Union Independent District:**

Issue of July 1, 1912 for School Buildings.....	\$ 20,000	\$ 20,000	6
Interest payable January 1 and July 1			
Bonds mature July 1, 1932			
Privilege to retire January 1, 1923.			

	Amount Original Bond Issue	Amount Outstanding July 1, 1922	Rate of Interest
<b>MUNICIPAL BOND ISSUES:</b>			
<b>Town of West Union:</b>			
Issue of July 1, 1914 for Water Works.....	\$ 62,000	\$ 62,000	5½
Interest payable July 1			
Bonds mature July 1, 1948			
Privilege to retire July 1, 1924.			
<b>FAYETTE COUNTY</b>			
<b>DISTRICT BOND ISSUES:</b>			
<b>Fayetteville District:</b>			
Issue of July 1, 1916 for Road.....	\$ 600,000	\$ 524,000	5
Interest payable January 1 and July 1			
Bonds mature \$10,000 annually after January 1, 1919;			
last Bond matures January 1, 1950.			
<b>Falls District:</b>			
Issue of July 1, 1916 for Road.....	\$ 175,000	\$ 153,000	5
Interest payable January 1 and July 1			
Bonds mature \$5,500.00 annually after January 1, 1919;			
last Bond matures January 1, 1950.			
<b>Sewell Mountain District:</b>			
Issue of July 1, 1916 for Road.....	\$ 175,000	\$ 153,000	5
Interest payable January 1 and July 1			
Bonds mature \$5,500.00 annually after January 1, 1919;			
last Bond matures January 1, 1950.			
<b>Kanawha District:</b>			
Issue of July 1, 1919 for Roads.....	\$ 379,000	\$ 343,000	5
Interest payable July 1 and January 1			
Bonds mature \$10,000 annually beginning July 1, 1920;			
last Bond matures July 1, 1953.			
<b>Quinnimont District:</b>			
Issue of July 1, 1919 for Roads.....	\$ 184,000	\$ 174,900	5
Interest payable July 1 and January 1			
Bonds mature \$5,700 annually commencing July 1, 1920;			
last Bond matures July 1, 1953.			
<b>Mountain Cove District:</b>			
Issue of July 1, 1919 for Roads.....	\$ 125,000	\$ 112,700	5
Interest payable July 1 and January 1			
Bonds mature \$3,700 annually commencing July 1, 1920;			
last Bond matures July 1, 1953.			
<b>Nuttall District:</b>			
Issue of July 1, 1916 for Road.....	\$ 100,000	\$ 85,700	5
Interest payable January 1 and July 1			
Bonds mature \$3,200.00 January 1, 1919 and averaging			
\$3,000.00 annually thereafter; last bond matures Janu-			
ary 1, 1950.			

	Amount Original Bond Issue	Amount Outstanding July 1, 1922	Rate of Interest
<b>MUNICIPAL BOND ISSUES:</b>			
<b>Town of Fayetteville:</b>			
Issue of October 1, 1911 for Sidewalks.....	\$ 14,700	\$ 8,000	6
Interest payable October 1			
Bonds mature October 1, 1931.			
Privilege to retire October 1, 1921.			
<b>Town of Montgomery:</b>			
Issue of July 1 and October 1, 1919.....	\$ 60,000	\$ 50,000	5
Interest payable July 1 and October 1			
Bonds mature serially: 4 bonds each year.			
Note:—Issue of September 1, 1922 for \$15,000; interest rate 5½%. Not sold July 1, 1922.			

### GILMER COUNTY

#### SCHOOL DISTRICT BOND ISSUES:

##### Glenville Independent District:

Issue of May 1, 1913 for New Buildings.....	\$ 15,000	\$ 15,000	6
Interest payable May 1			
Bonds mature May 1, 1947			
Privilege to retire May 1, 1923.			

### GRANT COUNTY

#### DISTRICT BOND ISSUES:

##### Milroy District:

Issue of September 1, 1909 Railroad Aid.....	\$ 30,000	\$ 11,000	5
Interest payable March 1 and September 1			
Bonds mature September 1, 1935			
Privilege to retire September 1, 1935.			

#### SCHOOL DISTRICT BOND ISSUES:

##### Petersburg Independent District:

Issue of January 1, 1912 for School Buildings.....	\$ 7,000	\$ 2,000	5
Interest payable January 1			
Bonds mature January 1, 1937.			
Privilege to retire January 1, 1922.			
Issue of May 1, 1921 for Buildings.....	\$ 12,000	\$ 12,000	6
Interest payable May 1			
Bonds mature serially.			
<b>Total Petersburg Independent.....</b>	<b>\$ 19,000</b>	<b>\$ 14,000</b>	<b>....</b>

#### MUNICIPAL BOND ISSUES:

##### Town of Petersburg:

Issue of August 1, 1914 for Water and Sewage.....	\$ 10,000	\$ 6,000	5½
Interest payable August 1			
Bonds mature August 1, 1933.			
Issue of September 1, 1921 Streets.....	\$ 12,000	\$ 12,000	6
Interest payable September 1			
Bonds mature serially.			
<b>Total Town of Petersburg.....</b>	<b>\$ 22,000</b>	<b>\$ 18,000</b>	<b>....</b>

## GREENBRIER COUNTY

	Amount Original Bond Issue	Amount Outstanding July 1, 1922	Rate of Interest
<b>DISTRICT BOND ISSUES:</b>			
<b>Lewisburg District:</b>			
Issue of January 1, 1916 for Road.....	\$ 153,500	\$ 107,300	5
Interest payable June 1 and December 1			
Bonds mature \$7,600.00 June 1, 1917 and averaging \$7,675.00 annually thereafter; last Bond matures June, 1, 1936.			
<b>White Sulphur District:</b>			
Issue of June 1, 1916 for Road.....	\$ 90,000	\$ 67,500	5
Interest payable June 1 and December 1			
Bonds mature \$4,500.00 June 1, 1917 and averaging \$4,500.00 annually thereafter; last Bond matures June 1, 1936.			
<b>Fort Springs District:</b>			
Issue of January 1, 1917 for Road.....	\$ 103,000	\$ 85,500	5
Interest payable January 1 and July 1			
Bonds mature \$3,500.00 January 1, 1918 and \$3,500.00 annually thereafter; last Bond matures January 1, 1947.			
<b>Meadow Bluff District:</b>			
Issue of January 1, 1918 for Roads.....	\$ 126,000	\$ 111,000	5
Interest payable January 1 and July 1			
Bonds mature \$6,300 each year; last Bond matures January 1, 1938.			
<b>Frankford District:</b>			
Issue of July 1, 1920 for Roads.....	\$ 41,500	\$ 37,500	5
Interest payable January 1 and July 1			
Bonds mature serially.			
<b>Blue Sulphur District:</b>			
Issue of January 1, 1921 for Roads.....	\$ 94,000	\$ 90,000	6
Interest payable January 1 and July 1			
Bonds mature serially.			
<b>SCHOOL DISTRICT BOND ISSUES:</b>			
<b>Fort Springs District:</b>			
Issue of April 15, 1916 for High School Buildings.....	\$ 30,000	\$ 30,000	5
Interest payable April 15			
Bonds mature April 15, 1946			
Privilege to retire \$5,000.00 April 15, 1925; \$5,000.00 April 15, 1930; \$10,000.00 April 15, 1935, and \$10,- 000.00 April 15, 1946.			

	Amount Original Bond Issue	Amount Outstanding July 1, 1922	Rate of Interest
<b>White Sulphur District:</b>			
Issue of May 15, 1912 for High School Buildings.....\$	\$ 20,000	\$ 5,000	6
Interest payable May 15			
Bonds mature May 15, 1932			
Privilege to retire May 15, 1922.			
<b>Falling Springs District:</b>			
Issue of October 1, 1919 for High School.....	\$ 30,000	\$ 30,000	6
Interest payable October 1			
Bonds mature serially each year; last Bond matures Octo- ber 1, 1939.			
<b>Frankford District:</b>			
Issue of June 1, 1920 for High School.....	\$ 25,000	\$ 25,000	6
Interest payable June 1			
Bonds mature June 1, 1940			
Privilege to retire after June 1, 1925.			
<b>Lewisburg Independent District:</b>			
Issue of September 1, 1920 for Buildings.....	\$ 37,500	\$ 37,500	6
Interest payable September 1			
Bonds mature serially.			
<b>MUNICIPAL BOND ISSUES:</b>			
<b>Town of Falling Springs:</b>			
Issue of June 15, 1915 for Street Improvement.....	\$ 4,500	\$ 4,500	6
Interest payable June 15			
Bonds mature June 15, 1935			
Privilege to retire June 15, 1925.			
<b>Town of Lewisburg:</b>			
Issue of September 1, 1911 for Street Improvement.....	\$ 16,500	\$ 16,500	5
Interest payable September 1			
Bonds mature September 1, 1931			
Privilege to retire September 1, 1931.			
Issue of October 3, 1914 for Water Works.....	\$ 3,200	\$ 2,800	6
Interest payable October 3			
Bonds mature October 3, 1924			
Privilege to retire October 3, 1916.			
Totals Town of Lewisburg.....	\$ 19,700	\$ 19,300	....
<b>Town of White Sulphur:</b>			
Issue of June 30, 1911 for Improvements.....	\$ 2,000	\$ 2,000	6
Interest payable June 30			
Bonds mature June 30, 1931			
Privilege to retire June 30, 1921.			
Issue of April 1, 1914 for Improvements.....	\$ 9,500	\$ 9,500	6
Interest payable April 1			
Bonds mature April 1, 1934			
Privilege to retire April 1, 1924			
Totals Town of White Sulphur.....	\$ 11,500	\$ 11,500	....

	Amount Original Bond Issue	Amount Outstanding July 1, 1922	Rate of Interest
<b>Town of Ronceverte:</b>			
Issue of September 1, 1902 for Water and Sewer.....	\$ 18,000	\$ 9,000	5
Interest payable September 1			
Bonds mature September 1, 1932			
Privilege to retire September 1, 1912.			
Issue of July 15, 1903 for Water and Sewer.....	\$ 5,000	\$ 3,500	6
Interest payable July 15			
Bonds mature July 15, 1933			
Privilege to retire July 15, 1913.			
Issue of August 7, 1911 for Paving and Sewer.....	\$ 16,000	\$ 16,000	6
Interest payable August 7			
Bonds mature August 7, 1941			
Privilege to retire August 7, 1921.			
Issue of May 5, 1913 for Paving.....	\$ 5,000	\$ 5,000	6
Interest payable May 5			
Bonds mature May 5, 1943			
Privilege to retire May 5, 1923.			
Issue of November 1, 1919 for Improvements.....	\$ 20,000	\$ 18,000	6
Interest payable November 1			
Bonds mature \$1,000 annually; last Bond matures Novem- ber 1, 1939.			
Total Town of Ronceverte.....	\$ 64,000	\$ 51,500	....

### HAMPSHIRE COUNTY

#### COUNTY BOND ISSUES:

Issue of July 1, 1921 for Court House.....	\$ 50,000	\$ 39,000	6
Interest payable January 1 and July 1			
Bonds mature serially.			
Privilege to retire January 1, 1922.			

#### DISTRICT BOND ISSUES:

##### Capon District:

Issue of June 1, 1919 for Railroad Aid Bonds.....	\$ 13,000	\$ 11,500	6
Interest payable June 1 and December 1			
Bonds mature June 1, 1944.			

#### MUNICIPAL BOND ISSUES:

##### Town of Romney:

Issue of May 1, 1911 for Water Works.....	\$ 15,000	\$ 7,500	5
Interest payable May 1			
Bonds mature May 1, 1931			
Privilege to retire any Interest Period.			

### HANCOCK COUNTY

#### COUNTY BOND ISSUES:

Issues of December 1, 1912 for Bridges.....	\$ 25,000	\$ 25,000	5
Interest payable December 1			
Bonds mature December 1, 1946.			

	Amount Original Bond Issue	Amount Outstanding July 1, 1922	Rate of Interest
Issue of August 1, 1920 for Court House.....	\$ 100,000	\$ 90,000	6
Interest payable August 1			
Bonds mature serially.			
<b>Total County Bond Issues.....</b>	<b>\$ 125,000</b>	<b>\$ 115,000</b>	<b>....</b>
<b>DISTRICT BOND ISSUES:</b>			
<b>Butler District:</b>			
Issue of March 1, 1913 for Roads.....	\$ 125,000	\$ 125,000	5
Interest payable March 1			
Bonds mature March 1, 1946			
Privilege to retire March 1, 1933.			
Issue of May 1, 1920 for Roads.....	\$ 100,000	\$ 91,000	5
Interest payable May 1 and November 1			
Bonds mature serially.			
<b>Total Butler District.....</b>	<b>\$ 225,000</b>	<b>\$ 216,000</b>	<b>....</b>
<b>Clay District:</b>			
Issue of July 1, 1914 for Road.....	\$ 40,000	\$ 38,000	5
Interest payable January 1 and July 1			
Bonds mature July 1, 1948			
Privilege to retire July 1, 1924.			
Issue of June 1, 1916 for Road.....	\$ 40,000	\$ 34,000	5
Interest payable June and December 1			
Bonds mature June 1, 1950			
Privilege to retire \$1,000 June 1, 1917 and serially averaging \$1,250 thereafter.			
<b>Total Clay District.....</b>	<b>\$ 80,000</b>	<b>\$ 72,000</b>	<b>....</b>
<b>Grant District:</b>			
Issue of May 1, 1912 for Road.....	\$ 125,000	\$ 125,000	5
Interest payable November 1 and May 1			
Bonds mature May 1, 1946			
Privilege to retire May 1, 1932.			
Issue of June 1, 1916 for Roads.....	\$ 125,000	\$ 104,000	5
Interest payable June 1 and December 1			
Bonds mature June 1, 1950			
Privilege to retire \$5,000 June 1, 1917 and averaging \$3,700 annually thereafter.			
<b>Total Grant District.....</b>	<b>\$ 250,000</b>	<b>\$ 229,000</b>	<b>....</b>
<b>Poe District:</b>			
Issue of June 1, 1916 for Road.....	\$ 50,000	\$ 50,000	5
Interest payable June 1 and December 1			
Bonds mature June 1, 1950			
Privilege to retire June 1, 1926.			

	Amount Original Bond Issue	Amount Outstanding July 1, 1922	Rate of Interest
<b>SCHOOL DISTRICT BOND ISSUES:</b>			
<b>Butler District:</b>			
Issue of November 1, 1911 for School Buildings.....	\$ 25,000	\$ 25,000	5
Interest payable May 1 and November 1			
Bonds mature May 1, 1946			
Privilege to retire May 1, 1922.			
Issue of May 1, 1916 for High School Buildings.....	\$ 50,000	\$ 50,000	5
Interest payable May 1 and November 1			
Bonds mature May 1, 1950			
Privilege to retire May 1, 1926.			
Total Butler District.....	\$ 75,000	\$ 75,000	...
Note:—\$210,000 issue of November 7, 1922, at 5½% not sold July 1, 1922.			
<b>Grant District:</b>			
Issue of August 1, 1912 for School Buildings.....	\$ 20,000	\$ 15,000	5
Interest payable August 1			
Bonds mature August 1, 1946			
Privilege to retire August 1, 1922.			
<b>Chester Independent District:</b>			
Issue of March 1, 1905 for School Buildings.....	\$ 25,000	\$ 9,500	4½
Interest payable March 1			
Bonds mature March 1, 1925			
Privilege to retire March 1, 1915.			
<b>MUNICIPAL BOND ISSUES:</b>			
<b>Town of Chester:</b>			
Issue of May 1, 1903 for Refunding and Paving.....	\$ 22,000	\$ 10,000	5
Interest payable May 1			
Bonds mature May 1, 1937			
Privilege to retire May 1, 1913.			
Issue of February 1, 1908 for Refunding.....	\$ 17,500	\$ 11,500	5
Interest payable February 1			
Bonds mature February 1, 1942			
Privilege to retire February 1, 1918.			
Total Town of Chester.....	\$ 39,500	\$ 21,500	....
<b>Town of New Cumberland:</b>			
Issue of July 1, 1902 for Refunding Issue of 1891.....	\$ 20,000	\$ 7,000	4
Interest payable July 1			
Bonds mature July 1, 1936			
Privilege to retire July 1, 1912.			
Issue of July 1, 1921 for Street Lights.....	\$ 5,000	\$ 5,000	6
Interest payable July 1			
Bonds mature July 1, 1931			
Total Town of New Cumberland.....	\$ 25,000	\$ 12,000	....



**HARDY COUNTY**

	Amount Original Bond Issue	Amount Outstanding July 1, 1922	Rate of Interest
<b>DISTRICT BOND ISSUES:</b>			
<b>Moorefield District:</b>			
Issue of June 1, 1910 for Railroad Aid Bonds.....	\$ 30,000	\$ 8,500	5
Interest payable June 1 and December 1			
Bonds mature June 1, 1940			
Privilege to retire June 1, 1915.			
<b>South Fork District:</b>			
Issue of June 1, 1910 Railroad Aid Bonds.....	\$ 30,000	\$ 8,500	5
Interest payable June 1 and December 1			
Bonds mature June 1, 1940			
Privilege to retire June 1, 1915.			
<b>Capon District:</b>			
Issue of October 1, 1920 for R. R.....	\$ 14,500	\$ 14,000	6
Interest payable October 1			
Bonds mature October 1, 1945.			
<b>SCHOOL DISTRICT BOND ISSUES:</b>			
<b>Moorefield District:</b>			
Issue of January 1, 1914 for High School Buildings.....	\$ 17,000	\$ 17,000	5
Interest payable January 1			
Bonds mature January 1, 1940			
Privilege to retire January 1, 1924.			
<b>MUNICIPAL BOND ISSUES:</b>			
<b>Town of Moorefield:</b>			
Issue of March 1 for Improvements.....	\$ 7,000	\$ 5,000	5½
Interest payable March 1			
Bonds mature March 1, 1932.			
Issue of October 1, 1918 for Improvements.....	\$ 8,000	\$ 8,000	5
Interest payable October 1			
Bonds mature October 1, 1933			
Totals Town of Moorefield.....	\$ 15,000	\$ 13,000	....

**HARRISON COUNTY**

**DISTRICT BOND ISSUES:**

**Clay District:**

Issue of August 1, 1916 for Road.....	\$ 300,000	\$ 240,000	5
Interest payable February 1 and August 1			
Bonds mature August 1, 1941			
Privilege to retire \$12,000.00 per annum.			

	Amount Original Bond Issue	Amount Outstanding July 1, 1922	Rate of Interest
<b>SCHOOL DISTRICT BOND ISSUES:</b>			
<b>Clay District:</b>			
Issue of June 1, 1912 for Buildings.....	\$ 50,000	\$ 22,000	5
Interest payable June 1 and December 1			
Bonds mature June 1, 1932			
Privilege to retire any Interest Period.			
<b>Coal District:</b>			
Issue of February 1, 1917 for Buildings.....	\$ 90,000	\$ 90,000	5
Interest payable February 1 and August 1			
Bonds mature February 1, 1936			
Privilege to retire February 1, 1928.			
<b>Clarksburg Independent District:</b>			
Issue of July 1, 1905 for School Buildings.....	\$ 60,000	\$ 30,000	5
Interest payable July 1			
Bonds mature July 1, 1925			
Privilege to retire July 1, 1915.			
Issue of September 1, 1911.....	\$ 275,000	\$ 214,000	5
Interest payable March 1 and September 1			
Bonds mature September 1, 1931			
Privilege to retire September 1, 1921.			
Totals Clarksburg Independent School District.....	\$ 335,000	\$ 244,000	.....
<b>Salem Independent District:</b>			
Issue of January 15, 1921 for buildings.....	\$ 75,000	\$ 75,000	6
Interest payable January 1 and July 1			
Bonds mature serially.			
<b>Bridgeport Independent District:</b>			
Issue of June 1, 1909 for School Buildings.....	\$ 12,000	\$ 5,000	5
Interest payable June 1			
Bonds mature June 1, 1929			
Privilege to retire June 1, 1914.			
<b>Simpson District:</b>			
Issue of May 1, 1921 for High School.....	\$ 72,000	\$ 72,000	6
Interest payable May 1 and November 1			
Bonds mature serially.			
<b>MUNICIPAL BOND ISSUES:</b>			
<b>Town of Shinnston:</b>			
Issue of August 1, 1907 for Street Paving.....	\$ 3,000	\$ 1,500	6
Interest payable August 1			
Bonds mature August 1, 1927			
Privilege to retire August 1, 1917.			
Issue of August 1, 1911 for Street Paving.....	\$ 10,000	\$ 7,500	5
Interest payable August 1			
Bonds mature August 1, 1931			
Privilege to retire August 1, 1921.			

	Amount Original Bond Issue	Amount Outstanding July 1, 1922	Rate of Interest
Issue of December 1, 1920, Water.....	\$ 61,000	\$ 61,000	6
Interest payable December 1			
Bonds mature serially.			
<b>Total Town of Shinnston.....</b>	<b>\$ 74,000</b>	<b>\$ 70,000</b>	<b>....</b>
<b>Town of Bridgeport:</b>			
Issue of March 1, 1915 for Water and Sewage.....	\$ 23,500	\$ 19,000	5
Interest payable March 1			
Bonds mature March 1, 1945			
Privilege to retire March 1, 1925.			
Issue of December 31, 1919, Paving.....	\$ 25,000	\$ 5,000	5½
Interest payable December 31			
Bonds mature serially.			
Issue of January 2, 1922 for Paving.....	\$ 37,000	\$ 37,000	6
Interest payable January 2			
Bonds mature serially.			
<b>Total Town of Bridgeport.....</b>	<b>\$ 85,500</b>	<b>\$ 61,000</b>	<b>....</b>
<b>MUNICIPAL BOND ISSUES:</b>			
<b>City of Clarksburg (Greater City):</b>			
Issue of October 1, 1919 for Sewer and Paving.....	\$ 600,000	\$ 512,000	5
Interest payable October 1 and April 1			
Bonds mature serially; last Bond matures October 1, 1953.			
Issue of October 1, 1919 payable by Water Board.....	\$ 300,000	\$ 283,000	5
Interest payable October 1 and April 1			
Bonds mature serially; last Bond matures October 1, 1953.			
<b>City of Clarksburg:</b>			
Issue of January 1, 1901 for Sewers.....	\$ 40,000	\$ 4,000	4
Interest payable January 1			
Bonds mature January 1, 1931			
Privilege to retire January 1, 1906.			
Issue of October 1, 1909 for Sewers.....	\$ 51,600	\$ 2,600	4½
Interest payable October 1			
Bonds mature October 1, 1939			
Privilege to retire October 1, 1919.			
Issue of January 1, 1914 for Bridges.....	\$ 110,000	\$ 85,000	5
Interest payable January 1			
Bonds mature January 1, 1944			
Privilege to retire January 1, 1924.			
<b>Town of Broad Oaks:</b>			
Issue of December 1, 1912 for Sewers.....	\$ 5,000	\$ 5,000	6
Interest payable December 1			
Bonds mature December 1, 1942			
Privilege to retire December 1, 1922.			

	Amount Original Bond Issue	Amount Outstanding July 1, 1922	Rate of Interest
Issue of July 1, 1915 for Paving.....	\$ 22,500	\$ 5,500	6
Interest payable July 1			
Bonds mature July 1, 1925			
Privilege to retire any Interest Period.			
*Note:—Also Special Assessment uncollected.			
Issue of July 1, 1917 for Paving.....	\$ 10,000	\$ 8,500	6
Interest payable July 1			
Bonds mature July 1, 1927			
Privilege to retire any Interest Period.			
*Note:—Also Special Assessment uncollected.			
<b>Town of Stealey Heights:</b>			
Issue of September 1, 1916 for Street Paving.....	\$ 20,500	\$ 7,500	6
Interest payable September 1			
Bonds mature September 1, 1926			
Privilege to retire any Interest Period.			
*Note:—Also Special Assessment uncollected.			
Issue of September 1, 1917 for Street Paving.....	\$ 15,000	\$ 7,000	6
Interest payable September 1			
Bonds mature September 1, 1927			
Privilege to retire any Interest Period.			
<b>Town of Adamston:</b>			
Issue of October 2, 1915 for Paving.....	\$ 21,000	\$ 12,000	6
Interest payable October 2			
Bonds mature October 2, 1925			
Privilege to retire any Interest Period.			
*Note:—Also Special Assessment uncollected.			
<b>Town of North View:</b>			
Issue of October 1, 1914 for Sewers.....	\$ 5,500	\$ 5,500	6
Interest payable October 1			
Bonds mature October 1, 1944			
Privilege to retire October 1, 1924.			
Issue of August 1, 1916 for Street Paving.....	\$ 24,000	\$ 5,500	6
Interest payable August 1			
Bonds mature August 1, 1926			
Privilege to retire any Interest Period.			
*Note:—Also Special Assessment uncollected.			
<b>City of Clarksburg (Payable by Water Board):</b>			
Issue of October 1, 1909 for Water Plant.....	\$ 218,400	\$ 152,400	4½
Interest payable October 1			
Bonds mature October, 1939			
Privilege to retire October 1, 1919.			
<b>Town of Broad Oaks (Payable by Water Board):</b>			
Issue of December 1, 1912 for Water Plant.....	\$ 17,000	\$ 14,000	6
Interest payable December 1			
Bonds mature December 1, 1942			
Privilege to retire December 1, 1922.			
*Note:—Also Special Assessment uncollected.			

	Amount Original Bond Issue	Amount Outstanding July 1, 1922	Rate of Interest
<b>Town of Adamston (Payable by Water Board):</b>			
Issue of December 2, 1912 for Water Plant.....	\$ 15,000	\$ 12,000	5
Interest payable December 2			
Bonds mature December 2, 1945			
Privilege to retire December 2, 1922.			
*Note:—Also Special Assessment uncollected.			
<b>Town of North View (Payable by Water Board):</b>			
Issue of October 1, 1914 for Water Plant.....	\$ 16,000	\$ 16,000	6
Interest payable October 1			
Bonds mature October 1, 1944			
Privilege to retire October 1, 1924.			
<hr/>			
Totals City of Clarksburg (Greater City).....	\$ 1,491,500	\$ 1,137,500	....
<b>MUNICIPAL BOND ISSUES:</b>			
<b>Town of Lumberport:</b>			
Issue of June 1, 1906 for Building Jail.....	\$ 1,800	\$ 1,800	6
Interest payable June 1			
Bonds mature June 1, 1938.			
Issue of June 1, 1916 for Street Paving.....	\$ 20,000	\$ 18,400	6
Interest payable June 1			
Bonds mature June 1, 1941.			
<hr/>			
Totals Town of Lumberport.....	\$ 21,800	\$ 20,000	....
<b>Town of Salem:</b>			
Issue of September 1, 1908 for Street Paving.....	\$ 31,500	\$ 21,500	6
Interest payable September 1			
Bonds mature September 1, 1942			
Privilege to retire after September 1, 1918.			

**JACKSON COUNTY**

**DISTRICT BOND ISSUES:**

**Ripley District:**

Issue of November 1, 1920 for Roads.....	\$ 130,000	\$ 119,600	5
Interest payable May 1 and November 1			
Bonds mature serially.			

**Union District:**

Issue of September 1, 1920 for Roads.....	\$ 90,000	\$ 80,000	5
Interest payable March 1 and September 1			
Bonds mature serially.			

**Ravenswood District:**

Note:—\$150,000 Road Bonds, issue of August 26, 1922, at 6%, not sold July 1, 1922.

	Amount Original Bond Issue	Amount Outstanding July 1, 1922	Rate of Interest
<b>SCHOOL DISTRICT BOND ISSUES:</b>			
<b>Ravenswood Independent District:</b>			
Issue of June 1, 1920 for Buildings.....	\$ 62,000	\$ 58,000	5
Interest payable June 1 and December 1			
Bonds mature serially.			
<b>Ripley Independent District:</b>			
Issue of April 1, 1920.....	\$ 18,000	\$ 18,000	5
Interest payable April 1			
Bonds mature April 1, 1940			
Privilege to retire after five years.			
<b>MUNICIPAL BOND ISSUES:</b>			
<b>Town of Ripley:</b>			
Issue of February 1, 1912 for Water Works.....	\$ 11,000	\$ 8,700	6
Interest payable February 1			
Bonds mature February 1, 1946			
Privilege to retire February 1, 1922.			
<b>Town of Ravenswood:</b>			
Issue of December 16, 1901 for Electric Light.....	\$ 7,000	\$ 7,000	4
Interest payable December 16			
Bonds mature December 16, 1935			
Privilege to retire December 16, 1911.			
Issue of March 1, 1915 for Water Works.....	\$ 15,000	\$ 15,000	6
Interest payable March 1			
Bonds mature March 1, 1935			
Privilege to retire March 1, 1925	..		
Issue of November 1, 1919 for Streets.....	\$ 21,000	\$ 21,000	5
Interest payable November 1			
Bonds mature November 1, 1929.			
Total Municipality of Ravenswood.....	\$ 43,000	\$ 43,000	....

**JEFFERSON COUNTY****COUNTY BOND ISSUES:**

Issue of July 1, 1917, for Refunding Bonds.....	\$ 169,000	\$ 143,700	5
Interest payable July 1 and January 1			
Bonds mature July 1, 1951			
Privilege to retire July 1, 1927.			

**SCHOOL DISTRICT BOND ISSUES:****Harpers Ferry District:**

Issue of January 1, 1913 for School Buildings.....	\$ 35,000	\$ 23,000	5
Interest payable January 1 and July 1			
Bonds mature January 1, 1947			
Privilege to retire January 1, 1923.			

	Amount Original Bond Issue	Amount Outstanding July 1, 1922	Rate of Interest
<b>Charles Town District:</b>			
Issue of April 1, 1911 for High School.....	\$ 30,000	\$ 30,000	5
Interest payable April 1 and October 1			
Bonds mature April 1, 1941			
Privilege to retire April 1, 1921.			
<b>MUNICIPAL BOND ISSUES:</b>			
<b>Town of Charles Town:</b>			
Issue of October 1, 1893 for Bridges.....	\$ 3,000	\$ 3,000	5
Interest payable October 1			
Bonds mature October 1, 1927.			
Issue of June 1, 1899 for Refunding Bonds.....	\$ 10,000	\$ 8,500	4
Interest payable June 1			
Bonds mature June 1, 1929			
Privilege to retire.			
<b>Total Town of Charles Town.....</b>	<b>\$ 13,000</b>	<b>\$ 11,500</b>	<b>....</b>
<b>Town of Shepherdstown:</b>			
Issue of May 1, 1920 for Improvements.....	\$ 3,500	\$ 3,200	5
Interest payable May 1			
Bonds mature May 1, 1940			
Privilege to retire May 1, 1930.			
<b>KANAWHA COUNTY</b>			
<b>COUNTY BOND ISSUES:</b>			
Issue of October 1, 1890 Bridge Bonds.....	\$ 150,000	\$ 7,000	5
Interest payable October 1 and April 1			
Bonds mature October 1, 1940			
<b>DISTRICT BOND ISSUES:</b>			
<b>Charleston District:</b>			
Issue of October 1, 1891 for Railroad Aid.....	\$ 80,000	\$ 12,000	6
Interest payable October 1			
Bonds mature October 1, 1925			
Privilege to retire.			
Issue of July 1, 1915 for Roads.....	\$ 80,000	\$ 29,500	5
Interest payable July 1 and January 1			
Bonds mature July 1, 1935			
Privilege to retire \$20,000 each 5 years beginning July 1, 1920.			
<b>Totals of Charleston District.....</b>	<b>\$ 160,000</b>	<b>\$ 41,500</b>	<b>....</b>
<b>Big Sandy District:</b>			
Issue of July 1, 1916 for Roads.....	\$ 170,000	\$ 146,000	5
Interest payable January 1 and July 1			
Bonds mature July 1, 1946			
Privilege to retire serially each year.			

	Amount Original Bond Issue	Amount Outstanding July 1, 1922	Rate of Interest
<b>Louden District:</b>			
Issue of July 1, 1915 for Roads.....	\$ 85,000	\$ 41,000	5
Interest payable January 1 and July 1			
Bonds mature July 1, 1935			
Privilege to retire \$21,000 July 1, 1920; \$21,000 July 1, 1925; \$21,500 July 1, 1930; \$21,500 July 1, 1935.			
Issue of September 1, 1916 for Roads.....	\$ 90,000	\$ 46,000	5
Interest payable Septemember 1 and March 1			
Bonds mature September 1, 1946			
Privilege to retire \$2,000 annually first 10 years; \$3,000 annually second 10 years; \$4,000 annually third 10 year period.			
Totals Louden District.....	\$ 175,000	\$ 87,000	....
<b>Jefferson District:</b>			
Issue of July 1915 for Roads.....	\$ 90,000	\$ 50,500	5
Interest payable January 1 and July 1			
Bonds mature July 1, 1935			
Privilege to retire \$22,500 each 5 year period beginning July 1, 1920.			
<b>Malden District:</b>			
Issue of July 1, 1915 for Roads.....	\$ 45,000	\$ 23,500	5
Interest payable January 1 and July 1			
Bonds mature July 1, 1935			
Privilege to retire \$11,000 July 1, 1920; \$11,000 July 1, 1925; \$11,500 July 1, 1930 and \$11,500 July 1, 1935.			
Note:—\$90,000 at 5½% issued July 1, 1922.			
<b>Poca District:</b>			
Issue of July 1, 1915 for Roads.....	\$ 25,000	\$ 18,500	5
Interest payable January 1, and July 1			
Bonds mature July 1, 1935			
Privilege to retire \$6,000 July 1, 1920; \$6,000 July 1, 1925; \$6,500 July 1, 1930, and \$6,500 July 1, 1935.			
Issue of May 1, 1920 for Roads.....	\$ 25,000	\$ 25,000	5
Interest payable January 1 and July 1			
Bonds mature serially.			
Totals Poca District.....	\$ 50,000	\$ 43,500	....
<b>Union District:</b>			
Issue of July 1, 1915 for Roads.....	\$ 50,000	\$ 28,000	5
Interest payable January 1 and July 1			
Bonds mature July 1, 1935			
Privilege to retire \$12,500 each 5 year period beginning July 1, 1920.			
Issue of October 1, 1919 for Roads.....	\$ 160,000	\$ 130,000	5
Interest payable April 1 and October 1			
Bonds mature serially.			
Totals Union District.....	\$ 210,000	\$ 158,000	....



	Amount Original Bond Issue	Amount Outstanding July 1, 1922	Rate of Interest
<b>Elk District:</b>			
Issue of October 1, 1919 for Roads.....	\$ 395,000	\$ 283,000	5
Interest payable April 1 and October 1			
Bonds mature serially.			
<b>Cabin Creek District:</b>			
Issue of October 1, 1919 for Roads.....	\$ 904,000	\$ 668,000	5
Interest payable April 1 and October 1			
Bonds mature serially.			
<b>Washington District:</b>			
Issue of May 1, 1920 for Roads.....	\$ 60,000	\$ 60,000	5
Interest payable January 1 and July 1			
Bonds mature serially.			
<b>SCHOOL DISTRICT BOND ISSUES:</b>			
<b>Big Sandy District:</b>			
Issue of September 1, 1910.....	\$ 30,000	\$ 19,000	5
Interest payable September 1			
Bonds mature, \$8,000 September 1, 1920 and serially thereafter; last Bond matures September 1, 1938.			
<b>Charleston District:</b>			
Issue of July 15, 1920.....	\$ 40,000	\$ 32,000	5
Interest payable July 15			
Bonds mature serially.			
<b>St. Albans Independent District:</b>			
Issue of May 1, 1912 for School Buildings.....	\$ 17,000	\$ 17,000	5
Interest payable May 1			
Bonds mature May 1, 1946			
Privilege to retire May 1, 1922.			
Issue of June 11, 1918 for School Buildings.....	\$ 20,000	\$ 20,000	5
Interest payable July 11			
Bonds mature July 11, 1952			
Privilege to retire after 10 years.			
Totals St. Albans Independent District.....	\$ 37,000	\$ 37,000	....
<b>Charleston Independent District:</b>			
Issue of June 30, 1899 for School Buildings.....	\$ 111,200	\$ 81,000	4½
Interest payable June 30			
Bonds mature June 30, 1929			
Privilege to retire June 30, 1919.			
Issue of May 1, 1909 for School Buildings.....	\$ 80,000	\$ 55,000	4½
Interest payable May 1			
Bonds mature May 1, 1942			
Privilege to retire May 1 1934			

	Amount Original Bond Issue	Amount Outstanding July 1, 1922	Rate of Interest
Issue of January 1, 1913 for School Buildings.....	\$ 300,000	\$ 242,000	5
Interest payable January 1			
Bonds mature January 1, 1947			
Privilege to retire January 1, 1938.			
Issue of May 1, 1916 for School Buildings.....	\$ 150,000	\$ 136,000	4½
Interest payable May 1			
Bonds Mature May 1, 1950			
Privilege to retire May 1, 1941.			
Issue of September 15, 1918 for School Building.....	\$ 95,000	\$ 95,000	5
Interest payable September 15			
Bonds mature September 15, 1952			
Privilege to retire September 15, 1923.			
Issue of July 1, 1920 for Buildings.....	\$ 480,000	\$ 435,000	5
Interest payable January 1 and July 1			
Bonds mature serially.			
<b>Total Charleston Independent.....</b>	<b>\$ 1,216,200</b>	<b>\$ 1,044,000</b>	<b>....</b>
<b>Union District:</b>			
Issue of July 1, 1915 for High School.....	\$ 10,000	\$ 3,000	5
Interest payable			
Bonds mature			
Date privilege to retire.			
<b>MUNICIPAL BOND ISSUES:</b>			
<b>Town of St. Albans:</b>			
Issue of October 1, 1906 for Street and Sewage.....	\$ 17,000	\$ 7,000	5
Interest payable October 1			
Bonds mature October 1, 1940			
Privilege to retire October 1, 1916.			
Issue of July 1, 1909 for City Hall.....	\$ 5,000	\$ 1,000	5
Interest payable July 1			
Bonds mature July 1, 1943			
Privilege to retire July 1, 1919.			
Issue of 1918 for Improvements.....	\$ 75,000	\$ 65,000	5
Interest payable March 1			
Bonds mature March 1, 1948			
Date privilege to retire March 1, 1920.			
<b>Totals Town of St. Albans.....</b>	<b>\$ 97,000</b>	<b>\$ 73,000</b>	<b>....</b>
<b>Town of East Bank:</b>			
Issue of May 1, 1916 for Water and Sewer.....	\$ 7,000	\$ 3,000	6
Interest payable May 1			
Bonds mature May 1, 1936			
Privilege to retire May 1, 1916.			

	Amount Original Bond Issue	Amount Outstanding July 1, 1922	Rate of Interest
<b>City of Charleston:</b>			
Issue of September 1, 1902 for Street Improvements.....	\$ 70,000	\$ 70,000	4
Interest payable September 1			
Bonds mature September 1, 1922			
Privilege to retire.			
Issue of December 1, 1905 for Elk Bridge.....	\$ 60,000	\$ 60,000	4
Interest payable December 1			
Bonds mature December 1, 1935.			
Issue of January 1, 1907 for Refunding and Improvement.	\$ 250,000	\$ 250,000	4½
Interest payable January 1			
Bonds to mature January 1, 1941.			
Issue of January 1, 1908 for Refunding.....	\$ 170,000	\$ 170,000	4½
Interest payable January 1			
Bonds mature January 1, 1942.			
*Sinking Fund is for all Issues.			
Total City of Charleston(All payable by general levy)...	\$ 550,000	\$ 550,000	....
Present annual requirement for Interest \$24,100			
Present annual requirement for Sinking Fund \$16,000			
<b>City of Charleston (Special Assessment Bonds):</b>			
Issue of July 1, 1914 for Improvements.....	\$ 465,000	\$ 93,000	5
Interest payable July 1			
Bonds mature \$46,500 yearly after July 1, 1915; last			
Bond matures July 1, 1924			
*Sinking Fund is for both Issues.			
Total City of Charleston (Special Assessment Bonds).....	\$ 465,000	\$ 93,000	....
Issue of September 1, 1919.....	\$ 1,000,000	\$ 760,000	5
Interest payable September 1			
Bonds mature 1929.			
Total City of Charleston.....	\$ 2,015,000	\$ 1,403,000	....
Note:—Issue of July 1, 1922 \$480,000 at 5%. Not sold July 1, 1922.			
<b>Town of South Charleston:</b>			
Issue of June 1, 1919 for Sewer and Paving.....	\$ 144,500	\$ 90,500	6
Interest payable June 1			
Bonds mature \$15,000 each year; last bond matures			
June 1, 1929.			
Part of the City of South Charleston Bonds are payable by special assessments.			
<b>Town of Clendenin:</b>			
Issue of November 1, 1920 for Streets.....	\$ 40,000	\$ 40,000	6
Interest payable November 1			
Bonds mature serially after 1931.			

## LEWIS COUNTY

	Amount Original Bond Issue	Amount Outstanding July 1, 1922	Rate of Interest
<b>DISTRICT BOND ISSUES:</b>			
<b>Hackers Creek District:</b>			
Issue of July 1, 1921 for Roads.....	\$ 350,000	\$ 330,000	6
Interest payable January 1 and July 1			
Bonds mature serially.			

**Freeman's Creek District:**

Note:—Issue of July 1, 1922 for Roads \$800,000 at 5½% Not Sold July 1, 1922.

**SCHOOL DISTRICT BOND ISSUES:****Jane Lew Independent District:**

Issue of May 1, 1913 for High School Buildings.....	\$ 9,000	\$ 9,000	5
Interest payable May 1, 1913			
Bonds mature May 1, 1943			
Privilege to retire May 1, 1923.			

**Collins Settlement District:**

Issue of July 1, 1920 for High School.....	\$ 50,000	\$ 50,000	6
Interest payable July 1			
Bonds mature serially.			

**Weston Independent District:**

Issue of April 1, 1910 for School Buildings.....	\$ 75,000	\$ 37,500	4½
Interest payable April 1			
Bonds mature \$37,500 April 1, 1920 and \$37,500 April 1, 1930.			
Privilege to retire April 1, 1920.			

**MUNICIPAL BOND ISSUES:****Town of Jane Lew:**

\$15,000 authorized but not sold July 1, 1922.

## LINCOLN COUNTY

**COUNTY BOND ISSUES:**

Issue of June 1, 1917 for Roads.....	\$ 675,000	\$ 540,000	5
Interest payable June 1			
Bonds mature June 1, 1942			
Privilege to retire serially averaging \$27,000 annually.			

**DISTRICT BOND ISSUES:****Sheridan, Laurel Hill and Harts Creek District:**

Group Issue of July 1, 1922 \$150,000 at 6% not sold July 1, 1922.

	Amount Original Bond Issue	Amount Outstanding July 1, 1922	Rate of Interest
<b>SCHOOL DISTRICT BOND ISSUES:</b>			
<b>Carroll District:</b>			
Issue of March 1, 1921 High School.....	\$ 60,000	\$ 60,000	5
Interest payable March 1			
Bonds mature serially.			
<b>LOGAN COUNTY</b>			
<b>COUNTY BOND ISSUES:</b>			
Issue of September 1, 1913 for Bridge.....	\$ 60,000	\$ 42,000	5
Interest payable September 1			
Bonds mature September 1, 1933			
Privilege to retire \$15,000 September 1, 1918 and balance at the option of the County Court.			
Issue of 1919 for Roads.....	\$ 1,000,000	\$ 950,000	5
Interest payable January 1 and July 1			
Bonds mature \$200,000 Jan. 1, 1930; \$300,000 Jan. 1, 1940; \$500,000 Jan. 1, 1950.			
Totals Logan County.....	\$ 1,060,000	\$ 992,000	....
<b>DISTRICT BOND ISSUES:</b>			
<b>Logan District:</b>			
Issue of May 20, 1916 for Road.....	\$ 200,000	\$ 85,000	5
Interest payable May 20 and November 20			
Bonds mature May 20, 1936			
Privilege to retire \$50,000 November 20, 1921 and \$10,000 annually thereafter.			
<b>SCHOOL DISTRICT BOND ISSUES:</b>			
<b>Logan District:</b>			
Issue of July 1, 1914 for School Buildings.....	\$ 75,000	\$ 75,000	5
Interest payable July 1			
Bonds mature July 1, 1948			
Privilege to retire July 1, 1924.			
Issue of July 1, 1921 for Buildings.....	\$ 405,000	\$ 405,000	5½
Interest payable January 1 and July 1			
Bonds mature serially.			
Total Logan District.....	\$ 480,000	\$ 480,000	..
<b>Triadelphia District:</b>			
Issue of January 1, 1915 for School Buildings.....	\$ 40,000	\$ 40,000	5
Interest payable January 1			
Bonds mature January 1, 1949			
Privilege to retire January 1, 1925.			
Issue of July 1, 1919 for School Buildings.....	\$ 60,000	\$ 60,000	5
Interest payable June 1			
Bonds mature July 1, 1939			
Privilege to retire July 1, 1924.			
Totals Triadelphia District.....	\$ 100,000	\$ 100,000	....

	Amount Original Bond Issue	Amount Outstanding July 1, 1922	Rate of Interest
<b>MUNICIPAL BOND ISSUES:</b>			
<b>City of Logan:</b>			
Issue of June 1, 1912 for Street Improvements.....	\$ 20,000	\$ 20,000	6
Interest payable June 1			
Bonds mature June 1, 1942.			
Issue of March 15, 1914 for Paving and Sewers.....	\$ 50,000	\$ 50,000	5
Interest payable March 15			
Bonds mature March 15, 1924.			
<b>Totals City of Logan.....</b>	<b>\$ 70,000</b>	<b>\$ 70,000</b>	<b>....</b>
<b>MARION COUNTY</b>			
<b>DISTRICT BOND ISSUES:</b>			
<b>Mannington District:</b>			
Issue of September 1, 1913 for Road.....	\$ 300,000	\$ 300,000	5
Interest payable March 1 and September 1			
Bonds mature September 1, 1943			
Privilege to retire September 1, 1933.			
<b>Fairmont District:</b>			
Issue of September 1, 1913 for Road.....	\$ 400.00	\$ 400.000	5
Interest payable March 1, and September 1			
Bonds mature September 1, 1943			
Privilege to retire September 1, 1933.			
Issue of September 1, 1915 for Road.....	\$ 100,000	\$ 100,000	5
Interest payable March 1 and September 1			
Bonds mature September 1, 1945			
Privilege to retire September 1, 1935.			
<b>Totals Fairmont District.....</b>	<b>\$ 500.000</b>	<b>\$ 500,000</b>	<b>....</b>
<b>Grant District:</b>			
Issue of June 1, 1917 for Road.....	\$ 194,500	\$ 163,500	5
Interest payable June 1 and December 1			
Bonds mature June 1, 1945.			
<b>Lincoln District:</b>			
Issue of June 1, 1917 for Road.....	\$ 650,000	\$ 561,500	5
Interest payable June 1 and December 1			
Bonds mature June 1, 1943.			
<b>Paw Paw District</b>			
Issue of June 1, 1917 for Road.....	\$ 330,000	\$ 278,000	5
Interest payable June 1 and December 1			
Bonds mature June 1, 1938			
Privilege to retire serially averaging \$9,000 annually.			
<b>Union District:</b>			
Issue of June 1, 1922 for Roads.....	\$ 391,000	\$ 391,000	5½
Interest payable June 1 and December 1			
Bonds mature serially.			

	Amount Original Bond Issue	Amount Outstanding July 1, 1922	Rate of Interest
<b>SCHOOL DISTRICT BOND ISSUES:</b>			
<b>Fairmont Independent District:</b>			
Issue of June 1, 1905 for School Buildings.....	\$ 150,000	\$ 71,500	5
Interest payable June 1			
Bonds mature June 1, 1925			
Privilege to retire June 1, 1908.			
Issue of June 1, 1912 for School Buildings.....	\$ 140,000	\$ 140,000	5
Interest payable June 1			
Bonds mature June 1, 1942			
Privilege to retire June 1, 1927.			
Totals Fairmont Independent District.....	\$ 290,000	\$ 211,500	....
<b>Union Independent District:</b>			
Issue of January 1, 1905 for School Buildings.....	\$ 20,000	\$ 14,500	4½
Interest payable January 1 and July 1			
Bonds mature July 1, 1939			
Privilege to retire July 1, 1915.			
Issue of June 1, 1912 for School Buildings.....	\$ 40,000	\$ 34,500	5
Interest payable June 1			
Bonds mature June 1, 1946			
Privilege to retire \$1,000 annually after June 1, 1922.			
Issue of June 1, 1919 for High School.....	\$ 150,000	\$ 145,000	5
Interest payable June 1			
Bonds mature May 31, 1953			
Privilege to redeem June 1, 1924.			
Totals Union Independent District.....	\$ 210,000	\$194,000	....
<b>Fairmont District:</b>			
Issue of June 1, 1920 for Buildings.....	\$ 98,000	\$ 98,000	5
Interest payable June 1			
Bonds mature serially.			
<b>MUNICIPAL BOND ISSUES:</b>			
<b>Town of Fairview:</b>			
Issue of September 3, 1902 for Water Works.....	\$ 10,000	\$ 7,000	5
Interest payable September 3			
Bonds mature September 3, 1922			
Privilege to retire September 3, 1907.			
Note:—\$13,000 issue of July 15, 1922 at 6%. Not sold July 1, 1922.			
<b>Town of Worthington:</b>			
Issue of July 15, 1920.....	\$ 3,500	\$ 3,500	6
Interest payable July 15			
Bonds mature 1930.			

	Amount Original Bond Issue	Amount Outstanding July 1, 1922	Rate of Interest
<b>City of Mannington:</b>			
Issue of August 1, 1898 for Street and Sewer.....	\$ 20,000	\$ 5,000	5
Interest payable August 1			
Bonds mature August 1, 1923			
Privilege to retire August 1, 1908.			
<b>City of Fairmont:</b>			
Issue of August 1, 1910 for Water Works.....	\$ 75,000	51,000	5
Interest payable August 1			
Bonds mature August 1, 1940			
Privilege to retire August 1, 1920.			
Issue of January 1, 1917 for Refunding and Improvement..	\$ 780,000	\$ 701,000	4½
Interest payable January 1			
Bonds mature January 1, 1947			
Privilege to retire serially.			
Issue of November 1, 1919 for Bridge.....	\$ 175,000	\$ 172,000	5
Interest payable November 1 and May 1			
Bonds mature serially; last bond matures 1949.			
Totals of City of Fairmont.....	\$ 1,010,000	\$ 924,000	....

### MARSHALL COUNTY

#### DISTRICT BOND ISSUES:

##### Union District:

Issue of January 1, 1913 for Road.....	\$ 150,000	\$ 150,000	5
Interest payable January 1			
Bonds mature \$6,000 January 1, 1923 and \$6,000 annually thereafter; last Bond matures January 1, 1947.			

##### Cameron District:

Issue of January 1, 1920 for Roads.....	\$ 234,000	\$ 215,000	5
Interest payable January 1			
Bonds mature serially			
\$10,000 each year.			

##### Clay District:

Issue of January 1, 1920 for Roads.....	\$ 200,000	\$ 184,000	5
Interest payable January 1			
Bonds mature serially.			

##### Meade District:

Issue of January 1, 1920 for Roads.....	\$ 151,000	\$ 139,000	5
Interest payable January 1			
Bonds mature serially.			

#### SCHOOL DISTRICT BOND ISSUES:

##### Cameron District:

Issue of January 2, 1908 for School Buildings.....	\$ 35,000	\$ 14,000	5
Interest payable January 2			
Bonds mature January 2, 1928			
Privilege to retire anytime.			



	Amount Original Bond Issue	Amount Outstanding July 1, 1922	Rate of Interest
<b>Union District:</b>			
Issue of January 1, 1905 for School Buildings.....	\$ 35,000	\$ 8,000	5
Interest payable January 1			
Bonds mature January 1, 1925			
Privilege to retire January 1, 1910.			
Issue of July 1, 1912 for School Buildings.....	\$ 80,000	\$ 80,000	5
Interest payable July 1			
Bonds mature July 1, 1942			
Privilege to retire serially.			
Totals Union District.....	\$ 115,000	\$ 89,000	....
<b>Moundsville Independent District:</b>			
Issue of March 1, 1908 for School Buildings.....	\$ 35,000	\$ 12,500	5
Interest payable March 1			
Bonds mature March 1, 1928			
Privilege to retire March 1, 1914.			
Issue of June 1, 1917 for School Buildings.....	\$ 168,000	\$ 166,000	5
Interest payable June 1			
Bonds mature June 1, 1945			
Privilege to retire serially			
Totals Moundsville Independent District.....	\$ 203,000	\$ 178,500	....
<b>MUNICIPAL BOND ISSUES:</b>			
<b>Town of McMechen:</b>			
Issue of October 1, 1907 for Sewers.....	\$ 25,000	\$ 22,000	5
Interest payable October 1			
Bonds mature October 1, 1937			
Privilege to retire October 1, 1917.			

### MASON COUNTY

#### DISTRICT BOND ISSUES:

##### Lewis District:

Issue of June 1, 1917 for Roads.....	\$ 150,000	\$ 120,000	5
Interest payable June 1 and December 1			
Bonds mature June 1, 1942			
Privilege to retire \$6,000 annually, beginning June 1, 1918			
Last Bond matures June 1, 1942.			

##### Graham District:

Issue of June 1, 1919 for Roads.....	\$ 67,000	\$ 55,500	5
Interest payable June 1			
Bonds mature serially			
Last Bond matures June 1, 1944.			

##### Waggoner District:

Issue of June 1, 1919 for Roads.....	\$ 70,000	\$ 58,500	5
Interest payable June 1			
Bonds mature serially			
Last Bond matures June 1, 1944.			

	Amount Original Bond Issue	Amount Outstanding July 1, 1922	Rate of Interest
<b>Cooper District:</b>			
Issue of June 1, 1920 for Roads.....	\$ 57,000	\$ 57,000	5
Interest payable June 1			
Bonds mature serially; last Bond matures June 1, 1945.			
<b>SCHOOL DISTRICT BOND ISSUES:</b>			
<b>Graham District:</b>			
Issue of June 10, 1914 for High School Buildings.....	\$ 7,000	\$ 7,000	6
Interest payable June 10			
Bonds mature June 10, 1924			
Privilege to retire June 10, 1924.			
<b>Hartford Independent District:</b>			
Issue of August 16, 1913 for School.....	\$ 2,300	\$ 500	6
Interest payable August 16			
Bonds mature August 16, 1933.			
<b>Point Pleasant Independent District:</b>			
Issue of January 1, 1917 for High School Buildings.....	\$ 50,000	\$ 44,000	5
Interest payable January 1			
Bonds mature January 1, 1947			
Privilege to retire January 1, 1927.			
<b>MUNICIPAL BOND ISSUES:</b>			
<b>Town of Point Pleasant:</b>			
Issue of September 1, 1901 for Refunding Bonds.....	\$ 30,000	\$ 18,500	4
Interest payable September 1			
Bonds mature September 1, 1935			
Privilege to retire September 1, 1911.			
Issue of September 1, 1904 for Street Paving.....	\$ 15,000	\$ 15,000	4
Interest payable September 1			
Bonds mature September 1, 1938			
Privilege to retire September 1, 1914.			
Totals Town of Point Pleasant.....	\$ 45,000	\$ 33,500	....
<b>MERCER COUNTY</b>			
<b>COUNTY BOND ISSUES:</b>			
Issue of April 15, 1914 for Road.....	\$ 500,000	\$ 468,000	5
Interest payable April 15 and October 15			
Bonds mature April 15, 1944			
Privilege to retire April 15, 1924.			
Issue of July 1, 1915 for Road.....	\$ 350,000	\$ 350,000	5
Interest payable January 1 and July 1			
Bonds mature July 1, 1945			
Privilege to retire July 1, 1925			
Total County Bond Issues.....	\$ 850,000	\$ 818,000	....

	Amount Original Bond Issue	Amount Outstanding July 1, 1922	Rate of Interest
<b>SCHOOL DISTRICT BOND ISSUES:</b>			
<b>Beaver Pond District:</b>			
Issue of March 1, 1908 for School Buildings.....	\$ 150,000	\$ 127,000	6
Interest payable March 1			
Bonds mature March 1, 1928			
Privilege to retire March 1, 1928.			
<b>East River District:</b>			
Issue of June 30, 1911 for High School Buildings.....	\$ 50,000	\$ 50,000	6
Interest payable June 30			
Bonds mature June 30, 1926			
Privilege to retire June 30, 1921.			
Issue of July 1, 1921 for Buildings.....	\$ 192,000	\$ 192,000	6
Interest payable January 1 and July 1			
Bonds mature serially.			
Total East River District.....	\$ 242,000	\$ 242,000	....
<b>Rock District:</b>			
Issue of July 1, 1920 for Buildings.....	\$ 200,000	\$ 200,000	5½
Interest payable June 30			
Bonds mature serially.			
<b>MUNICIPAL BOND ISSUES:</b>			
<b>City of Bluefield:</b>			
Issue of January 1, 1902 for Sewage.....	\$ 35,000	\$ 35,000	5
Interest payable January 1			
Bonds mature January 1, 1932			
Privilege to retire January 1, 1932.			
Issue of July 1, 1907 for Paving and Sewage.....	\$ 100,000	\$ 100,000	5
Interest payable July 1			
Bonds mature July 1, 1937			
Privilege to retire July 1, 1937.			
Issue of November 12, 1913 for Refunding.....	\$ 125,000	\$ 125,000	5
Interest payable July 1			
Bonds mature July 1, 1943			
Privilege to retire July 1, 1943.			
Totals City of Bluefield.....	\$ 260,000	\$ 260,000	....
<b>Town of Bramwell:</b>			
Issue of July 31, 1908 Refunding and Improvements.....	\$ 25,000	\$ 19,000	6
Interest payable October 5			
Bonds mature October 5, 1933			
Privilege to retire October 5, 1933.			
Issue of July 31, 1911 for Paving and Bridges.....	\$ 11,000	\$ 11,000	6
Interest payable October 5			
Bonds mature July 31, 1936			
Privilege to retire July 31, 1936.			
Total Town of Bramwell.....	\$ 36,000	\$ 30,000	....

	Amount Original Bond Issue	Amount Outstanding July 1, 1922	Rate of Interest
<b>City of Princeton:</b>			
Issue of April 1, 1910 for Street Paving.....	\$ 100,000	\$ 87,000	6
Interest payable April 1			
Bonds mature April 1, 1944			
Privilege to retire April 1, 1920.			
<b>MINERAL COUNTY</b>			
<b>DISTRICT BOND ISSUES:</b>			
<b>New Creek District:</b>			
Issue of December 1, 1916 for Road.....	\$ 200,000	\$ 180,000	4½
Interest payable December 1			
Bonds mature December 1, 1950.			
<b>Piedmont District:</b>			
Issue of June 1, 1916 for Road.....	\$ 75,000	\$ 65,000	5
Interest payable June 1			
Bonds mature June 1, 1941.			
<b>Elk District:</b>			
Issue of December 1, 1919 for Roads.....	\$ 130,000	\$ 124,000	5
Interest payable December 1			
Bonds mature December 1, 1949.			
<b>SCHOOL DISTRICT BOND ISSUES:</b>			
<b>Piedmont District:</b>			
Issue of July 1, 1915 for School Buildings.....	\$ 8,000	\$ 8,000	5
Interest payable July 1			
Bonds mature July 1, 1939			
Privilege to retire July 1, 1925.			
Issue of July 1, 1920 for High School.....	\$ 10,000	\$ 10,000	6
Interest payable July 1			
Bonds mature July 1, 1940			
Privilege to retire after five years.			
Total Piedmont District.....	\$ 18,000	\$ 18,000	....
<b>Keyser Independent District:</b>			
Issue of 1912 for School Buildings.....	\$ 15,000	\$ 15,000	5
Interest payable			
Bonds mature 1929			
Privilege to retire 1922.			
Issue of 1915 for Building and Site.....	\$ 35,000	\$ 35,000	6
Interest payable July 1			
Bonds mature 1949.			
Issue of June 1, 1920 for Buildings.....	\$ 75,000	\$ 75,000	6
Interest payable June 1			
Bonds mature serially.			
Total Keyser Independent.....	\$ 125,000	\$ 125,000	....

	Amount Original Bond Issue	Amount Outstanding July 1, 1922	Rate of Interest
<b>MUNICIPAL BOND ISSUES:</b>			
<b>Town of Keyser:</b>			
Issue of November 1, 1905 for Paving and Sewers.....	\$ 20,000	\$ 16,000	5
Interest payable November 1			
Bonds mature November 1, 1934			
Privilege to retire at call.			
Issue of July 1, 1908 for Paving.....	\$ 15,000	\$ 13,000	5
Interest payable July 1			
Bonds mature July 1, 1924			
Privilege to retire at call.			
Issue of September 1, 1910 for Water Works.....	\$ 30,000	\$ 26,000	5½
Interest payable September 1			
Bonds mature September 1, 1934			
Privilege to retire at call.			
Issue of December 1, 1915 for Fire Equipment.....	\$ 8,000	\$ 8,000	5½
Interest payable December 1			
Bonds mature December 1, 1928			
Privilege to retire at call.			
Issue of November 1, 1920, Water Works.....	\$ 6,000	\$ 6,000	6
Interest payable November 1			
Bonds mature serially.			
Total Town of Keyser.....	\$ 79,000	\$ 69,000	....
<b>Town of Piedmont:</b>			
Issue of September 1, 1897 for Water Works.....	\$ 36,000	\$ 32,600	5
Interest payable September 1			
Bonds mature September 1, 1927			
Privilege to retire at call.			
<b>MINGO COUNTY</b>			
<b>COUNTY BOND ISSUES:</b>			
Issue of May 1, 1917 for Roads.....	\$ 943,000	\$ 891,000	5
Interest payable May 1 and November 1			
Bonds mature November 1, 1947			
Privilege to retire serially averaging \$33,333 annually.			
<b>SCHOOL DISTRICT BOND ISSUES:</b>			
<b>Warfield District:</b>			
Issue of July 1, 1916 for School Buildings.....	\$ 15,000	\$ 15,000	6
Interest payable July 1			
Bonds mature July 1, 1936			
Privilege to retire July 1, 1926.			
<b>Williamson Independent District:</b>			
Issue of July 1, 1914 for School Buildings.....	\$ 50,000	\$ 50,000	5½
Interest payable July 1			
Bonds mature July 1, 1948			
Privilege to retire July 1, 1924.			

	Amount Original Bond Issue	Amount Outstanding July 1, 1922	Rate of Interest
Issue of July 1, 1921 for Buildings.....	\$ 250,000	\$ 250,000	6
Interest payable July 1			
Bonds mature July 1, 1955			
Privilege to retire after five years.			
<b>Total Williamson Independent.....</b>	<b>\$ 300,000</b>	<b>\$ 300,000</b>	<b>....</b>
<b>Lee District:</b>			
Issue of March 14, 1921 for Buildings.....	\$ 105,000	\$105,000	6
Interest payable March 14			
Bonds mature serially after five years.			
<b>MUNICIPAL BOND ISSUES:</b>			
<b>City of Williamson:</b>			
Issue of August 2, 1906 for Paving and Sewers.....	\$ 36,500	\$ 36,500	6
Interest payable August 2			
Bonds mature August 2, 1936			
Privilege to retire August 2, 1916.			
Issue of July 1, 1911 for Paving and Sewers.....	\$ 51,000	\$ 51,000	5½
Interest payable July 1			
Bonds mature July 1, 1945			
Privilege to retire July 1, 1921.			
Issue of July 1, 1914 for City Hall and General.....	\$ 150,000	\$ 150,000	5
Interest payable July 1			
Bonds mature July 1, 1948			
Privilege to retire July 1, 1924			
*Sinking Fund is for all Issues.			
<b>Total City of Williamson.....</b>	<b>\$ 237,500</b>	<b>\$ 237,500</b>	<b>....</b>
Note:—September 8, 1922, \$100,000 issue at 5½% not sold July 1, 1922.			
<b>Town of Matewan:</b>			
Issue of February 1, 1915.....	\$ 12,000	\$ 12,000	6
Interest payable February 1			
Bonds mature February 1, 1949			
Privilege to retire \$2,000 annually after February 1, 1925.			

### MONONGALIA COUNTY

#### DISTRICT BOND ISSUES:

##### Morgan District:

Issue January 1, 1916 for Road.....	\$ 300,000	\$ 300,000	5
Interest payable January 1 and July 1			
Bonds mature January 1, 1946			
Privilege to retire January 1, 1921.			
Issue of January 1, 1914 for Railroad Aid Bonds.....	\$ 100,000	\$ 50,000	6
Interest payable January 1			
Bonds mature January 1, 1934			
Privilege to retire January 1, 1919.			
<b>Totals Morgan District.....</b>	<b>\$ 400,000</b>	<b>\$ 350,000</b>	<b>....</b>

	Amount Original Bond Issue	Amount Outstanding July 1, 1922	Rate of Interest
<b>Clay District:</b>			
Issue of December 31, 1913 for Railroad Aid Bonds....	\$ 225,000	\$ 107,500	6
Interest payable December 31			
Bonds mature December 31, 1933			
Privilege to retire December 31, 1918.			
<b>Cass District:</b>			
Issue of July 1, 1919 for Roads.....	\$ 300,000	\$ 286,000	5
Interest payable June 30 and December 30			
Bonds mature July 1, 1949			
Privilege to retire July 1, 1929.			
<b>Grant District:</b>			
Issue of October 1, 1919 for Roads.....	\$ 325,000	\$ 284,000	5
Interest payable October 1 and April 1			
Bonds mature October 1, 1949			
Privilege to retire October 1, 1929.			
<b>Union District:</b>			
Issue of January 1, 1920 for Roads.....	\$ 150,000	\$ 150,000	5
Interest payable January 1 and July 1			
Bonds mature January 1, 1950			
Privilege to retire January 1, 1930.			
<b>SCHOOL DISTRICT BOND ISSUES:</b>			
<b>Morgantown Independent District:</b>			
Issue of July 1, 1903 for School Buildings.....	\$ 20,000	\$ 3,000	5
Interest payable July 1			
Bonds mature July 1, 1923			
Privilege to retire July 1, 1923.			
Issue of July 1, 1909 for School Buildings.....	\$ 100,000	\$ 88,000	5
Interest payable July 1			
Bonds mature \$3,000 annually 1919 to 1922; \$5,000 annually 1923 to 1929; \$6,000 annually 1930 to 1933; \$7,000 annually 1934 to 1936; \$7,000, 1937.			
Issue of July 1, 1914 for High School Buildings.....	\$ 150,000	\$ 150,000	5
Interest payable July 1			
Bonds mature \$8,000 annually 1925 to 1929; \$9,000 annually 1930 to 1933; \$10,000 annually 1934 to 1937; \$17,000 annually 1938 and 1939.			
Total Morgantown Independent District.....	\$ 270,000	\$ 241,000	....
<b>MUNICIPAL BOND ISSUES:</b>			
<b>City of Morgantown:</b>			
Issue of June 1, 1898 for Paving.....	\$ 36,000	\$ 17,500	4½
Interest payable June 1			
Bonds mature \$4,000 June 1, 1908; \$1,000 annually 1909 to 1921; \$1,500 annually 1922 to 1927; \$2,000 1928 to 1932.			

	Amount Original Bond Issue	Amount Outstanding July 1, 1922	Rate of Interest
Issue of March 1, 1901 for Paving Senica.....	\$ 7,400	\$ 4,000	5
Interest payable March 1			
Bonds mature \$200.00 annually March 1, 1911 to March 1, 1915; \$400.00 annually thereafter; last Bond matures March 1, 1931.			
Issue of June 1, 1901 for Paving.....	\$ 9,900	\$ 2,400	5
Interest payable June 1			
Bonds mature \$900.00 June 1, 1911 and \$600.00 annually thereafter; last Bond matures June 1, 1926.			
Issue of July 1 1902 for Sewage.....	\$ 30,000	\$ 10,000	5
Interest payable July 1			
Bonds mature July 1, 1926			
Privilege to retire \$2,000 annually after July 1, 1912.			
Issue of July 6, 1907 for Paving and Sewer.....	\$ 65,000	\$ 60,000	5
Interest payable July 6, 1936			
Bonds mature \$1,000 annually July 6, 1917 to July 6, 1926; \$4,000 annually July 6, 1927 to 1931 and \$7,000 annually thereafter; last Bond matures 1936.			
Totals City of Morgantown.....	\$ 148,300	\$ 93,900	.....
<b>Town of Star City:</b>			
Issue of July 1, 1916 for Paving and Sewage.....	\$ 8,000	\$ 8,000	6
Interest payable July 1			
Bonds mature July 1, 1941			
Privilege to retire July 1, 1926.			
<b>Town of Sabraton (Sturgiss City):</b>			
Issue of October 1, 1921 for Sewers.....	\$ 37,000	\$ 37,000	6
Interest payable October 1			
Bonds mature October 1, 1954			
Privilege to retire after 1931.			
<b>MONROE COUNTY</b>			
<b>DISTRICT BOND ISSUES:</b>			
<b>Union District:</b>			
Issue of May 1, 1920 for Roads.....	\$ 88,000	\$ 84,000	5
Interest payable January 1 and July 1			
Bonds mature January 1, 1950			
Option to retire January 1, 1930.			
<b>Wolf Creek District:</b>			
Issue of May 1, 1920 for Roads.....	\$ 79,000	\$ 73,000	5
Interest payable May 1 and November 1			
Bonds mature serially.			
<b>SCHOOL DISTRICT BOND ISSUES:</b>			
<b>Alderson Independent District:</b>			
Issue of October 1, 1907 for School Buildings.....	\$ 15,000	\$ 5,000	5
Interest payable October 1			
Bonds mature October 1, 1926			
Privilege to retire \$4,000 October 1, 1915 and \$1,000 annually thereafter.			



	Amount Original Bond Issue	Amount Outstanding July 1, 1922	Rate of Interest
<b>Union District:</b>			
Issue of July 1, 1921 for H. S.....	\$ 20,000	\$ 20,000	6
Interest payable January 1 and July 1			
Bonds mature serially.			
<b>MUNICIPAL BOND ISSUES:</b>			
<b>Town of Alderson:</b>			
Issue of December 1, 1905 for Water Works.....	\$ 12,500	\$ 7,500	6
Interest payable December 1			
Bonds mature December 1, 1935			
Privilege to retire \$2,500 December 1, 1925 and \$2,500 every 5 years thereafter.			
Issue of June 2, 1914 for Sidewalks and Bridge.....	\$ 3,000	\$ 3,000	5
Interest payable June 2			
Bonds mature June 2, 1924			
Privilege to retire June 2, 1924.			
<b>Totals Town of Alderson.....</b>	<b>\$ 15,500</b>	<b>\$ 10,500</b>	<b>....</b>
<b>Town of Union:</b>			
Issue of October 15, 1909 for Water Works.....	\$ 5,500	\$ 3,500	6
Interest payable October 15			
Bonds mature October 15, 1932			
Privilege to retire \$500.00 annually.			

**MORGAN COUNTY**

**DISTRICT BOND ISSUES:**

**Cacapon District:**

Issue of April 1, 1920 for Roads.....	\$ *250,000	\$ *100,000	5
Interest payable October 1 and April 1			
Bonds mature \$10,000 annually; Last Bond matures April 1, 1945			
*\$250,000 authorized; \$100,000 sold to July 1, 1922.			

**SCHOOL DISTRICT BOND ISSUES:**

**Bath District:**

Issue of May 1, 1917 for School Buildings.....	\$ 20,000	\$ 20,000	6
Interest payable May 1			
Bonds mature May 1, 1937			
Privilege to retire May 1, 1927.			

**Cacapon District:**

Issue of June 1, 1913 for School Buildings.....	\$ 10,000	\$ 10,000	6
Interest payable June 1			
Bonds mature June 1, 1933			
Privilege to retire June 1, 1923.			

**MUNICIPAL BOND ISSUES:**

**Town of Bath:**

Issue of November 1, 1915 for Paving.....	\$ 15,000	\$ 15,000	6
Interest payable November 1			
Bonds mature November 1, 1945			
Privilege to retire November 1, 1925.			

## MCDOWELL COUNTY

	Amount Original Bond Issue	Amount Outstanding July 1, 1922	Rate of Interest
<b>COUNTY BOND ISSUES:</b>			
Issue of April 1, 1909 for Court House and Jail.....	\$ 50,000	\$ 15,000	5
Interest payable April 1 and October 1			
Bonds mature April 1, 1929			
Privilege to retire April 1, 1919.			
<b>DISTRICT BOND ISSUES:</b>			
<b>Adkin District:</b>			
Issue of 1917 for Road.....	\$ 450,000	\$ 404,000	5
Interest payable January 1 and July 1			
Bonds mature January 1, 1946			
Privilege to retire serially averaging \$14,000 annually.			
<b>Big Creek District:</b>			
Issue May 1, 1915 for Road.....	\$ 165,000	\$ 165,000	5
Interest payable May 1, and November 1			
Bonds mature May 1, 1945			
Privilege to retire May 1, 1935.			
Note:—Issue of \$450,000 July 1, 1922 at 5½%; not sold July 1, 1922.			
<b>Browns Creek District:</b>			
Issue of 1917 for Road.....	\$ 565,000	\$ 475,000	5
Interest payable January 1 and July 1			
Bonds mature January 1, 1937			
Privilege to retire serially averaging \$28,250 annually.			
<b>Elkhorn District:</b>			
Issue of May 1917 for Road.....	\$ 210,000	\$ 165,000	5
Interest payable January 1 and July 1			
Bonds mature January 1, 1934			
Privilege to retire serially averaging \$8,000 annually.			
<b>North Fork District:</b>			
Issue of 1917 for Road.....	\$ 160,000	\$ 136,000	5
Interest payable January 1 and July 1			
Bonds mature January 1, 1938			
Privilege to retire serially averaging \$8,000 annually.			
<b>Sandy River District:</b>			
Issue of May 1, 1916 for Road.....	\$ 290,000	\$ 230,000	5
Interest payable May 1 and November 1			
Bonds mature May 1, 1945			
Privilege to retire serially averaging \$10,000 annually.			
Note:—Issue of \$150,000 July 1, 1922 at 5½% not sold July 1, 1922.			
<b>SCHOOL DISTRICT BOND ISSUES:</b>			
<b>Adkin District:</b>			
Issue of March 1, 1912 for School Buildings.....	\$ 40,000	\$ 40,000	5
Interest payable March 1 and September 1			
Bonds mature March 1, 1946			
Privilege to retire March 1, 1932.			

	Amount Original Bond Issue	Amount Outstanding July 1, 1922	Rate of Interest
<b>Big Creek District:</b>			
Issue of July 20, 1912 for School Buildings.....	\$ 25,000	\$ 25,000	6
Interest payable July 20			
Bonds mature July 20, 1932			
Privilege to retire July 20, 1922.			
<b>Browns Creek District:</b>			
Issue of January 1, 1911 for School Buildings.....	\$ 35,000	\$ 29,000	5
Interest payable January 1 and July 1			
Bonds mature January 1, 1941			
Privilege to retire January 1, 1921			
Issue of January 1, 1913 for School Buildings.....	\$ 150,000	\$ 134,000	5
Interest payable January 1 and July 1			
Bonds mature January 1, 1943			
Privilege to retire January 1, 1933.			
Issue of January 1, 1921 for Buildings.....	\$ 270,000	\$ 270,000	6
Interest payable January 1			
Bonds mature serially.			
Total Browns Creek District.....	\$ 455,000	\$ 433,000	....
<b>Elk Horn District:</b>			
Issue of September 1, 1921 for.....	\$ 115,000	\$ 115,000	6
Interest payable March 1 and September 1			
Bonds mature serially.			
<b>North Fork District:</b>			
Issue of December 26, 1913 for School Buildings.....	\$ 30,000	\$ 30,000	5
Interest payable December 26 and June 26			
Bonds mature December 26, 1943			
Privilege to retire December 26, 1923.			
Issue of December 26, 1916 for School Buildings.....	\$ 25,000	\$ 25,000	5
Interest payable December 26, and June 26			
Bonds mature December 26, 1941			
Privilege to retire December 26, 1926.			
Issue of July 1, 1921 for Schools.....	\$ 90,000	\$ 90,000	6
Interest payable January 1 and July 1			
Bonds mature serially.			
Total North Fork District.....	\$ 145,000	\$ 145,000	....
<b>MUNICIPAL BOND ISSUES:</b>			
<b>Town of Keystone:</b>			
Issue of April 7, 1910 for Water and Paving.....	\$ 28,000	\$ 28,000	6
Interest payable April 7			
Bonds mature April 7, 1929			
Privilege to retire—None.			

	Amount Original Bond Issue	Amount Outstanding July 1, 1922	Rate of Interest
<b>Town of Northfork:</b>			
Issue of October 11, 1911 for Water Plant.....	\$ 8,000	\$ 6,000	6
Interest payable October 11			
Bonds mature October 11, 1941			
Privilege to retire any Interest Period.			
<b>Town of Welch:</b>			
Issue of September 1, 1908 for Refunding.....	\$ 21,000	\$ 21,000	6
Interest payable September 1			
Bonds mature September 1, 1938.			
Issue of September 1, 1913 for Streets.....	\$ 50,000	\$ 5,000	6
Interest payable September 1			
Bonds mature serially.			
Issue of June 1, 1914 for Streets.....	\$ 31,000	\$ 10,000	6
Interest payable June 1			
Bonds mature serially.			
Issue of July 1, 1919 for City Hall and Bridge.....	\$ 35,000	\$ 32,000	6
Interest payable January 1 and July 1			
Bonds mature serially.			
Issue of September 20, 1920 for Streets.....	\$ 31,500	\$ 28,000	6
Interest payable September 20			
Bonds mature serially.			
Issue of May 16, 1921 for Streets.....	\$ 63,000	\$ 56,000	6
Interest payable May 16			
Bonds mature serially.			
Issue of July 25, 1921 for Streets.....	\$ 22,500	\$ 22,500	6
Interest payable July 25			
Bonds mature serially.			
Totals Town of Welch.....	\$ 254,000	\$ 174,500	....

### NICHOLAS COUNTY

#### SCHOOL DISTRICT BOND ISSUES:

##### Richwood Independent District:

Issue of June 1, 1916 for School Buildings.....	\$ 40,000	\$ 34,500	5
Interest payable June 1			
Bonds mature June 1, 1931			
Privilege to retire June 1, 1926.			
Issue of July 1, 1920 for School Buildings.....	\$ 50,000	\$ 45,000	5
Interest payable July 1			
Bonds mature \$5,000 each year beginning July 1, 1926; last Bond matures July 1, 1935.			
Totals Richwood Independent District.....	\$ 90,000	\$ 79,500	....

	Amount Original Bond Issue	Amount Outstanding July 1, 1922	Rate of Interest
<b>MUNICIPAL BOND ISSUES:</b>			
<b>Town of Richwood:</b>			
Issue of March 30, 1905 for Sewer.....	\$ 3,500	\$ 1,000	6
Interest payable December 15			
Bonds mature \$500 annually, beginning with December 15, 1917; Last Bond matures December 15, 1923.			
Issue of December 15, 1914 for City Building.....	\$ 12,000	\$ 12,000	6
Interest payable December 15			
Bonds mature \$600.00 annually, beginning with the year 1924; Last Bond matures 1943.			
Issue of June 16, 1916 for Paving.....	\$ 5,000	\$ 2,000	6
Interest payable December 15			
Bonds mature serially.			
Issue of June 30, 1921 for Streets.....	\$ 27,000	\$ 24,000	6
Interest payable June 30			
Bonds mature serially.			
Issue of December 15, 1921 Streets.....	\$ 40,000	\$ 40,000	6
Interest payable December 15			
Bonds mature December 15, 1931.			
Total Town of Richwood.....	\$ 87,500	\$ 79,000	....

**OHIO COUNTY****SCHOOL DISTRICT BOND ISSUES:****Richland District:**

Issue of January 1, 1916 for School Buildings.....	\$ 85,000	\$ 85,000	5
Interest payable January 1			
Bonds mature January 1, 1950			
Privilege to retire \$2,500 annually after January 1, 1926.			

**Triadelphia District:**

Issue of January 1, 1906 for School Buildings.....	\$ 9,000	\$ 2,000	5
Interest payable January 1			
Bonds mature January 1, 1926			
Privilege to retire \$500 annually after January 1, 1909.			
Issue of January 1, 1906 for School Buildings.....	\$ 41,000	\$ 10,000	5
Interest payable January 1			
Bonds mature January 1, 1926			
Privilege to retire \$1,500 annually after January 1, 1912.			
Issue of April 1, 1909 for School Buildings.....	\$ 43,000	\$ 31,500	5
Interest payable April 1			
Bonds mature April 1, 1938			
Privilege to retire \$8,500 on April 1, 1919 and \$2,000 annually thereafter.			
Issue of April 1, 1915 for High School Buildings.....	\$ 125,000	\$ 125,000	5
Interest payable April 1			
Bonds mature April 1, 1949			
Privilege to retire April 1, 1925			

	Amount Original Bond Issue	Amount Outstanding July 1, 1922	Rate of Interest
Issue of November 15, 1919 for High School.....	\$ 80,000	\$ 80,000	6
Interest payable November 15			
Bonds mature November 15, 1952			
Privilege to retire November 15, 1928.			
Issue of November 15, 1919 for Elementary Buildings....	\$ 114,000	\$ 114,000	6
Interest payable November 15			
Bonds mature November 15, 1952			
Privilege to retire November 15, 1928.			
Totals Triadelphia District.....	\$ 412,000	\$ 362,500	....
Note:—\$300,000 issue of November 1922 at 5½% not sold by July 1, 1922.			
<b>Washington District:</b>			
Issue of June 20, 1914 for School Buildings.....	\$ 20,000	\$ 20,000	5
Interest payable June 20			
Bonds mature June 20, 1939			
Privilege to retire \$5,000 June 20, 1924 and \$1,000 annually thereafter.			
<b>Wheeling Independent District:</b>			
Issue of November 1, 1907 for High School Buildings....	\$ 200,000	\$ 100,000	4½
Interest payable May 1 and November 1			
Bonds mature November 1, 1931			
Privilege to retire \$10,000 November 1, 1912 and \$10,000 annually thereafter.			
<b>MUNICIPAL BOND ISSUES:</b>			
<b>City of Wheeling:</b>			
Issue of July 1, 1890 for Bridge Series No. 1.....	\$ 30,500	\$ 2,500	4½
Interest payable July 1			
Bonds mature July 1, 1924			
Privilege to retire has been given by holders.			
Issue of November 1, 1890 for Bridge Series No. 2.....	\$ 69,500	\$ 8,800	6
Interest payable November 1			
Bonds mature November 1, 1925			
Privilege to retire \$2,600 annually and \$500.00 additional every third year.			
Issue of July 1, 1902 for Refunding.....	\$ 202,200	\$ 84,000	4
Interest payable July 1			
Bonds mature July 1, 1936			
Privilege to retire \$6,000 annually.			
Issue of July 1, 1908 for Improvements.....	\$ 695,000	\$ 555,900	4
Interest payable July 1			
Bonds mature July 1, 1942			
Privilege to retire \$27,800 annually after July 1, 1918.			
Issue of January 1, 1920 for Street Improvements.....	\$ 1,000,000	\$ 1,000,000	5
Interest payable January 1 and July 1			
Bonds mature January 1, 1954.			
Part of City of Wheeling bonds are payable by special assessments.			

	Amount Original Bond Issue	Amount Outstanding July 1, 1922	Rate of Interest
<b>Town of Warwood:</b>			
Issue of October 1, 1912 for Sewage.....	\$ 12,000	\$ 1,000	5
Interest payable October 1			
Bonds mature October 1, 1923			
Privilege to retire October 1, 1913.			
Issue of October 1, 1913 for Paving.....	\$ 4,000	\$ 500	5
Interest payable October 1			
Bonds mature October 1, 1923			
Privilege to retire October 1, 1914.			
Issue of November 1, 1919 for Improvement.....	\$ 150,000	\$ 150,000	5
Interest payable November 1			
Bonds mature November 1, 1929.			
<b>Town of Edgewood:</b>			
Issue of April 1, 1906 for Sewage and Lighting.....	\$ 17,000	\$ 6,500	5
Interest payable April 1			
Bonds mature April 1, 1940			
Privilege to retire \$500.00 annually.			
Issue of September 1, Series "A" Street Improvement....	\$ 7,000	\$ 3,500	6
Interest payable September 1			
Bonds mature September 1, 1927			
Privilege to retire September 1, 1918.			
Issue of September 1, 1917 Series "A" Street Paving.....	\$ 47,000	\$ 19,000	6
Interest payable September 1			
Bonds mature September 1, 1927			
Privilege to retire September 1, 1918.			
*Note:—Payable by Special Assessment.			
Issue of June 1, 1917 for Paving Series "B".....	\$ 4,000	\$ 2,500	6
Interest payable June 1			
Bonds mature June 1, 1928			
Privilege to retire June 1, 1919.			
Issue of June 11, 1917 Series "B" Street Paving.....	\$ 24,000	\$ 12,500	6
Interest payable June 1			
Bonds mature June 1, 1928			
Privilege to retire June 1, 1919.			
Issue of June 15, 1919 Series "C" for Streets.....	\$ 5,000	\$ 3,500	5
Interest payable June 15			
Bonds mature June 15, 1929.			
Issue of June 15, 1919 Series "C" Special Assessment....	\$ 21,000	\$ 8,500	5
Interest payable June 15			
Bonds mature June 15, 1929.			
<b>Town of Elm Grove:</b>			
Issue of September 1, 1906 for Street and Sewage.....	\$ 18,000	\$ 16,500	5
Interest payable September 1			
Bonds mature September 1, 1936			
Privilege to retire September 1, 1916.			

	Amount Original Bond Issue	Amount Outstanding July 1, 1922	Rate of Interest
Issue of October 1, 1917 for Fire and Street.....	\$ 87,000	\$ 87,000	5
Interest payable October 1			
Bonds mature October 1, 1951.			
Privilege to retire October 1, 1927.			
<b>Town of Pleasant Valley:</b>			
Issue of July 1, 1913 for Street Improvement.....	\$ 10,000	\$ 5,000	5
Interest payable July 1			
Bonds mature July 1, 1933			
Privilege to retire \$500 annually after July 1, 1923.			
<b>Town of Fulton:</b>			
Issue of July 1, 1916 for Paving.....	\$ 12,000	\$ 8,500	5
Interest payable July 1			
Bonds mature July 1, 1939			
Privilege to retire \$500.00 annually after July 1, 1917.			
<b>Town of Woodsdale:</b>			
Issue of October 1, 1903 for Sewage.....	\$ 5,000	\$ 1,500	5
Interest payable April 1 and October 1			
Bonds mature October 1, 1933			
Privilege to retire October 1, 1913.			
Issue of May 1, 1904 for Paving.....	\$ 3,500	\$ 2,000	5
Interest payable May 1 and November 1			
Bonds mature May 1, 1934			
Privilege to retire May 1, 1914.			
Issue of June 1, 1914.....	\$ 8,000	\$ 6,500	5
Interest payable June 1			
Bonds mature June 1, 1944			
Privilege to retire June 1, 1924.			
Issue of November 1, 1919.....	\$ 100,000	\$ 97,000	5
Interest payable November 1			
Bonds mature November 1, 1953.			
Totals City of Wheeling (Greater City).....	\$ 2,531,700	\$ 2,082,700	....

**PENDLETON COUNTY****MUNICIPAL BOND ISSUES:****Town of Franklin:**

Issue of November 1, 1907 for Water Works.....	\$ 4,500	\$ 4,000	5
Interest payable November 1			
Bonds mature April 8, 1941.			
Note:—\$8,000 issued of July 1, 1922 at 5% not sold July 1, 1922.			

**PLEASANTS COUNTY****DISTRICT BOND ISSUES:****Washington District:**

Issue of May 1, 1914 for Road.....	\$ 60,000	\$ 51,300	6
Interest payable May 1			
Bonds mature May 1, 1944			
Privilege to retire May 1, 1934.			



	Amount Original Bond Issue	Amount Outstanding July 1, 1922	Rate of Interest
<b>SCHOOL DISTRICT BOND ISSUES:</b>			
<b>Washington District:</b>			
Issue of July 1, 1917 for High School Buildings.....	\$ 80,000	\$ 52,000	6
Interest payable January 1 and July 1			
Bonds mature July 1, 1951			
Privilege to retire July 1, 1927.			
<b>MUNICIPAL BOND ISSUES:</b>			
<b>Town of St. Marys:</b>			
Issue of October 1, 1900 for Water Works.....	\$ 12,000	\$ 3,600	6
Interest payable October 1			
Bonds mature October 1, 1934			
Privilege to retire October 1, 1924.			
Issue of June 1, 1914 for Water Works.....	\$ 12,000	\$ 12,000	5
Interest payable June 1			
Bonds mature June 1, 1948			
Privilege to retire June 1, 1924.			
Totals Town of St. Marys.....	\$ 24,000	\$ 15,600	....

### POCAHONTAS COUNTY

#### DISTRICT BOND ISSUES:

##### Greenbank District:

Issue of July 1, 1920 for Roads.....	\$ 260,000	\$ 236,000	5
Interest payable January 1 and July 1			
Bonds mature serially.			

#### MUNICIPAL BOND ISSUES:

##### Town of Hillsboro:

Issue December 1, 1914 for Street Improvement.....	\$ 3,000	\$ 400	6
Interest payable December 1			
Bonds mature September 1, 1934			
Privilege to retire \$200.00 annually.			

##### Town of Marlinton:

Issue of June 15, 1917 for Water.....	\$ 20,000	\$ 20,000	5
Interest payable June 15 and December 15			
Bonds mature 1947			
Privilege to retire 1923.			
Issue of July 1, 1918 for Light Plant.....	\$ 10,000	\$ 10,000	6
Interest payable July 1			
Bonds mature July 1, 1940			
Privilege to retire July 1, 1930.			
Issue of October 1, 1919.....	\$ 5,000	\$ 5,000	5
Interest payable January 1			
Bonds mature \$500 on January 1, 1929 and \$500 each year thereafter; Last Bond matures January 1, 1938.			

Totals Town of Marlinton..... \$ 35,000 \$ 35,000 ....

## PRESTON COUNTY

	Amount Original Bond Issue	Amount Outstanding July 1, 1922	Rate of Interest
<b>DISTRICT BOND ISSUES:</b>			
<b>Portland District:</b>			
Issue of July 1, 1916 for Road.....	\$ 280,000	\$ 260,000	5
Interest payable July 1			
Bonds mature July 1, 1950			
Privilege to retire any Interest Period			
<b>Kingwood District:</b>			
Issue of January 1, 1917 for Road.....	\$ 164,000	\$ 145,000	5
Interest payable January 1			
Bonds mature January 1, 1951			
Privilege to retire \$4,823.53 annually.			
<b>SCHOOL DISTRICT BOND ISSUES:</b>			
<b>Kingwood District:</b>			
Issue of July 1, 1913 for School Buildings.....	\$ 35,000	\$ 26,000	5
Interest payable July 1			
Bonds mature July 1, 1923			
Privilege to retire July 1, 1923.			
<b>Valley District:</b>			
Issue of September 1, 1914 for School Buildings.....	\$ 25,000	\$ 25,000	5
Interest payable September 1			
Bonds mature September 1, 1934			
Privilege to retire September 1, 1924.			
<b>MUNICIPAL BOND ISSUES:</b>			
<b>Town of Kingwood:</b>			
Issue of September 10, 1911 for Sewage.....	\$ 10,000	\$ 8,500	5
Interest payable September 10			
Bonds mature September 10, 1939.			
<b>Town of Rowlesburg:</b>			
Issue of May 1, 1907 for Light Plant.....	\$ 12,000	\$ 7,000	5
Interest payable May 1			
Bonds mature May 1, 1937 -			
Privilege to retire any Interest Period.			
Issue of August 1, 1912 for Water and Sewer.....	\$ 11,000	\$ 11,000	5
Interest payable August 1			
Bonds mature August 1, 1932			
Privilege to retire any Interest Period.			
Issue of September 2, 1921 for Streets.....	\$ 40,000	\$ 40,000	5
Interest payable October 1			
Bonds mature October 1, 1951			
Privilege to retire after 10 years.			
Totals Town of Rowlesburg.....	\$ 63,000	\$ 58,000	....

	Amount Original Bond Issue	Amount Outstanding July 1, 1922	Rate of Interest
<b>Town of Terra Alta:</b>			
Issue of October 1, 1906 for Sewers and Pavements.....	\$ 15,000	\$ 6,900	5
Interest payable October 1			
Bonds mature October 1, 1936			
Privilege to retire \$500 annually.			
Issue of October 1, 1910 for Street Paving.....	\$ 15,000	\$ 9,300	5
Interest payable October 1			
Bonds mature October 1, 1940			
Privilege to retire \$500 annually.			
Totals Town of Terra Alta.....	\$ 30,000	\$ 16,200	....

**Town of Newburg:**

Issue of July 1, 1918 for Electric Lights.....	\$ 10,000	\$ 8,200	6
Interest payable January 1 and July 1			
Bonds mature July 1, 1938			
Privilege to retire any Interest Period.			

**PUTNAM COUNTY**

**DISTRICT BOND ISSUES:**

**Pocatalico District:**

Issue of March 1, 1917 for Roads.....	\$ 80,000	\$ 84,000	5
Interest payable March 1 and September 1			
Bonds mature \$500 March 1, 1918; \$500 March 1, 1919 and \$2,500 annually to March 1, 1928 and \$3,500 annually thereafter; Last Bond matures March 1, 1947.			

**Curry District:**

Issue of for Road.....	\$ 95,000	\$ 82,500	5
Interest payable May 1 and November 1			
Bonds mature serially.			

**Scott District:**

Issue of May 1, 1920 for Roads.....	\$ 100,000	\$ 88,000	5
Interest payable May 1 and November 1			
Bonds mature serially.			

**Union District:**

Issue of May 1, 1920 for Roads.....	\$ 75,000	\$ 69,000	5
Interest payable May 1 and November 1			
Bonds mature serially.			

**SCHOOL DISTRICT BOND ISSUES:**

**Winfield Independent District:**

Issue of November 1, 1911 for School Buildings.....	\$ 6,000	\$ 6,000	6
Interest payable November 1			
Bonds mature November 1, 1941			
Privilege to retire November 1, 1926.			

---

**RALEIGH COUNTY**


---

	Amount Original Bond Issue	Amount Outstanding July 1, 1922	Rate of Interest
<b>DISTRICT BOND ISSUES:</b>			
<b>Town District:</b>			
Issue of June 1, 1916 for Roads.....	\$ 300,000	\$ 240,000	5
Interest payable June 1 and December 1			
Bonds mature serially \$10,000 annually; last Bond matures June 1, 1946.			
<b>Slab Fork District:</b>			
Issue of June 1, 1916 for Roads.....	\$ 210,000	\$ 168,000	5
Interest payable June 1 and December 1			
Bonds mature serially \$7,000 annually; last Bond matures December 1, 1946.			
<b>Shady Springs District:</b>			
Issue of June 1, 1916 for Roads.....	\$ 190,000	\$ 152,000	5
Interest payable June 1 and December 1			
Bonds mature serially averaging \$6,333.33 annually; last Bond matures December 1, 1946.			
<b>Trap Hill District:</b>			
Issue June 1, 1916 for Roads.....	\$ 135,000	\$ 108,000	5
Interest payable June 1 and December 1			
Bonds mature serially averaging \$4,500 annually ; last Bond matures December 1, 1946.			
<b>Clear Fork District:</b>			
Issue of January 1, 1920 for Roads.....	\$ 147,000	\$ 137,000	5
Interest payable January 1 and July 1			
Bonds mature serially.			
<b>Marsh Fork District:</b>			
Issue of January 1, 1920 for Roads.....	\$ 140,000	\$ 130,000	5
Interest payable January 1 and July 1			
Bonds mature serially.			
<b>MUNICIPAL BOND ISSUES:</b>			
<b>Town of Beckley:</b>			
Issue of August 1, 1910 for Street Improvement.....	\$ 60,000	\$ 59,000	5
Interest payable August 1			
Bonds mature August 1, 1940			
Privilege to retire August 1, 1930.			
Issue of April 1, 1921 for Streets and Sewers.....	\$ 95,000	\$ 95,000	6
Interest payable April 1			
Bonds mature 1951			
Total Town of Beckley.....	\$ 155,000	\$ 154,000	....
<b>Town of Mabscott:</b>			
Issue of January 1, 1920 for Paving.....	\$ 30,000	\$ 30,000	5
Interest payable January 1			
Bonds mature serially.			

RANDOLPH COUNTY

	Amount Original Bond Issue	Amount Outstanding July 1, 1922	Rate of Interest
<b>DISTRICT BOND ISSUES:</b>			
<b>Leadville District:</b>			
Issue of May 1, 1916 for Roads.....	\$ 220,000	\$ 184,000	5
Interest payable May 1, and November 1			
Bonds mature \$6,000 May 1, 1917 and \$6,500 annually thereafter; last Bond matures May 1, 1950.			
<b>Beverly District:</b>			
Issue of October 1, 1919 for Roads.....	\$ 94,000	\$ 88,000	5
Interest payable October 1			
Bonds mature serially.			
<b>Roaring Creek District:</b>			
Issue of September 1, 1918 for Roads.....	\$ 92,000	\$ 75,000	5
Interest payable September 1 and March 1.			
Bonds mature serially.			
<b>SCHOOL DISTRICT BOND ISSUES:</b>			
<b>Huttonsville District:</b>			
Issue of April 1, 1920 for High School.....	\$ 30,000	\$ 28,000	5
Interest payable April 1			
Bonds mature April, 1940			
Privilege to retire April 1, 1926.			
<b>Elkins Independent District:</b>			
Issue of August 1, 1907 for School Buildings.....	\$ 80,000	\$ 30,000	5
Interest payable February 1 and August 1			
Bonds mature August 1, 1927			
Privilege to retire \$15,000 every 5 years beginning August 1, 1912.			
Issue of August 1, 1908 for School Buildings.....	\$ 45,000	\$ 45,000	5
Interest payable February 1 and August 1			
Bonds mature August 1, 1938			
Privilege to retire August 1, 1938.			
Issue of May 1, 1913 for School Buildings.....	\$ 90,000	\$ 90,000	5
Interest payable May 1 and November 1			
Bonds mature May 1, 1944			
Privilege to retire \$15,000 each 5 years beginning May 1, 1919.			
Total Elkins Independent District.....	\$ 195,000	\$ 185,000	....
<b>MUNICIPAL BOND ISSUES:</b>			
<b>City of Elkins:</b>			
Issue of January 1, 1900 for Water Works.....	\$ 29,000	\$ 9,000	5
Interest payable January 1			
Bonds mature January 1, 1932			
Privilege to retire January 1, 1912.			

	Amount Original Bond Issue	Amount Outstanding July 1, 1922	Rate of Interest
Issue of August 1, 1907 for Water and Sewer.....	\$ 40,000	\$ 40,000	5
Interest payable August 1			
Bonds mature August 1, 1938			
Privilege to retire August 1, 1928.			
Issue of September 1, 1921.....	\$ 125,000	\$ 125,000	6
Interest payable			
Bonds mature			
Total City of Elkins.....	\$ 194,000	\$ 174,000	....
<b>Town of Whitmer:</b>			
Issue of May 2, 1907 for Water Plant.....	\$ 2,000	\$ 1,500	6
Interest payable October 1			
Bonds mature October 1, 1911.			
<b>RITCHIE COUNTY</b>			
<b>DISTRICT BOND ISSUES:</b>			
<b>Clay District:</b>			
Issue of June 1, 1916 for Roads.....	\$ 240,000	\$ 195,000	5
Interest payable June 1 and December 1			
Bonds mature \$7,000 June 1, 1917 and averaging \$8,000 annually thereafter; last Bond matures June 1, 1941.			
<b>SCHOOL DISTRICT BOND ISSUES:</b>			
<b>Grant District:</b>			
Issue of January 1, 1912 for School Buildings.....	\$ 30,000	\$ 30,000	6
Interest payable January 1			
Bonds mature January 1, 1946			
Privilege to retire January 1, 1922.			
<b>Clay District:</b>			
Issue of June 1, 1914 for School Buildings.....	\$ 30,000	\$ 20,000	4
Interest payable June 1			
Bonds mature June 1, 1948			
Privilege to retire June 1, 1924.			
<b>MUNICIPAL BOND ISSUES:</b>			
<b>Town of Cairo:</b>			
Issue of October 1, 1902 for Water System.....	\$ 4,000	\$ 3,900	4
Interest payable October 1			
Bonds mature October 1, 1922			
Privilege to retire October 1, 1912.			
<b>Town of Harrisville:</b>			
Issue of April 1, 1915 for Railroad Aid Bonds.....	\$ 15,000	\$ 5,500	6
Interest payable April 1			
Bonds mature April 1, 1949			
Privilege to retire April 1, 1925.			
<b>Town of Pennshoro:</b>			
Issue of October 1, 1915 for Street Paving.....	\$ 16,500	\$ 16,500	6
Interest payable April 1 and October 1			
Bonds mature October 1, 1925			
Privilege to retire October 1, 1925.			

	Amount Original Bond Issue	Amount Outstanding July 1, 1922	Rate of Interest
Issue of January 1, 1907 for Street and Sewers.....	\$ 25,500	\$ 10,000	6
Interest payable January 1 and July 1			
Bonds mature July 1, 1927			
Privilege to retire July 1, 1927.			
Issue of January 1, 1908 for Water System.....	\$ 12,000	\$ 3,500	6
Interest payable January 1			
Bonds mature January 1, 1942			
Privilege to retire January 1, 1918.			
<b>Totals Town of Pennsboro.....</b>	<b>\$ 54,000</b>	<b>\$ 30,000</b>	<b>....</b>

**ROANE COUNTY**

**DISTRICT BOND ISSUES:**

**Spencer District:**

Issue of July 1, 1916 for Roads.....	\$ 240,000	\$ 192,000	5
Interest payable July 1			
Bonds mature serially \$8,000 annually; last Bond matures July 1, 1946.			
Privilege to retire.			

**Walton District:**

Issue of July 1, 1916 for Roads.....	\$ 208,000	\$ 168,000	5
Interest payable January 1 and July 1			
Bonds mature \$5,000 July 1, 1917 and \$7,000 annually thereafter: last Bond matures July 1, 1946			
Privilege to retire.			

**Ready District:**

Issue of July 1, 1919 for Roads.....	\$ 87,000	\$ 58,000	5½
Interest payable January 1 and July 1			
Bonds mature serially.			

**Geary District:**

Note:—\$120,000 issued July 1, 1922 at 5½%. Not sold July 1, 1922.

**SCHOOL DISTRICT BOND ISSUES:**

**Spencer Independent District:**

Issue of June 10, 1911 for School Buildings.....	\$ 16,000	\$ 6,500	6
Interest payable June 10			
Bonds mature June 10, 1941			
Privilege to retire June 10, 1921.			
Issue of July 1, 1915 for School Buildings.....	\$ 35,000	\$ 35,000	5
Interest payable July 1			
Bonds mature July 1, 1945			
Privilege to retire July 1, 1925.			

**Total Spencer Independent District.....** \$ 51,000 \$ 41,500 ....

	Amount Original Bond Issue	Amount Outstanding July 1, 1922	Rate of Interest
<b>MUNICIPAL BOND ISSUES:</b>			
<b>City of Spencer:</b>			
Issue of March 1, 1907 for Paving.....	\$ 10,000	\$ 5,000	6
Interest payable March 1			
Bonds mature March 1, 1938			
Privilege to retire March 1, 1918.			
Issue of July 1, 1921 for Sewers.....	\$ 40,000	\$ 40,000	6
Interest payable July 1			
Bonds mature July 1, 1951.			
<b>Town of Alford (Annexed to Spencer):</b>			
Issue of May 1, 1916 for Sewers.....	\$ 2,000	\$ 1,000	6
Interest payable May 1			
Bonds mature May 1, 1946			
Privilege to retire May 1, 1926.			
Totals City of Spencer.....	\$ 52,000	\$ 46,000	....

**SUMMERS COUNTY****DISTRICT BOND ISSUES:****Greenbrier District:**

Issue of October 1, 1915 for Roads and Bridges.....	\$ 150,000	\$ 125,000	5
Interest payable April 1 and October 1			
Bonds mature October 1, 1947			
Privilege to retire January 1, 1921.			

**Talcott District:**

Issue of October 1, 1916 for Roads and Bridges.....	\$ 100,000	\$ 80,300	5
Interest payable April 1 and October 1			
Bonds mature October 1, 1947			
Privilege to retire January 1, 1921.			

**Jumping Branch District:**

Issue of July 1, 1919 for Roads.....	\$ 30,500	\$ 27,500	5
Interest payable January and July			
Bonds mature serially.			

**Pipestem District:**

Issue of July 1, 1919 for Roads.....	\$21,700	\$ 19,600	5
Interest payable January 1 and July 1			
Bonds mature serially.			

**Forest Hill District:**

Issue of January 1, 1920 for Roads.....	\$ 27,500	\$ 25,500	5
Interest payable January 1 and July 1			
Bonds mature serially.			

**Green Sulphur District:**

Issue of July 1, 1919 for Roads.....	\$ 110,000	\$ 98,500	5
Interest payable January 1 and July 1			
Bonds mature serially.			



	Amount Original Bond Issue	Amount Outstanding July 1, 1922	Rate of Interest
<b>MUNICIPAL BOND ISSUES:</b>			
<b>Town of Avis:</b>			
Issue of November 1, 1906 for Sewer and Improvement...	\$ 5,000	\$ 2,600	6
Interest payable November 1			
Bonds mature November 1, 1926			
Privilege to retire.			
Issue of November 1, 1910 Sewers and Improvements...	\$ 5,000	\$ 4,700	6
Interest payable November 1			
Bonds mature November 1, 1926			
Privilege to retire.			
Issue of November 1, 1911 for Paving.....	\$ 10,000	\$ 10,000	6
Interest payable January 1			
Bonds mature January 1, 1931			
Privilege to retire.			
<b>Total Town of Avis.....</b>	<b>\$ 20,000</b>	<b>\$ 17,300</b>	<b>....</b>
<b>City of Hinton:</b>			
Issue of July 1, 1907 for Paving.....	\$ 25,000	\$ 25,000	6
Interest payable July 1			
Bonds mature July 1, 1930			
Privilege to retire.			
Issue of July 1, 1909 for Paving.....	\$ 25,000	\$ 25,000	6
Interest payable July 1			
Bonds mature July 1, 1941			
Privilege to retire.			
Issue of July 1, 1909 for Refunding.....	\$ 5,000	\$ 5,000	6
Interest payable July 1			
Bonds mature July 1, 1941			
Privilege to retire.			
<b>Total City of Hinton.....</b>	<b>\$ 55,000</b>	<b>\$ 55,000</b>	<b>....</b>

**TAYLOR COUNTY**

<b>COUNTY BOND ISSUES:</b>			
Issue of June 1, 1920 for Roads.....	\$ 1,000,000	\$ 958,509	5
Interest payable June 1 and December 1			
Bonds mature serially.			
<b>SCHOOL DISTRICT BOND ISSUES:</b>			
<b>Flemington District:</b>			
Issue of August 15, 1912 for School Buildings.....	\$ 4,500	\$ 4,500	6
Interest payable August 15			
Bonds mature August 15, 1923			
Privilege to retire August 15, 1923.			
<b>Grafton Independent District:</b>			
Issue of July 1, 1903 for Repairs to Buildings.....	\$ 85,000	\$ 2,000	4½
Interest payable July 1			
Bonds mature July 1, 1937			
Privilege to retire July 1, 1913.			

	Amount Original Bond Issue	Amount Outstanding July 1, 1922	Rate of Interest
Issue of June 1, 1905.....	\$ 11,500	\$ 11,500	4½
Interest payable June 1			
Bonds mature 1939.			
Issue of September 1, 1911 for School Buildings.....	\$ 19,000	\$ 10,000	4½
Interest payable September 1			
Bonds mature September 1, 1945			
Privilege to retire September 1, 1921.			
Issue of July 1, 1914 for School Buildings.....	\$ 110,000	\$ 108,000	5
Interest payable July 1			
Bonds mature July 1, 1948			
Privilege to retire July 1, 1924.			
Sinking Fund is for all issues.			
<b>Total Grafton Independent District.....</b>	<b>\$ 225,500</b>	<b>\$ 54,000</b>	
<b>MUNICIPAL BOND ISSUES:</b>			
<b>City of Grafton:</b>			
Issue of May 10, 1903 for Light Plant.....	\$ 90,000	\$ 54,000	4½
Interest payable May 10			
Bonds mature May 10, 1934.			
Privilege to retire \$9,000 May 10, 1908; \$12,000 May 10, 1913; \$15,000 May 10, 1918; \$13,000 May 10, 1923; \$17,000 May 10, 1928; \$20,000 May 10, 1933, and \$4,000 May 10, 1934.			
Issue of July 1, 1912 for Water Plant.....	\$ 90,000	\$ 72,000	5
Interest payable July 1			
Bonds mature July 1, 1946			
Privilege to retire \$18,000 July 1, 1923 and \$3,000 annually thereafter; last Bond matures July 1, 1946			
Present annual requirement for Interest \$4,500.			
Issue of December 5, 1915 for City Hospital.....	\$ 15,000	\$ 11,500	5
Interest payable December 5			
Bonds mature December 5, 1946			
Privilege to retire serially \$500.00 annually beginning December 5, 1916.			
<b>Total City of Grafton.....</b>	<b>\$ 195,000</b>	<b>\$ 137,500</b>	<b>....</b>
<b>TUCKER COUNTY</b>			
<b>DISTRICT BOND ISSUES:</b>			
<b>Dry Fork District:</b>			
Issue of June 1, 1917 for Roads.....	\$ 60,000	\$ 42,700	5
Interest payable June 1 and December 1			
Bonds mature \$3,200 June 1, 1918 and averaging \$4,000 annually thereafter; last Bond matures June 1, 1932.			
<b>Fairfax District:</b>			
Issue of January 1, 1917 for Roads.....	\$ 150,000	\$ 112,500	5
Interest payable January 1 and July 1			
Bonds mature serially averaging \$7,500 annually; last Bond matures January 1, 1937.			

	Amount Original Bond Issue	Amount Outstanding July 1, 1922	Rate of Interest
<b>SCHOOL DISTRICT BOND ISSUES:</b>			
<b>Black Fork District:</b>			
Issue of November 1, 1912 for School Buildings.....	\$ 35,000	\$ 18,000	5
Interest payable November 1			
Bonds mature November 1, 1946			
Privilege to retire \$5,000 November 1, 1917 and \$3,000 annually thereafter.			
<b>Davis District:</b>			
Issue of May 1, 1917 for School Buildings.....	\$ 15,000	\$ 10,500	5
Interest payable May 1			
Bonds mature May 1, 1927			
Privilege to retire \$1,500 annually beginning May 1, 1918.			
<b>Fairfax District:</b>			
Issue of August 1, 1911 for School Buildings.....	\$ 20,000	\$ 18,000	5
Interest payable August 1			
Bonds mature August 1, 1935			
Privilege to retire August 1, 1921.			
<b>MUNICIPAL BOND ISSUES:</b>			
<b>Town of Parsons:</b>			
Issue of December 1, 1908 for Water System.....	\$ 30,000	\$ 6,000	5
Interest payable December 1			
Bonds mature December 1, 1924.			
<b>Town of Thomas:</b>			
Issue of July 1, 1909 for Paving.....	\$ 20,000	\$ 4,000	5
Interest payable July 1			
Bonds mature July 1, 1929			
Privilege to retire July 1, 1919.			
<b>Town of Davis:</b>			
Issue of September 1, 1920.....	\$ 28,000	\$ 28,000	6
Interest payable September 1			
Bonds mature September 1, 1934.			

### TYLER COUNTY

#### DISTRICT BOND ISSUES:

##### Ellsworth District:

Issue of October 1, 1911 for Railroad Aid Bond.....	\$ 125,000	\$ 65,000	5
Interest payable April 1 and October 1			
Bonds mature October 1, 1941			
Privilege to retire October 1, 1921.			

##### Lincoln District:

Issue of November 9, 1911 for Street Railway Aid.....	\$ 200,000	\$ 134,000	6
Interest payable November 9			
Bonds mature November 9, 1945			
Privilege to retire November 9, 1912.			

	Amount Original Bond Issue	Amount Outstanding July 1, 1922	Rate of Interest
<b>MUNICIPAL BOND ISSUES:</b>			
<b>Town of Middlebourne:</b>			
Issue of August 1, 1911 for Paving and Sewers.....	\$ 15,000	\$ 11,500	6
Interest payable August 1			
Bonds mature August 1, 1945			
Privilege to retire August 1, 1921.			
<b>Town of Sistersville:</b>			
Issue of July 1, 1913 for Paving.....	\$ 25,000	\$ 20,500	5
Interest payable January 1 and July 1			
Bonds mature January 1, 1948			
Privilege to retire January 1, 1924.			
Issue of January 1, 1917 for Filtration Plant.....	\$ 30,000	\$ 25,000	5
Interest payable January 1			
Bonds mature \$1,000 annually; last Bond matures January 1, 1947.			
Totals Town of Sistersville.....	\$ 55,000	\$ 45,500	....

**UPSHUR COUNTY****DISTRICT BOND ISSUES:****Buckhannon District:**

Issue of July 1, 1917 for Roads.....	\$ 180,000	\$ 130,000	5
Interest payable July 1 and January 1			
Bonds mature July 1, 1951			
Privilege to retire after July 1, 1918.			

**Banks District:**

Issue of November, 1922, \$109,000, not sold July 1, 1922.

**Warren District:**

Issue of November, 1922, \$125,000, not sold July 1, 1922.

**Meade District:**

Issue of November, 1922, \$ 80,000, not sold July 1, 1922.

**SCHOOL DISTRICT BOND ISSUES:****Buckhannon Independent District:**

Issue of July 1, 1908 for School Buildings.....	\$ 25,000	\$ 11,000	6
Interest payable July 1			
Bonds mature July 1, 1928			
Privilege to retire July 1, 1913.			
Issue of November 1, 1908 for Buildings.....	\$ 25,000	\$ 25,000	6
Interest payable November 1			
Bonds mature November 1, 1928			
Privilege to retire November 1, 1913.			
Issue of November 1, 1919 for School.....	\$ 25,000	\$ 25,000	6
Interest payable November 1			
Bonds mature November 1, 1939			
Privilege to retire November 1, 1924.			
Totals Buckhannon Independent District.....	\$ 75,000	\$ 61,000	....

	Amount Original Bond Issue	Amount Outstanding July 1, 1922	Rate of Interest
<b>MUNICIPAL BOND ISSUES:</b>			
<b>City of Buckhannon:</b>			
Issue of August 10, 1901 for Refunding Bonds.....	\$ 19,000	\$ 7,000	4
Interest payable August 10			
Bonds mature August 10, 1921.			
Issue of August 22, 1913 for Paving.....	\$ 4,500	\$ 1,200	6
Interest payable August 22			
Bonds mature August 22, 1923			
Privilege to retire any Interest Period.			
Issue of November 22, 1913 for Paving.....	\$ 6,300	\$ 2,700	6
Interest payable November 22			
Bonds mature November 22, 1923			
Privilege to retire any Interest Period.			
Issue of July 28, 1914 for Paving.....	\$ 4,300	\$ 800	6
Interest payable July 28			
Bonds mature July 28, 1924			
Privilege to retire any Interest Period.			
Issue of July 20, 1915 for Paving.....	\$ 14,000	\$ 5,000	6
Interest payable July 20			
Bonds mature July 20, 1925			
Privilege to retire any Interest Period.			
Issue of January 23, 1921 for Streets.....	\$ 30,000	\$ 26,000	6
Interest payable January 3			
Bonds mature serially.			
Totals City of Buckhannon.....	\$ 78,100	\$ 42,700	....
<b>WAYNE COUNTY</b>			
<b>COUNTY BOND ISSUES:</b>			
Issue of June 1, 1918 for Roads.....	\$*1,000,000	\$ 909,000	5
Interest June 1 and December 1			
Bonds mature \$20,000 annually.			
<b>SCHOOL DISTRICT BOND ISSUES:</b>			
<b>Ceredo Independent District:</b>			
Issue of May 1, 1912 for School Buildings.....	\$ 7,500	\$ 7,500	6
Interest payable May 1 and November 1			
Bonds mature May 1, 1937			
Privilege to retire May 1, 1922.			
*Sinking Fund is for all Issues.			
Issue of April 1, 1921 for High School.....	\$ 128,000	\$ 128,000	6
Interest payable April 1 and October 1			
Bonds mature serially.			
Total Ceredo Independent.....	\$ 135,500	\$ 135,500	....

	Amount Original Bond Issue	Amount Outstanding July 1, 1922	Rate of Interest
<b>MUNICIPAL BOND ISSUES:</b>			
<b>Town of Ceredo:</b>			
Issue of 1917 for Paving.....	\$ 33,000	\$ 26,000	5
Interest payable			
Bonds mature 1950.			
Issue of January 2, 1922, Sewers.....	\$ 23,000	\$ 23,000	6
Interest payable January 2 and July 2			
Bonds mature January 2, 1945.			
<b>Total Town of Ceredo.....</b>	<b>\$ 56,000</b>	<b>\$ 49,000</b>	<b>....</b>
<b>Town of Kenova:</b>			
Issue of July 15, 1909 for Paving.....	\$ 40,000	\$ 27,500	5
Interest payable July 15			
Bonds mature July 15, 1939			
Privilege to retire July 15, 1924.			
Issue of December 1, 1915 for Sewer.....	\$ 55,000	\$ 50,500	5
Interest payable December 1			
Bonds mature December 1, 1945			
Privilege to retire December 1, 1925.			
<b>Total Town of Kenova.....</b>	<b>\$ 95,000</b>	<b>\$ 78,000</b>	<b>....</b>

### WEBSTER COUNTY

<b>COUNTY BOND ISSUES:</b>			
Issue of July 1, 1920 for Roads.....	\$ 250,000	\$ 209,000	5
Interest payable January 1 and July 1			
Bonds mature serially.			
<b>SCHOOL DISTRICT BOND ISSUES:</b>			
<b>Fork Lick District:</b>			
Issue of April 1, 1913 for School Buildings.....	\$ 20,000	\$ 14,500	6
Interest payable April 1			
Bonds mature April 1, 1943			
Privilege to retire April 1, 1923.			
<b>Glade District:</b>			
Issue of November 1912 for School Buildings.....	\$ 22,000	\$ 10,000	5
Interest payable March 1			
Bonds mature March 1, 1923.			
<b>MUNICIPAL BOND ISSUES:</b>			
<b>Town of Addison:</b>			
Issue of July 1, 1910 for Paving and Sewers.....	\$ 10,900	\$ 8,900	6
Interest payable July 1			
Bonds mature July 1, 1940			
Privilege to retire July 1, 1920.			
<b>Town of Camden-on-Gauley:</b>			
Issue of June 1, 1922 Water Works.....	\$ 4,400	\$ 4,400	6
Interest payable June 1			
Bonds mature June 1, 1937.			

---

**WETZEL COUNTY**


---

	Amount Original Bond Issue	Amount Outstanding July 1, 1922	Rate of Interest
<b>DISTRICT BOND ISSUES:</b>			
<b>Magnolia District:</b>			
Issue of April 1, 1912 for Railroad Aid Bonds.....	\$ 100,000	\$ 70,000	5
Interest payable April 1 and October 1			
Bonds mature October 1, 1945			
Privilege to retire October 1, 1921.			
<b>Church District:</b>			
Issue of June 1, 1916 for Roads.....	\$ 240,000	\$ 192,000	5
Interest payable June 1 and December 1			
Bonds mature serially averaging \$8,000 annually; last Bond matures June 1, 1946.			
<b>Grant District:</b>			
Issue December 1, 1913 for Roads.....	\$ 150,000	\$ 150,000	6
Interest payable June 1 and December 1			
Bonds mature December 1, 1943			
Privilege to retire December 1, 1923.			
<b>Clay District:</b>			
Issue of August 1, 1919 for Roads.....	\$ 105,000	\$ 96,600	5
Interest payable August 1			
Bonds mature serially, \$4,200 each year; last Bond matures August 1, 1944.			
<b>SCHOOL DISTRICT BOND ISSUES:</b>			
<b>Green District:</b>			
Issue of July 7, 1913 for School Buildings.....	\$ 20,000	\$ 14,000	6
Interest payable July 7			
Bonds mature July 7, 1947			
Privilege to retire July 7, 1923.			
<b>Clay District:</b>			
Issue of January 1, 1918 for School Buildings.....	\$ 12,000	\$ 11,000	6
Interest payable January 1			
Bonds mature January 1, 1930			
Privilege to retire January 1, 1928.			
<b>Church Independent District:</b>			
Issue of March 1, 1922 for High School.....	\$ 65,000	\$ 65,000	6
Interest payable March 1			
Bonds mature serially.			
<b>MUNICIPAL BOND ISSUES:</b>			
<b>Town of Hundred:</b>			
Issue of August 1, 1908 for Water Plant.....	\$ 8,000	\$ 5,700	5
Interest payable August 1			
Bonds mature August 1, 1938			
Privilege to retire August 1, 1918.			

	Amount Original Bond Issue	Amount Outstanding July 1, 1922	Rate of Interest
<b>Town of New Martinsville:</b>			
Issue of October 1, 1909 for Water Plant.....	\$ 12,000	\$ 6,000	6
Interest payable October 1			
Bonds mature October 1, 1943			
Privilege to retire October 1, 1919.			
<b>Town of Paden City</b>			
Issue of September 1, 1921 Water.....	\$ 27,500	\$ 27,500	6
Interest payable September 1			
Bonds mature serially.			
<b>Town of Smiffield:</b>			
Issue of September 1, 1921 Streets.....	\$ 15,000	\$ 15,000	6
Interest payable September 1			
Bonds mature serially.			

**WIRT COUNTY****COUNTY BOND ISSUES:**

Issue of January 2, 1911 for Court House and Jail....	\$ 40,000	\$ 30,000	5
Interest payable January 2			
Bonds mature January 2, 1931			
Privilege to retire January 2, 1916.			

**DISTRICT BOND ISSUES:****Elizabeth District:**

Issue of May 1, 1898 for Railroad Aid.....	\$ 12,500	\$ 2,500	5
Interest payable May 1			
Bonds mature May 1, 1928			
Privilege to retire May 1, 1908.			

**WOOD COUNTY****DISTRICT BOND ISSUES:****Parkersburg District:**

Issue of September 1, 1911 for Roads.....	\$ 180,000	\$ 180,000	4½
Interest payable September 1			
Bonds mature September 1, 1941			
Privilege to retire September 1, 1931.			
Issue of September 1, 1914 for Bridge.....	\$ 175,000	\$ 175,000	4½
Interest payable March 1 and September 1			
Bonds mature March 1, 1945			
Privilege to retire \$5,000 March 1, 1925 and \$5,000 each 6 months thereafter.			

---

Total Parkersburg District.....	\$ 355,000	\$ 355,000	....
---------------------------------	------------	------------	------

**Williams District:**

Issue of April 1, 1914 for Roads.....	\$ 70,000	\$ 70,000	5
Interest payable April 1			
Bonds mature April 1, 1944			
Privilege to retire April 1, 1934.			



	Amount Original Bond Issue	Amount Outstanding July 1, 1922	Rate of Interest
<b>Clay District:</b>			
Issue of July 1, 1914 for Roads.....	\$ 40,000	\$ 40,000	5
Interest payable July 1			
Bonds mature July 1, 1944			
Privilege to retire July 1, 1934.			
Issue of July 1, 1919 for Roads.....	\$ 39,000	\$ 36,000	5
Interest payable January 1 and July 1			
Bonds mature serially			
<b>Total Clay District.....</b>	<b>\$ 79,000</b>	<b>\$ 76,000</b>	<b>....</b>
<b>Tygart District:</b>			
Issue of July 1 1916 for Roads.....	\$ 70,000	\$ 60,500	5
Interest payable January 1 and July 1			
Bonds mature \$1,500 from July 1, 1917 to July 1, 1922;			
\$2,000 annually from July 1, 1922 to July 1, 1927;			
\$2,500 annually from July 1, 1927 to July 1, 1932;			
\$3,000 annually from July 1, 1932 to July 1, 1937;			
\$2,500 annually from July 1, 1937 to July 1, 1943;			
Last Bond matures July 1, 1943.			
<b>Lubeck District:</b>			
Issue of July 1, 1916 for Roads.....	\$ 100,000	\$ 83,200	5
Interest payable January 1 and July 1			
Bonds mature serially averaging \$4,400 annually; Last			
Bond matures July 1, 1939.			
<b>SCHOOL DISTRICT BOND ISSUES:</b>			
<b>Parkersburg Independent District:</b>			
Issue of June 1, 1915 for High School Buildings.....	\$ 250,000	\$ 197,500	5
Interest payable June 1 and December 1			
Bonds mature December 1, 1948			
Privilege to retire \$7,500 annually beginning June 1, 1916			
Issue of September 1, 1916 for High School Buildings..	\$ 125,000	\$ 125,000	5
Interest payable January 1 and July 1			
Bonds mature September 1, 1950			
Privilege to retire September 1, 1926.			
<b>Total Parkersburg Independent District.....</b>	<b>\$ 375,000</b>	<b>\$ 322,500</b>	<b>....</b>
<b>Williams District:</b>			
Issue of January 1, 1908 for School Buildings.....	\$ 25,000	\$ 25,000	6
Interest payable January 1			
Bonds mature January 1, 1928			
Privilege to retire January 1, 1928.			
<b>MUNICIPAL BOND ISSUES:</b>			
<b>City of Parkersburg:</b>			
Issue of October 1, 1903 Refunding and Improvement..	\$ 100,000	\$ 100,000	4
Interest payable October 1			
Bonds mature October 1, 1923.			

	Amount Original Bond Issue	Amount Outstanding July 1, 1922	Rate of Interest
Issue of June 1, 1909 for Water Plant.....	\$ 270,000	\$ 270,000	4
Interest payable June 1			
Bonds mature June 1, 1929.			
Issue of June 1, 1912 for Water Works.....	\$ 100,000	\$ 100,000	4
Interest payable June 1			
Bonds mature June 1, 1932.			
Issue of June 1, 1913 for Paving and Sewer.....	\$ 200,000	\$ 200,000	4½
Interest payable June 1			
Bonds mature June 1, 1923.			
Issue of July 1, 1915 for Improvements.....	\$ 200,000	\$ 200,000	5
Interest payable July 1			
Bonds mature July 1, 1925.			
Issue of June 1, 1919 for Sewers and Paving.....	\$ 300,000	\$ 185,000	5
Interest payable June 1			
Bonds mature serially, \$12,500 annually; Last Bond Matures June 1, 1934.			
Part of the bonds are payable by special assessments.			
Total City of Parkersburg.....	\$ 1,170,000	\$ 1,055,000	....

### WYOMING COUNTY

#### COUNTY BOND ISSUES:

Issue of December 1, 1915 for Roads.....	\$ 550,000	\$ 433,500	5
Interest payable December 1			
Bonds mature December 1, 1945			
Privilege to retire December 1, 1920.			

#### DISTRICT BOND ISSUES:

##### Oceana District:

Issue of July 1, 1922 \$100,000 at 6%. Not sold July 1, 1922.

#### SCHOOL DISTRICT BOND ISSUES:

##### Slab Fork District:

Issue of June 1, 1916 for School Buildings.....	\$ 30,000	\$ 27,000	5
Interest payable June 1			
Bonds mature June 1, 1946.			
Issue of July 1, 1920 for Buildings.....	\$ 100,000	\$ 90,000	6
Interest payable July 1			
Bonds mature July 1, 1940			
Privilege to retire after 5 years.			

Total Slab Fork District..... \$ 130,000 \$ 117,000 ....

**RECAPITULATION OF TAXING DISTRICTS OF THE STATE OF  
WEST VIRGINIA, SHOWING ALL BONDS OUT-  
STANDING JULY 1, 1922.**

**RECAPITULATION OF COUNTY BOND ISSUES**

	Bonds outstanding July 1, 1922		
	For Roads	Court House Jail and Railroad	Total
Berkeley County.....	\$.....	\$ 72,500	\$ 72,500
Brooke County.....	624,000	.....	624,000
Cabell County.....	1,590,000	52,000	1,642,000
Clay County.....	.....	27,000	27,000
Hampshire County.....	.....	39,000	39,000
Hancock County.....	25,000	90,000	115,000
Jefferson County.....	.....	143,700	143,700
Kanawha County.....	7,000	.....	7,000
Lincoln County.....	\$ 540,000	.....	540,000
Logan County.....	992,000	.....	992,000
Mercer County.....	818,000	.....	818,000
Mingo County.....	891,000	.....	891,000
McDowell County.....	.....	15,000	15,000
Taylor County.....	958,500	.....	958,500
Wayne County.....	909,000	.....	909,000
Webster County.....	209,000	.....	209,000
Wirt County.....	.....	30,000	30,000
Wyoming County.....	433,500	.....	433,500
<b>Totals.....</b>	<b>\$ 7,997,000</b>	<b>\$ 489,200</b>	<b>\$ 8,486,200</b>

**RECAPITULATION OF DISTRICT BOND ISSUES**

	Bonds outstanding July 1, 1922		
	For Roads	For R. R. Aid	Total
<b>Barbour County:</b>			
Barker District.....	\$ 91,000	\$.....	\$ 91,000
<b>Boone County:</b>			
Sherman District.....	184,000	.....	184,000
Washington District.....	134,000	.....	134,000
Peytona District.....	63,000	.....	63,000
Scott District.....	129,000	.....	129,000
<b>Doddridge County:</b>			
Grant District.....	133,000	.....	133,000
West Union District.....	183,800	.....	183,800

	Bonds outstanding July 1, 1922		
	For Roads	For R. R. Aid	Total
<b>Fayette County:</b>			
Fayetteville District.....	524,000		524,000
Falls District.....	153,000		153,000
Sewell Mountain District.....	153,000		153,000
Kanawha District.....	343,000		343,000
Quinnimont District.....	174,900		174,900
Mountain Cove District.....	112,700		112,700
Nuttall District.....	85,700		85,700
<b>Grant County:</b>			
Milroy District.....		11,000	11,000
<b>Greenbrier County:</b>			
Lewisburg District.....	107,300		107,300
White Sulphur District.....	87,500		87,500
Fort Springs District.....	85,500		85,500
Meadow Bluff District.....	111,000		111,000
Frankford District.....	37,500		37,500
Blue Sulphur District.....	90,000		90,000
<b>Hampshire County:</b>			
Capon District.....		11,500	11,500
<b>Hancock County:</b>			
Butler District.....	216,000		216,000
Clay District.....	72,000		72,000
Grant District.....	229,000		229,000
Poe District.....	50,000		50,000
<b>Hardy County:</b>			
Moorefield District.....		8,500	8,500
South Fork District.....		8,500	8,500
Capon District.....		14,000	14,000
<b>Harrison County:</b>			
Clay District.....	240,000		240,000
<b>Jackson County:</b>			
Ripley District.....	119,600		119,600
Union District.....	80,000		80,000
<b>Kanawha County:</b>			
Charleston District.....	29,500	12,000	41,500
Big Sandy District.....	146,000		146,000
Louden District.....	87,000		87,000
Jefferson District.....	50,500		50,500
Malden District.....	23,500		23,500
Poca District.....	43,500		43,500
Union District.....	158,000		158,000
Elk District.....	283,000		283,000
Cabin Creek District.....	668,000		668,000
Washington District.....	60,000		60,000
<b>Lewis County:</b>			
Hackers Creek District.....	330,000		330,000
<b>Logan County:</b>			
Logan District.....	85,000		85,000
<b>Marion County:</b>			
Mannington District.....	300,000		300,000
Fairmont District.....	500,000		500,000
Grant District.....	163,500		163,500
Lincoln District.....	561,500		561,500
Paw Paw District.....	278,000		278,000
Union District.....	391,000		391,000

	Bonds outstanding July 1, 1922		
	For Roads	For R. R. Aid	Total
<b>Marshall County:</b>			
Union District.....	150,000	.....	150,000
Cameron District.....	215,000	.....	215,000
Clay District.....	184,000	.....	184,000
Meade District.....	139,000	.....	139,000
<b>Mason County:</b>			
Lewis District.....	120,000	.....	120,000
Graham District.....	55,500	.....	55,500
Waggoner District.....	58,500	.....	58,500
Cooper District.....	57,000	.....	57,000
<b>Mineral County:</b>			
New Creek District.....	180,000	.....	180,000
Piedmont District.....	65,000	.....	65,000
Elk District.....	124,000	.....	124,000
<b>Monongalia County:</b>			
Morgan District.....	300,000	50,000	350,000
Clay District.....	.....	107,500	107,500
Cass District.....	266,000	.....	266,000
Grant District.....	284,000	.....	284,000
Union District.....	150,000	.....	150,000
<b>Monroe County:</b>			
Union District.....	84,000	.....	84,000
Wolf Creek District.....	73,000	.....	73,000
<b>Morgan County:</b>			
Capon District.....	100,000	.....	100,000
<b>McDowell County:</b>			
Adkin District.....	404,000	.....	404,000
Big Creek District.....	165,000	.....	165,000
Browns Creek District.....	475,000	.....	475,000
Elkhorn District.....	165,000	.....	165,000
North Fork District.....	138,000	.....	138,000
Sandy River District.....	230,000	.....	230,000
<b>Pleasants County:</b>			
Washington District.....	51,300	.....	51,300
<b>Pocahontas County:</b>			
Greenbank District.....	236,000	.....	236,000
<b>Preston County:</b>			
Portland District.....	260,000	.....	260,000
Kingwood District.....	145,000	.....	145,000
<b>Putnam County:</b>			
Pocatalico District.....	84,000	.....	84,000
Curry District.....	82,500	.....	82,500
Scott District.....	88,000	.....	88,000
Union District.....	69,000	.....	69,000
<b>Raleigh County:</b>			
Town District.....	240,000	.....	240,000
Slab Fork District.....	168,000	.....	168,000
Shady Springs District.....	152,000	.....	152,000
Trap Hill District.....	108,000	.....	108,000
Clear Fork District.....	137,000	.....	137,000
Marsh Fork District.....	130,000	.....	130,000
<b>Randolph County:</b>			
Leadsville District.....	184,000	.....	184,000
Beverly District.....	88,000	.....	88,000
Roaring Creek District.....	75,000	.....	75,000

	Bonds outstanding July 1, 1922		
	For Roads	For R. R. Aid	Total
<b>Ritchie County:</b>			
Clay District.....	195,000		195,000
<b>Roane County:</b>			
Spencer District.....	192,000		192,000
Walton District.....	168,000		168,000
Reedy District.....	58,000		58,000
<b>Summers County:</b>			
Greenbrier District.....	125,000		125,000
Talcott District.....	80,300		80,300
Jumping Branch District.....	27,500		27,500
Pipestem District.....	19,600		19,600
Forest Hill District.....	25,500		25,500
Green Sulphur District.....	98,500		98,500
<b>Tucker County:</b>			
Dry Fork District.....	42,700		42,700
Fairfax District.....	112,500		112,500
<b>Tyler County:</b>			
Ellsworth District.....		65,000	65,000
Lincoln District.....		134,000	134,000
<b>Upsbar County:</b>			
Buckhannon District.....	130,000		130,000
<b>Wetzel County:</b>			
Magnolia District.....		70,000	70,000
Church District.....	192,000		192,000
Grant District.....	150,000		150,000
Clay District.....	96,600		96,600
<b>Wirt County:</b>			
Elizabeth District.....		2,500	2,500
<b>Wood County:</b>			
Parkersburg District.....	355,000		355,000
Williams District.....	70,000		70,000
Clay District.....	76,000		76,000
Tygart District.....	60,500		60,500
Lubeck District.....	83,200		83,200
<b>Totals</b> .....	<b>\$16,963,200</b>	<b>\$494,500</b>	<b>\$17,457,700</b>

### RECAPITULATION OF SCHOOL DISTRICT BOND ISSUES

	Bonds Outstanding July 1, 1922
<b>Barbour County:</b>	
Belington Independent District.....	\$25,000
Phillippi Independent District.....	80,000
<b>Berkeley County:</b>	
Martinsburg Independent District.....	112,000
<b>Braxton County:</b>	
Flatswoods Independent District.....	5,000
Sutton Independent District.....	7,000

	Bonds Outstanding July 1, 1922
Burnsville Independent District.....	19,000
Otter District.....	99,000
<b>Brooke County:</b>	
Cross Creek District.....	257,000
Wellsburg Independent District.....	85,000
<b>Cabell County:</b>	
Barbourville Independent District.....	3,500
Huntington Independent District.....	1,285,000
<b>Doddridge County:</b>	
West Union Independent District.....	20,000
<b>Gilmer County:</b>	
Glenville Independent District.....	15,000
<b>Grant County:</b>	
Petersburg Independent District.....	14,000
<b>Greenbrier County:</b>	
Fort Springs District.....	30,000
White Sulphur District.....	5,000
Falling Springs District.....	30,000
Frankford District.....	25,000
Lewisburg Independent District.....	37,500
<b>Hancock County:</b>	
Butler District.....	75,000
Grant District.....	15,000
Chester Independent District.....	9,500
<b>Hardy County:</b>	
Moorefield District.....	17,000
<b>Harrison County:</b>	
Clay District.....	22,000
Coal District.....	90,000
Clarksburg Independent District.....	244,000
Salem Independent District.....	75,000
Bridgeport Independent District.....	5,000
Simpson District.....	72,000
<b>Jackson County:</b>	
Ravenswood Independent District.....	58,000
Ripley Independent District.....	18,000
<b>Jefferson County:</b>	
Harpers Ferry District.....	23,000
Charles Town District.....	30,000
<b>Kanawha County:</b>	
Big Sandy District.....	19,000
Charleston District.....	32,000
St. Albans Independent District.....	37,000
Charleston Independent District.....	1,044,000
Union District.....	3,000
<b>Lewis County:</b>	
Jane Lew Independent District.....	9,000
Collins Settlement District.....	50,000
Weston Independent District.....	37,500
<b>Lincoln County:</b>	
Carroll District.....	60,000
<b>Logan County:</b>	
Logan District.....	480,000
Triadelphia District.....	100,000

	Bonds Outstanding July 1, 1922
<b>Marion County:</b>	
Fairmont Independent District.....	211,500
Union Independent District.....	194,000
Fairmont District.....	98,000
<b>Marshall County:</b>	
Cameron District.....	14,000
Union District.....	89,000
Moundsville Independent District.....	178,500
<b>Mason County:</b>	
Graham District.....	7,000
Hartford Independent District.....	500
Point Pleasant Independent District.....	44,000
<b>Mercer County:</b>	
Beaver Pond District.....	127,000
East River District.....	242,000
Rock District.....	200,000
<b>Mineral County:</b>	
Piedmont District.....	18,000
Keyser Independent District.....	125,000
<b>Mingo County:</b>	
Warfield District.....	15,000
Williamson Independent District.....	300,000
Lea District.....	105,000
<b>Monongalia County:</b>	
Morgantown Independent District.....	241,000
<b>Monroe County:</b>	
Alderson Independent District.....	5,000
Union District.....	20,000
<b>Morgan County:</b>	
Bath District.....	20,000
Cacapon District.....	10,000
<b>McDowell County:</b>	
Adkin District.....	40,000
Big Creek District.....	25,000
Browns Creek District.....	433,000
Elk Horn District.....	115,000
Northfork District.....	145,000
<b>Nicholas County:</b>	
Richwood Independent District.....	79,500
<b>Ohio County:</b>	
Richland District.....	85,000
Triadelphia District.....	362,500
Washington District.....	20,000
Wheeling Independent District.....	100,000
<b>Pleasants County:</b>	
Washington District.....	52,000
<b>Preston County:</b>	
Kingwood District.....	26,000
Valley District.....	25,000
<b>Putnam County:</b>	
Winfield Independent District.....	6,000
<b>Randolph County:</b>	
Huttonsville District.....	28,000
Elkins Independent District.....	165,000



	Bonds Outstanding July 1, 1922
<b>Ritchie County:</b>	
Grant District.....	30,000
Clay District.....	20,000
<b>Roane County:</b>	
Spencer Independent District.....	41,500
<b>Taylor County:</b>	
Flemington District.....	4,500
Grafton Independent District.....	131,500
<b>Tucker County:</b>	
Black Fork District.....	18,000
Davis District.....	10,500
Fairfax District.....	18,000
<b>Upshur County:</b>	
Buckhannon Independent District.....	61,000
<b>Wayne County:</b>	
Ceredo Independent District.....	135,500
<b>Webster County:</b>	
Fork Lick District.....	14,500
Glade District.....	10,000
<b>Wetzel County:</b>	
Green District.....	14,000
Clay District.....	11,000
Church Independent District.....	65,000
<b>Wood County:</b>	
Parkersburg Independent District.....	322,500
Williams District.....	25,000
<b>Wyoming County:</b>	
Slab Fork District.....	117,000
<b>Total</b> .....	<b>\$9,810,000</b>

### RECAPITULATION OF MUNICIPAL BOND ISSUES

	Bonds Outstanding July 1, 1922
<b>Barbour County:</b>	
Town of Belington.....	\$ 20,000
City of Phillippl.....	33,000
<b>Berkeley County:</b>	
City of Martinsburg.....	431,500
<b>Boone County:</b>	
Town of Madlson.....	39,000
<b>Braxton County:</b>	
Town of Burnsville.....	15,000
Town of Gassaway.....	48,000
Town of Sutton.....	13,000
<b>Brooke County:</b>	
Town of Bethany.....	3,000
Town of Wellsburg.....	163,300

## Bonds outstanding July 1, 1922

Town of Hollidays Cove.....	18,500
Town of Follansbee.....	90,000
<b>Cabell County:</b>	
Town of Barboursville.....	21,000
Town of Milton.....	8,000
City of Huntington.....	877,000
<b>Calhoun County:</b>	
Town of Grantsville.....	12,500
<b>Doddridge County:</b>	
Town of West Union.....	62,000
<b>Fayette County:</b>	
Town of Fayetteville.....	8,000
Town of Montgomery.....	50,000
<b>Grant County:</b>	
Town of Petersburg.....	18,000
<b>Greenbrier County:</b>	
Town of Falling Springs.....	4,500
Town of Lewisburg.....	19,300
Town of White Sulphur.....	11,500
Town of Ronceverte.....	51,500
<b>Hampshire County:</b>	
Town of Romney.....	7,500
<b>Hancock County:</b>	
Town of Chester.....	21,500
Town of New Cumberland.....	12,000
<b>Hardy County:</b>	
Town of Moorefield.....	13,000
<b>Harrison County:</b>	
Town of Shinnston.....	70,000
Town of Bridgeport.....	61,000
City of Clarksburg.....	1,137,500
Town of Lumberport.....	20,000
Town of Salem.....	21,500
<b>Jackson County:</b>	
Town of Ripley.....	8,700
Town of Ravenswood.....	43,000
<b>Jefferson County:</b>	
Town of Charles Town.....	11,500
Town of Shepherdstown.....	3,200
<b>Kanawha County:</b>	
Town of St. Albans.....	73,000
Town of East Bank.....	3,000
City of Charleston.....	1,403,000
Town of South Charleston.....	90,500
Town of Clendenin.....	40,000
<b>Logan County:</b>	
City of Logan.....	70,000
<b>Marion County:</b>	
Town of Fairview.....	7,000
Town of Worthington.....	3,500
City of Mannington.....	5,000
City of Fairmont.....	924,000
<b>Marshall County:</b>	
Town of McMechen.....	22,000

## Bonds outstanding July 1, 1922

Mason County:	
Town of Point Pleasant.....	33,500
Mercer County:	
City of Bluefield.....	260,000
Town of Bramwell.....	30,000
City of Princeton.....	87,000
Mineral County:	
Town of Keyser.....	69,000
Town of Piedmont.....	32,600
Mingo County:	
City of Williamson.....	237,500
Town of Matewan.....	12,000
Monongalia County:	
City of Morgantown.....	93,900
Town of Star City.....	8,000
Town of Sabraton.....	37,000
Monroe County:	
Town of Alderson.....	10,500
Town of Union.....	3,500
Morgan County:	
Town of Bath.....	15,000
McDowell County:	
Town of Keystone.....	28,000
Town of North Fork.....	6,000
Town of Welch.....	174,500
Nicholas County:	
Town of Richwood.....	79,000
Ohio County:	
City of Wheeling.....	2,082,700
Pendleton County:	
Town of Franklin.....	4,000
Pleasants County:	
Town of St. Marys.....	15,800
Pocahontas County:	
Town of Hillsboro.....	400
Town of Marlinton.....	35,000
Preston County:	
Town of Kingwood.....	8,500
Town of Rowlesburg.....	58,000
Town of Terra Alta.....	16,200
Town of Newburg.....	8,200
Raleigh County:	
Town of Beckley.....	154,000
Town of Mabscott.....	30,000
Randolph County:	
City of Elkins.....	174,000
Town of Whitmer.....	1,500
Ritchie County:	
Town of Cairo.....	3,900
Town of Harrisville.....	5,500
Town of Pennsboro.....	30,000
Roane County:	
City of Spencer.....	46,000
Summers County:	
Town of Avis.....	17,300
City of Hinton.....	55,000

## Bonds outstanding July 1, 1922

<b>Taylor County:</b>	
City of Grafton.....	137,500
<b>Tucker County:</b>	
Town of Parsons.....	6,000
Town of Thomas.....	4,000
Town of Davis.....	28,000
<b>Tyler County:</b>	
Town of Middlebourne.....	11,500
Town of Sistersville.....	45,500
<b>Upsbur County:</b>	
City of Buckhannon.....	42,700
<b>Wayne County:</b>	
Town of Ceredo.....	49,000
Town of Kenova.....	78,000
<b>Webster County:</b>	
Town of Addison.....	8,900
Town of Camden-on-Gauley.....	4,400
<b>Wetzel County:</b>	
Town of Hundred.....	5,700
Town of New Martinsville.....	6,000
Town of Paden City.....	27,500
Town of Smithfield.....	15,000
<b>Wood County:</b>	
City of Parkersburg.....	1,055,000
<b>Total</b> .....	<b>\$11,578,500</b>

**GRAND RECAPITULATION BY COUNTIES FOR STATE OF WEST VIRGINIA, SHOWING ALL BONDS OUTSTANDING JULY 1, 1922**

COUNTY	County Bond Issues	District Bond Issues	School District Bond Issues	Municipal Bond Issues	Total Bond Issues
Barbour	\$	\$ 91,000	\$ 115,000	\$ 53,000	\$ 259,000
Berkeley	72,500		112,000	431,500	616,000
Boone		510,000		39,000	549,000
Braxton			130,000	76,000	206,000
Brooke	624,000		342,000	274,800	1,240,800
Cabell	1,642,000		1,238,500	906,000	3,836,500
Calhoun				12,500	12,500
Clay	27,000				27,000
Doddridge		316,800	20,000	62,000	398,800
Fayette		1,546,300		58,000	1,604,300
Gilmer			15,000		15,000
Grant		11,000	14,000	18,000	43,000
Greenbrier		498,800	127,500	96,800	713,100
Hampshire	39,000	11,500		7,500	58,000
Hancock	115,000	567,000	99,500	33,500	815,000
Hardy		31,000	17,000	13,000	61,000
Harrison		240,000	508,000	1,310,000	2,058,000
Jackson		199,600	76,000	51,700	327,300
Jefferson	143,700		53,000	14,700	211,400
Kanawha	7,000	1,561,000	1,135,000	1,609,500	4,312,500
Lewis		320,000	96,500		426,500
Lincoln	540,000		60,000		600,000
Logan	992,000	85,000	580,000	70,000	1,727,000
Marion		2,194,000	503,500	939,500	3,637,000
Marshall		688,000	281,500	22,000	991,500
Mason		291,000	51,500	33,500	376,000
Mercer	818,000		569,000	377,000	1,764,000
Mineral		369,000	143,000	101,600	613,600
Mingo	891,000		420,000	249,500	1,560,500
Monongalia		1,157,500	241,000	138,900	1,537,400
Monroe		157,000	25,000	14,000	196,000
Morgan		100,000	30,000	15,000	145,000
McDowell	15,000	1,575,000	758,000	208,500	2,556,500
Nicholas			79,500	79,000	158,500
Ohio			567,500	2,082,700	2,650,200
Pendleton				4,000	4,000
Plesants		51,300	52,000	15,600	118,900
Pocahontas		236,000		35,400	271,400
Preston		405,000	51,000	90,900	546,900
Putnam		323,500	6,000		329,500
Raleigh		935,000		184,000	1,119,000
Randolph		347,000	193,000	175,500	715,500
Ritchie		195,000	50,000	39,400	284,400
Roane		418,000	41,500	46,000	505,500
Summers		376,400		72,300	448,700
Taylor	958,500		136,000	137,500	1,232,000
Tucker		155,200	46,500	38,000	239,700
Tyler		199,000		57,000	256,000
Upshur		130,000	61,000	42,700	233,700
Wayne	909,000		135,500	127,000	1,171,500
Webster	209,000		24,500	13,300	246,800
Wetzel		508,600	90,000	54,200	652,800
Wirt	30,000	2,500			32,500
Wood		644,700	347,500	1,055,000	2,047,200
Wyoming	433,500		117,000		550,500
<b>Grand Total</b>	<b>\$8,466,200</b>	<b>\$17,457,700</b>	<b>\$9,810,000</b>	<b>\$11,576,500</b>	<b>\$47,310,400</b>

**RECAPITULATION BY COUNTIES OF BONDS AUTHORIZED BUT  
UNSOLD JULY 1, 1922.**

COUNTY	District Bond Issues	School District Bond Issues	Municipal Bond Issues	Total
Brooke.....	\$.....	\$.....	\$ 36,000	\$ 36,000
Fayette.....	.....	.....	15,000	15,000
Hancock.....	.....	210,000	.....	210,000
Jackson.....	150,000	.....	.....	150,000
Kanawha.....	90,000	.....	490,000	580,000
Lewis.....	800,000	.....	15,000	815,000
Lincoln.....	150,000	.....	.....	150,000
Marion.....	.....	.....	13,000	13,000
Mingo.....	.....	.....	100,000	100,000
McDowell.....	600,000	.....	.....	600,000
Ohio.....	.....	300,000	.....	300,000
Pendleton.....	.....	.....	8,000	8,000
Roane.....	120,000	.....	.....	120,000
Upshur.....	314,000	.....	.....	314,000
Wyoming.....	100,000	.....	.....	100,000
<b>Totals.....</b>	<b>\$2,324,000</b>	<b>\$ 510,000</b>	<b>\$ 677,000</b>	<b>\$3,511,00</b>

The foregoing Bonds bear the following Rates of Interest:

	Principal	Annual Interest
5 Per Cent Bonds.....	\$ 827,000	\$ 41,350
5½ Per Cent Bonds.....	2,271,000	124,905
6 Per Cent Bonds.....	413,000	24,780
<b>Total.....</b>	<b>\$3,511,000</b>	<b>\$ 191,035</b>



















THIRD BIENNIAL REPORT  
OF THE  
Department of Weights  
and Measures  
OF  
WEST VIRGINIA  
FOR  
PERIOD ENDING OCTOBER 31, 1922



G. F. DAUGHERTY, COMMISSIONER OF LABOR  
Ex-Officio Commissioner of Weights  
and Measures

CHARLESTON  
1922



TRIBUNE PRINTING CO., CHARLESTON, W. VA.



# **THE DEPARTMENT OF WEIGHTS AND MEASURES**

---

**G. F. DAUGHERTY, COMMISSIONER.**  
**HOWARD S. JARRETT, CHIEF CLERK.**  
**EFFIE E. McCOWN, STENOGRAPHER.**  
**M. G. SMITH, INSPECTOR.**  
**BOYD E. CHAMBERS, INSPECTOR.**



Charleston, W. Va.,  
December 15, 1922.

TO HIS EXCELLENCY,  
EPHRAIM F. MORGAN,  
*Governor of West Virginia.*

SIR:

I have the honor to submit herewith the Third Biennial Report of the Department of Weights and Measures covering the period ending October 31, 1922.

Respectfully,

G. F. DAUGHERTY,  
*Commissioner, Weights and Measures.*



## REPORT DEPARTMENT OF WEIGHTS AND MEASURES

---

In presenting the Third Biennial Report of the Department of Weights and Measures of West Virginia, covering the two-year period ending October 31, 1922, I feel that much has been accomplished not only in acquainting the public with the requirements of the law, but saving the purchasing public a large sum of money.


The earliest known historical records reveal the facts that the question of weights and measures has played a most important part in the commercial transactions through all ages. A study of weighing and measuring devices and methods from the time Bible records tell us of the dealings of Abraham with the sons of Heth when he paid them four hundred shekles of silver for a burial place, these being weighed by means of a balance, to the present time, conveys to us the knowledge of how dependent we are upon scales and measures with which nearly every known commodity is reckoned. Each decade sees wonderful changes in the manufacture of scales and measures, and today the devices are marvelous displays of man's ingenuity and skill. Yet with the great inventions we have not reached the period when these instruments of trade have ascended to that perfection in their mechanism that they do not need frequent examination and adjustment.

The duties involved in the work of this department are of tremendous proportions taking into consideration the fact that it is a public servant of a larger percentage of the state's population than any other institution of state government. From the youngster that toddles to the store with a few pennies to purchase sweets to the operators and miners of our great coal fields, this department is the one to whom they must rely for that correct amount which their money should secure and their toil produce. We realize that this is a broad assertion, but statistics will convince that it is an undeniable fact. We feel that the work accomplished by a limited number of inspectors has much to commend itself to right thinking people.

The activities of two state inspectors of weights and measures and a few county and city sealers during the past two years can best be determined by the number of weighing and measuring devices tested and sealed and further by the number condemned. Every device condemned was found to be giving false weight or measure and to estimate the amount any one particular condemned scale defrauded the purchasers would be an unending task. As an instance, however, you will find that a scale giving fifteen ounces to the pound and in the course of a day of trading some one thousand pounds were weighed on the scale it can readily be seen that  $62\frac{1}{2}$  pounds of various commodities were paid for but the family larder is minus the amount. As to money value, suppose

the commodities averaged ten cents per pound. It can be readily figured that the merchant has \$6.25 to add to his daily profits from the inaccuracy of his scale. The merchant is just as anxious to give correct weight as the purchaser is to receive it but if there is no one to correct the evil, then the merchant and the public are compelled to carry on their commercial dealings with one "receiving something for nothing."

During the two years covered by this report there has been numerous changes in most of the counties. A sealer will be appointed and about the time he has learned something of the duties his services have been dispensed with and another sealer appointed or else the work is ordered performed by the sheriff. As a result the two state inspectors are frequently called to counties where the county court, under the plea of poverty, is endeavoring to shift the responsibilities on the state department. We have answered every call made upon us and have been able to adjust misunderstandings and settle some difficult problems over weights in some of the coal producing counties which are amply able to appoint a sealer and maintain a county department of weights and measures.



ILLEGAL AND SHORT WEIGHING AND MEASURING DEVICES CONFISCATED IN ONE SMALL TOWN.

It is our contention that it would be far better to direct the activities of inspectors from the state department, feeling that much more could be accomplished if six or eight inspectors were appointed to take the places of county sealers and thus relieve the counties of this responsibility which, however, many have declined to assume. With cities of 15,000 population and more having a sealer and the state department cooperating it is a safe prediction that every weighing and measuring device in use in the state would at least once during each year undergo a test. The plans outlined would mean a saving of large proportions to the taxpayers of the state inasmuch as the counties would be relieved from the paying of salaries and expenses of sealers and the state inspectors would perform the services heretofore required by county sealers.

We feel that this state has a weights and measures law equally as good as any other state in the Union and we can only recommend a few changes and this for broadening the work in order that every county, large and small, may receive the same service.

#### STANDARD CONTAINER ACT

The enactment of a federal law on standard containers for fruits and vegetables was a forward step toward bringing weights and measures to greater recognition of the government, yet it has not solved the problems on the sale of such commodities. In bringing a dealer's attention to the sale of a basket of fruit or vegetables marked half bushel or peck and upon tests by weight the basket indicates it contains short measure he invariably replies that they were standard containers. Opinions from both the U. S. Bureau of Standards and Attorney General of the State were obtained and the correspondence is here made a part of this report.

"BUREAU OF STANDARDS,  
Washington, D. C.

DEAR SIRS:

Would you kindly send the State Department of Weights and Measures, Charleston, West Virginia, such pamphlets as you have on the question of standard containers, viz: baskets, barrels, boxes, etc.?

At this time of the year, when fruits and vegetables are on the market, we find that the dealers have these baskets and other containers marked one bushel, or two bushels, as the case might be, yet when it comes to complying with the state law requiring a certain number of pounds to the bushel, these containers fall far short in weight, although the commodity is placed in a standard basket, etc.

No doubt you have had similar inquiries as to the best method of handling such conditions, and we shall appreciate an opinion from you on the subject.

Very truly yours,

G. F. DAUGHERTY,  
*Commissioner of Weights & Measures.*

MR. G. F. DAUGHERTY, *Commissioner,*  
Department of Weights and Measures,  
Bureau of Labor,  
Charleston, W. Va.

Subject: Packages for fruits and vegetables.

DEAR SIR:

1. Your letter of the 19th instant, in relation to packages for fruits and vegetables, and requesting publications in regard to standard containers, has been received. In accordance with your request, we are forwarding to you herewith publications which will be of interest to you in this connection, namely, the Standard Barrel Law, the Standard Apple Barrel Law, and the Standard Container Act.

2. We note your comment to the effect that baskets and other containers marked one bushel, two bushels, etc., are found upon test to hold less than the weight for the commodity contained therein established by your State Law. If the containers are of the proper size, this condition is the result of the fact that two different units of measures are involved, namely, the heaped bushel and the stricken bushel.

3. The Federal Department of Agriculture approves packages containing 2,150.42 cubic inches per bushel. When used for shipping, these containers are ordinarily filled full to the top, but without a heap, and therefore contain a stricken bushel of the commodity packed therein. Your weights per bushel in common with those of most of the other States contemplate a heaped bushel of some commodities, this resulting in a bushel measure full to the brim and then heaped in the form of a cone as high as may be without special intent or design. Since the volume of this heap is included in the one case and excluded in the other, the weights of the commodities contained in a measure filled in the two manners mentioned will differ very materially. Since there seems to be no doubt under present regulations that the stricken bushel is legal in interstate commerce, the whole matter is at the present time in the very greatest confusion, and discrepancies are very prevalent. When the goods are measured at the time of sale, or when a shipment originates in your State, there seems to be no question but that you can legally insist upon the weights per bushel mentioned in your



State law. When the containers are brought in from outside the State you probably cannot insist upon your local legal weights until after the goods have, in the language of the courts, "been mixed with the general property of the State"; that is, your legal weights can be insisted upon after the first sale of the package within the borders of the State. The difficulty of enforcing the legal weights per bushel in the case of interstate actions, lies in the fact that the original shipper cannot be held to account, but a citizen of your State, who is in no way responsible for the packing of the container, must suffer the legal consequence.

4. The whole question as noted above is one of the greatest difficulty, and no solution entirely equitable and satisfactory to all parties concerned has as yet been arrived at. We regret, therefore that we cannot suggest any definite course of procedure under the circumstances.

Respectfully,

S. W. STRATTON, *Director.*

---

HON. E. T. ENGLAND,  
*Attorney General,*  
Charleston, W. Va.

DEAR GENERAL:

Section 27 of the Weights and Measures Law of West Virginia sets forth among other things, that apples shall weigh 48 pounds to the bushel, peaches 48 pounds to the bushel, onions 55 pounds to the bushel, and potatoes 60 pounds to the bushel.

The inspectors of weights and measures, on their inspection trips through the wholesale produce establishments of Charleston, have discovered fruits and vegetables in containers, such as hampers and baskets, marked "one bushel," yet the weight of these commodities falls short of that required by our law. The dealers contend that since the government fixes standard baskets, barrels and other containers, and these baskets, etc., comply with the Federal statute, they are justified in selling these fruits and vegetables as they are marked; that is, "one bushel," "two bushels," etc.

Section 23 of the Weights and Measures Law provides that:

"It shall be unlawful to keep for the purpose of sale, offer or expose for sale, or sell any commodity in package form unless the net quantity of the contents be plainly and conspicuously marked on the outside of the package, in terms of weights, measures, or numerical count; provided, however, that reasonable variations or tolerances and also exemptions as to small packages shall be established by rules and regulations made by the Commissioner of Weights and Measures; and, provided, further, that this section shall not

be construed to apply to medical articles and to those commodities in packages the manner of sale of which is specifically regulated by the provisions of other sections of this act.

“The word ‘package’ as used in this section shall be construed to include the package, carton, case, basket, can, box, barrel, half-barrel, hamper, keg, drum, jug, jar, crock, bag, pail, wrapper, parcel, package, bottle, phial, or other receptacle put up by the manufacturer; or when put up prior to the order of the commodity, by the vendor; which may be labeled, branded or stenciled, or otherwise marked, or which may be suitable for labeling, branding or stenciling, or marking otherwise, making one complete package of the commodity. The word ‘package’ shall be construed to include both the wholesale and the retail package; provided that a box or carton used for shipping purposes containing a number of similar packages which are individually marked, as hereinbefore provided, will not be required to bear the weight or measure of contents; and provided, further, that all commodities in packages, boxes, cans, bottles or other containers in the hands of merchants, both wholesale and retail, at the time of the passage of this act, shall be and are hereby exempt from the provisions of the same.”

Would you kindly furnish this department with an official opinion as to whether it has authority to direct that the commodities referred to be marked so many pounds, true and actual weight, instead of being marked, one bushel, two bushels, etc., when the actual weight of these commodities does not meet with the requirements of Section 27 of our Weights and Measures Law?

Very truly yours,

G. F. DAUGHERTY,  
*Commissioner of Weights & Measures.*

MR. G. F. DAUGHERTY,  
*Commissioner of Weights and Measures,*  
Charleston, W. Va.

DEAR SIR:

I have your letter of the 24th instant, in which you state that the inspectors of weights and measures in their trips through the wholesale establishments of Charleston have discovered fruits and vegetables in containers such as hampers and baskets marked “one bushel,” when the weight of these commodities falls short of that required by our law; that the dealers contend that inasmuch as the Federal Government fixes standard baskets, barrels and other containers, and that the baskets in which such produce are offered for sale comply with the Federal statutes, that they are justified in

selling same as they are marked; that is, "one bushel" or such other measurement as the container is supposed to hold.

You desire our opinion as to whether or not your department has the authority to direct that the commodities referred to be marked according to the number of pounds contained in the container, according to the true and actual weight, instead of being marked, "one bushel," "two bushels," or such other measure as they are supposed to contain when the actual weight of these commodities does not meet the requirements of Section 27 of our Weights and Measures Law.

The fact that the commodities mentioned are sold in containers which comply with the Federal statute relative to standard containers, would not, in my judgment, affect the operation of our State law prohibiting a dealer from selling commodities of a less quantity than represented. The selling of commodities in containers complying with the Federal standard, merely protects the dealer from prosecution under the Federal statutes, but in no wise alters his liability under our State law.

Section 23 of our Weights and Measures Law, provides that it shall be unlawful to keep for the purpose of sale, offer or expose for sale, or sell any commodity in package form unless the net quantity of the contents be plainly and conspicuously marked on the outside of the package, in terms of weights, measures, or numerical count; provided, however, that reasonable variations or tolerances and also exemptions as to small packages shall be established by rules and regulations made by the Commissioner of Weights and Measures; this section further provides that the word "package" as used in said section shall be construed to include the package, carton, case, basket, can, box, barrel, half-barrel, hamper, keg, drum, jug, jar, crock, bag, pail, wrapper, parcel, package, bottle, phial or other receptacle put up by the manufacturer; or when put up prior to the order of the commodity, by the vendor; which may be labeled, branded or stenciled or otherwise marked or which may be suitable for labeling, branding or stenciling, or marking otherwise, making one complete package of the commodity. Therefore, it would seem that if apples are sold in a basket, that the contents of such baskets should be marked either by weight, measure or numerical count. If the dealer chooses to mark his container as containing one bushel, he would have the right to do so, but in determining whether or not the container did actually contain a bushel, it would be determined by the net weight of the contents as provided by section 27 of the Weights and Measures Law, wherein it is provided that a bushel, half-bushel, peck, half-peck, quarter-peck, quart and pint of the respective articles mentioned in a table afterwards set forth, shall be the amount of weights, avoirdupois, as shown by such table. This table provides that the weight of a bushel of apples shall be 48 pounds. Therefore, if a basket marked as containing a bushel

of apples, should contain less than 48 pounds, the container would be improperly marked, and the person selling such container would be violating our Weights and Measures Law.

While I do not understand that the Weights and Measures Department could compel a dealer to mark the actual weight of the package in which a commodity is sold, yet if he marks it in terms of measure and the weight should fall short of what such measure should contain, he could be prosecuted for selling a commodity in a container represented to hold more than the actual quantity sold.

Very truly yours,

E. T. ENGLAND,  
*Attorney General,*  
By CHAS. RITCHIE,  
*Assistant.*

#### STANDARD LOAVES OF BREAD

Under Section 23 of the Weights and Measures Law, which provides that it shall be unlawful to keep for the purpose of sale, offer or expose for sale, or sell any commodity in package form unless the net quantity of its contents be plainly and conspicuously marked on the outside of the package in terms of weight, measure or numerical count, this department has ruled that wrapped bread is a commodity in package form, and has required the weight to be marked thereon as the section directs. Many bakeries place their bread in show cases and as it is purchased the bread is removed and placed in a sack, therefore, this dealer would not be required to mark his bread while another dealer who delivers bread to customers or merchants is required under the law to mark on the wrapper the weight of each loaf. We have heard complaints and charges of discrimination in these cases and have concluded that the best method to govern such matters would be to urge the enactment of a law on standard weight for bread. The committee appointed at the 1921 conference of weights and measures officials held in the City of Washington reported a model bread law at the last conference in May, 1922, which should become a law of West Virginia. We feel that the baker as well as the consumer will add approval to the enactment of such a measure. The proposed law is as follows:

#### MODEL BREAD LAW ADOPTED BY THE FOURTEENTH ANNUAL CONFERENCE ON WEIGHTS AND MEASURES.

Sec. 1. That the standard loaf of bread shall weigh one pound, avoirdupois weight. All loaves of bread manufactured, procured, or kept for the purpose of sale, offered or exposed for sale, or sold, in the form of loaves, shall be of this standard weight, or of one of the following weights, and no other, namely, one-half of such

standard weight, one and one-half times such standard weight, or in multiple of such standard weight. Provided, however, that the provisions of this act shall not apply to biscuits, buns, crackers, rolls, or to what is commonly known as "stale bread" and sold as such, provided the seller shall at the time of sale expressly state to the buyer that the bread so sold is "stale" bread. When twin or multiple loaves are baked, the weights specified in this act shall apply to each unit of the twin or multiple loaf.

Sec. 2. That the enforcing officer shall enforce the provisions of this act. Rules and regulations for the enforcement of the provisions of this act now inconsistent therewith, shall be made by the enforcing officer and such rules and regulations shall include reasonable variations and tolerances, in excess and deficiency, which may be allowed.

Sec. 3. That it shall be unlawful for any person to manufacture, procure, or keep for the purpose of sale, offer or expose for sale, or sell, bread in the form of loaves, which is not of one of the weights specified in Sec. 1, within such variations and tolerances as may be fixed by the enforcing officer. Any person who, by himself or by his servant, or agent or as the servant or agent of another, shall violate any of the provisions of this act shall be guilty of a misdemeanor and shall be punished by a fine of not less than \$25.00 nor more than \$200.00, upon a first conviction in any court of competent jurisdiction; and upon a second or subsequent conviction in any court of competent jurisdiction, he shall be punished by a fine of not less than \$50.00 nor more than \$500.00 or by imprisonment for not more than six months, or by both such fine and imprisonment, in the discretion of the court.

Sec. 4. The word "person" as used in this act shall be construed to import both the plural and the singular, as the case demands, and shall include corporations, companies, societies, and associations.

---

#### COAL SCALES

The number of what we term "coal scales" is continually increasing in the state and as these scales are used exclusively for the weighing of coal and the weights determine wages, both operator and miner are desirous of having them accurate. The work entailed in testing these scales requires much time and attention. During a period of business depression few mines were in operation and the scales became idle as well as the mine. The requests for inspectors to test scales acts as sort of a barometer with this department as to the condition of the coal business, and recent demands made upon the office indicates a business revival at the mines. When the department is advised that there is a suspicion as to the inaccuracy of scales we use our every effort to give them prompt attention and find that few complaints have been unfounded.

Mine scales are put to such violent use that they soon become incorrect and frequent tests must be given to insure just weights and more especially contentment among the toilers.

An item of expense in connection with the testing of coal scales is the transportation of weights. To express five or ten 50-pound weights to a mine and from the mine back to the office amounts to quite a large sum in a year. This expense we are endeavoring to eliminate by urging the operators to secure these weights and keep them in such condition that they may be used by the inspector in his tests. It would mean a very small cost to the mine owner and a great saving to the state. This department has a balance for the testing of heavy weights and once each year an inspector could visit the mines for the purpose of calibrating the test weights. An amendment to our law requiring the mines using scales to secure ten 50-pound weights for use by inspector should be enacted. Other owners of large capacity scales should also be required to secure these weights.

While there are some coal operations that do not have scales, a method has been devised for roughly checking the amount of coal in a car or bin. This method is as follows: To find the number of tons of coal in a bin find the number of cubic feet it contains and multiply by the weight of a cubic foot of coal and divide by 2,000. As bituminous coal is mined in West Virginia it varies more than anthracite. The weight per cubic foot ranges from 47 to 55 pounds—an average of 51 pounds.

Our state inspectors have complied with requests from eighty-eight mines, these requests coming either from operator or miner. Special attention has been given to these complaints and they are here recorded by counties. In addition 17 heavy capacity cattle and wagon scales were tested upon request, making a total of 105 heavy capacity scales.

#### MINE SCALES TESTED

BY STATE INSPECTORS UPON REQUEST FROM MINERS AND OPERATORS.

County.	Mine Scales Tested.
Barbour .....	1
Boone .....	9
Braxton .....	3
Clay .....	1
Gilmer .....	1
Harrison .....	1
Kanawha .....	25
Lincoln .....	4
Logan .....	2
Marion .....	4
Mason .....	2
Monongalia .....	12

Nicholas .....	1	
Preston .....	4	
Putnam .....	3	
Raleigh .....	6	
Randolph .....	3	
Taylor .....	5	
Tucker .....	1	
		88
CATTLE AND WAGON SCALES TESTED.		
Gilmer .....	8	
Jefferson .....	2	
Lewis .....	5	
Morgan .....	2	
		17
Total .....		105

#### GASOLINE MEASURING DEVICES


During the year 1922 the department directed its attention to the inspection of gasoline measuring devices. Our two state inspectors, together with the county and city sealers, have devoted much time to this work and their reports reveal some startling discrepancies. The true conditions found can best be brought to the attention of the automobile owners by presenting to them the facts as to their losses in money value. We are seeking the cooperation of both automobilist and gasoline owner and have been able to adjust many serious defects in the sale of gasoline and oil.

In the City of Charleston where the crusade was started 41 pumps out of 59 tested, or 70%, were found to be giving short measure. An estimate made of the amount of gasoline sold in Charleston per day was fixed at 10,000 gallons. The total shortage per day was found to be 110.8 gallons. Selling at 25c per gallon, the daily loss amounted to \$27.70 or \$10,110.50 for a year of 365 days.

In Huntington 71 pumps were tested and 64 were found giving short measure. The shortage amounted to 3.1 cubic inches per gallon on an average and out of an estimated sale of 12,000 gallons daily with the prevailing price at the time of test being 27c per gallon, the daily loss amounted to \$43.47, or a total of \$15,866.55 each year.

In Parkersburg 40 pumps were tested and found incorrect showed an average of 3.7 cubic inches per gallon, and estimating the daily sale at 5,000 gallons, the shortage would run 80 gallons per day which would be equal to a daily loss of \$20.00 and at the then prevailing price of gasoline \$7,000.00 per year.

In the City of Wheeling 27 pumps out of 81 tested were found to be giving short measure, the shortage ranging from 1.8 cubic inches to



STATE INSPECTOR TESTING GASOLINE PUMP.




twelve cubic inches per gallon. The total shortage for a year would have amounted to 15,735 gallons, at 29c per gallon, the price at time of test, would amount to \$4,563.15, for the year. One pump, however, was found to be delivering 11 cubic inches per gallon in excess. At this same excess prevailing throughout the year the loss would amount to 4,605 gallons or \$1,335.45.

The same conditions prevailed in every section of the state as found in the four cities of which figures are given. It would be a difficult task to estimate the shortage found in the entire state. The four cities showed a shortage in money value of approximately \$37,500.00 per year. With these shortages being corrected and the consumer receiving correct amounts we feel that the department is performing a service that is sure to command the cooperation of the public if an economical attitude is to prevail among the gasoline users.

Figures were compiled from tests made in 35 of the 55 counties that were visited by our state inspectors and it was found that the enormous sum of \$80,690.81 would have been the loss to consumer had not corrections been made in the gasoline measuring devices as well as the methods of sale. The tables following will give you an idea of the work of this department in the testing of pumps.

County.	No. Pumps Tested.	No. Pumps Shortage		Money Loss.
		Found Short.	in Gallons Per Year.	
Barbour .....	11	6	1,596	478.80
Berkeley .....	49	19	4,794	1,437.80
Doddridge .....	7	4	1,902	570.60
Gilmer .....	8	6	523	163.29
Grant .....	10	4	3,000	919.95
Hampshire .....	9	5	2,154	646.20
Hancock .....	27	12	4,418	1,349.40
Harrison .....	77	21	7,509	2,189.24
Hardy .....	4	2	1,166	361.46
Jefferson .....	41	19	3,282	820.50
Lewis .....	9	5	2,111	633.30
Monongalia .....	27	10	6,575	1,972.50
Ohio .....	81	27	15,735	4,563.15
Pocahontas .....	19	13	3,867	1,237.44
Preston .....	32	16	12,360	3,708.00
Randolph .....	24	14	9,594	2,722.05
Ritchie .....	10	8	2,000	600.00
Taylor .....	29	6	1,657	497.10
Tucker .....	11	3	1,351	405.30
Tyler .....	5	3	5,798	1,340.76
Upshur .....	8	3	4,464	1,339.20
Wetzel .....	4	3	1,031	282.90
<b>Total .....</b>	<b>502</b>	<b>209</b>	<b>96,887</b>	<b>28,238.94</b>



TESTS BEING MADE BY AN INSPECTOR AT A WEST VIRGINIA SERVICE STATION.

County.	No. Pumps Tested.	No. Pumps Shortage		Money Loss.
		Found Short.	In Gallons Per Year.	
Boone .....	3	3	5,840	1,752.00
Cabell .....	71	64	58,765	15,866.55
Greenbrier .....	18	8	3,285	985.50
Kanawha .....	59	41	40,442	10,110.50
Mason .....	9	6	3,839	1,189.90
McDowell .....	20	16	12,166	3,893.12
Mercer .....	42	23	40,697	12,209.10
Mingo .....	8	4	2,936	880.80
Putnam .....	3	2	1,944	583.20
Roane .....	14	11	10,220	3,066.00
Summers .....	11	6	2,372	711.60
Wayne .....	9	6	.....	.....
Wood .....	28	12	4,012	1,203.60
<b>Total .....</b>	<b>295</b>	<b>202</b>	<b>186,518</b>	<b>52,451.87</b>

Total number of pumps tested.....	797
Total number pumps found short.....	411
Total shortage in gallons per year.....	283,405
Total money loss.....	\$80,690.81


#### DR. C. W. WAGGONER

The death of Dr. C. W. Waggoner, Department of Physics, West Virginia University, and by virtue of that position was Assistant Commissioner of Weights and Measures, is most deeply felt by this department as well as by faculty and students of the University. Dr. Waggoner was on leave of absence at the time of his death. He was accidentally killed by being thrown from a horse at Shreveport, La., in October 1922.

He became identified with the Department of Weights and Measures on May 1, 1915, following the enactment of the law creating the department. His work, throughout the seven years in the technical requirements of the department were of such a nature that they will live in the acts of inspectors and sealers for many years. He loved his work and was never better contented than when he could delve into the intricate mechanism of a weighing or measuring device.

Many interesting papers on subjects connected with his work have found an important place in the libraries of the country.





**AN ILLEGAL SHORT MEASURE GASOLINE DISPENSING DEVICE CONFISCATED BY  
THE STATE DEPARTMENT OF WEIGHTS AND MEASURES.**

CONCLUSION.

The duties of an inspector and sealer are varied and much of their time is devoted to correcting practices in trade that are unlawful under the weights and measures law. The testing of weighing and measuring devices is only a part of the duties of an official, yet the only one of which a record is kept. Our state inspectors are required to instruct newly appointed sealers which requires much of their time. There is a great work yet untouched in this state and after every weighing and measuring device has received a thorough testing, a constant watchfulness to keep them correct is required. In the course of trade new merchants, new purchasers, and new devices daily become a problem to connect with weights and measures. There is no denying the fact that this is an all-important question and the work in West Virginia is yet in its infancy.

ANNUAL REPORTS OF COUNTY SEALERS FOR YEAR ENDING OCTOBER 31, 1921.

ANNUAL REPORT OF SEALER OF WEIGHTS AND MEASURES

BRAXTON COUNTY

Work Performed from August 10, 1921 to October 31, 1921.

	Sealed Without Adjusting	Adjusted and Sealed	Cond'nd and Seized	Cond'nd for Repairs	TOTAL
Mine Scales . . . . .	1				1
Live Stock Scales . . . . .	2				2
Hopper Scales . . . . .	1				1
Other Platform Scales . . . . .	56	4		12	72
Counter Scales . . . . .	12	5		6	23
Spring Balances . . . . .			4		4
Beam Scales . . . . .	2			2	4
Computing Scales . . . . .	45	6		5	56
Dry Measures . . . . .	23		4		27
Liquid Measures . . . . .	57		116		173
Automatic Pumps . . . . .	15	2			17
Yard Sticks . . . . .	40		7		47
Counter Measures . . . . .		1			1
Avoirdupois Weights . . . . .	107		4		111

	Correct	Over	Under	No. Tested	Number Condemned and Seized
Packages . . . . .	125		154	279	1123

Days spent in actual service this year—43.

Stores Visited—97.

I certify that the above report is correct to the best of my knowledge and belief.

T. P. ROLLYSON  
 Sealer of Weights and Measures.

## ANNUAL REPORT OF SEALER OF WEIGHTS AND MEASURES

## BROOKE COUNTY

Work Performed from November 1, 1920 to October 31, 1921.

	Sealed Without Adjusting	Adjusted and Sealed	Cond'nd and Seized	Cond'nd for Repairs	TOTAL
Mine Scales	14	2		1	17
Live Stock Scales	1				1
Wagon Scales	9	3		1	13
Other Platform Scales	30	9		4	43
Suspension Scales	3				3
Counter Scales	34	5	3	7	49
Spring Balances	26	10	5		41
Beam Scales	3				3
Computing Scales	134	80		12	226
Slot Personal Scales				2	2
Dry Measures	61		17		78
Liquid Measures	163	1	16	15	195
Automatic Pumps	12	11		3	26
Yard Sticks	12	2	2		16
Counter Measures		2			2
Avoirdupois Weights	188	20	4		212

	Correct	Over	Under	No. Tested	Number Condemned and Seized
Packages	1928	234	342	2504	397

Days spent in actual service this year—230.

Stores Visited—1633. Peddlers' Wagons Inspected—106.

Prosecutions—7. Convictions—7.

Total Amount of Fines since Last Report—\$90.00.

I certify that the above report is correct to the best of my knowledge and belief.

G. E. KRAFT,  
Sealer of Weights and Measures.

## ANNUAL REPORT OF SEALER OF WEIGHTS AND MEASURES

## FAYETTE COUNTY

Work Performed from November 1, 1920 to October 31, 1921.

	Sealed Without Adjusting	Adjusted and Sealed	Cond'nd and Seized	Cond'nd for Repairs	TOTAL
Mine Scales	12	1			13
Other Platform Scales	18			1	19
Suspension Scales	2				2
Counter Scales	1				1
Beam Scales	2				2
Computing Scales	71	20		7	98
Dry Measures	9				9
Liquid Measures	23		6		29
Yard Sticks	58				58
Counter Measures	23	4			27
Avoirdupois Weights	186	13	3		202

	Correct	Over	Under	No. Tested	Number Condemned and Seized
Packages	726		84	810	

Days spent in actual service this year—40.

Stores Visited—74.

I certify that the above report is correct to the best of my knowledge and belief.

A. A. LEGG,  
Sealer of Weights and Measures.

**ANNUAL REPORT OF SEALER OF WEIGHTS AND MEASURES**  
**GREENBRIER COUNTY**  
 Work Performed from November 1, 1920 to October 31, 1921.

	Sealed Without Adjusting	Adjusted and Sealed	Cond'nd and Seized	Cond'nd for Repairs	TOTAL
Mine Scales .....	1				1
Live Stock Scales .....	16	4			20
Hopper Scales .....	15				15
Wagon Scales .....	5				5
Other Platform Scales .....	93	8		6	107
Suspension Scales .....	4				4
Counter Scales .....	62		5	2	69
Spring Balances .....	3				3
Computing Scales .....	131	6		4	141
Dry Measures .....	87		7		94
Liquid Measures .....	197		28		225
Automatic Pumps .....	74	8			82
Yard Sticks .....	197		7		204
Avoirdupois Weights .....	824				824

Stores Visited—213. Ice wagons inspected—7.

I certify that the above report is correct to the best of my knowledge and belief.

J. E. McCLUNG,  
 Sealer of Weights and Measures.

**ANNUAL REPORT OF SEALER OF WEIGHTS AND MEASURES**  
**JACKSON COUNTY**  
 Work Performed from July 21, 1921 to October 31, 1921.

	Sealed Without Adjusting	Adjusted and Sealed	Cond'nd and Seized	Cond'nd for Repairs	TOTAL
Live Stock Scales .....	3	8		3	14
Wagon Scales .....	1	4			5
Other Platform Scales .....	4	9		4	17
Counter Scales .....	5	14		6	25
Beam Scales .....				2	2
Computing Scales .....	13	26		2	41
Liquid Measures .....	7	10		1	18
Automatic Pumps .....	7	13			20
Yard Sticks .....	15		20		35

Days spent in actual service this year—53.

Stores Visited—97. Peddlers' Wagons Inspected—2.

I certify that the above report is correct to the best of my knowledge and belief.

L. M. McMURRY,  
 Sealer of Weights and Measures.

## ANNUAL REPORT OF SEALER OF WEIGHTS AND MEASURES

## KANAWHA COUNTY

Work Performed from November 1, 1920 to October 31, 1921.

	Sealed Without Adjusting	Adjusted and Sealed	Cond'nd and Seized	Cond'nd for Repairs	TOTAL
Mine Scales .....	51	18			68
Other Platform Scales .....	4	4		1	9
Counter Scales .....	2	2		4	8
Spring Balances .....	12	1	5	3	21
Computing Scales .....	173	77		41	291
Dry Measures .....	44			6	44
Automatic Pumps .....	47	15		6	68
Avoirdupois Weights .....	410			16	426

Stores Visited—378. Peddlers' Wagons Inspected—88.

I certify that the above report is correct to the best of my knowledge and belief.

R. L. MASSEY,  
Sealer of Weights and Measures.

## ANNUAL REPORT OF SEALER OF WEIGHTS AND MEASURES

## LEWIS COUNTY

Work Performed from November 1, 1920 to October 31, 1921.

	Sealed Without Adjusting	Adjusted and Sealed	Cond'nd and Seized	Cond'nd for Repairs	TOTAL
Live Stock Scales .....	39				39
Hopper Scales .....	1				1
Wagon Scales .....	3				3
Other Platform Scales .....	107				107
Suspension Scales .....	19				19
Counter Scales .....	29				29
Spring Balances .....	1				1
Beam Scales .....	23				23
Computing Scales .....	79				79
Slot Personal Scales .....	3				3
Measuregraphs .....	6				6
Dry Measures .....	193				193
Liquid Measures .....	267				267
Automatic Pumps—Oil .....	21				21
Automatic Pumps—Gasoline .....	12				12
Yard Sticks .....	105				105
Avoirdupois Weights .....	754				754

	Correct	Over	Under	No. Tested	Number Condemed and Seized
Packages .....	2175				2175

Days spent in actual service this year—189.

Stores Visited—231. Peddlers' Wagons Inspected—22.

I certify that the above report is correct to the best of my knowledge and belief.

L. G. LIGHTBURN,  
Sealer of Weights and Measures.



## ANNUAL REPORT OF SEALER OF WEIGHTS AND MEASURES

## MARION COUNTY

Work Performed from November 1 1920 to October 31 1921.

	Sealed Without Adjusting	Adjusted and Sealed	Cond'nd and Seized	Cond'nd for Repairs	TOTAL
Railroad Track Scales.....	2	2		1	5
Mine Scales.....	54	21		17	92
Live Stock Scales.....	8	12		2	22
Hopper Scales.....	5	2			7
Wagon Scales.....	3	14		1	18
Other Platform Scales.....	11	4		3	18
Suspension Scales.....	5	2	1	1	9
Counter Scales.....	16	11	2	8	37
Spring Balances.....	14	17	5	8	44
Beam Scales.....	3	1			4
Computing Scales.....	79	44	1	14	138
Slot Personal Scales.....	16	11	2	4	33
Ice Scales.....	22	2	8		32
Dry Measures.....	5		14		19
Liquid Measures.....	276		22		298
Automatic Pumps.....	44	14		5	63
Measurgraphs.....	2				2
Yard Sticks.....	17		5		22
Apoth. Weights.....	466	19	68		553
Avoldupois Weights.....	88	4	6		98

	Correct	Over	Under	No. Tested	Number Condemned and Seized
Baskets.....	60	14		74	
Barrels.....	198		2	200	

Days spent in actual service this year—166.

Stores Visited—144. Peddlers' Wagons Inspected—16.

I certify that the above report is correct to the best of my knowledge and belief.

W. D. STRAIGHT,  
Sealer of Weights and Measures.

## ANNUAL REPORT OF SEALER OF WEIGHTS AND MEASURES

## MARSHALL COUNTY

Work Performed from November 1, 1920 to October 31, 1921.

	Sealed Without Adjusting	Adjusted and Sealed	Cond'nd and Seized	Cond'nd for Repairs	TOTAL
Mine Scales.....	9	3		1	13
Live Stock Scales.....	14	6		1	21
Wagon Scales.....	11	1			12
Other Platform Scales.....	31	15		1	47
Suspension Scales.....	17	1			18
Counter Scales.....	19	6	1		26
Spring Balances.....	16	3	2		21
Beam Scales.....	32	9			41
Computing Scales.....	79	11		1	91
Dry Measures.....	102		12		114
Liquid Measures.....	89		14		103
Automatic Pumps.....	36	12			48
Yard Sticks.....	36		2		38
Counter Measures.....	2				2
Avoldupois Weights.....	121	27	17		165

	Correct	Over	Under	No. Tested	Number Condemned and Seized
Packages.....	350		22	372	

Days spent in actual service this year—210.

Stores Visited—396. Peddlers' Wagons Inspected—25.

I certify that the above report is correct to the best of my knowledge and belief.

PAUL RIEDEL,  
Sealer of Weights and Measures.

### ANNUAL REPORT OF SEALER OF WEIGHTS AND MEASURES

#### MINERAL COUNTY

Work Performed from November 1, 1920 to October 31, 1921.

	Sealed Without Adjusting	Adjusted and Sealed	Cond'nd and Seized	Cond'nd for Repairs	TOTAL
Mine Scales.....		4			4
Hopper Scales.....	2	2			4
Wagon Scales.....	1	1			2
Other Platform Scales.....	52	17		2	61
Suspension Scales.....		2			2
Counter Scales.....	29	11			40
Spring Balances.....		8	8		16
Beam Scales.....	18	8		5	31
Computing Scales.....	298	220		7	530
Dry Measures.....	14		3		17
Liquid Measures.....	21		5		26
Automatic Pumps.....	43	19		2	64
Yard Sticks.....	14				14
Avoirdupois Weights.....		5			5

Days spent in actual service this year—241.

Stores Visited—586. Peddlers' Wagons Inspected—16.

I certify that the above report is correct to the best of my knowledge and belief.

J. E. ARONHALT,  
Sealer of Weights and Measures.

### ANNUAL REPORT OF SEALER OF WEIGHTS AND MEASURES

#### MONONGALIA COUNTY

Work Performed from November 1, 1920 to October 31, 1921.

	Sealed Without Adjusting	Adjusted and Sealed	Cond'nd and Seized	Cond'nd for Repairs	TOTAL
Mine Scales.....	40	20	2	10	72
Hopper Scales.....	1				1
Wagon Scales.....	1				1
Other Platform Scales.....	15	1		1	17
Suspension Scales.....	32			2	34
Counter Scales.....	22			2	24
Spring Balances.....	47		1	17	65
Beam Scales.....	18	5		11	34
Computing Scales.....	18	10		10	48
Dial Scales.....	20	20		6	46
Dry Measures.....	1				1
Liquid Measures.....	59				59
Automatic Pumps.....	19				19
Measuregraphs.....	10				10
Yard Sticks.....	1			11	12
Avoirdupois Weights.....	182		4		186

I certify that the above report is correct to the best of my knowledge and belief.

S. A. BARKER,  
Sealer of Weights and Measures.

## ANNUAL REPORT OF SEALER OF WEIGHTS AND MEASURES

## PUTNAM COUNTY

Work Performed from November 1, 1920 to October 31, 1921.

	Sealed Without Adjusting	Adjusted and Sealed	Cond'nd and Seized	Cond'nd for Repairs	TOTAL
Live Stock Scales .....	7	2			9
Wagon Scales .....	5	2			7
Counter Scales .....	20		4	6	30
Computing Scales .....	68	12		9	89
Dry Measures .....	20		13		33
Liquid Measures .....	60	19	11		90
Automatic Pumps .....	11	4			15
Yard Sticks .....	25				25
Counter Measures .....	35				35

Days spent in actual service this year 90.

I certify that the above report is correct to the best of my knowledge and belief.

JOHN BURNSIDE,  
Sealer of Weights and Measures.

## ANNUAL REPORT OF SEALER OF WEIGHTS AND MEASURES

## RALEIGH COUNTY

Work Performed from February 1, 1921 to October 31, 1921.

	Sealed Without Adjusting	Adjusted and Sealed	Cond'nd and Seized	Cond'nd for Repairs	TOTAL
Mine Scales .....	7	18			25
Live Stock Scales .....	2	2			4
Wagon Scales .....	1	1			2
Suspension Scales .....	2	1			3
Counter Scales .....	20	52			72
Spring Balances .....	4	6	1		11
Beam Scales .....	4	2			6
Computing Scales .....	23	65			88
Dry Measures .....	12	1	1		14
Liquid Measures .....	22				22
Automatic Pumps .....	15	4		1	20
Yard Sticks .....	26				26
Counter Measures .....	2				2
Avoirdupois Weights .....	120	5	2		127

	Correct	Over	Under	No. Teated	Number Condemned and Seized
Coal Wagons .....			8	20	
Packages .....	320		865	2500	865

Days spent in actual service this year—180.

Stores Visited—72. Peddler's Wagons Inspected—3.

Prosecutions—1. Convictions—1.

Total Amount of Fines since Last Report—\$10.00.

I certify that the above report is correct to the best of my knowledge and belief.

C. R. HARLESS,  
Sealer of Weights and Measures.

## ANNUAL REPORT OF SEALER OF WEIGHTS AND MEASURES

HUNTINGTON, W. VA.

Work Performed from November 1, 1920 to October 31, 1921.

	Sealed Without Adjusting	Adjusted and Sealed	Cond'nd and Seized	Cond'nd for Repairs	TOTAL
Live Stock and Wagon Scales.....	10				10
Other Platform Scales.....	69				69
Suspension Scales.....	20			5	25
Spring Balances.....			108		108
Beam Scales.....	37				37
Computing Scales.....	207			12	219
Dry Measures.....	43		13		56
Liquid Measures.....	87		43		130
Automatic Pumps.....	21				21
Measuregraphs.....	29				29
Avoldupois Weights.....	88		13		101

	Correct	Over	Under	No. Tested	Number Condemned and Seized
Baskets.....				500	
Boxes.....	4000			4000	
Packages.....	505				

Stores Visited—200. Peddlers' Wagons Inspected—300.

I certify that the above report is correct to the best of my knowledge and belief.

E. M. FIZER,  
Sealer of Weights and Measures.

## ANNUAL REPORT OF SEALER OF WEIGHTS AND MEASURES

WHEELING, W. VA.

Work Performed from November 1, 1920 to October 31, 1921.

	Sealed Without Adjusting	Adjusted and Sealed	Cond'nd and Seized	Cond'nd for Repairs	TOTAL
Mine Scales.....	3	3			6
Wagon Scales.....	4	3		2	9
Other Platform Scales.....	25	3		16	44
Suspension Scales.....	2	1			3
Counter Scales.....	27	13	1	11	52
Spring Balances.....	48	9	14	23	94
Beam Scales.....	1				1
Computing Scales.....	83	23		53	159
Dry Measures.....	182	7	29	8	226
Liquid Measures.....	59	1	9		67
Automatic Pumps.....	28	17		34	79
Avoldupois Weights.....	47	16	8		71

Days spent in actual service this year—258.

Stores Visited—180. Peddlers' Wagons Inspected—182.

Prosecutions—11. Convictions—9.

Total Amount of Fines Since Last Report—\$127.00.

I certify that the above report is correct to the best of my knowledge and belief.

ROBERT J. REISTER,  
Sealer of Weights and Measures.

## ANNUAL REPORT OF SEALER OF WEIGHTS AND MEASURES

## FAYETTE COUNTY

Work Performed from October 31, 1921 to November 1, 1922.

	Sealed Without Adjusting	Adjusted and Sealed	Cond'nd and Setzed	Cond'nd for Repairs	TOTAL
Mine Scales .....	11	2		1	14
Live Stock Scales .....	1				1
Suspension Scales .....	1				1
Counter Scales .....	3	1			4
Computing Scales .....	153	63		9	225
Slot Personal Scales .....	1				1
Dry Measures .....	10				10
Liquid Measures .....	48				48
Automatic Pumps .....	31	17		32	80
Yard Sticks .....	117		4		121
Counter Measures .....	22	3			25
Avoirdupois Weights .....	521	13	3		537
	Correct	Over	Under	No. Tested	Number Condemned and Setzed
Packages .....	1125		207	1332	

Days spent in actual service this year—123.

Stores Visited—273.

I certify that the above report is correct to the best of my knowledge and belief.

A. A. LEGG,  
Sealer of Weights and Measures.

## ANNUAL REPORT OF SEALER OF WEIGHTS AND MEASURES

## GILMER COUNTY

Work Performed from October 31, 1921 to November 1, 1922.

	Sealed Without Adjusting	Adjusted and Sealed	Cond'nd and Setzed	Cond'nd for Repairs	TOTAL
Live Stock Scales .....		7		2	9
Wagon Scales .....	1				1
Other Platform Scales .....	2	11		2	15
Counter Scales .....	2	2		4	8
Spring Balances .....			1		1
Computing Scales .....	9	2		5	16
Dry Measures .....	2				2
Liquid Measures .....	42		4		46
Automatic Pumps .....	1	1			2
Yard Sticks .....	2		20		22
Avoirdupois Weights .....	98			6	104

Days spent in actual service this year—5.

Stores Visited—19.

I certify that the above report is correct to the best of my knowledge and belief.

EARLE W. BENNETT,  
Sealer of Weights and Measures.

**ANNUAL REPORT OF SEALER OF WEIGHTS AND MEASURES  
GREENBRIER COUNTY**

Work Performed from October 31, 1921 to November 1, 1922.

	Sealed Without Adjusting	Adjusted and Sealed	Cond'nd and Seized	Cond'nd for Repairs	TOTAL
Live Stock Scales.....	14	3			17
Hopper Scales.....	14				14
Wagon Scales.....	4				4
Other Platform Scales.....	96	10			106
Suspension Scales.....	3				3
Counter Scales.....	64		2		66
Computing Scales.....	128	4	4		132
Dry Measures.....	73		2		77
Liquid Measures.....	164		12		196
Automatic Pumps.....	78	15			93
Yard Sticks.....	192		5		197
Avoirdupois Weights.....	831				831

Stores Visited—215. Ice Wagons Inspected 7.

I certify that the above report is correct to the best of my knowledge and belief.

J. E. McCLUNG,  
Sealer of Weights and Measures.

**ANNUAL REPORT OF SEALER OF WEIGHTS AND MEASURES  
JACKSON COUNTY**

Work Performed from October 31, 1921 to November 1, 1922.

	Sealed Without Adjusting	Adjusted and Sealed	Cond'nd and Seized	Cond'nd for Repairs	TOTAL
Live Stock Scales.....	21	11		1	33
Wagon Scales.....	15	15			30
Other Platform Scales.....	69	33		2	104
Counter Scales.....	8	3			11
Computing Scales.....	93	44		3	140
Liquid Measures.....	2	2			4
Automatic Pumps.....	13	23		3	39
Yard Sticks.....	8	3			11
Counter Measures.....		8			8
Avoirdupois Weights.....	576	82		23	681

	Correct	Over	Under	No. Tested	Number Condemned and Seized
Baskets.....	30	7	5	42	
Barrels.....	20	7	5	32	
Packages.....	320	59	73	343	

Days spent in actual service this year 78.

Stores Visited—241.

I certify that the above report is correct to the best of my knowledge and belief.

L. M. McMURRAY,  
Sealer of Weights and Measures.

## ANNUAL REPORT OF SEALER OF WEIGHTS AND MEASURES

## MARION COUNTY

Work Performed from October 31, 1921 to November 1, 1922.

	Sealed Without Adjusting	Adjusted and Sealed	Cond'nd and Seized	Cond'nd for Repairs	TOTAL
Railroad Track Scales	1	2			3
Mine Scales	30	44		4	78
Live Stock Scales	1	1			2
Hopper Scales	4	1			5
Wagon Scales	3	3		1	7
Other Platform Scales	9	4	7	2	22
Suspension Scales	8	3	9	3	23
Counter Scales	14	4	1	2	21
Spring Balances	22	4			26
Beam Scales	6	1			7
Computing Scales	100	25	5	14	144
Liquid Measures	217			64	281
Automatic Pumps	49	28	3	14	94
Yard Sticks	4			2	6
Avoirdupois Weights	178			16	194

Days spent in actual service this year—146.

Stores Visited—367.

I certify that the above report is correct to the best of my knowledge and belief.

W. D. STRAIGHT,  
Sealer of Weights and Measures.

## ANNUAL REPORT OF SEALER OF WEIGHTS AND MEASURES

## MARSHALL COUNTY

Work Performed from October 31, 1921 to November 1, 1922.

	Sealed Without Adjusting	Adjusted and Sealed	Cond'nd and Seized	Cond'nd for Repairs	TOTAL
Mine Scales	9	1			10
Live Stock Scales	16	4		1	21
Wagon Scales	13	2			15
Other Platform Scales	63	6		1	70
Suspension Scales	21				21
Counter Scales	39	9			48
Spring Balances	16				16
Beam Scales	39	7			46
Computing Scales	93	11		2	106
Dry Measures	72		6		78
Liquid Measures	92		7		99
Automatic Pumps—Oil and Gas	57	19			76
Yard Sticks	21		4		25
Counter Measures	3				3
Avoirdupois Weights	182	9	6		197

	Correct	Over	Under	No. Tested	Number Condemned and Seized
Packages	360		7	367	

Days spent in actual service this year—160.

Stores Visited—470. Peddlers' Wagons Inspected—9.

I certify that the above report is correct to the best of my knowledge and belief.

PAUL RIEDEL,  
Sealer of Weights and Measures.

## ANNUAL REPORT OF SEALER OF WEIGHTS AND MEASURES

## MINERAL COUNTY

Work Performed from October 31, 1921 to November 1, 1922.

	Sealed Without Adjusting	Adjusted and Sealed	Cond'nd and Seized	Cond'nd for Repairs	TOTAL
Mine Scales .....	2	12		1	15
Live Stock Scales .....	2	2		1	5
Hopper Scales .....	2	2			4
Wagon Scales .....	4			1	5
Other Platform Scales .....	119	48		6	173
Suspension Scales .....	3	6			9
Counter Scales .....	33	19		1	53
Spring Balances .....	4	1	4	1	10
Beam Scales .....	59	23		3	85
Computing Scales .....	500	515	3	23	1041
Liquid Measures .....	14		4		18
Automatic Pumps .....	88	71			159
Oil Pumps .....		4	1	1	6
Avoirdupois Weights .....			3		3

	Correct	Over	Under	No. Tested	Number Condemned and Seized
Packages .....	1965	117	1075	3154	

Days spent in actual service this year—267.

Stores Visited—995. Peddlers' Wagons Inspected—19.

I certify that the above report is correct to the best of my knowledge and belief.

J. E. ARONHALT,  
Sealer of Weights and Measures.

## ANNUAL REPORT OF SEALER OF WEIGHTS AND MEASURES

## MINGO COUNTY

Work Performed from October 31, 1921 to November 1, 1922.

	Sealed Without Adjusting	Adjusted and Sealed	Cond'nd and Seized	Cond'nd for Repairs	TOTAL
Hopper Scales .....		5	4	8	17
Suspension Scales .....	1	3	1	5	10
Counter Scales .....	3	3	1	6	13
Spring Balances .....			20		20
Beam Scales .....	2		1	8	11
Computing Scales .....	47	31		38	116
Dry Measures .....	13		12		25
Liquid Measures .....	30		18	3	51
Automatic Pumps .....	12	6		10	28
Yard Sticks .....			40		40
Counter Measures .....			10		10
Avoirdupois Weights .....	34	12			46

	Correct	Over	Under	No. Tested	Number Condemned and Seized
Baskets .....	30	7	18		
Packages .....	76	10	22		

Days spent in actual service this year—37.

Stores Visited—114. Peddlers' Wagons Inspected—16.

I certify that the above report is correct to the best of my knowledge and belief.

L. V. S. CURRY,  
Sealer of Weights and Measures.



**ANNUAL REPORT OF SEALER OF WEIGHTS AND MEASURES  
MONONGALIA COUNTY**

**Work Performed from October 31, 1921 to November 1, 1922.**

	Sealed Without Adjusting	Adjusted and Sealed	Cond'nd and Seized	Cond'nd for Repairs	TOTAL
Mine Scales .....	102	4		5	111
Hopper Scales .....	4				4
Other Platform Scales .....	13				13
Suspension Scales .....	46				46
Counter Scales .....	13			8	21
Spring Balances .....	29			8	37
Computing Scales .....	26	2		4	32
Dry Measures .....	1				1
Liquid Measures .....	90				90
Automatic Pumps .....	39			3	42
Avoirdupois Weights .....	243	6			249

I certify that the above report is correct to the best of my knowledge and belief.

S. A. BARKER,  
Sealer of Weights and Measures.

**ANNUAL REPORT OF SEALER OF WEIGHTS AND MEASURES  
OHIO COUNTY**

**Work Performed from June 15 1922 to October 31, 1922.**

	Sealed Without Adjusting	Adjusted and Sealed	Cond'nd and Seized	Cond'nd for Repairs	TOTAL
Mine Scales .....	9	5		2	16
Wagon Scales .....	22	7		3	32
Other Platform Scales .....	14	6		3	23
Suspension Scales .....	19	2		3	24
Counter Scales .....	46	3		1	50
Spring Balances .....	60	13	3	2	78
Computing Scales .....	396	67	1	35	499
Dry Measures .....	217		9		226
Liquid Measures .....	79		1		80
Automatic Pumps .....	100	17		21	138
Truck tanks—(2 tested and sealed) .....					
Avoirdupois Weights .....	94	13			107

	Correct	Over	Under	No. Tested	Number Condemned and Seized
Baskets .....	66	19	12	97	2
Packages .....	159	5	18	182	7

Days spent in actual service this year—137.

Stores Visited—603. Peddlers' Wagons Inspected—39.

Total Amount of Fines Since Last Report—\$20.00.

I certify that the above report is correct to the best of my knowledge and belief.

EDW. A. BROOKES,  
Sealer of Weights and Measures.

**ANNUAL REPORT OF SEALER OF WEIGHTS AND MEASURES  
SUMMERS COUNTY**

Work Performed from October 31, 1921 to November 1, 1922.

	Sealed Without Adjusting	Adjusted and Sealed	Cond'nd and Seized	Cond'nd for Repairs	TOTAL
Live Stock Scales .....		5			5
Hopper Scales .....	2	1			3
Wagon Scales .....		2			2
Other Platform Scales .....	20	10			30
Counter Scales .....	8	14			22
Spring Balances .....		16			16
Computing Scales .....	27	12			39
Automatic Pumps .....	3	8			11
Avoirdupois Weights .....	50				50

Days spent in actual service this year—32.

Stores Visited—43. Peddlers' Wagons Inspected—10.

I certify that the above report is correct to the best of my knowledge and belief.

O. W. ALLEN,  
Sealer of Weights and Measures.

**ANNUAL REPORT OF SEALER OF WEIGHTS AND MEASURES  
WOOD COUNTY**

Work Performed from October 31, 1921 to November 1, 1922.

	Sealed Without Adjusting	Adjusted and Sealed	Cond'nd and Seized	Cond'nd for Repairs	TOTAL
Wagon Scales .....	7	1		2	10
Other Platform Scales .....	89	50		6	145
Suspension Scales .....	7	1			8
Counter Scales .....	72	27		4	103
Computing Scales .....	263	125	1	33	422
Dry Measures .....	16		2		18
Automatic Pumps .....	30	20		6	56
Yard Sticks .....	4				4
Counter Measures .....	2	17			19
Avoirdupois Weights .....	1117	57	13	14	1201

	Correct	Over	Under	No. Tested	Number Condemned and Seized
Packages .....	851	323	327	1501	

Days spent in actual service this year—173.

Stores Visited—471. Peddlers' Wagons Inspected—49.

I certify that the above report is correct to the best of my knowledge and belief.

D. E. MERCER,  
Sealer of Weights and Measures.

**ANNUAL REPORT OF SEALER OF WEIGHTS AND MEASURES  
Bluefield, W. Va.**

**Work Performed from October 31, 1921 to November 1, 1922**

	Scaled Without Adjusting	Adjusted and Sealed	Cond'nd and Seized	Cond'nd for Repairs	TOTAL
Wagon Scales .....		12			12
Other Platform Scales .....		50			50
Counter Scales .....		1011	97		1108
Beam Scales .....		100			100
Dry Measures .....	752	166			918
Automatic Pumps .....	164	4		2	170

	Correct	Over	Under	No. Tested	Number Condemned and Seized
Packages .....	54390		1804	56194	

I certify that the above report is correct to the best of my knowledge and belief.

**E. W. RUTHERFORD,**  
State Inspector of Weights and Measures.

**ANNUAL REPORT OF SEALER OF WEIGHTS AND MEASURES  
PUTNAM COUNTY**

**Work Performed from October 31, 1921 to November 1, 1922**

	Scaled Without Adjusting	Adjusted and Sealed	Cond'nd and Seized	Cond'nd for Repairs	TOTAL
Railroad Track Scales .....	4				4
Mine Scales .....	3				3
Live Stock Scales .....	10				10
Wagon Scales .....	7	3			10
Suspension Scales .....	3				3
Counter Scales .....	49	12			61
Beam Scales .....	16				16
Computing Scales .....	40	8		3	51
Dry Measures .....	16				16
Automatic Pumps .....	10	4			14
Yard Sticks .....	30				30
Counter Measures .....	14				14

Days spent in actual service this year—75.

Stores Visited—90.

I certify that the above report is correct to the best of my knowledge and belief.

**JOHN BURNSIDE,**  
Sealer of Weights and Measures.

**ANNUAL REPORT OF SEALER OF WEIGHTS AND MEASURES  
ROANE COUNTY**

Work Performed from April, 1922 to September, 1922

	Sealed Without Adjusting	Adjusted and Sealed	Cond'nd and Seized	Cond'nd for Repairs	TOTAL
Live Stock Scales.....	44			7	51
Hopper Scales.....	1			1	2
Wagon Scales.....	2				2
Other Platform Scales.....	52	11		10	73
Counter Scales.....	5			40	45
Spring Balances.....	1			2	3
Beam Scales.....	1	1		3	5
Computing Scales.....	21	23		43	87
Dry Measures.....	1				1
Liquid Measures.....	10			6	16
Automatic Pumps.....	14	5		3	22
Yard Sticks.....	57	1		17	75
Counter Measures.....	1			2	3
Avoirdupois Weights.....	289	10		9	308

	Correct	Over	Under	No. Tested	Number Condemned and Seized
Packages.....	90	15	46	151	
Milk bottles.....	1			1	

Days spent in actual service this year—68.

Stores Visited—114. Peddler's Wagons Inspected—1.

Ice dealers wagons inspected—1.

I certify that the above report is correct to the best of my knowledge and belief.

VIRGIL E. ROGERS,  
Sealer of Weights and Measures.

**REPORT OF STATE INSPECTOR OF WEIGHTS AND MEASURES**

**Work Performed from July 1, 1921 to November 1, 1922.**

	<b>Sealed Without Adjusting</b>	<b>Adjusted and Sealed</b>	<b>Cond'nd and Seized</b>	<b>Cond'nd for Repairs</b>	<b>TOTAL</b>
Railroad Track Scales.....	3	1		2	6
Mine Scales.....	16	1			17
Live Stock Scales.....	3	1		2	6
Hopper Scales.....	2				2
Wagon Scales.....	7	5	1	1	14
Other Platform Scales.....	51	16	2	19	88
Suspension Scales.....	4	2			6
Counter Scales.....	35	7	2	9	53
Spring Balances.....	12	10	12	9	43
Beam Scales.....	2				2
Computing Scales.....	217	92	5	94	408
Prescription scales.....	5			3	8
Dry Measures.....	15		20		35
Liquid Measures.....	12		6		18
Automatic Pumps.....	28	2	1	26	57
Yard Sticks.....	15		1		16
Avoirdupois Weights.....	405	13	34	4	456
Prescription weights.....	301		82		383

	<b>Correct</b>	<b>Over</b>	<b>Under</b>	<b>No. Tested</b>	<b>Number Condemned and Seized</b>
<b>Baskets</b> .....	6				
<b>Boxes</b> .....	27				
<b>Packages</b> .....	407	14	315		
<b>Milk Bottles</b> .....	49		468		468

I certify that the above report is correct to the best of my knowledge and belief.

J. D. SHOTT.  
State Inspector of Weights and Measures.

## REPORT OF STATE INSPECTOR OF WEIGHTS AND MEASURES

	Sealed Without Adjusting	Adjusted and Sealed	Cond'nd and Seized	Cond'nd for Repairs	TOTAL
Mine Scales.....	27	17		3	47
Live Stock Scales.....	19	34		10	63
Hopper Scales.....	18	10	1	1	30
Wagon Scales.....	27	31		8	66
Other Platform Scales.....	115	105		24	244
Suspension Scales.....	11	4		1	16
Counter Scales.....	159	99	10	90	358
Spring Balances.....	74	111	27	12	224
Beam Scales.....	20	7		6	33
Computing Scales.....	159	55	3	86	303
Slot Personal Scales.....	11			13	24
Dry Measures.....	82		15		97
Liquid Measures.....	766		29	8	803
Automatic Pumps.....	983	217	1	84	1285
Yard Sticks.....	156		86		242
Counter Measures.....	11				11
Tapes.....			4		4
Avoirdupois Weights.....	1287	117	71		1475

	Correct	Over	Under	No. Tested	Number Condemned and Seized
Baskets.....	9	5	18	32	
Packages.....	1018	201	296	1515	

I certify that the above report is correct to the best of my knowledge and belief.

M. G. SMITH,  
State Inspector of Weights and Measures.







Report of the  
West Virginia  
State Child Welfare Commission

Recommendations to be Submitted to the 1923 Session of the  
Legislature to Promote the Welfare of the Children  
of West Virginia



1 9 2 2

Prepared by the West Virginia State Child Welfare  
Commission, which was Authorized by the Legislature  
and Appointed by Governor Ephraim F. Morgan,  
July, 1922.

Office: Capitol Bldg.

Charleston, W. Va.



TRIBUNE PRINTING CO., CHARLESTON, W. VA.

*To His Excellency, the Honorable* EPHRAIM F. MORGAN, *Governor,* and to the Legislature of West Virginia.

DEAR SIRs:

The West Virginia State Child Welfare Commission authorized by the 1921 session of the legislature and appointed by you in July, 1921, has the honor to submit to you its final report. The Commission was appointed to "study and investigate the laws and conditions existing relating to dependent, neglected, defective and delinquent children; to report the results of its investigation with its recommendations to the 1923 legislature; and to submit such bills as may be necessary in the carrying out of its recommendations."

For over a year we have been making an intensive study of the conditions which surround the child life of the state. Based on the study, we have drawn up certain legislation which we feel to be fundamental and constructive. We earnestly believe that the program of the Commission, if adopted, as a whole, will not only bring about conditions to promote the welfare of the children but also materially lighten the financial burden which has been carried by the individual counties.

The following recommendations are presented for your careful consideration.

Respectfully submitted,

L. J. FORMAN,  
Chairman.

**Published by**  
**STATE CHILD WELFARE COMMISSION**

**Mr. L. J. Forman, Chairman**

**Mrs. J. A. Meredith**  
**Mr. C. E. Carrigan**  
**Mrs. J. R. Moreland**

**Mr. W. M. Wiley**  
**Rev. A. N. Slayton**  
**Mr. John J. Coniff**

**Mrs. L. E. McClung**

**Miss H. L. Hazlett, Executive Secretary**

**Advisory Board**

**Mr. James A. Lakin, Pres. Board of Control.**  
**Dr. W. T. Henshaw, State Commissioner of Health.**  
**Mr. G. M. Ford, State Superintendent of Schools.**  
**Mr. G. F. Daugherty, State Labor Commissioner.**  
**Mr. L. H. Putnam, Exec. Secy., Board of Children's Guardians.**

**1 9 2 2**

## TABLE OF CONTENTS.

---

**Part I:**

**Introduction.**

**Part II:**

**Specific Recommendations.**

**New Legislation—**

**Consolidation of the County Poor Farms.**

**County Welfare Boards.**

**Amendments—**

**State Board of Children's Guardians.**

**Mothers' Assistance.**

**Poor Relief.**

**Marriage.**

**Endorsements of Recommendations of Other State Departments—**

**Mental Defectives.**

**Midwifery.**

**Full Time Health Unit.**

**Physical Examinations.**

**Approval of Sheppard-Towner Act.**

**General Endorsements—**

**Schools Taxation Unit.**

**Industrial Schools.**

**Part III:**

**"A CHILD'S RIGHTS"**

**General Standards of Child Welfare to be eventually attained.**



## PART I.

---

Periodically during the last decade laws have been passed to meet issues which interfered with the normal development of the child. The laws governing child labor, creating juvenile courts, enforcing compulsory school attendance and other pieces of legislation bear witness to the success of past attempts to correct specific instances of child abuse or neglect.

Yet in this same period, little or no attempt has been made to coordinate such efforts or to consider how new provisions would fit into laws already on the statute books.

In 1911 Ohio was the first state to start a systematic study of the law relating to children. As a result the Children's Code or Child Welfare Commission was created to displace previous spasmodic efforts.

Since then over half the states have followed Ohio's example. In 1921 the West Virginia Legislature created such a commission. Their function was "to study and to investigate the laws and conditions existing relating to dependent, neglected, defective and delinquent children and to report the result of its investigation together with its recommendations to the 1923 session of the Legislature."

The commission consists of nine members serving without pay, whose term matures with the 1923 session of the Legislature. Governor Morgan took great care to see that the appointments of this commission were non-political, non-sectional and non-sectarian.

The first piece of work undertaken was an informal digest of all the laws in the state governing minors.

This digest has been printed to give the citizens of the state a definite knowledge of the present provisions affecting children. The children's law in West Virginia is in the main much the same as that of other progressive states. However there are certain glaring deficiencies in the law and it is to the consideration of the most fundamental of these that the Commission has confined

itself. Its study was carried on through personal investigation of actual conditions; through correspondence; and conferences with the officials or citizens who have a practical knowledge of the particular fields under consideration.

The Commission was fortunate in securing the heads of the state departments dealing with children to serve as an advisory council, namely, Department of Health, Department of Schools, Department of Labor, Board of Children's Guardians and Board of Control. The work has been carried on with the co-operation of the above officials. The Commission has also had the advice of people who have devoted their lives to the study of standards in protective legislation for children.

The Commission has sought to secure greater benefits to the child without placing any further load on the already overburdened tax payer. The program of the Commission if adopted as a whole, instead of further increasing the taxes will materially lighten them, at the same time it will insure to the children of the state greater opportunity to become useful citizens.

In the following pages will be found the specific recommendations which the Commission offers for consideration.



## PART II.

---

### NEW LEGISLATION.

#### THE CREATION OF HOMES IN EACH OF THE CONGRESSIONAL DISTRICTS OF THE STATE FOR THE CARE AND SUPPORT OF THE POOR.

That there be created in each of the Congressional Districts of the state district homes for the shelter, care, maintenance and protection of the poor in each district. The Presidents of the county courts of the counties in the congressional districts and the State Board of Control shall constitute a Board of Managers for the Control and management of the home. The Board of Managers shall visit all the poor farms within each district and select if possible one of the present farms for the district home. If any of the present farms are not suitable for such a home the Board shall select a new site. Only one home shall be located in the district unless in the judgment of the Board more than one shall be necessary. The remaining farms may be sold and the funds paid into the treasuries of the respective counties.

The Managers shall make such alterations and provide such equipment and employ such employees as may be necessary to carry out the purpose of this act.

The farm selected shall be valued and paid for pro rata by the counties which make up the district in proportion to the assessed valuation of the property in the county. The current expenses shall be paid by the counties participating in the use of the home on a per capita basis. The Board of Managers shall select a president, a secretary and a treasurer from their own body.

Forty-five counties of the state have county almshouses. The remaining ten counties care for their poor by the contract system. That is, contracting the care of so many persons per year to the lowest bidder. Each of the forty-five poor farms are valued any where from \$5,000.00 to \$200,000.00. This includes the value of the land, the buildings and the household equipment. In the majority of cases the homes are being maintained for a suprisingly small number of inmates at a per capita cost which runs as high as \$600.00 per year. A \$41,000.00 farm which is being maintained for six inmates is supporting ten additional people who work on the farm. Another \$18,000.00 farm has nine inmates and eleven able bodied visitors. Another \$18,000.00 farm has four inmates and six persons who are not considered as inmates. Still another \$18,000.00 farm has sixty inmates and ten people who are working on or "visiting" the farm. Over one-half of the farms are being maintained for fewer than ten inmates. In one county there is a fifty acre farm, a building of eighteen rooms and two inmates, both infirm. And still another county, a \$10,000.00 farm of eighty-five acres, three inmates; eighty, eighty-two and

eighty-three years respectively who cost the county \$365.00 per capita annually.

The county almshouses in a great many instances have become rubbish heaps into which are swept these unfortunates whether they be men, women or children who have been thrown upon the county for aid. They are herded together in spite of disease and regardless of the fundamental principals of sanitation. One-third of the homes have not sufficient water supply to furnish adequate amount of water. Half of them have no bath tubs and one county suggested that such a provision was not necessary as they used the wash tubs in the winter and the river in the summer.

Living among these conditions are one hundred and seventy-five of our children. Some defectives, even some delinquent, others merely unfortunate for whom no one has seemed to make themselves responsible, and who serve in certain cases as "numbers" to swell the attendance at the neighboring district school in order that the school may be kept open for the few normal children of the district.

Under such a consolidation instead of approximately a million dollar investment of land being utilized for eight hundred inmates there would be six homes where the helpless, aged and indigent would be adequately cared for in an efficient and economical manner under sanitary and healthful conditions, still under the direct control of the individual counties through the president of the respective county courts who constitute the Board of Managers. By this consolidation the first district will save \$175,000.00 on their investment. The second district, \$250,000.00 and the remaining four districts will each save \$25,000.00. This saving would be in addition to decreasing the actual per capita cost by the joint sharing of the home.

#### THE CREATION OF COUNTY WELFARE BOARDS.

There is hereby authorized in each of the counties of the state at the option of the counties the creation of a county welfare board. The Board to consist of three members, two residents of the county appointed by the court having juvenile jurisdiction and the president of the county court a member ex officio. The members first appointed to hold office one and two years, the subsequent appointments to be for a term of two years.

The duties of the Board will be to advise with and assist the State Board of Children's Guardians in the performance of its duties in the county and make such visitations and reports as the State Board may request; to act in a general advisory capacity to the county and municipal authorities in dealing with questions of dependency, delinquency and distribution of poor funds.

The County Board shall appoint a County Welfare Agent with the approval of the State Board of Children's Guardians whose duties shall be to make investigation and reports to the State Board of Children's Guardians; to investigate all applications for poor relief and report thereon to the county court which shall grant such relief as will be reasonably necessary; to investigate all applications for mothers' pensions: when requested by the County Board to per-

form the duties of the probation officer in counties where there is no probation officer and to co-operate with the Child Labor Inspectors, Health and Truancy Officers.

This Board shall not be appointed in any county unless the county court shall direct the same. The county court shall be required to direct the creation of such a Board whenever a petition signed by the voters of the county equal to 5% of the votes cast at the next preceding general election shall request the same.

In counties where no Board is appointed the county court with the approval of the State Board of Children's Guardians may appoint a county welfare agent to co-operate with the county court and the Board of Children's Guardians. The salary of such agent shall be fixed by the county court and the State Board of Children's Guardians and shared jointly by the state and the county.

It will be the duty of the county agent to assist the county health coming within the purview of this act that shall come to their report to the county welfare Board of their respective counties cases coming within the purview of this act that shall come to their attention while acting in the discharge of their duties.

The necessary expenses of the Board and of the agent incurred while acting in the discharge of their official duties to be paid by the county.

In order to develop the local resources of the counties in administration of laws which affect very vitally the children and development of the child life, the individual citizens must become awakened to the necessity of the responsibility of the county to the child. At the present time the provisions protecting the dependent child are inadequate in that they leave the physically and mentally defective and the temporarily dependent child unprovided for. At the present time the protection of the child is divided among a group of part time officials who, unfortunately, have not sufficient duties assigned to them to justify the engaging of all their time in their work. The compensation allotted for such divided services does not provide a reasonable living. They are thus compelled to spend the greater part of their time at some more remunerative occupation thus relegating their public duties to a secondary place. It would be far more to the interests of citizens and the tax payer, to unite these closely related tasks which have in common the welfare of the child into such a county welfare board. Thus fixing the responsibility for an efficient, economical enforcement of the law. On the Board is represented the point of view of both official and citizen. The purpose is to co-ordinate and develop not only county functions but to localize the state functions which come into the province of the counties.

## AMENDMENTS.

### STATE BOARD OF CHILDREN'S GUARDIANS.

1. To amend acts of 1921. Chapter 134, Section 4. To insert a new paragraph to the effect that all children who become wards of the State Board of Children's Guardians who afterwards become

delinquent or are found to be mentally defective that they shall be returned to the committing officer of the county from which the child was received.

2. Section 4D. That any cost or expenses necessary in connection with the family case work investigation, hearing or commitment shall be a proper charge against the county in which the hearing is held and shall be paid by the county court upon such submission to it of an itemized statement verified by affidavit made by the agent of the Board.

3. Section 9. That when necessary the State Board of Children's Guardians may place children that need special care or supervision in private boarding homes temporarily.

4. Section 10. That the powers of the Board be enlarged to make family case work investigation of youths who are mentally defective.

5. Section 24. That no dependent, neglected or abandoned child shall be placed in a county or district poor farm in the state for other than temporary care and then only when a written notification is made to the State Board of said placement. Such notification must be made not later than three days after the child enters the home. In the same manner the Board of Children's Guardians must be notified of the placement of any mental defective in a county or district poor farm. If the superintendent of the county or district home fails to make such a notification he or she shall be fined not less than ten dollars nor more than twenty-five for each offense.

6. Section 3. To eliminate the clause which limits the number of agents of the Board and provide that one-half of these agents be women.

The first, second, third and sixth amendments are changes which will facilitate the work of the Board and will eliminate certain inadequacies in the powers which the Board already holds.

The fourth amendment is in order to provide some investigation in the case of the mental defective child in order that some adjustment may be made which will protect the child from exploitation and will lighten the burden of the state as far as possible.

The fifth amendment is to provide specific supervision for the children who may be placed in our poor farms for temporary care and to make a repetition of the present condition of our children in the poor farms impossible.

#### MOTHER'S PENSIONS.

To amend Chapter 46, Section 2. To make it possible for a mother of one or more children under the age of fourteen years or under the age of sixteen years who are not eligible for a working permit to file an application for relief; that she must be a resident in the state for a period of two years and in the county in which the application is made for at least one year previous to the filing of the application.

Section 10. That the maximum amount which a mother may receive is 45.00 per month and that she shall not receive such aid if she is receiving from the Workmen's Compensation Fund, from

property, relatives or any other source an amount equal to the maximum amount allowed.

Section 11. To eliminate the clause which prohibits a woman from receiving aid if she owns any property except her household goods.

Section 9. That the court upon hearing an application and finding the alleged facts in the application to be true shall make an order to give aid to the mother of the children in whose benefit the application is filed. During the month preceding the end of each fiscal year the county court shall reconsider all cases that are then receiving mothers' pensions and shall enter orders fixing the compensation to be paid during the successive fiscal year.

There are twenty-two counties in the state that are giving any aid under the mothers' pension act and fourteen of these counties are giving aid to fewer than five families. The law as it stands on our statute books has been absurdly inadequate in its provisions and the relief which might well result from an effective administration of a mother's pension has been hampered by the requirements of the law. The first amendment is to bring the provision into unity with the child labor and educational laws already on our statute books. In regard to the period of settlement the changes made correspond with the requirements of the bordering states.

The second amendment increases the allowance of the mothers' pension from the maximum which is \$25.00 for a mother with four or more children to an amount which is more in keeping with a standard of living which West Virginia as a state can sanction. Under the provision as it stands we have done all we can to pauperize women by cutting off their sources of revenue and then have expressed our willingness to aid them to the extent of \$25.00 per month!

The third. Under the present provision a woman may not own any property except her household goods in order to apply for relief which means that a woman owning her own home but whose source of income is cut off and who has children to educate must give up her home before she may receive aid which will enable her to hold her family together and educate her children. The mother would make a far better citizen if allowed some assistance which would enable her to keep her home. Thus in the above amendment ownership and thrift is encouraged.

In regard to the last amendment. At the present time when a family has "gotten on the county books," it is often difficult to withdraw the aid after the period of need is over. Thus it would be a decided saving in the county to make it a definite policy to reconsider all cases receiving mothers pensions at the end of each fiscal year.

#### POOR RELIEF.

During the month preceding the end of each fiscal year the county court shall reconsider all cases that have been receiving county aid.

At the present time the counties are spending lump sums of twenty, thirteen, fifteen, seven, twelve thousand and forty-five hundred dollars

in aid to the poor through their overseers of the poor. Once a family is listed for aid from the county it is most difficult to close their account. For instance, one of our overseers relates of following up a family who had been on the county books for twelve years. As he approached the house he heard a player piano being played. As he went in at the door the mother of the family was finishing a conversation over the telephone. The overseer asked her if she was not in the habit of receiving orders for groceries from the county, to which she answered in the affirmative, saying that she could not get along without them. Whereupon the overseer made some observations about the piano, the telephone and the apparent comfort of the home to which she answered, "H—, you can't expect me to eat the piano."

#### MARRIAGE.

To amend the provisions for marriage so that every application for marriage to the county clerk must be accompanied by a medical certificate to be obtained within fifteen days prior to the application and signed by a reputable physician, stating whether or not the parties, after a thorough examination, are believed to be free from venereal disease. The physician shall not charge more than \$2.00 for the examination. False statements by applicants or examining physician shall be punishable by a fine of from \$50.00 to \$100.00 and be imprisoned for not more than thirty days or both.

That no minister or other person celebrating a marriage shall perform the ceremony until ten days have elapsed after the issuance of the marriage license by the county clerk. Any person violating this provision shall be guilty of a misdemeanor and on conviction thereof shall be fined not exceeding 100 dollars.

At the present time seventeen states make venereal disease a bar to marriage. Ten of the states require a certificate from both men and women. The regulation of conditions under which marriage can take place is a fundamental protection of the child. The child has the right to be born sound in body. It is the duty of the state to safeguard this right in so far as possible.

The past few years has shown us that a large percent of the hasty marriages and elopements end in our courts on pleas of desertion or non-support and that such marriages are a considerable factor in swelling the number of divorces. A short period of time between the issuance of the marriage license and the performance of the ceremony would encourage a thoughtful entering into the marriage contract and would form a very vital protection to the inalienable rights of the child to a normal family life.

#### ENDORSEMENTS.

#### MENTAL DEFECTIVES.

The mental defective in West Virginia is a problem in the development and progress of the social and economical life of both state and

county. In a detailed survey which was made by the National Committee for mental hygiene in co-operation with West Virginia mental hygiene the following facts were brought forth.

That 51% of the inmates studied at the State Penitentiary were repeaters. Seventy per cent either had no schooling whatever or never got beyond the 5th grade of public schools. Forty-four and nine-tenths per cent of these individuals have the mental level of the average American child of 12 years or under.

Twenty per cent were feeble minded.

Forty-eight per cent of the inmates at the West Virginia Industrial Home for Girls had the mental level of 12 years or under while only one girl was chronologically 12 years or under.

Thirty-one per cent of the girls of this institution were feeble minded.

Sixty-two per cent of the boys of the West Virginia Industrial School for Boys have the mental age of children of 12 years or under while only 5% were chronologically 12 years or under.

Thirty per cent of the inmates of this institution were feeble minded.

Forty per cent of the inmates of the county jails of the state had records of previous offenses.

Twenty-eight per cent of these individuals were feeble minded persons.

Mental defectiveness is an important factor in the spread of venereal disease.

Thirty per cent of the immoral women studied were feeble minded.

The inmates of 16 county infirmaries have been studied. Fifty-one per cent of these individuals were in such poor or bad physical condition as to be in urgent need of medical care and treatment. Twenty-two per cent were suffering from mental diseases.

Forty-one per cent of the inmates were feeble minded.

Twelve of the 28 children at the West Virginia Children's Home were feeble minded. Five per cent of the children at the West Virginia Odd Fellows Home were feeble minded.

Finally between 2-3% of the public school children studied were feeble minded.

Throughout the state are to be found mental defective children who are not receiving that protection and preparation for life which might prevent them from becoming the future criminals, vagrants, dependents, paupers or from becoming the mothers of illegitimate children and from propagating more of their own kind faster than we can train or control them.

Inasmuch as the 1921 session of the legislature authorized the creation of the training school for mental defectives the commission heartily endorses the request of the Board of Control that the 1923 session of the legislature shall incorporate in the appropriation of the Board of Control \$125,000.00 for the year 1923 and the year 1924 for the building, development and maintenance of the above institution.

### RECOMMENDATION CONCERNING THE MENTAL DEFECTIVES

Inasmuch as it is deemed necessary to the development of the child life of the state that some immediate provision be made for the segregation and care of a larger group of mental defectives;

And in view of the fact that there are adequate facilities for the care of a larger number of insane at the Weston State Hospital and the Spencer State Hospital than are now being cared for in either of these respective institutions;

That one-half of the population of the Huntington State Hospital at the present time, consists of feeble minded;

And inasmuch as the State Board of Control has the legal authority to transfer from one State Institution to another;

The State Child Welfare Commission heartily recommends to the State Board of Control that they authorize the transfer of insane and epileptics to the Weston State Hospital and the Spencer State Hospital, in order to provide adequate facilities for the care and segregation of the feeble minded thus mitigating a very vital need in the State, pending the building and development of the West Virginia Training School for mental defectives which was created by the 1921 session of the legislature but for which no appropriation was made.

### MIDWIFERY.

Every year in the most useful and essential period of their lives three hundred mothers of West Virginia die in child birth or of the results of child birth. In the same period four thousand babies die under one year of age and of that four thousand, two thousand die before they have reached the age of one month. That Midwifery is practiced, we know and due to the lack of accurate information of the exact number of midwives in West Virginia and of the conditions under which they practice and due to the fact that it has been impossible for the commission to devote sufficient time to this specific study to justify the setting of arbitrary standards upon which to base the practice of midwifery, it is recommended that the Board of Health be authorized to make a careful survey of the conditions covering the practice of midwifery in the state and to report at the 1925 session of the legislature its findings with its recommendations for bringing the above practice up to such standards as will safeguard the life of both mother and child.

### FULL TIME HEALTH UNITS.

The health of the community is the best foundation for progress and happiness. With a view of bringing about such conditions the plans of the state department of health in an attempt to develop in connection with the county court of the respective counties a full time health unit,



are heartily endorsed and it is urged that the county authorities join with the state Board of Health in making the creation of such an organization possible.

A full time health unit is understood to mean one or more full time health officers; one or more full time nurses; and office and clerical assistance and where possible, sanitary inspector and one bacteriologist.

#### PHYSICAL EXAMINATION.

The Commission urges the State Department of Health to require and make a full examination of the children entering all state child caring institutions except hospitals not only to serve as a protection against the spread of disease among the inmates of the institution itself but also for furnishing data for intensive study into the primary causes of general disability and disease.

#### THE APPROVAL OF THE SHEPPARD-TOWNER ACT FOR THE PROMOTION OF MATERNAL AND CHILD HYGIENE WORK.

The lives and health of the mothers and babies of our state are dependent largely upon medical care and attention. In over one-half of the counties of our state there is little provision of any sort for the instruction or supervision of expectant mothers and babies. Even West Virginia's recent and slowly developing system of registration of births and deaths brings out a terrific wastage of our mothers and babies. Every month in our state twenty-five mothers die in child birth or as an immediate result of child birth and over three hundred babies die in West Virginia under one year of age.

The approval of the legislature of the Sheppard-Towner act for the promotion of the maternal and child hygiene work under the State Board of Health will serve to protect the lives of our mothers and our future citizens.

#### DEPARTMENT OF LABOR.

The State Department of Labor makes the following recommendations which they believe will serve as a protection to the children who are engaged in industry.

That a street trades law be enacted which will protect the health of minors;

That the school attendance will be maintained so that it will be possible to enforce the law efficiently in rural communities;

That children shall not be allowed to run elevators either passenger or freight;

That children in part time schools be taught the dangers in modern industry and be cautioned in avoiding them.

The above provisions would aid in insuring to the child who is working the freedom from the exploitation and the protection of his health and physical fitness.

## GENERAL ENDORSEMENTS.

### SCHOOLS.

In order that a uniform opportunity of obtaining a common school education may be made available to every child in the county and that no child shall be deprived of equal advantages with any other child in the standard of teachers employed and of equipment provided for the district schools, it is hoped that ultimately the county will be made the unit for school taxation in place of the smaller unit of the district.

### INDUSTRIAL SCHOOLS.

There is a crying need in the state for the shelter of the class of delinquent children who are over the age for admittance to our two industrial schools and are still below the age of an adult. This group is still classed under our law as children and are wandering our streets committing crimes and getting into our courts.

In view of the fact that the West Virginia Industrial School for Girls does not accept inmates over the age of eighteen and that there is no present provision in the state for the protection or shelter of this group of unfortunate delinquent girls excepting the county jails, it is recommended that the State Board of Control make a careful study of the Girls Industrial School with a view of making this institution adequate to deal with this group who form a very vital social problem. This problem is also brought to the further attention of the counties and it is urged that some immediate provision be made where the local need appears.

### PART III.

---

The Commission is aware that the above specific recommendations are only a few fundamental principles which must be woven into the fabric of our state to meet the present exigencies and to form a foundation to alleviate future needs.

Therefore the Commission submits *in addition to the recommendations necessitating immediate action, the following:*

#### "RIGHTS OF CHILDHOOD."

with the standards of maintaining them, to be studied thoughtfully by the citizens of the state, that there may be a criterion by which future conditions determining the well-being of our children can be determined.

(The printing in italics shows where West Virginia has come up to the standards specified.)

#### FIRST RIGHT:

The Right to be Born in Honor, Sound in Body and Mind; The Right to Protection from Disease and to the Promotion of Health.

*No marriage should be performed without a license having been issued therefor. In order to qualify for a license the male should be at least eighteen and the female at least sixteen years of age; and both should show that they are sound in mind and free from venereal disease.*

Complete and reliable records of births and deaths should be made and preserved.

All midwives required by law to show adequate training and to be licensed and supervised. (\*)

Medical advice and nursing service should be made accessible to all mothers during pregnancy and at confinement. (\*\*)

Maternity hospitals or maternity wards in general hospitals for all women wishing hospital care.

*Prevention of infantile blindness by adequate treatment of eyes of every infant at birth.*

Every child under eighteen years of age, whether at home, at school or at work undergo at least annually a health examination. (†) Public health nurses to make home visits to all infants and children of pre-school age needing care. *Independent school districts shall and other districts may have nurses to examine children.*

---

(\*) To be considered by the 1923 session of the legislature.

(\*\*) The Sheppard-Towner act for promotion for maternal and child hygiene under the Board of Health.

(†) Independent school district shall and other districts may have nurses to examine children.

(1) Under present development by the Board of Health.

Full time health units under the supervision of the State Health Department, (1) equipped to give health instructions to and exercise supervision over all children not under care of private physician; and also instruct mothers in the care and feeding of children.

*Training for physical development, the cultivation of health habits, and instruction in hygiene features of all school work.*

*State licensing and supervision of all child-caring institutions or homes in which infants or young children are cared for. General educational work in prevention of communicable diseases.*

## SECOND RIGHT:

The Right to Education and Training Sufficient to Develop His Capacity for Knowledge and Achievement.

Adequate school facilities should be made available to every child irrespective of race or color.

*Every child between the ages of 7 and 16 years should be required to attend the public school (\*) where he resides for the entire time such school is in session; provided, however that this does not apply to:*

*Any child attending private or parochial school or other public school approved by the state educational authorities:*

Any child if he has completed the courses of study offered by the public school where he resides or to any child between the ages of 14 and 16 who has completed the eighth grade and is lawfully at work.

Full time attendance officers (\*\*) adequately proportioned to the school population should be provided in cities, and counties to enforce the school attendance law.

Children between the ages of 14 and 18 years who have not completed high school and are lawfully at work be required to attend continuation schools for at least eight hours a week, (†) such schools established in every community where 15 or more such children are at work. This requirement does not apply to any children engaged in club or project work carried on jointly by the state and federal governments or when in attendance upon instruction on the co-operative plan approved by the state educational authorities.

Special instructions be provided for those mentally or physically handicapped; (‡) and special opportunities for advancement be afforded every child in accordance with his ability.

*A yearly census should be taken and a complete and accurate list of all children of school age should be kept.*

The minimum term of every school, whether urban or rural, should be nine months. (§)

(\*) The school year increases on a scale of ten days a year. In 1924 an eight month standard will be realized for all the schools.

(\*\*) Part time.

(†) Working children between fourteen and sixteen are required to attend 144 hours a year.

(‡) School for deaf and blind.

The unit for school administration should be the county. All independent district to be abolished. The progressive plans for the development of the schools, such as consolidation, (1) etc., should be encouraged. Adequately high standards of teachers should be maintained.

### THIRD RIGHT:

The right to be Safeguarded from Neglect, Abuse, Exploitation, and other Injustice.

Juvenile Courts should be created for the protection of neglected, abused and delinquent children and *every such child under 18 years of age should be under the jurisdiction of the juvenile court unless the judge should transfer his case to some other court for hearing.*

The probation system (\*) is essential and upon the character of its service the effectiveness of the juvenile court depends. Throughout childhood attention should be given to the mental hygiene of the child—the care of the instincts, emotions and general personality. Apprenticeship and binding out should be safeguarded so that the welfare of the child be insured.

*No child under 16 years of age should be employed at gainful occupations, except as noted below. No child between 16 and 18 (\*\*) years of age should be employed unless a regular work permit has been issued to his employer by public school authorities upon proof that:*

1. *He is 14 years of age or over:*
2. *He has satisfactorily completed the sixth grade of the public schools or its equivalent:*
3. *He is physically fit for the work contemplated, as certified to by a public health or school physician:*
4. *And that he has the assurance of lawful work, as certified to by his prospective employer:*

The employment of children between 14 and 18 years of age may be permitted during the vacation period (†) of the public schools upon the issuance of vacation permits, no educational qualifications being required; and also on Saturdays and for not more than three hours daily after school hours during the school term upon the issuance of special permits, provided the child's standing in school be satisfactory and the work suitable.

*Dangerous occupations should be forbidden to all children under 18 years of age. (‡) Mines and quarries are specified as being in the above class.*

Employment in messenger service should be forbidden to girls under 21 years of age at any time.

(1) Is being developed in over 200 communities.

(\*) Juvenile courts may appoint probation officers based on population of county.

(\*\*) Between fourteen and sixteen.

(†) Boys of 12.

*Children between 14 and 18 (1) years of age should not be employed at gainful occupations more than eight hours a day or forty-four hours a week or before seven A. M. or after six P. M. (\*) of any day.*

*State child labor laws should be enforced both by state officers and by local officers under the supervision of state labor authorities.*

#### FOURTH RIGHT:

##### The Right to Play, Recreation and to Companionship.

Wholesome play and recreation should be fostered by the homes, the school, the church and the community. Local initiative, talent and leadership should be everywhere encouraged and utilized.

Public provisions should be made for suitable recreational means, such as parks, playgrounds, social centers, concerts, swimming pools, etc., including the recreational features of libraries, farm club work, athletics, exhibitions and lectures.

Commercial amusements and public gatherings for recreational purposes should be subject to regulation and supervision by public authorities.

#### FIFTH RIGHT:

##### The Right to Care, Food, Shelter and Clothing.

It is the duty of every home to supply these necessities and it is the province of the state to see that this duty is performed. Social effort should be directed toward enabling every home to meet this requirement; in so far as any home is unable to do so but is otherwise suitable for the child, it should receive from private or public sources sufficient aid to make possible the fulfilment of these obligations. (\*\*) A home life as nearly normal as possible should be secured to every child, however, unfortunately circumstanced; but if the best interests of such child or any society should necessitate, institutional care and training adapted to his needs should be provided in such institutions. (†)

(1) 16 years of age.

(\*) Before six in the morning or after seven at night.

(\*\*) Mothers' pensions, county aid, State Board of Children's Guardians.

(†) State Children's Home, State Industrial School for Boys, Industrial School for Girls, Industrial School for Deaf and Blind, Insane Hospitals, State Tuberculosis Hospitals.











**FIRST ANNUAL REPORT**

of the

**Game and Fish Commission**

OF

**West Virginia**

---

**1921**

---

**December 1, 1921.**



TRIBUNE PRINTING CO., CHARLESTON, W. VA.

## LETTER OF TRANSMITTAL

CHARLESTON, W. VA., De c. 1, 1921

To His Excellency,  
Honorable E. F. Morgan,  
Governor of West Virginia.

SIR:

In compliance with the law we have the honor to transmit herewith the first annual report of the Game and Fish Commission of West Virginia.

Owing to the lateness of the date on which the Commission assumed its duties, this report embraces its activities only through a portion of one open hunting season. The brevity of the report, therefore, is due in part to the short period covered, in part to the withholding of recommendations for the next annual report issued before the convening of the Legislature, and to the lack of complete data on the results of many new lines of protective work begun under authority of the present Forest, Game and Fish laws.

Respectfully submitted,  
GAME AND FISH COMMISSION OF W. VA.  
G. O. YOUNG, Chairman



**LIST OF OFFICERS IN THE GAME AND FISH COMMISSION**

---

**Commissioners**

- G. O. YOUNG, Chairman, Buckhannon, West Virginia.  
A. F. FRANCIS.....Moundsville, West Virginia.  
C. A. CABELL.....Carbon, West Virginia.

- 
- A. B. BROOKS, Chief Game Protector, Buckhannon, West Virginia.  
G. W. SHARP, Chief Deputy Game Protector, Charleston, West Virginia.  
B. G. DUNKLE, Clerk, Charleston, West Virginia.  
J. E. SANER, District Deputy, Moundsville, West Virginia. (Dist. No. 1)  
A. F. BENNETT, District Deputy, Philippi, West Virginia. (Dist. No. 2)  
JOHN H. PARKER, District Deputy, Junction, West Virginia. (Dist. No. 3)  
DAVID FRAME, District Deputy, Gassaway, West Virginia. (Dist. No. 4)  
EDWARD BOND, District Deputy, Elkins, West Virginia. (Dist. No. 5)  
J. E. WOODSON, District Deputy, Princeton, West Virginia. (Dist. No. 7)  
W. S. CLAY, District Deputy, Raleigh, West Virginia. (Dist. No. 6)

---

**LOCAL DEPUTIES**

**Braxton County**

CHARLES B. LLOYD, Game Protector, Sutton, West Virginia.

**Clay County**

E. M. SMITH, Game Protector, Clay, West Virginia.

**Fayette County**

ELMER ALLEN, Game Protector, Mt. Hope, West Virginia.

**Gilmer County**

HUNTER W. BRANNON, Game Protector, Glenville, West Virginia.

**Hardy County**

F. N. NEWHOUSE, Game Protector, Moorefield, West Virginia.

**Harrison County**

CHARLES M. SUCK, Game Protector, Salem, West Virginia.

**Kanawha County**

C. R. DAWLEY, Game Protector, Charleston, West Virginia.

**Mercer County**

S. D. RICE, Game Protector, Princeton, West Virginia.

**Monroe County**

WILLIAM A. ALCOTT, Game Protector, Alderson, West Virginia.

**Nicholas County**

L. S. SPENCER, Game Protector, Fenwick, West Virginia.

SAM MURPHY, Game Protector, Richwood, West Virginia.

**Pocahontas County**

HOWARD UNDERWOOD, Game Protector, Huntersville, West Virginia.

THEODORE MOORE, Game Protector, Marlinton, West Virginia.

C. A. LITTLE, Game Protector, Dunmore, West Virginia.

**Putnam County**

FRED B. SALMONS, Game Protector, Winfield, West Virginia.

**Upshur County**

J. N. DUKE, Game Protector, Alexander, West Virginia.

**Webster County**

ELI HAMRICK, Game Protector, Webster Springs, West Virginia.

A. T. DODRILI, Game Protector, Bergoo, West Virginia.

**Wyoming County**

A. B. WORKMAN, Game Protector, Itman, West Virginia.

**FOREST PROTECTORS****Lookout Watchman**

W. B. RATLIFF, Spruce, West Virginia.

C. B. BLANKENSHIP, Rorer, West Virginia.

FLOYD GLADWELL, Trout, West Virginia.

E. N. WRISTON, Kingston, West Virginia.

WARWICK RATLIFF, Marlinton, West Virginia.



GEORGE M. TASKER, Piedmont, West Virginia.  
FRANK HAMRICK, Bernardstown, West Virginia.  
JAMES A. HENSIL, Glady, West Virginia.  
MOSES BENNETT, Circleville, West Virginia.  
O. O. NUTTER, Nuttersville, West Virginia.  
HERBERT A. ARNOLD, Terra Alta, West Virginia.  
ELI HAMRICK, Webster Springs, West Virginia.  
A. O. WALKER, McComas, West Virginia.  
PERRY JARRELL, Munition, West Virginia.  
W. D. SMITH, Bossevain, Virginia.  
SILAS J. LAMBERT, Pineville, West Virginia.

#### Patrolmen

JOSEPH A. SHARP, Millpoint, West Virginia.  
L. L. WESTFALL, Hambleton, West Virginia.  
ED. J. COSNER, Bismarck, West Virginia.  
JOHN L. JARRELL, Dry Creek, West Virginia.  
GEORGE W. GRAHAM, Basin, West Virginia.

---

#### FIRE WARDENS

##### Fayette County

W. S. KELLEY, Long Branch, West Virginia.  
E. R. HAMRICK, Kincaid, West Virginia.  
J. A. MCCOY, Mt. Hope, West Virginia.  
JAMES PLATT, Whitaker, West Virginia.  
W. H. FLEEMAN, Whitaker, West Virginia.  
F. D. BRAGG, Lick Fork, West Virginia.  
C. F. COLE, Collinsdale, West Virginia.  
CARL SAMPLES, Dunloop, West Virginia.  
H. M. BROUGHMAN, Glen Jean, West Virginia.  
R. B. OVERTON, Prudence, West Virginia.  
W. L. TREADWAY, Longhely, West Virginia.  
U. G. BRAGG, Dothan, West Virginia.  
J. A. BLAKER, Summerlee, West Virginia.  
WALTER PHIPPS, Sanger, West Virginia.  
W. H. SHOCKEY, Scarbro, West Virginia.  
J. T. SHEARER, Krebs, West Virginia.  
L. C. LAFON, Mahan, West Virginia.  
J. T. STEPHENS, Scarbro, West Virginia.  
SAM TONEY, Dothan, West Virginia.  
F. R. JOHNSON, Milburn, West Virginia.

##### Greenbrier County

CLOWNEY V. BURDETT, Rupert, West Virginia.  
SETH HOBART, Quinwood, West Virginia.

DANIEL BECKNER, McClung, West Virginia.  
 JACOB H. NUTTER, Majhay, West Virginia.  
 P. VIERS, Trout, West Virginia.

#### Kanawha County

E. B. PEARSE, Carbon, West Virginia.  
 C. E. LETT, Whitaker, West Virginia.  
 L. C. MONIER, Stanard, West Virginia.  
 C. E. EVANS, Gallagher, West Virginia.  
 MAJ. A. W. FLUEGAL, Gallagher, West Virginia.  
 W. M. SPEARS, Whitaker, West Virginia.  
 A. E. HUDSON, Burnwell, West Virginia.  
 JOHN CAMPBELL, Burnwell, West Virginia.

#### McDowell County

JOSEPH GARRETT, Tharp, West Virginia.  
 K. M. BOWMAN, Pageton, West Virginia.  
 W. E. TABOR, Bossevain, Virginia.  
 C. A. MURPHY, Jenkinsjones, West Virginia.  
 C. W. ATKINSON, Jenkinsjones, West Virginia.  
 C. M. LESTER, Jenkinsjones, West Virginia.  
 HIRAM HICKS, Six, West Virginia.  
 S. A. MURPHY, Wilcoe, West Virginia.  
 W. E. FRAZIER, Elbert, West Virginia.  
 A. B. BRYANT, Filbert, West Virginia.

#### Mercer County

J. I. MCCOMAS, Hiawatha, West Virginia.  
 W. B. VEST, Hiawatha, West Virginia.  
 W. R. FARLEY, Arista, West Virginia.  
 D. N. RASH, Dott, West Virginia.  
 JACK MIDKIFF, Springton, West Virginia.  
 H. E. MARTIN, Springton, West Virginia.  
 ED. SMITH, Leckie, West Virginia.  
 C. A. SPENCER, McComas, West Virginia.  
 W. E. DIXON, Widemouth, West Virginia.  
 R. L. FARLEY, McComas, West Virginia.  
 M. L. BAILEY, Pin Oak, West Virginia.  
 A. M. GODFREY, Matoaka, West Virginia.  
 OAT STEWART, Jessie, West Virginia.  
 J. K. WALKER, Lowe, West Virginia.

#### Mineral County

ISAAC COX, New Creek, West Virginia.  
 J. W. SCHWINEBERT, Elk Garden, West Virginia.  
 JOHN DAY, Blaine, West Virginia.

JOHN DERHAM, Shaw, West Virginia.  
CHAS. M. TASKER, Piedmont, West Virginia.  
WILLIAM OURS, Piedmont, West Virginia.  
HOWARD COMBS, Piedmont, West Virginia.

#### Nicholas County

ANDY GROVES, Deepwell, West Virginia.  
SAM PERKINS, Canvass, West Virginia.  
WILEY GEHO, Holcomb, West Virginia.  
JAS. A. MURPHY, Runa, West Virginia.

#### Pendleton County

WILLIAM MULLENAX, Circleville, West Virginia.

#### Pocahontas County

MEADE CURRY, Frost, West Virginia.  
UPTON SHARP, Huntersville, West Virginia.  
JACOB SHRADER, Dunmore, West Virginia.  
JASPER FRIEL, Marlinton, West Virginia.  
L. H. BONNELL, Wildell, West Virginia.  
BROWN MILLER, Huntersville, West Virginia.  
A. P. McLAUGHLIN, Huntersville, West Virginia.  
WALTER GRIMES, Huntersville, West Virginia.  
FRED MOORE, Huntersville, West Virginia.  
C. H. KELLISON, Huntersville, West Virginia.  
B. C. HAYS, Millpoint, West Virginia.  
CHARLES McLAUGHLIN, Dunmore, West Virginia.  
LEE IRVINE, Cloverlick, West Virginia.  
JOE COLLINS, Cloverlick, West Virginia.  
HENRY HIGGINS, Cloverlick, West Virginia.  
OMER KELLISON, Jacox, West Virginia.  
J. M. GIBBS, Lobelia, West Virginia.  
SAM HOWARD, Richwood, West Virginia.  
ODIE WOODDELL, Dunmore, West Virginia.  
C. W. DILLEY, Dunmore, West Virginia.  
JESSE HUDSON, Dunmore, West Virginia.  
J. W. DEPUTY, Cloverlick, West Virginia.  
JAMES BROOKS, Dunmore, West Virginia.  
ALLEN GALFORD, Case, West Virginia.  
DALLAS TACY, Cass, West Virginia.  
JESSIE NOTTINGHAM, Durbin, West Virginia.  
F. B. GRAGG, Durbin, West Virginia.  
J. R. SIMMONS, Durbin, West Virginia.  
JASPER DILLEY, Huntersville, West Virginia.  
A. H. GIBSON, Marlinton, West Virginia.  
FRED GUINN, Marlinton, West Virginia.

SILAS BARLOW, Marlinton, West Virginia.  
 AMOS SHARP, Warwick, West Virginia.  
 GRANVILLE WILFONG, Buckeye, West Virginia.  
 H. H. WAUGH, Warwick, West Virginia.  
 PORTER KELLISON, Buckeye, West Virginia.  
 N. H. CUNDIFF, Buckeye, West Virginia.

#### **Preston County**

CLYDE WELCH, Albright, West Virginia.  
 P. D. RHODES, Terra Alta, West Virginia.

#### **Raleigh County**

JOHN M. WILLIAMS, Dry Creek, West Virginia.  
 E. L. COLCORD, Montcoal, West Virginia.  
 KEMPER CLAY, Edwight, West Virginia.  
 GODFREY PRICE, Dry Creek, West Virginia.  
 MARSHALL STOVER, Maynor, West Virginia.  
 M. C. MAXEY, Lillybrook, West Virginia.  
 DORSEY STOVER, Sprague, West Virginia.  
 OLIVER GOBBEY, Mabscott, West Virginia.  
 JOE STOVER, Cranberry, West Virginia  
 JOE FARLEY, Ghent, West Virginia.  
 A. P. STOVER, Artie, West Virginia.  
 C. H. BAILEY, Clear Creek, West Virginia.  
 HOWARD STOVER, Colcord, West Virginia.  
 S. C. ROBINSON, Dorothy, West Virginia.  
 A. B. CHAMPE, Ameagle, West Virginia.  
 A. E. WILLIAMS, Artic, West Virginia.  
 J. R. BOWLIN, Odd, West Virginia.

#### **Randolph County**

LYDIA CANFIELD, Kernes, West Virginia.  
 WESLEY WHITE, Horton, West Virginia.  
 SCOTT WHITE, Horton, West Virginia.

#### **Tucker County**

HENRY STALNAKER, St. George, West Virginia.  
 H. H. WOLFE, St. George, West Virginia.

#### **Webster County**

H. F. GIVEN, Upper Glade, West Virginia.  
 F. S. HAMRICK, Webster Springs, West Virginia.  
 H. M. DODRILL, Bergoo, West Virginia.  
 A. G. BAUGHMAN, Bergoo, West Virginia.  
 TALBERT HAMRICK, Wannetta, West Virginia.  
 J. H. BENNETT, Webster Springs, West Virginia.

---

**Wyoming County**

J. C. LESTER, Bud, West Virginia.  
H. M. LESTER, Bud, West Virginia.  
M. E. LAXTON, Bud, West Virginia.  
JOHN GREEN, Bud, West Virginia.  
AMERY AKERS, Herndon, West Virginia.  
JOSEPH CHURCH, Herndon, West Virginia.  
H. J. BASHAM, Basin, West Virginia.  
L. S. TURNER, Munition, West Virginia.  
WILLIAM PETERS, Munition, West Virginia.  
THOMAS MORGAN, Woosley, West Virginia.  
CHART MULLENS, Itman, West Virginia.  
J. F. MILLER, Algoquin, West Virginia.  
J. HARVEY COOK, Toneyfork, West Virginia.  
H. B. COOK, Toneyfork, West Virginia.  
BURT CANTERBERRY, Toneyfork, West Virginia.  
THOMAS TALER, Cyclone, West Virginia.  
DEE LUSK, Cyclone, West Virginia.

### GAME DISTRICTS

#### District No. 1

Hancock  
Brooke  
Ohio  
Marshall  
Wetzel  
Tyler  
Pleasants  
Wood  
Wirt  
Calhoun

Upshur  
Clay  
Braxton  
Nicholas  
Webster

#### District No. 5

Tucker  
Randolph  
Pocahontas  
Greenbrier

#### District No. 2

Monongalia  
Marion  
Preston  
Taylor  
Harrison  
Barbour  
Doddridge  
Ritchie

#### District No. 6

Roane  
Jackson  
Mason  
Putnam  
Kanawha  
Boone  
Raleigh  
Fayette  
Summers

#### District No. 3

Jefferson  
Berkeley  
Morgan  
Hampshire  
Mineral  
Grant  
Hardy  
Pendleton

#### District No. 7

Cabell  
Wayne  
Lincoln  
Logan  
Mingo  
Wyoming  
Merces  
McDowell  
Monroe

#### District No. 4

Gilmer  
Lewis

### EXPENDITURES BY THE COMMISSION

The following table shows the amount expended by the Commission for the months of August, September, October and November, 1921.

August.....	\$ 898.24
September.....	1,913.83
October.....	3,306.62
November.....	5,083.84
Total.....	\$ 11,202.53

---

## GAME AND FISH

---

West Virginia embraces a region of unquestioned adaptability for a majority of species of the most desirable game animals and birds native to the eastern states. It has a range of altitude from about 250 feet in the south-western and the eastern parts of the State, up to 4,860 feet in the highest part of the Alleghany Mountains; it has great diversity of climate, land surface, exposure, soil, and ground cover; and it has a natural food supply adequate for the needs of native game of all kinds. Fortunately, there are but few barren spots within the State, the only exceptions being badly burned areas where coniferous forests once stood. Territory from which hardwood timber is removed becomes quickly overgrown with young reproduction, and even the fields, unless carefully tended, soon revert to forest through a succession of wild grasses, briers, and young hardwood trees. On account of this persistence of nature in spreading a dense plant and tree covering over the land everywhere, there are provided protective shelters and hiding places for game. Many kinds of plants spring up after forest fires and in uncultivated cleared lands and bear fruit and nuts suitable as food for the wild life of woods and fields. Virgin forests are the favorite haunts of deer and other kinds of the wilder game, but upon the removal of the timber the cut-over areas must be resorted to as the only alternative. Here sufficient food and shelter are found except in areas devastated by fire, and the wild life finally adapts itself to the changed conditions.

Moreover, the extensive areas belonging to this class in West Virginia are rapidly improving from year to year and in time will become almost or quite equal to the virgin forests. The modifying of conditions incident to settlement, and to the removal of forests and other natural resources, has restricted the range of the larger game to the more inaccessible parts of mountainous regions, and that of the smaller game principally to the rougher types of non-agricultural land, forming parts of farms, and of the larger holdings of lumber and coal companies.

The range of most game animals has been further restricted and their numbers greatly reduced by excessive and indiscriminate hunting. Areas embracing many thousands of acres of good game territory are now practically lifeless. What is true of game animals is also true of fish. No other state has streams more suitable for fish, yet in many cases the waters of the rivers and the smaller streams are as devoid of life, as the forests through which they run. The situation, therefore, is one which must be regarded as critical. Only the promptest and most vigorous action upon the part of the State, supplemented by the necessary aid from sportsmen, and others interested in wild life, will accomplish the desired restocking of hunting and fishing grounds. The methods by which this critical condition will be met are briefly discussed in following paragraphs.

Upon taking up its work the immediate matter in the hands of the Game and Fish Commission was the selection of appointment of officers. The employing of office and field men whose fitness for their positions is above doubt was considered to be of first importance and the only positive assurance of success. The organization so far completed is one which should prove to be satisfactory.

By the time of the opening of the game season on September 1st, a sufficient force was stationed in the field to take care of violations in most sections, and

this force was increased as the seasons approached for wild turkeys, grouse, and other important game. The services of the State Police were of much benefit, especially in the protection of deer and the control of forest fires.

Time has not yet permitted the putting into operation projects of a far-reaching nature designed to re-establish such game conditions within the state as will insure to sportsmen that which is their due. But plans have been made with sufficient definiteness to enable us to announce the following lines of procedure, which will be begun immediately:

1. **Game Refuges.** According to provisions of the law, areas will be set aside and designated as game refuges, where absolute protection of all desirable wild life will be attempted. In these areas game will be permitted to propagate and overflow into surrounding hunting territory, forming a perpetual source of supply. While the law permits purchase by the State of lands for this purpose, funds are not yet available for acquiring areas of a size sufficient to consider at present. But already a number of private owners have signified their willingness to grant the use of portions of their forest land for this purpose. These, and other lands, will be examined and when found suitable will be posted, descriptions of the same published, and arrangements made for their proper guarding.

Within such refuges not only the native game will be permitted to breed unmolested, but in some instance ring-necked pheasants and other game birds and animals will be introduced and protected.

2. **Closing Streams.** As has been indicated, many of the streams of West Virginia which once afforded excellent fishing, have now been fished out or rendered unfit for the habitation of fish. To remedy this condition, especially in respect to trout, the smaller tributaries of several of our mountain rivers will be closed against all fishing for a period of three years. Such tributaries will serve as breeding places and also as supply refuges for the main streams into which they flow.

Other measures for the improvement of fishing in general will be adopted, among which are the regulation of deleterious matter discharged into streams by manufacturing concerns, the placing of fish ladders at all dams, a rigid enforcement of the law against illegal fishing, and the planting of fish obtained from hatcheries.

### Forest Fires

As in previous years, an agreement has been entered into with Federal authorities for the cooperative control of forest fires throughout the state. Under this agreement the state is reimbursed for one-half of the funds expended up to about \$7,000.00. Protection is secured through dry periods of spring and autumn by observations made from suitably located lookout stations, where watchmen are in constant touch by telephone with a surrounding organization of patrolmen and local protectors.

Two associations of private timber land owners also cooperate with the state in controlling forest fires. These are the Central and the Southern Forest Fire Protective Associations, whose activities in past years have been productive of benefits to the state beyond estimation.

An examination by members of the Commission of some of the lookout stations and the patrol routes under its control discloses a neglected and run-down condition. The watchmen in charge, however, are mostly men having the



necessary qualifications and experience and, with proper encouragement, will render satisfactory service.

Extensive improvements in the organization and equipment of the fire fighting force are being planned, but the same have not yet been developed sufficiently to be reported herein.

It is recognized that on the success achieved in the adequate protection of the forests of the state hinges largely the success or failure of bringing back the game and fish, to say nothing of the overshadowing question of the future timber supply, the protection of the volume and purity of the water, and the saving of agriculture and other dependent industries.

### **Education**

The Commission believes that there is the most urgent need for an educational campaign to arouse public sentiment and create a new interest in the protection and development of the states renewable natural resources. Without the willing support of a large majority of the citizens of the State force becomes the only means for accomplishing the ends sought for; but, with their cooperation, the enforcement of the law will be a comparatively simple matter, and the accomplishment of desirable ends, otherwise impossible, will be assured.

STATEMENT OF PROSECUTIONS

The following is a statement of prosecutions made from July 26th, 1921, to December 1st, 1921.

	Arrests	Convicted	Acquitted	Pending	Jailed	Fines Assessed	Fines Collected
Barbour	6	6				100	100
Cabell	1	1			1	25	25
Greenbrier	4	2		2		40	40
Harrison	4	4				85	85
Kanawha	2	2				40	40
Mercer	22	2				40	40
Mineral	2	2				40	40
Pendleton	4	2		2		40	40
Pocahontas	2	2				40	40
Praston	2	1	1			20	20
Putnam	5	0				55	55
Randolph	1	1				20	20
Webster	1			1			
<b>Total</b>	<b>38</b>	<b>30</b>	<b>1</b>	<b>5</b>	<b>1</b>	<b>605</b>	<b>605</b>

LIST OF FOREST FIRES OCCURRING IN THE STATE

Forest Fires extinguished by Deputy Wardens during the period July 26th, to December 1st, 1921; cost of extinguishing same; approximate damages, etc.

No. Fires	County	Cause of Fire				Acres Burned Over	Value of Timber, Etc. Destroyed	Amount Expended Extinguishing Fires
		R. R.	Unknown	Hunters and Campers	Incendiary			
2	Boone		2			500	\$ 19 00	
2	Braxton	1	1			77	19 05	
4	Fayette		2	1	1	800	\$ 1,280 00	
1	Hamphire		1			3,000	500 00	
1	Kanawha				1	500	500 00	
2	Mercer		1		1	250	500 00	
4	MoDowell		1	2	1	67	140 00	
1	Mineral		1			25	100 00	
11	Pocahontas		10	1		3,450	1,200 00	
1	Pendleton		1			200	500 00	
7	Raleigh	1	4	1	1	2,650	3,200 00	
6	Randolph		5	1		3,500	2,700 00	
1	Tucker			1		500		
1	Webster		1			50		
1	Wyoming			1		150	100 00	
<b>45</b>		<b>2</b>	<b>30</b>	<b>8</b>	<b>5</b>	<b>15,689</b>	<b>\$10,500 00</b>	
							<b>\$ 1,283 80</b>	

**AMOUNT RECEIVED FROM HUNTING AND FISHING LICENSES**

The following table shows the amount received by counties for Hunting and Fishing Licenses from July 26th, to December 1st, 1921.

County	August	September	October	November	Total
Barbour	\$ 486.50	\$ 132.00	\$ 106.00	\$ 104.00	\$ 828.50
Berkeley	265.00	273.00			538.00
Boone	97.00	71.00	25.00	31.00	224.00
Braxton	188.00	236.00	55.00		479.00
Brooke	167.00	272.00	181.00	124.00	744.00
Cabell	256.00	423.00	669.00	417.00	1,765.00
Calhoun	28.00	23.00	7.00	6.00	64.00
Clay	13.00	18.00	10.00	16.00	57.00
Doddridge	38.00	46.00	13.00		97.00
Fayette	963.00	747.00	251.00	112.00	2,073.00
Gilmer	56.00	31.00	20.00	44.00	151.00
Grant	273.00	178.00	132.00	28.00	611.00
Greenbrier	415.00	477.00	168.00	82.00	1,142.00
Hampshire	505.00	461.00	419.00		1,385.00
Hancock	55.00	252.00	219.00		526.00
Hardy	154.00	164.00	86.00	49.00	453.00
Harrison	1,002.00	1,035.00	590.00		2,627.00
Jackson	24.00	39.00	28.00	8.00	99.00
Jefferson	16.00	153.00	178.00	153.00	500.00
Kanawha	896.00	1,058.00	702.00	547.00	3,203.00
Lewis	151.00	195.00	36.00	102.00	484.00
Lincoln	21.00	42.00	21.00		84.00
Logan	24.00	134.00	60.00	37.00	255.00
McDowell	187.00	466.00	155.00	94.00	902.00
Marion	805.00	959.00	765.00		2,529.00
Marshall	245.00	410.00	100.00		755.00
Mason	110.00	168.00	138.00		416.00
County	August	September	October	November	Total
Mercer	\$ 325.00	\$ 517.00	\$ 350.00		\$ 1,192.00
Mineral	686.00	824.00	517.00	88.00	2,115.00
Mingo	11.00	24.00	19.00		54.00
Monongalia	813.00	741.00	417.00		1,971.00
Monroe	30.00	49.00	32.00	33.00	144.00
Morgan	330.00	186.00	101.00	41.00	658.00
Nicholas	372.00	419.00	96.00	68.00	955.00
Ohio	449.75	514.00	421.00	249.00	1,633.75
Pendleton	64.00	60.00	14.00		138.00
Pleasants	104.00	87.00	14.00		191.00
Pocahontas	293.00	399.00	397.00	150.00	1,239.00
Preston	808.00	463.00	155.00	86.00	1,512.00
Putnam	42.00	55.00	82.00		179.00
Raleigh	609.00	71.00	270.00	139.00	1,089.00
Randolph	978.00	673.00	325.00	141.00	2,117.00
Ritchie	121.00	109.00	40.00	28.00	298.00
Roane	36.00	53.00	26.00		115.00
Summers	218.50	268.00	77.00		563.50
Taylor	312.00	246.00	111.00	76.00	745.00
Tucker	467.50	298.00	144.00	72.00	981.50
Tyler	99.00	70.00	45.00	20.00	234.00
Upshur	308.00	253.00	120.00	85.00	766.00
Wayne	24.00	44.00	30.00	17.00	115.00
Webster	402.00	302.00	95.00		799.00
Wetzel	219.50	144.00	72.00	40.00	475.50
Wirt	78.00	79.00	48.00	22.00	227.00
Wood	423.00	609.00	521.00	193.00	1,746.00
Wyoming	186.00	95.00			281.00
TOTAL	\$ 16,249.75	\$ 16,115.00	\$ 9,659.00	\$ 3,502.00	\$ 45,525.75

Note: All counties have not reported in full for October and November.













SECOND ANNUAL REPORT  
OF THE  
**Game and Fish Commission**  
OF  
**West Virginia**

---

1922

---



DECEMBER 1, 1922



TRIBUNE PRINTING CO., CHARLESTON, W. VA.

## LETTER OF TRANSMITTAL

Charleston, W. Va., Dec. 1, 1922.

To His Excellency,  
Honorable E. F. Morgan,  
Governor of West Virginia.

Sir:

We have the honor to present herewith the Second Annual Report of the Game and Fish Commission of West Virginia.

The report covers, in a general way, the work accomplished and begun during the calendar year 1922, including the following: The organization of a force of protectors and wardens for the enforcement of laws regulating hunting, fishing and forest protection; the establishing of seven game refuges, having a total area of 21,000 acres; the setting aside of a large number of fish refuges, and restocking the same and other streams of the state with game fish; the beginning and operation of a game farm; the division of the state into game districts and providing them with protectors for the safety of the game therein; the purchase of five modern steel towers for forest fire detection and equipping them with telephone lines, maps, etc., and otherwise greatly improving the forest fire service; and the carrying on of educational work.

The year's work has given the Commission time and opportunity to discover the overwhelming needs for better protection and wiser use of the State's great natural wealth of scenery, forest, streams, game and other indispensable objects and forms of life. With a more careful consideration of conditions and a study of the work which lies before us, the appalling losses which the State has suffered through past years of her development have been forced upon us and the horizon of our possible usefulness in making amends for these losses has been greatly extended.

We are placing the right of the citizens of the State to the use and enjoyment of her natural resources above every other consideration, knowing that the whole matter transcends everything that savors of selfishness or greed for gain. Our years of exploitation must be followed by years of construction if the State is to continue prosperous; and the time appears to have arrived when conditions make it possible to carry out a constructive policy.

We desire to call special attention to the fact of the awakening of the people of the State to their rights in the possession and enjoyment of that which nature intended for them, and to their disposition to extend assistance in the work of conservation. This new interest is evidenced by the volume of inquiries, suggestions, expressions of approval or disapproval, that come to the Commission, and by the uniting of sportsmen and out-door enthusiasts into independent organizations for the improvement of conditions. This has not come about suddenly, but has been a gradual process through the education of school children to protect and

admire and not destroy, and through the ever present object lesson of destruction which the public has at last begun to understand and abhor. The knowledge of this public support of the Commission's work and sincere purposes is sufficiently reassuring to stimulate hope and renewed effort.

While it has been a source of satisfaction that our work has been supported alone by revenues derived from hunting and fishing licenses, we believe, nevertheless, that no object is more worthy the support of all the people than the safeguarding and proper use of the State's natural wealth.

Included in this report are recommendations touching upon a few important interests of the State, the adoption of which, we believe, would tend to strengthen and develop the work of this Commission.

Respectfully,

G. O. YOUNG,

C. A. CABELL,

FRED E. COWL,

Game and Fish Commission

of West Virginia.

## LIST OF OFFICERS IN THE GAME AND FISH COMMISSION.

---

### COMMISSIONERS

G. O. Young, Chairman, Buckhannon, West Virginia.  
C. A. Cabell, Member, Carbon, West Virginia.  
Fred E. Cowl, Member, Wheeling, West Virginia.

---

A. B. Brooks, Chief Game Protector, Buckhannon, West Virginia.  
G. W. Sharp, Chief Deputy Game Protector, Charleston, W. Va.  
B. G. Dunkle, Clerk, Charleston, West Virginia.  
J. E. Saner, District Deputy, Moundsville, West Virginia.  
A. F. Bennett, District Deputy, Philippi, West Virginia.  
David Frame, District Deputy, Gassaway, West Virginia.  
C. P. McNeill, District Deputy, Buckeye, West Virginia.  
J. E. Woodson, District Deputy, Princeton, West Virginia.  
W. S. Clay, District Deputy, Raleigh, West Virginia.

---

### LOCAL DEPUTIES

#### Barbour County

Otto B. Clem, Game Protector, Moatsville, West Virginia.

#### Cabell County

F. H. Merrick, Game Protector, Huntington, West Virginia.

#### Clay County

E. M. Smith, Game Protector, Clay, West Virginia.

#### Grant County

Edward Bond, Game Protector, Petersburg, West Virginia.

#### Harrison County

C. M. Suck, Game Protector, Salem, West Virginia.

#### Kanawha County

D. W. Cunningham, Game Protector, Charleston, West Virginia.

#### McDowell County

Charles Rice, Game Protector, Northfork, West Virginia.

#### Mercer County

J. C. Lilly, Game Protector, Kegley, West Virginia.

#### Mineral County

Geo. T. Wright, Game Protector, Burlington, West Virginia.

**Monongalia County**

C. H. Willis, Game Protector, Morgantown, West Virginia.

**Monroe County**

Davis Auldridge, Game Protector, Alderson, West Virginia.  
J. H. Long, Game Protector, Lhdside, West Virginia.

**Nicholas County**

W. S. Johnson, Game Protector, Richwood, West Virginia.  
Sam Murphy, Game Protector, Richwood, West Virginia.

**Ohio County**

Jess Chester, Game Protector, Wheeling, West Virginia.  
R. H. Malhke, Game Protector, Wheeling, West Virginia.

**Pendleton County**

G. C. Guyer, Game Protector, Brandywine, West Virginia.

**Pocahontas County**

W. W. Marshall, Game Protector, Durbin, West Virginia.  
W. M. Young, Game Protector, Buckeye, West Virginia.

**Randolph County**

C. A. Winkler, Game Protector, Pickens, West Virginia.  
C. B. Talbott, Game Protector, Elkins, West Virginia.  
H. W. Winkler, Game Protector, Pickens, West Virginia.

**Summers County**

F. A. Martin, Game Protector, Hinton, West Virginia.

**Tucker County**

William W. Myers, Game Protector, Parsons, West Virginia

**Upshur County**

Clifford R. Casto, Game Protector, Buckhannon, West Virginia.  
J. R. Houghton, Game Protector, Rock Cave, West Virginia.  
Ralph Young, Game Protector, Buckhannon, West Virginia.

**Webster County**

Eli Hamrick, Game Protector, Webster Springs, West Virginia.

**Wood County**

F. Gabbert, Game Protector, Willamstown, West Virginia.

**Wyoming County**

J. K. Brown, Game Protector, Oceana, West Virginia.

---

**LIST OF PERSONS ENGAGED IN FOREST FIRE PROTECTION  
WORK**

P. M. Browning, Chief Fire Warden, Buckhannon, West Virginia.  
E. N. Wriston, Field Manager, Kanawha Section, Kingston.  
J. W. Karr, Field Manager, Pocahontas Section, Bluefield.

---

**LOOKOUT WATCHMEN**

W. B. Ratliff, Spruce, West Virginia.  
 C. B. Blankenship, Rorer, West Virginia.  
 George G. Wriston, Kingston, West Virginia.  
 Warwick Ratliff, Marlinton, West Virginia.  
 George M. Tasker, Piedmont, West Virginia.  
 Frank Hamrick, Bernardstown, West Virginia.  
 Lou S. Cosner, Wildell, West Virginia.  
 O. O. Nutter, Nuttersville, West Virginia.  
 H. A. Arnold, Terra Alta, West Virginia.  
 Eli Hamrick, Webster Springs, West Virginia.  
 A. O. Walker, McComas, West Virginia.  
 Perry Jarrell, Munion, West Virginia.  
 W. D. Smith, Bossevain, Virginia.  
 Silas J. Lambert, Pineville, West Virginia.

**Patrolmen**

Joseph A. Sharp, Millpoint, West Virginia.  
 Ed. J. Cosner, Bismark, West Virginia.  
 John L. Jarrell, Dry Creek, West Virginia.  
 Geo. A. Judy, Petersburg, West Virginia.

---

**FIRE WARDENS**
**Boone County**

Nelia Warren, Fire Warden, Seth, West Virginia.

**Fayette County**

F. D. Bragg, Fire Warden, Lick Fork, West Virginia.  
 J. A. Blaker, Summerlee, West Virginia.  
 W. L. Treadway, Lochgelly, West Virginia.  
 Walter Phipps, Sanger, West Virginia.  
 R. B. Overton, Prudence, West Virginia.  
 Carl H. Sample, Dunloop, West Virginia.  
 W. G. Bragg, Dothan, West Virginia.  
 L. C. LaFon, Mahan, West Virginia.  
 E. R. Hamrick, Kincaid, West Virginia.  
 R. E. Amick, Wriston, West Virginia.  
 E. H. Shawkey, Scarbro, West Virginia.  
 Sam Toney, Scarbro, West Virginia.  
 T. E. James, Robson, West Virginia.  
 W. S. Kelley, Long Branch, West Virginia.  
 W. M. Humphries, Elkridge, West Virginia.  
 G. W. Spencer, Kingston, West Virginia.

**Grant County**

A. C. Evans, Fire Warden, Greenland, West Virginia.  
M. S. Sites, Fire Warden, Petersburg, West Virginia.

**Greenbrier County**

S. G. Hobart, Fire Warden, Quinwood, West Virginia.  
C. P. Martin, Fire Warden, Duo, West Virginia.  
W. B. McClung, Fire Warden, McClung, West Virginia.

**Hardy County**

Seymour Lipscomb, Fire Warden, Moorefield, West Virginia.

**Kanawha County**

Geo. E. Evans, Fire Warden, Gallagher, West Virginia.  
Chas. E. Lett, Fire Warden, Gallaher, West Virginia.  
Maj. A. W. Fruegal, Fire Warden, Gallaher, West Virginia.  
E. B. Pearse, Fire Warden, Carbon, West Virginia.  
R. A. Burdette, Fire Warden, Whittaker, West Virginia.  
Chas. Shumette, Fire Warden, West Virginia.  
Timothy Stanley, Fire Warden, Notomine, West Virginia.  
C. M. Williams, Fire Warden, Ronda, West Virginia.  
Ralph Ayers, Fire Warden, Wake Forrest, West Virginia.  
Stanley Spoor, Fire Warden, Eskdale, West Virginia.  
W. L. Fletcher, Fire Warden, Dry Branch, West Virginia.  
J. W. Echols, Fire Warden, Dry Branch, West Virginia.  
J. W. Dew, Fire Warden, Dry Branch, West Virginia.  
W. H. Morris, Fire Warden, Dry Branch, West Virginia.

**Logan County**

Allen Nelson, Fire Warden, Clothier, West Virginia.

**Mercer County**

A. M. Godfrey, Fire Warden, Matoaka, West Virginia.  
W. B. Vest, Fire Warden, Hiawatha, West Virginia.  
R. L. Farley, Fire Warden, McComas, West Virginia.  
M. L. Bailey, Fire Warden, Pinoak, West Virginia.  
J. I. McComas, Fire Warden, Hiawatha, West Virginia.  
D. N. Rash, Fire Warden, Dott, West Virginia.  
J. P. Walker, Fire Warden, Crumpler, West Virginia.

**Mineral County**

Isaac S. Cox, Fire Warden, Newcreek, West Virginia.  
Chas. M. Tasker, Fire Warden, Piedmont, West Virginia.  
Howard Combs, Fire Warden, Piedmont, West Virginia.  
Ben T. Day, Fire Warden, Blaine, West Virginia.  
Charles Burgess, Fire Warden, Elk Garden, West Virginia.



**McDowell County**

- K. M. Bowman, Fire Warden, Pageton, West Virginia.  
C. A. Murphy, Fire Warden, Jenkinjones, West Virginia.  
Tim Harman, Fire Warden, Gary, West Virginia.  
G. H. Lambert, Fire Warden, Eckman, West Virginia.

**Nicholas County**

- G. Wilson Deltz, Fire Warden, Mt. Lookout, West Virginia.  
J. Wiley Geho, Fire Warden, Holcomb, West Virginia.  
S. F. Gillenwater, Fire Warden, Woodbine, West Virginia.  
J. O. Lloyd, Fire Warden, Swiss, West Virginia.

**Pocahontas County**

- W. P. McComb, Fire Warden, Huntersville, West Virginia.  
John Eagle, Fire Warden, Lobelia, West Virginia.  
Upton Sharp, Fire Warden, Frost, West Virginia.  
J. A. Shrader, Fire Warden, Dunmore, West Virginia.  
N. H. Cundiff, Fire Warden, Buckeye, West Virginia.  
J. L. Ervine, Fire Warden, Cloverlick, West Virginia.  
Walter Grimes, Fire Warden, Huntersville, West Virginia.  
Oda Wooddell, Fire Warden, Greenbank, West Virginia.  
Jess Hudson, Fire Warden, Dunmore, West Virginia.  
A. H. Gibson, Fire Warden, Marlinton, West Virginia.  
F. B. Gragg, Fire Warden, Durbin, West Virginia.  
Amos J. Sharp, Fire Warden, Cloverlick, West Virginia.  
Granville Wilfong, Fire Warden, Marlinton, West Virginia.  
Jasper Friel, Fire Warden, Marlinton, West Virginia.  
Burke Hayes, Fire Warden, Millpoint, West Virginia.  
H. H. Waugh, Fire Warden, Warwick, West Virginia.  
J. B. Nottingham, Fire Warden, Durbin, West Virginia.  
Brown Miller, Fire Warden, Huntersville, West Virginia.  
A. H. McComb, Fire Warden, Huntersville, West Virginia.  
J. R. Cromer, Fire Warden, Cheat Bridge, West Virginia.  
Allen Galford, Fire Warden, Cass, West Virginia.  
L. E. Gaylor, Fire Warden, Huntersville, West Virginia.  
Porter Kellison, Fire Warden, Buckeye, West Virginia.

**Preston County**

- P. D. Rhodes, Fire Warden, Terra Alta, West Virginia.  
W. G. White, Fire Warden, Aurora, West Virginia.

**Raleigh County**

- C. H. Bailey, Fire Warden, Clear Creek, West Virginia.  
G. M. Stewart, Fire Warden, Pine Knob, West Virginia.  
E. L. Colcord, Fire Warden, Mont Coal, West Virginia.  
Godfrey Price, Fire Warden, Dry Creek, West Virginia.  
J. M. Williams, Fire Warden, Dry Creek, West Virginia.

A. E. Williams, Fire Warden, Artie, West Virginia.  
A. P. Stover, Fire Warden, Artie, West Virginia.  
A. B. Champe, Fire Warden, Ameagle, West Virginia.  
J. F. Bolen, Fire Warden, Odd, West Virginia.  
Marshall Stover, Fire Warden, Maynor, West Virginia.  
S. C. Robinson, Fire Warden, Dorothy, West Virginia.  
Oliver Godby, Fire Warden, Mabscott, West Virginia.  
M. C. Maxey, Fire Warden, Littlebrook, West Virginia.  
Bruce Y. Branham, Fire Warden, Leevale, West Virginia.  
Orville Williams, Fire Warden, Dry Fork, West Virginia.  
P. G. Jarrell, Fire Warden, Munition, West Virginia.  
Andrew Asbury, Fire Warden, Mont Coal, West Virginia.

#### Randolph County

L. G. Canfield, Fire Warden, Kernes, West Virginia.  
Jas. A. Hensil, Fire Warden, Glady, West Virginia.  
L. H. Buzzell, Fire Warden, Glady, West Virginia.  
U. M. Hight, Fire Warden, Blue Springs, West Virginia.  
Ed. Johnson, Fire Warden, Glady, West Virginia.  
B. M. Yokum, Fire Warden, Beverly, West Virginia.  
W. R. Leary, Fire Warden, Valléy Head, West Virginia.  
Joseph Schmidlen, Fire Warden, Alpena, West Virginia.

#### Tucker County

R. E. Phillips, Fire Warden, Moore, West Virginia.  
Andrew Wilt, Fire Warden, St. George, West Virginia.  
H. H. Johnson, Fire Warden, Kernes, West Virginia.  
D. C. Auvil, Fire Warden, St. George, West Virginia.  
W. C. Westfall, Fire Warden, Hambleton, West Virginia.  
Wesley Lipscomb, Fire Warden, Horse Shoe Run, West Virginia.  
Charles E. Long, Fire Warden, Davis, West Virginia.

#### Webster County

W. F. Given, Fire Warden, Bernardstown, West Virginia.  
J. H. Bennett, Fire Warden, Webster Springs, West Virginia.  
H. M. Dodrill, Fire Warden, Bergoo, West Virginia.  
F. S. Hamrick, Fire Warden, Webster Springs, West Virginia.  
A. G. Baughman, Fire Warden, Bergoo, West Virginia.  
Isaac N. Gregory, Fire Warden, Kovan, West Virginia.  
Heaston Dodrill, Fire Warden, Webster Springs, West Virginia.  
J. M. Gibbs, Fire Warden, Dyer, West Virginia.  
J. C. Mullen, Fire Warden, Dyer, West Virginia.  
R. L. Rose, Fire Warden, Bergoo, West Virginia.  
Tolbert Hamrick, Fire Warden, Wanetta, West Virginia.  
A. T. Dodrill, Fire Warden, Bergoo, West Virginia.  
D. D. Baughman, Fire Warden, Bergoo, West Virginia.  
Walter S. Hamrick, Fire Warden, Webster Springs, West Virginia.  
Sol Starcher, Fire Warden, Webster Springs, West Virginia.

---

**Wyoming County**

Thomas Toler, Fire Warden, Cyclone, West Virginia.  
 Jacob Reed, Fire Warden, Basin, West Virginia.  
 G. B. Laxton, Fire Warden, Northfork, West Virginia.  
 F. M. Morgan, Fire Warden, Toneyfork, West Virginia.  
 Emanuel Church, Fire Warden, Herndon, West Virginia.  
 J. C. Lester, Fire Warden, Bud, West Virginia.  
 Joseph Hopkins, Fire Warden, Herndon, West Virginia.  
 J. L. Stewart, Fire Warden, Key Rock, West Virginia.

---

**GAME DISTRICTS**
**District No. 1**

Hancock	Wetzel	Wirt
Brooke	Tyler	Calhoun
Ohio	Pleasants	
Marshall	Wood	

**District No. 2**

Monongalia	Taylor	Doddridge
Marlon	Harrison	Ritchie
Preston	Barbour	

**District No. 3**

Jefferson	Hampshire	Hardy
Berkeley	Mineral	Pendleton
Morgan	Grant	

**District No. 4**

Gilmer	Nicholas	Upshur
Braxton	Webster	Lewis
	Clay	

**District No. 5**

Tucker	Randolph	Pocahontas
	Greenbrier	

**District No. 6**

Roane	Putnam	Raleigh
Jackson	Kanawha	Fayette
Mason	Boone	Summers

**District No. 7**

Cabell	Logan	Mercer
Wayne	Mingo	McDowell
Lincoln	Wyoming	Monroe

### GAME AND FISH PROTECTION.

The counties of the state have been placed in seven groups forming game districts, in each of which a district game protector resides and is on duty throughout the year. A map included in this report shows the outlines of these districts. Within these areas additional game protectors, some of them working only in hunting and fishing seasons and some throughout the year, are kept moving and on the lookout for game law violators. Every two weeks these protectors are scheduled for certain work, many of them exchanging places for the period. By this means no one protector becomes familiar to those who would evade him, and the uncertainty of the movements of these men makes it uncomfortable and unsafe for violators to operate. As a rule, protectors work outside of the territory where they are known or where they are acquainted with those whom they might meet. This prevents the possibility of favoritism being shown or of familiarity with acquaintances or relations.

The difficulty of securing protectors who are successful in their work is very great. The nature of their employment is such that they are thrown somewhat on their own resources and initiative, working alone and independently during much of the time. The type of man who will follow clues and stick to his task against ever-present difficulties is not easily discovered. A number of valuable "finds" have already been made, however, and within a reasonable time a force of dependable and efficient protectors will have been secured. On the whole, the work of the protectors has been of a high type resulting in an improvement in most localities, as is attested by sportsmen who are in position to contrast past and present conditions.

A sample schedule and a table showing a classified list of violations are included in this report. From an examination of the table it will be seen that the habit of hunting without license has become prevalent. This condition, however, is rapidly changing in all sections where it has been possible to place game protectors, as indicated by the increasing sale of licenses.

### GAME REFUGES

The Game and Fish laws authorize the establishment of game refuges in the following language: "The Commission may, with the consent of the owner or owners of any land in this state, set the same, or any part thereof, aside as a game refuge for the propagation or protection of the wild game animals, wild birds or fowl," etc.

In pursuance of this authority the Game and Fish Commission has established the refuges described below:

#### **Beech Run Refuge.**

Permission was obtained from the Elkhorn Coal Corporation to establish a game refuge on its lands, using 2,000 acres lying in Randolph County, on the waters of Beech Run, and the Left Fork of the Buckhannon River. This section is reached from Alexander,

on the Baltimore and Ohio Railroad, and thence by the Croft Lumber Company's lumber railroad to the mouth of Beech Run.

The surface of the refuge is rough and steep, the elevations reaching 3,000 feet, and over. The whole area is in forest, the present cover being principally second-growth hardwoods of good quality. In some parts dense thickets of briars and shrubbery, which shortly will give place to forest trees, cover the ground and form excellent cover for game of different kinds.

The game animals and birds consist of black bears, deer, turkeys, ruffed grouse, gray squirrels, rabbits and quail, all of which, except rabbits, exist in much smaller numbers than formerly. Both deer and bears are rare at present in this locality. The food and cover conditions are unexcelled, insuring an abundant increase during years of protection. The Left Fork of the Buckhannon River, as well as Beech Run and its tributaries, are well adapted to trout propagation and are at present fairly well stocked.

#### **Paint Creek Refuge.**

The Paint Creek Refuge, containing about 10,000 acres, includes lands of the Carbon Fuel Co., Paint Creek Coal Mining Co., Imperial Colliery Co., Christian Colliery Co., Milburn By-Products Co., Solvay Colliery Co., and others, in Kanawha, Fayette and Raleigh counties. It lies between Paint and Cabin Creeks, tributaries of the Great Kanawha River, and extends on the south to Clear Fork of Coal River. The refuge is reached from Cabin Creek Junction, on the Chesapeake and Ohio Railroad, and thence over the Cabin Creek branch of said railroad to Eskdale, Carbon, or other nearby stations.

The surface is steep and hilly, with narrow valleys in which are swift-flowing streams. The elevations range from about 1,200 feet to 3,000 feet. Practically the entire area is wooded with second growth trees, such as oaks, chestnut, locust, yellow poplar, and other broad-leaved species. Protection from fire is given the area by forest fire observatories located at Lick Knob, on the southern end, and Johnson's Knob, near the northern end.

Game animals and birds, once so plentiful within this area, have become greatly reduced in numbers through excessive and unregulated hunting by foreigners and others, through forest fires and the prevalence of predatory animals. It is expected, however, that within a reasonably short time, the former game conditions will be restored.

#### **French Creek Refuge.**

A tract of approximately 1,000 acres belonging to a group of small owners on Little Bush Run, a tributary of French Creek, in Upshur County, has been established as a refuge for the smaller game. The area includes the farm upon which the Commission is at present raising ringnecked pheasants and other game birds. It is reached from Adrian on the Baltimore and Ohio Railroad, and thence by county road about  $3\frac{1}{2}$  miles.

The section embraced by this refuge is one of rounded hills, is well

watered, and contains woods and fields, many of the latter containing "broom sedge" and other cover for quail and rabbits. The wooded portions are largely covered with nut trees, such as beech, oaks, hickory, black walnut, and chestnut, all producing food for both animals and birds.

Game of all kinds once existed in this section but the settling of the country, with its usual effect on outdoor life, resulted in the practical extinction of everything in the way of desirable game, except here and there a single pair of grouse, quail or gray squirrels. About ten years ago, however, two farmers living on adjoining lands within the area posted their farms against hunting and trapping, thus establishing what has been in effect a diminutive game refuge. During the ten years no hunting has been done, either by the owners or other persons, except that rabbits have been killed during open seasons. Vermine, including foxes, weasels, and destructive species of hawks, have been destroyed whenever possible.

No domestic dogs or cats have been kept on these farms and stray cats have not been allowed to remain in the vicinity. The results of this protection have been most satisfactory and the same is here pointed out as an indication of what may be expected, on a larger scale, in the case of State refuges. In no other place in the State are gray squirrels so plentiful. A conservative estimate made during the past fall placed the number of these animals at five hundred. Other small game is also plentiful, though the greatest increase has been that of squirrels. The overflow from this area has resulted in the restocking of the woodlands of the surrounding communities.

#### **Tibbs Run Refuge.**

An artificial lake or reservoir, with 100 acres of surrounding woodland belonging to the Union Utilities Company, of Morgantown, West Virginia, has been set aside as a water fowl and game refuge. The area is located on Tibbs Run, a tributary of Deckers Creek, in Monongalia County. It can be reached by automobile from Morgantown, the distance being about three miles.

During the spring and fall migrations various kinds of ducks and other water birds use this reservoir as a resting and feeding place, and it was chiefly for their protection that the area was selected and set aside.

#### **Jackson's Mill Refuge.**

A tract of land, on which is located the "Stonewall" Jackson Mill, recently purchased by the State as a site for camps of the 4-H Clubs, together with a few surrounding farms, constitute the Jackson's Mill Refuge, containing about 2,000 acres. The refuge is reached from Weston, on the Baltimore and Ohio Railroad, thence to Jackson's Mill by trolley.

Hills and wide bottom lands, having mixed woods and fields, characterize this area.

The game here is, at present, found in small quantities, except that in one small wood-lot squirrels are plentiful, having received protection for several years. Quail are also common in places. The section is well

sued to small game propagation. The protection and increase of all kinds of wild life are especially desired on account of the interest of the same to the many young people of the state who spend a portion of the summer here.

#### **Petersburg Refuge.**

The Petersburg Refuge includes about 2,000 acres of mixed pine and hardwood forest land lying in a hilly section adjacent to the village of Petersburg, Grant County. The South Branch of the Potomac River flows on the west side of the refuge for some distance. This section is reached by the Baltimore and Ohio Railroad.

The surface, cover, food, and all other conditions are ideal for the existence for small game, including wild turkeys, which are found there at present in small numbers. A colony of ringnecked pheasants introduced on the refuge during the present year are reported in good condition.

#### **Lakin State Refuge.**

Land owners living near the village of Terra Alta, Preston County, are cooperating with the Commission in establishing and maintaining a game refuge of about 4,000 acres. This is an elevated region embraced in the Alleghany plateau, and one admirably adapted to the propagation of many species of both large and small game. It is reached by a main line of the Baltimore and Ohio Railroad.

The surface of the area is rolling and hilly upland, is partly covered by scrubby second growth of hardwoods and shrubbery, partly by a better growth of timber, and also includes areas of pasture lands and cultivated fields.

The territory embraced by this refuge once formed a portion of a hunting ground famed among pioneers. The inroads which were early made on the herds of deer and other big game were followed by intensive hunting during the period of settlement. The result here produced, as in other places, was the extermination of all big game and the reduction of many kinds of small game, almost to the vanishing point. Grouse, quail, and gray squirrels have persisted in limited numbers, however, and with adequate protection will increase rapidly under the favorable natural conditions that prevail in this locality.

#### **Designating Refuge Boundaries.**

In order that hunters, and the public generally, may know of the establishing of the refuges and of their exact locations, descriptions of the same are published in one or more county newspapers in each of the counties where the refuges are located, and placard notices of the fact of such refuges are posted at frequent intervals along their boundary lines. In the case of forest refuges not surrounded by streams, roads, or other natural boundary lines, a single wire will be strung about them. This will be placed in such a position that hunters cannot fail to be guided thereby, and will be at such a height as not to prevent the coming and going of deer and other large game.

**Guarding the Refuges.**

Special attention is given the refuge areas by game protectors who are scheduled and instructed to make frequent inspections. Those who hunt at any time on refuges are liable to fine and imprisonment.

The State Department of Public Safety is cooperating with the Game & Fish Commission in the protection of these areas, as well as other places, and has prepared posters which will be placed alongside those of the Commission about the refuges.

**Vermin on Refuges.**

The question of extermination of vermin, such as foxes, wild cats, weasels, and the like, living on the refuges, is one which will receive due attention. The increase of game in any section likewise means the multiplication of its natural enemies, thus producing a condition which, if left without attention, would defeat the purpose of the refuge.

The Commission is authorized by law to provide for the killing of non-protected birds and animals of prey, and it is under this authority that systematic steps will be taken to provide against undue loss from this source.

**Attitude of the Public Toward Refuges.**

The successful protection and propagation of game in any refuge would be defeated by an unsympathetic attitude on the part of the public, but such is not the case at present. Many more areas have been offered the Commission for this purpose than its employees have yet had time to examine. In places where refuges have been established residents thereabouts are inclined to observe the law and are anxious to assist in making the undertaking a success. In some cases sportsmen have donated their services in putting up posters and helping with surveys, and in one case, that of the Paint Creek Refuge, The Carbon Fuel Company volunteered the expense and work of painting a line around the entire 10,000 acres.

**Extension of Refuges.**

It is impossible to state at this time what number of additional refuges will be established, but sites will be examined in a number of new places and, if conditions warrant, the necessary action will be taken for setting them aside. Many important game sections as yet have no refuges. It will be the aim to distribute the refuges over the State, geographically and according to game conditions, in such a way as will best serve the interests of all.

**Prospective State-Owned Refuges.**

The Game & Fish Commission is permitted by law to purchase "lands suitable for forest culture or game and fish preserves". West Virginia contains as high a percentage of non-agricultural land, suitable primarily for the purposes above, as any state east of the Mississippi River, yet all of such lands are at present privately owned, except that belonging to National forests. The present obstacle in the way of procuring such



lands is the lack of funds, the whole amount received being required for the regular routine of protective and propagation work.

#### **Maps and Descriptions of Refuges.**

A map included in this report shows the location of the seven refuges set aside to date. More complete maps and descriptions of these are on file in the office of the Commission.

### **FISH REFUGES**

Because of excessive and illegal fishing, the pollution of streams, the clearing of land, and the logging operations in the State, several of the native game fish were found to be so greatly reduced in numbers at the beginning of the work of the commission that fishermen had abandoned numerous streams as unfit for pleasant or profitable sport. It was recognized that vigorous action must be taken, especially in behalf of species of trout, in order to restock the streams that had become so depleted. Accordingly, a number of streams and parts of streams were closed against all fishing for a period of three years. The closed streams, which are principally small tributaries of creeks and rivers, will be the breeding places for fish and will become the feeders of the larger streams. Requests from many persons throughout the State for the closing of additional streams indicates the popularity of this work and the necessity for its continuance. A list of the closed streams is included in this report.

### **FISH PROPAGATION AND PLANTING.**

West Virginia has no fish hatcheries of its own, but the Government hatchery, located at White Sulphur Springs, has, during the past year, hatched eggs which the Commission purchased, and has taken care of the fry until they were ready for distribution, without cost to the State. About 125,000 brook trout were propagated in this way and were placed in streams during the past spring months. In addition 110,000 rainbow trout, donated by the U. S. Bureau of Fisheries, were placed in the waters of Elk and Potomac rivers.

Other fish, obtained from the Government through applications of fishermen, were planted in the streams of the State. A list of these plantings is given herein.

### **SALVAGING OF TROUT**

The State experienced one of the worst droughts in its history during the past summer, the smaller streams in nearly all sections drying up and leaving the fish therein stranded on dry ground. Special crews of men were employed in some places to transfer fish from shallow to deep pools; and practically all game protectors were instructed to devote a large part of their time to this work during the dry period. Interested citizens in many sections also helped with this work. Many thousands of fish were saved in this way.

### WATER POLLUTION

Over large areas in West Virginia the streams, once pure, are now poisoned by acids and other polluting materials to such an extent that fish and other water-inhabiting creatures cannot live therein. Tanneries, pulp mills, tin mills, chemical plants, coal mines, and other agencies, each contributes some polluting substance. Certain companies are provided with devices for filtering or otherwise lessening pollution and others remain without such provision.

The record of the convictions herein shows the action taken in certain cases but does not indicate the full amount of work done toward purifying of streams. Much has been accomplished through co-operation. Coal companies and manufacturing concerns are signifying their willingness to install equipment for the purification or disposition of their polluting materials.

### PHEASANT BREEDING

Early in the spring of 1922 the first attempt by the State to breed game birds was begun on a tract of privately-owned land located one mile south of the village of French Creek, Upshur County. A manager was selected and placed in charge of this work. A combination breeding and storage house was built, and a number of coops, runways, pens, and other necessary equipment were prepared. Since ring-necked pheasants had proven most successful in other states it was decided to breed this variety alone. About 100 medium-sized hens were purchased and 750 eggs ordered from a Pennsylvania game farm. The eggs were shipped in lots as needed and were set under hens. The hatch was satisfactory, being between 65 and 70 per cent. The young pheasants were strong and vigorous but many of them died between the ages of five days and two weeks, as is usual with this bird. The diseases common to young pheasants were fairly well combatted and a higher percentage of the number hatched would have been reared except for the fact that a number of the hens proved to be poor care takers of their flocks, some of them devouring the young birds as fast as they were hatched.

Following is a list of the pheasants distributed to applicants. A more scattered distribution would have been made except for the fact that applications were not received from many sections:

July 13, 1922

Chas. A. Cabell Carbon, West Virginia.....	10	pheasants
J. H. Broadwater, Salem, West Virginia.....	8	"
Jas. Henry Smith, Bruceton Mills, West Virginia.....	6	"
N. J. Amick, Gilmer, West Virginia.....	6	"
L. D. Sharp, Slaty Fork, West Virginia.....	6	"
Bert Noll, Sistersville, West Virginia.....	6	"
E. T. Boyles, Sistersville, West Virginia.....	6	"
A. D. Woodford, Philippi, West Virginia.....	8	"
Emerson Carney, Morgantown, West Virginia.....	10	"
Edward Bond, Petersburg, West Virginia.....	6	"

## August 7, 1922

Wade Pepper, Clarksburg, West Virginia.....	6	“
A. L. Craig, Cranberry, West Virginia.....	6	“
John I. Bender, Burnsville, West Virginia.....	8	“
John M. Hart, Jacksonburg, West Virginia.....	6	“
W. H. Hollen, Ten Mile, West Virginia.....	4	“
E. N. Wriston, Kingston, West Virginia.....	6	“
Daisy E. Talbott, Byron, West Virginia.....	6	“
Geo. W. Boggess, Lumberport, West Virginia.....	6	“
Lacy M. Barbe, Jane Lew, West Virginia.....	6	“

## August 21, 1922

Mr. Minear, Adrian, West Virginia.....	4	“
--	---	---

## August 24, 1922

Kermit Hyre, French Creek, West Virginia.....	2	“
Robert Phillips, French Creek, West Virginia.....	2	“
Herbert Thomas, French Creek, West Virginia.....	2	“

## August 29, 1922

H. L. Johnson, Elkins, West Virginia.....	6	“
L. E. Lantz, Jacksonburg, West Virginia.....	6	“
Ralph Gawthorp, Wolf Summit, West Virginia.....	6	“
Luther Haymond, Clarksburg, West Virginia.....	6	“
E. B. Alkire, Buckhannon, West Virginia.....	4	“
Chas. L. Righter, Shinnston, West Virginia.....	4	“
H. E. Bland, Sutton, West Virginia.....	4	“
G. N. Fraser, Sistersville, West Virginia.....	4	“
John B. Stone, Gauley Mills, West Virginia.....	4	“
Clyde R. Kelly, Salem, West Virginia.....	4	“

Total.....184

Forty birds are being kept at the game farm for breeding purposes. The balance of the pheasants raised, about 26, are at large in the section surrounding the farm, which is a part of the French Creek Game Refuge.

Pheasant eggs, purchased and supplied to applicants free of charge, were distributed as follows:

## May and June, 1922

Clem E. Peters, Wheeling, West Virginia.....	100	eggs
T. R. Richards, Richwood, West Virginia.....	50	“
C. R. Thomas, Huntington, West Virginia.....	100	“

Gay Mosby, Alexander, West Virginia.....	140	“
L. E. Smith, Charleston, West Virginia.....	100	“
David Frame, Gassaway, West Virginia.....	25	“
Henry Freeman, Newlonton, West Virginia.....	50	“
Total.....		565

All pheasants shipped by express were placed in crates with burlap covers and all reached their destinations in good condition. Reports indicate that all birds are adapting themselves to their surroundings and bid fair to survive the winter.

The benefits to be derived from distribution of game birds are three-fold, namely, the much-needed increase of game in the State, the stimulating of interest in wild life, and an increased respect for the efforts of the Game and Fish Commission to re-establish satisfactory game conditions.

A pair of Amherst pheasants was donated by the State of Maryland, through Chief Game Warden Mr. E. Lee LeCompte, and are on display at the farm. The State of New York has offered a number of fancy pheasant eggs for hatching the coming year. Such breeds as Golden Pheasant, Reeves Pheasant and Silver Pheasant are desirable to keep at a game farm where persons come to examine the plant and admire the birds.

### FOREST PROTECTION

The nature of the forest land of the State is such that in nearly all places outside of the region of spruce and other cone-bearing trees, there grows up a good natural reproduction when the original stand is removed, provided fires are kept out. In past years there has been an almost constant scourge of fire accompanying logging operations and other forest industries that has laid waste large areas of once valuable forest. All except the worst of these areas, however, will again become forested through a natural rotation of vegetation, if left without interference.

There are approximately nine million acres of forest land in the State needing protection from fire. Of this acreage about one-third receives protection through a co-operative agreement with the Federal Government and with private owners. The Government contributes annually \$10,500.00, provided the State spends an equal or larger amount; and private owners having a combined area of about a million acres, contribute at the rate of one cent per acre annually, a part of which is spent in direct co-operation with the State and part spent independently. The Central Protective Association, located in the mountainous counties of Central West Virginia, spends money derived from a 500,000 acreage in the same territory occupied by lookout watchmen employed by the State. The Southern Protective Association co-operates directly with the Commission and with it is working out a complete system of protection. The newly organized Eastern Association will also co-operate directly with the Commission.

The State's equipment for fire control, at the beginning of the year,

consisted of some sixteen wooden lookout stations located on mountain tops, with a watchman for each, and with telephone lines and other equipment. Most of the stations, lines, and equipment were found in a run-down and comparatively ineffective condition. In addition to the lookout stations there were several patrolmen employed during dry weather in fall and spring, the majority of which were paid by the protective associations.

There are now twenty-six lookout stations, five being steel towers (some of which are not yet erected), five preliminary lookouts, with temporary stations and telephone lines, one new wooden tower, and the balance old towers, most of which have been repaired and better equipped.

The steel towers purchased by the Commission in June, were delivered in November and are now on the mountains ready for erection, one having been completed and the cement foundations placed for three others. Their locations are Backbone Mountain, in the east-central section; Parting Springs and Bald Knob, also in the central section, Gauley Mountain and Stop Knob, in the Kanawha section. Title to one acre of land for each station was secured for Backbone, Gauley and Stop Knob, and title will be acquired by the State at each new tower location. The titles have, so far been given free of cost. A wooden station, sixty feet high, has been built and equipped at Johnson's Knob, south of the Kanawha River.

Several of the new stations are in view from State roads. Attention will be given to making all new stations not only modern and effective in every way, but attractive and of value to those who may visit them.

Standard telephone circuits were built to each of the permanent and preliminary lookout stations, except that at Williams Hill. Trees were cleared for the use of each observer until such a time as permanent towers can be built. The locations of the temporary stations are as follows: Williams Hill, Elk Knob, and Round Knob, in the Kanawha section; Pilot Knob in the Pocahontas section, and Lukins Hill, in the east-central section.

The new towers and preliminary stations established increase the protected area by more than 850,000 acres.

Twenty-five miles of old telephone line were entirely rebuilt and 24½ miles of new line constructed, making 49½ miles of line erected since June, 1922. These lines are of standard pole construction, built of the best materials available for this work, are equal to any company lines, and are permanent.

Slightly over 150,000 acres have been added to the area of co-operation, making an increase of income amounting to over \$1,500.00 annually. In addition to this there is an area of indefinite size to come in under the new Eastern Association, which completes its organization early in the coming year.

Four new patrols were established during the past fall fire season, increasing the protected area by about 60,000 acres. About 200 local fire wardens, who serve without pay, have been appointed, some of which have not yet qualified.

In contrast with the past two years, both the spring and fall fire seasons of 1922 were very dry, with many forest fires resulting.

The forest fire tables, included in this report, contain full data so far as it was reported, of the number and size of fires, the damage, etc.

Outside of the protected area fires ran for weeks without any attempt being made to check them. The total acreage burned over or the loss cannot be stated.

### EDUCATIONAL WORK

Education was recognized from the beginning as one of the principal means by which the public could be induced to give willing support for the work of the Commission. At the outset, therefore, the following lines of education were begun, and carried on through the year:

#### Newspaper Publicity

A publicity agent was employed to devote a part of his time to getting before the public the activities of game protectors and other employes of the Commission and to preparing articles dealing with the State's natural resources, and the initiation of foundation work begun by the Commission. During a part of the year mimeographed copies of game notes were sent out from the office to all newspapers in the State.

#### Sportsmen's Organizations

Realizing the value of organizations among sportsmen and other conservationists, the Commission has stood behind the newly-organized Wild Life League of West Virginia; and, while having no official connection with the same, is assisting it in promoting the organization. The League seeks to combine all clubs having similar aims into one state-wide organization, and to establish branches in every community. It is actively interested in all conservation work in the State and will help to carry on the work in which the Game and Fish Commission is engaged. Plans are under way for the publication of a magazine devoted to outdoor life, which will be the official organ of the League.

#### Lectures, Meetings and Articles

The chairman of the Commission and its chief officers have devoted some time to giving lectures on the Commission's work, some of which have been illustrated with lantern slides showing scenery and wild life. Many meetings have been attended, including those of the State Horticultural Society, the Wild Life League, University Horticultural Students, State Sheriffs' Association, as well as meetings of the National Game Protective Association, and conference of state forest fire co-operators.

A meeting of the game protectors and fire wardens was called in Charleston for December 8th, at which an opportunity was given for instructions, the comparing of notes, and the offering of suggestions.

Special articles on phases of the Commission's work have been prepared for publication in newspapers, magazines and game bulletins.

### RECOMMENDATIONS

The following general recommendations are made after a careful study of game, fish, and forest conditions, and the same are believed to be in accord with the views of a great majority of the good sportsmen and others interested in the improvement of outdoor conditions in West Virginia:

1. Because of the present scarcity of game and the improvement of facilities for taking the same, including the building of roads and the increase in number of automobiles and fire arms, the open hunting seasons on all game should be shortened and should begin and end on the same date.

2. Certain animals, including raccoon, beaver and snowshoe hare, which are becoming rare in many places, should be made game animals, and protected during a part of the year.

3. The open season for hunting deer should not be longer than ten days and each person should be limited to the killing of one buck deer per season.

4. The Commission feels that any further recommendations at this time would be a mistake, for the reason that the present law has only been in operation for eighteen months, and that the merits of many of the Commission's policies have not had time to be thoroughly proven, nor has the public had the time to become familiar with much the Commission is attempting to do. We feel that the citizens of the State should have time to become acquainted with the operation of the law under the Commission for at least one year from this date, before any other specific recommendations are made.

**FOREST FIRES IN STATE  
SPRING 1922**

COUNTY	No.	Acres Burned	Av. Acres Per Fire	ORIGIN					Cost to Extinguish	Av. Cost to Extinguish	Damage
				Incendiary	Locomotive	Campers Hunters	Brush Burners	Unknown			
Berkeley	1	4,000	4,000	Saw mill					\$ 223.55	\$ 223.55	\$ 5,000
Braxton	2	155	77	1	1	3	5	4	26.80	13.40	900
Fayette	14	1,422	101	1	1	2	9		347.10	24.78	5,662
Grant	12	1,936	161	2	2	1			177.30	14.77	5,000
Greenbrier	3	90	30	2	2				43.90	14.63	190
Kanawha	4	550	137	2	2				159.20	39.80	900
Mercer	4	387	97	2	2	1		1	63.65	15.91	840
Morgan	6	13,632	2,255	3	3		1	2	593.29	98.88	10,700
McDowell	8	387	48	3	3		4		54.90	6.86	2,425
Monroe	2	240	120	Transm	issio	n Li	ne	1	40.55	20.27	55
Mineral	9	430	47	3	5			1	178.05	19.78	None given
Nicholas	2	8,125	4,062					2	196.70	98.35	500
Preston	1	150	150					1	18.70	18.70	150
Raleigh	14	2,713	193	5	2			7	281.60	20.11	7,040
Randolph	1	10	10					1	16.50	16.50	None given
Tucker	1	40	40	1					12.60	12.60	None given
Pocahontas	9	1,550	172	2	3		2	2	278.90	30.99	1,000
Wyoming	12	1,126	94	1	5	1	1	4	123.30	10.27	1,731
Totals	105	36,843	350	25	20	10	11	37	\$ 2,836.59	\$ 27.01	\$ 42,143

AVERAGE DAMAGE PER FIRE	\$401.36
Per-cent Fires Incendiary	24
Per-cent Fires Locomotives	19
Per-cent Fires Campers and hunters	9
Per-cent Fires brush burners	10
Per-cent Fires unknown origin	35
Per-cent Fires miscellaneous origin	2



FALL, 1922

County	NO.	Acres Burned	Average Acres Per Fire	ORIGIN						Cost to Extinguish	Average Cost to Extinguish	Damage	Average Damage
				Incendiary	Locomotive	Camper Hunter	Brush Burner	Unknown					
Barbour.....	1	1,122	380			1		3	\$ 123.50	\$ 30.88	\$ 30.00	\$ 8.00	
Boone.....	8	2,875	359		3	1		4	259.75	32.47	900.00	112.00	
Fayette.....	33	15,404	466	6	4	10	2	9	1,251.45	37.92	30,088.00	911.00	
Grant.....	15	749	50	2	2	3	3	5	310.50	20.70	1,010.00	66.66	
Greenbrier.....	16	9,893	618	9		3		4	431.20	26.95	5,945.00	371.56	
Hampshire.....	1	500	500					1	28.30	28.30	4,655.00		
Hardy.....	3	3,500	1,166					3	89.70	29.90	None	Given	
Kanawha.....	16	4,400	275	4	4	2		7	606.15	37.88	None	Given	
McDowell.....	35	4,336	124	1	1	4		29	502.55	14.36	10,715.00	306.14	
Mercer.....	13	2,485	191	2		8		3	265.85	20.45	2,190.00	168.48	
Mineral.....	28	7,940	284	1	10	3	2	12	1,195.65	42.70	None	Given	
Morgan.....	4	2,400	600	1	1			2	162.80	40.70	3,600.00	900.00	
Nicholas.....	5	3,520	704	1	2			2	261.15	52.23	2,600.00	520.00	
Pocahontas.....	48	22,871	477	17	6	5	4	14	1,473.93	30.70	26,943.00	561.12	
Preston.....	1	200	200			2		1	19.35	19.35	300.00	300.00	
Raleigh.....	22	5,058	230	5	2	4		11	806.10	36.64	10,672.00	485.09	
Randolph.....	19	5,416	285		6	4		9	861.59	45.34	8,060.00	424.21	
Tucker.....	5	245	49		1	1		3	137.10	27.42	130.00	26.00	
Upshur.....	3	6	2			3			37.20	12.40	18.00	6.00	
Webster.....	6	1,395	232	2	2			2	93.70	15.61	1,600.00	266.66	
Wyoming.....	25	4,063	162		3	4	2	16	426.52	17.06	4,775.00	191.00	
Totals.....	310	98,378	317	51	47	56	13	140	\$ 9,342.04	\$ 30.13	\$114,231.00	\$ 368.48	

Per-cent Fires incendiary.....16½  
 Per-cent Fires locomotives.....15  
 Per-cent Fires campers and hunters.....18  
 Per-cent Fires brush burners.....4  
 Per-cent Fires unknown origin.....45  
 Per-cent Fires Miscellaneous origin.....1

### AMOUNT RECEIVED FROM HUNTING AND FISHING LICENSES

The following table shows the amount received for hunting and fishing licenses from December 1, 1921 to December 1, 1922.

County	Resident	Non-resident	Total
Barbour	\$ 1,290 00	\$ 15 00	\$ 1,305 00
Berkeley	1,059 00		1,164 00
Boone	1,062 00		1,062 00
Braxton	1,455 00		1,455 00
Brooke	1,231 00	15 00	1,246 00
Cabell	2,516 00	30 00	2,546 00
Calhoun	256 00		256 00
Clay	590 00		590 00
Doddridge	542 00		542 00
Fayette	2,666 00	30 00	2,696 00
Gilmer	427 00	15 00	442 00
Grant	888 00	210 00	1,098 00
Greenbrier	1,639 00		1,639 00
Hampshire	971 00	1,920 00	2,891 00
Hancock	615 00	15 00	630 00
Hardy	583 00	240 00	823 00
Harrison	3,936 00	15 00	3,951 00
Jackson	400 00	15 00	415 00
Jefferson	541 00	135 00	676 00
Kanawha	6,998 00		6,998 00
Lewis	855 00		855 00
Lincoln	395 00		395 00
Logan	767 00		767 00
Marion	3,848 00	30 00	3,878 00
Marshall	924 00		924 00
Mason	517 00	120 00	637 00
Mercer	1,342 00		1,342 00
Mineral	1,471 00	900 00	2,371 00
Mingo	734 00		734 00
Monongalia	3,753 00	885 00	4,638 00
Monroe	237 00		237 00
Morgan	913 00	90 00	1,003 00
McDowell	1,455 00		1,455 00
Nicholas	2,180 00	15 00	2,195 00
Ohio	3,049 00	90 00	3,139 00
Pendleton	639 00	150 00	789 00
Pleasants	470 00		470 00
Pocahontas	1,584 00	150 00	1,734 00
Preston	2,382 00	120 00	2,502 00
Putnam	700 00		700 00
Raleigh	1,940 00		1,940 00
Randolph	2,690 00	90 00	2,780 00
Ritchie	410 00		410 00
Roane	387 00		387 00
Summers	943 50		943 50
Taylor	1,224 00		1,224 00
Tucker	1,226 00	135 00	1,361 00
Tyler	595 00	45 00	640 00
Upshur	1,640 00		1,640 00
Wayne	180 00		180 00
Webster	1,566 00		1,566 00
Wetzel	702 00		702 00
Wirt	324 00		324 00
Wood	2,461 00		2,461 00
Wyoming	976 00		976 00
Totals	\$ 75,066 50	\$ 5,595 00	\$ 80,661 50

### RECEIPTS OTHER THAN LICENSES

Amount received from Forest Service, U. S. Government, and the Southern West Virginia Fire Protective Association, on account of cooperative fire protection work	\$ 8,748 02
Total receipts from all sources	\$ 89,409 52
Balance carried forward from last year	68,138 24
Total	\$ 157,547 76
Expenditures December 1, 1921 to December 1, 1922	88,995 27
Unexpended balance on hand December 1, 1922	\$ 68,552 49

**NUMBER OF FISH HATCHED AND PLANTED IN THE STREAMS OF THE STATE  
OF WEST VIRGINIA BY THE GAME AND FISH COMMISSION**

The fish were hatched by the U. S. Government Fish Hatchery, under a co-operative agreement with the Game and Fish Commission. The Commission purchased the eggs and had charge of the distribution of resultant fry.

County	Name of Stream	Kind of Fish Planted	Number
Greenbrier	Clear Creek	Brook Trout	25,000
Pocahontas	Greenbrier River	Brook Trout	20,000
Pocahontas	Williams River	Brook Trout	10,000
Nicholas	Cranberry River	Brook Trout	20,000
Randolph	Cheat River	Brook Trout	25,000
Randolph	Cheat River	Rainbow Trout	20,000
Pocahontas	Greenbrier River	Rainbow Trout	10,000
Pocahontas	Williams River	Rainbow Trout	10,000
Urshur	Buckhannon River	Rainbow Trout	20,000
Webster	Elk River	Rainbow Trout	40,000
Total			200,000

**TABLE SHOWING THE NUMBER OF FISH OF VARIOUS KINDS DISTRIBUTED IN WEST VIRGINIA  
BY THE BUREAU OF FISHERIES WASHINGTON D. C. THE NAME OF THE  
APPLICANT AND THE WATERS IN WHICH THE FISH  
WERE PLANTED**

**BLACK BASS**

Applicant	P. O. Address	Waters	Number
Alkire, E. B.	Buckhannon	Buckhannon River	75
Allman, G. H.	Orlando	Oil Creek	75
Brown, Dr. C. N.	Elizabeth	Little Kanawha River	75
Buzzard, S. S.	Berkeley Springs	Great Cacapon River	100
Casady, V. E.	Petersburg	Lumice Creek	150
Cox, Chas.	Morgantown	Monongahela River	115
Dawley, G. R.	Charleston	Elk River	75
De Gruyter, J. A.	Charleston	Elk River	150
Dreyer, Fred C.	Cumberland	Potomac River, So. Branch	40
Duffield, R. E.	Glendon	Elk River	150
Elk River R. & G. Club	Charleston	Elk River	150
Fisher, Frank	Williamson	Big Sandy	400
Forest & Stream Pro. Assn.	Keyser	Pattersons Creek	80
Harrington, V. H.	Fairmont	Pricketts Creek	40
Henshaw, E. C.	Bunker Hill	Mill Creek Pond	150
Hisman, Sam	Sistersville	Middle Island Creek	150
Hoverma e, H. W.	Ridge	Sleepy Creek	225
Howard, J. N.	Cameron	Fish Creek	150
Huston C. R.	Morgantown	Big Sandy Creek	115
Hutchinson, H. M.	Paw Paw	Great Cacapon River	150
Irvin, B. F.	Martinsburg	Potomac River	225
Kinghorn, J. L.	Wheeling	Wheeling Creek	150
Lakin, F. L.	Terra Alta	Lake Terra Alta	40
Lewis, C. E.	Maxwelton	Lewis's Pond	200
McDermott, J. H.	Morgantown	Cheat River	280
McEldowney, S. E.	Charleston	Birch River	75
McIntosh, J. H.	Ronceverte	Greenbrier River	4,500
Mansberger, D.	Sabraton	Cheat River	115
Miller, G. B.	Morgantown	Dunkards Creek	115
Nallen J. I.	Nallen	Meadow Creek	75
Peters, Clem	Wheeling	Buffalo Creek	150
Peters, Clem	Wheeling	Wheeling Creek	150
Riel, S. T.	Parkersburg	Jee Creek	150
Rogers, L. H.	Charleston	Birch River	150
Rogers, L. H.	Charleston	Kanawha River	75
Rogers, L. H.	Charleston	Little Coal River	75
Rogers, L. H.	Charleston	Poca River	75
Rowan, Jas. A.	Kingston	Paint Creek	75
Sanders, J. C.	Keyser	New Creek	80
Seneny, O. H.	Petersburg	Potomac River, So. Branch	225
Shannon, J. C.	Petersburg	Potomac River, So. Branch	225
Straight, W. D.	Fairmont	White Day Creek	1,500
Whitman, W. E.	Ronceverte	Greenbrier River	4,500
Trough Club, Robt. M. Hite	Fairmont, Box 435	Potomac River, So. Branch	225
Wild Life League, F. C. Kramer, Sec.	Parkersburg	Wirt & Ritchie Co. Streams	375
Wild Life League, F. C. Kramer, Sec.	Parkersburg	Unshur & Wood Co. Streams	150
Wild Life League, F. C. Kramer, Sec.	Parkersburg	Wood County Creeks	225

## BROOK TROUT

Applicant	P. O. Address	Waters	Number
Aberle, Raymond	Hendricks	Big Run	200
Armstrong, J. L.	Harman	Pendleton & Randolph Co. Streams	19,000
Banks, M. C.	Raleigh	Batoff Creek	300
Banks, M. C.	Raleigh	Fat Creek	900
Barb, Harold	Parsons	Mill Run	200
Boerbower, Dr. L.	Terra Alta	Pine Run	300
Benson, N. O.	Terra Alta	Wardwell Creek	400
Bright, J. C.	Richwood	Cherry River, So.	3,000
Bureau Plant	White Sulphur Springs	Howard Creek	4,000
Bureau Plant	Keyser	New Creek	800
Cathers, Dr. J. J.	Morgantown	Irons Creek	1,600
Cheat Mtn. Club, H. M. Lockridge	Marlinton	Cheat River	600
Clark, Dr. L. H.	Kyle	Rich Creek	1,000
Coburn, T. H.	Tunnelton	Brushy F. Run	200
Cunningham, W.	Hendricks	Grants Run	200
Davis, Chas.	Elk	Mill Run	3,000
Davis, G. E.	Hendricks	Big Run	200
Day, Lloyd	Harman	Sallon Rock Run	200
DeBerry, L. W.	Terra Alta	Wolf Creek	300
Duke-Loudon H. & F. Club, G. Mosby	Alexander	Randolph Co. Streams	48,000
Dyer, A. B.	Horton	Coal Bin Run	200
Gilkerason, Miss D. E.	Moorefield	Falling Water Creek	2,400
Hickman, R. S.	Cass	Cheat River	600
Hollis, J. C.	Terra Alta	Snowy Creek	200
Jones, Robert	Elkins	Cheat River	5,000
Kee, Dr. O. H.	Marlinton	Williams River	7,000
Kelly, C. T.	Terra Alta	Mountain Run	300
Keystone Mfg. Co.	Elkins	Painter Run	2,400
Kneer, O. A.	Layland	Glade Creek	4,000
Lindsey, A. S.	Hendricks	Gandy Creek	200
McNeeley, John	Hendricks	Ridge Run	200
Mansbarger, A. G.	Morgantown	Tibbs Run	1,600
Maxwell, C. W.	Elkins	Middle Fork River	5,000
Miller, C. A.	Terra Alta	Roaring Creek	300
Moore, J. B.	Ellamore	Middle Fork River, Cassidy Fork	5,000
Mower, G. H.	Horton	Dry Fork River	200
Nydegger, J. P.	Elkins	Mill Creek	5,000
Pice, T. F.	Ufington	Booth's Creek	900
Recreation R. & G. Club	Morgantown	Coburns Creek	900
Richwood Wild League	Richwood	Cranberry River	10,000
Robinson, Roy	Morgantown	Laurel Run	1,600
Rodehaver, Dewey	Hazleton	Camp Rock Creek	1,600
Sites, F. E.	Masonville	Spring Run	1,500
Smith, J. H.	Bruceon Mills	Big Laurel Run	530
Teter, E. G.	Elkins	Stalnaker's Run	400
Ward, P. T.	Marlinton	Greenbrier E. Prg	600
Ware, H. E.	Charles Town	Long Marsh Run	300
Wooddell, Clyde	Greenbank	Deer Creek, N. Fork	3,000
Woodell, H. S.	Arbovale	Deer Creek, N. Fork	600

## CATFISH

Allman, G. H.	Orlando	Oil Creek Clover Fork	250
Carper, Hubert	Grand View	Carper's Pond	125
Miller, J. H.	Pierce	Thomas Pond	125
Richardson, C. A.	Ballegee	Richardson's Pond	125

## CRAPPIE

Buzzard, S. S.	Great Cacapon	Great Cacapon	50
Lone Pine R. & G. Club	Morgantown	Cheat River	30
Wild Life League	Parkersburg	Lee Creek	20

## RAINBOW TROUT

Applicant	P. O. Address	Waters	Number
Bowermaster, W. H.	Brueton Mills	Little Sandy Cr.	900
Brown, M. M.	Spring Creek	Spring Creek	6,000
Butt, Dr. A. P.	Elkins	Blackwater Creek	11,750
Cramer, C. W.	Morgantown	Cramer's Pond	3,200
Crouch, Lee	Mill Creek	Mill Creek	45,500
Dawson, Dr. R. B.	Berkeley Springs	Spruce Run	1,500
DeFoe, Dr. A. G.	Brueton Mills	Mill Run	600
Duke Loudin H. & F. Club	Alexander	Buckhannon River	22,000
Duke, J. N.	Alexander	Ten Mile Creek	22,000
Everhart, L. F.	Terra Alta	Salt Lick Creek	2,750
Forest & Stream Pro. Assn.	Keyser	New Creek	3,250
Shull, D. R.	Keyser	Patterson Creek	3,250
Fout, C. U.	Purgittsville	Fout's Pond	500
Fry, W. A.	Ronceverte	Fry's Pond	1,200
Funkhouser, J. B.	Hambleton	Elk Lick Creek	4,000
Funkhouser, J. B.	Hambleton	Mill Run	4,000
Hisey, J. R.	Winona	Bracken's Creek	4,000
Hisey, J. R.	Winona	Mann's Creek	4,000
Hunter, Glenn	Morgantown	Whites Run	4,800
Jackson, W. F.	Charles Town	Evitts Run	7,500
Lakin, F. L.	Terra Alta	Easey Run	2,750
Lewis, Jake	Terra Alta	Irish Run	2,750
McChung, J. W.	Lewisburg	Sinking Creek	5,000
McDermott, J. B.	Morgantown	Quarry Run	23,600
Mitchell Bros	Union	Indian Creek	5,000
Moore, J. B.	Ellamore	Middle Fork River, Camidy-Fork	6,000
Moore, T. G.	Logan	Buck Branch	3,600
Moore, T. G.	Logan	Logan Co. Waters	8,400
Quick, Herbert	Berkeley Springs	Coofont Pond	1,000
Repair, N. E.	Parsons	Horseshoe Run	4,000
Saxman, P. M.	Saxman	Big Laurel Creek	10,000
Treynham, Dr. B. L.	Sweet Spring	Cove Creek	4,000
Wiles, J. K.	Terra Alta	Dority Creek	2,750
Wilkinson, Dr. C. E.	Brueton Mills	Little Laurel Run	600
Wills, E. K.	Ansted	Mill Creek	9,000
Wooddell, H. B.	Greenbank	Deer Creek	7,000

## ROCK BASS

Bennett, W. E.	Wallaces	Bennett's Pond	400
Harris, J. L.	Frametown	Elk River	400
Paul, J. J.	Wellsburg	Elmhurst Pond	400

## SMALL MOUTHED BLACK BASS

Abbott, H. R.	Charleston	Little Laurel Creek	4,000
Alleghany Sportsman Assn.	Marlinton	Knapps Creek	6,000
Banks, McRae	Raleigh	Piney River	4,000
Dawley, C. R.	Charleston	Kanawha Co. Streams	8,000
McVay, C. M.	Charleston	Elk River	4,000

## SUNFISH

Ballard, I. N.	Greenville	Indian Creek	2,500
Blizzard, Reece	Parkersburg	Blizzards Pond	70
Buzzard, S. S.	Great Cacapon	Great Cacapon River	400
Fisher, Dr. G. M.	Alaska	Patterson's Creek	105

## YELLOW PERCH

Buzzard, S. S.	Berkeley Springs	Great Cacapon	1,000,000
Buzzard, S. S.	Berkeley Springs	Sleepy Creek	500,000

## STATEMENT OF PROSECUTIONS

The following is a statement of prosecutions for violations of the Game and Fish laws from December 1 1921, to December 1, 1922.

County	Arrests	Convicted	Acquitted	Pending	Jailed	Fines Assessed	Fines Collected
Barbour	8	8			2	\$ 120 00	\$ 120 00
Braxton	18	16		2		190 00	190 00
Brooke	5	5				110 00	110 00
Cabell	5	5				80 00	80 00
Calhoun	2	2				40 00	40 00
Clay	2	2				40 00	40 00
Doddridge	4	4				80 00	80 00
Gilmer	5	3		2		60 00	60 00
Grant	8	7	1			130 00	130 00
Greenbrier	3	3				50 00	50 00
Hampshire	7	5	2			100 00	100 00
Harrison	1	1				20 00	20 00
Jackson	6	6				70 00	70 00
Kanawha	66	59	7		5	690 00	470 00
Lewis	2	2				80 00	80 00
Lincoln	20	16	4			270 00	270 00
Logan	4	4				80 00	60 00
Marion	16	16			2	190 00	160 00
Mason	3	3				40 00	40 00
Monongalia	11	10	1		5	150 00	100 00
Morgan	3	3				60 00	60 00
McDowell	4	2	2			50 00	50 00
Nicholas	6	6				135 00	135 00
Ohio	1	1				20 00	20 00
Pendleton	12	12			1	140 00	120 00
Pocahontas	11	10	1		2	290 00	240 00
Preston	10	10			1	120 00	120 00
Randolph	3	3				60 00	60 00
Roane	5	2		2		60 00	
Summers	2	2				40 00	40 00
Taylor	4	4				80 00	80 00
Upshur	16	13	3			290 00	230 00
Webster	3	3				100 00	100 00
Wood	3	3				30 00	30 00
Wyoming	5	5				80 00	80 00
Totals	288	261	21	6	18	\$4,125.00	\$ 3,635.00

TABLE SHOWING NUMBER OF TURKEYS KILLED IN WEST VIRGINIA DURING THE HUNTING SEASON OF 1921 AND REPORTED TO THE COMMISSION

County	Male	Female	Total
Barbour	3	5	8
Grant	3	2	5
Greenbrier	1	1	2
Hampshire		2	2
Hardy	12	8	20
Mineral	12	13	25
Monongalia	2		3
Nicholas	1		1
Pocahontas	17	9	26
Preston	1	2	3
Randolph	9	7	16
Tucker	3	3	6
Upshur	1	1	2
Webster	15	8	23
Wirt	2		2
Totals	82	62	144

NUMBER OF WILD CATS KILLED IN WEST VIRGINIA FROM DECEMBER 1 1921 TO DECEMBER 1  
1922 AND AMOUNT OF BOUNTIES PAID

County	No. Killed	Amt. Paid
Boone	8	\$ 40.00
Grant	4	20.00
Greenbrier	11	55.00
Hampshire	5	25.00
Hardy	8	40.00
Mineral	1	5.00
Mingo	1	5.00
Monroe	2	10.00
Morgan	1	5.00
Nicholas	2	10.00
Pendleton	17	85.00
Pocahontas	39	195.00
Preston	1	5.00
Randolph	25	125.00
Tucker	5	25.00
Webster	2	10.00
Total	141	\$ 655.00

SCHEDULE USED IN PLACING GAME PROTECTORS AT VARIOUS POINTS THROUGHOUT THE STATE  
FOR THE PURPOSE OF PROTECTING GAME. THIS SCHEDULE  
IS CHANGED EVERY TWO WEEKS.

TO ALL GAME PROTECTORS:

Schedule of work for Game Protectors, from September 16th to September 30th, inclusive.

OTTO B. CLEM	Morgan and Hampshire counties.
F. H. MERRICK	Jackson County, headquarters Ripley.
GEORGE T. WRIGHT	Hardy County, headquarters Lost River.
EDWARD BOND	Grant and Mineral counties.
W. W. MARSHALL	Pendleton County, headquarters Cave.
SAM MURPHY	Roane County, headquarters Newton.
F. GABBERT	Wood County.
J. C. LILLY	Wyoming and Raleigh counties, headquarters Mullens.
DAN CUNNINGHAM	Jackson County, headquarters Advent.
C. W. BOYLES	Jackson County headquarters Rock Castle.
W. S. JOHNSON	Webster County.
C. M. SUCK	Harrison County.
E. M. SMITH	Roane County, headquarters Kettle.
HENRY WINKLER	Allegheny mountain, headquarters Boyer.
H. M. DODRILL	Fayette County, headquarters Ansted.
DAVIS AULDRIDGE	Greenbrier County, headquarters Rupert.
F. A. MARTIN	Summers County, headquarters Santifec.
CHARLES RICE	McDowell County.
WILLIAM W. MYERS	Preston County, headquarters Albright.
J. R. HOUGHTON	Upshur County, headquarters Pickens.
CLIFFORD CASTO	Calhoun County, headquarters Arnoldsburg.
T. J. NEWCOME	Webster County, mouth Sugar Creek.
J. H. LONG	Monroe County, headquarters Gap Mills.
J. K. BROWN	Wyoming County, headquarters Baileysville.
LETE YOUNG	Pocahontas and Greenbrier counties, headquarters Droop Mountain.

All game protectors should keep very active and try to cover as much territory as possible.

G. W. SHARP,

Chief Deputy Game Protector.

**THE FOLLOWING IS A LIST OF STREAMS CLOSED AGAINST FISHING FOR A PERIOD OF THREE YEARS FROM THE FIRST DAY OF FEBRUARY, 1922**

**Nicholas County**

All tributaries of Big Laurel Creek, and the main stream of Laurel Creek, above the forks of Big Laurel.

All the tributaries of Little Laurel and the main stream above the concrete county bridge, crossing Little Laurel, on the road from Richwood to Trout Valley.

The following tributaries of the South Fork of Cherry River, viz.: Shires Run, Slaughter House Run, Becks Run, Little Rocky Run and Cold Knob Fork, from the point where they empty into the South Fork of Cherry River, to each of their sources.

The main stream of the South Fork of Cherry River from the point where Cold Knob Fork empties into said stream, to its source.

All the tributaries of the North Fork of Cherry River and the main stream from the point where Bear Run empties into said stream, to its source.

Hominy Creek, from Hominy Falls to its source.

Peters Creek, from the point where White Water Creek empties into said stream to its source.

Twenty-mile Creek from the point where Robinson's Fork empties into said stream to its source.

Muddlety Creek from the point where Clear Fork empties into said stream to its source.

Barren Shea Run, a tributary of Cranberry River, from the point where it empties into said Cranberry River, to its source.

Fox Tree Run, a tributary of Cranberry River, from the point where it empties into said Cranberry River to its source.

Jakemen's Run, a tributary of Cranberry River, from the point where it empties into said Cranberry River to its source.

Big Laurel Creek, a tributary of Gauley River, from the point where it empties into said Gauley River to its source.

**Randolph County**

Mill Creek, from the point where it empties into Tygarts Valley River, to its source, with all its tributaries.

Gandy Creek, from Horton to its source, and all the tributaries thereof.

Red Bridge Run, a tributary of Cheat River, from the point where it empties into Cheat River, to its source.

Upper Dry Run, and Beech Run, tributaries of the left fork of the Buckhannon River, from their mouths to their sources.

Left hand fork of Beech Run, from the mouth of Phillips Camp Run to its source, with all tributaries above Phillips Camp Run, including Phillips Camp Run.

Left fork of right fork of Buckhannon River, with all its tributaries, from Helvetia to its source.



Middle fork of Buckhannon River, from its mouth near Newlon, to its source.

Hell Run, Sea Shanty Run, and all other tributaries of the right fork of Buckhannon River, from Newlon to Pickens, and the main stream of the right fork of Buckhannon River from Pickens to its source.

#### Pocahontas County

The north fork of Cranberry River, with all its tributaries, from the forks to its source; the Gladly Fork of Cranberry River, with all its tributaries, from the forks to its source.

Kens Creek, a tributary of Williams River, from the point where it empties into said Williams River, to its source.

Bannock Shoals Run, from the point where it empties into Williams River, to its source.

The Twin Lick Runs, tributaries of Tea Creek, from the point where they empty into Tea Creek, to their source.

Both forks of Tea Creek, from the forks of said creek to their source. The three forks of (Big Spring, Slaty and Crooked) Elk River, from the point where they come together at Laurel Bank to their sources.

The east prong of Greenbrier River, from the point where Little River empties into said stream, near Winterburn, to its source, including all tributaries.

Little River from the point where it empties into the Greenbrier River, near Winterburn, to its source.

The west prong of Greenbrier River, from the point where Little River empties into said stream at Burner to its source.

Little River from the point where it empties into Greenbrier River at Burner, to its source.

The Shaver fork of Cheat River from Hopkins Mine to its source, with all its tributaries.

Leatherbark Creek, from the point where it empties into Greenbrier River at Cass, to its source.

Galford's Creek, from the old dam at the point of Michael's Mountain above Dunmore, to its source, including all tributaries.

Black Mountain Run, a tributary of William's River, from the point where it empties into Williams River, to its source.

Mountain Lick Run, a tributary of Williams River, from the point where it empties into Williams River to its source.

Little Laurel Creek, a tributary of Williams River from the point where it empties into Williams River, to its source.

Days Run, a tributary of Williams River, from the point where it empties into Williams River, to its source.

The north fork of Deer Creek, from the point where it empties into Deer Creek, to its source.

#### Webster County.

The following tributaries of Williams River: White Oak Run from the point where it empties into Williams River to its source. Slab

Camp Run, from the point where it empties into said Williams River to its source; Rock Lick Run, from the point where it empties into Williams River, to its source.

The following tributaries of Gauley River: Millers Mill Run, from the point where it empties into Gauley River, to its source.

Turkey Creek, with all its tributaries, from the point where it empties into Gauley River, to its source.

Hughes Run, from the point where it empties into said Gauley River to its source.

Brush Fence Run, from the point where it empties into Gauley River, to its source.

The three forks of Gauley River, from the point where they come together, to their respective sources.

Elk River, from Whittaker Falls, to Cowgers Mill, a distance of about three miles with all the tributaries emptying into said main river for the distance as closed above.

Both forks of Leatherwood Creek, from their forks to their sources.

Bergoo Creek, from the point where it empties into Elk River, to its source.

The following tributaries of the Back Fork of Elk River; Big Run, from the point where it empties into the Back Fork of Elk to its source.

Flim Run from the point where it empties into the back fork of Elk to its source.

Hewitt Fork, from its mouth to its source.

Vanderwhacker Fork, from its mouth to its source.

Big Sugar Creek, from the forks of said Big Sugar Creek, to its source.

The main river of the back fork of Elk from the mouth of Parting Spring Branch, to its source.

Fox Tree Run, a tributary of Cranberry River, from the point where it empties into said river to its source.

Jakeman's Run, a tributary of Cranberry River, from the point where it empties into said river to its source.

Big Laurel Creek, a tributary of Gauley River, from the point where it empties into said Gauley River to its source.

#### Fayette County

Mill Creek, a tributary of New River from the point at the railroad bridge at Ansted, to its source.

#### Upshur County

Panther Fork, from the point where it empties into Buckhannon River at Beans Mill, to its source including all tributaries.

Big Run, from its mouth to its source.

Howells Fork, a tributary of the Middle Fork of the Little Kanawha, from its mouth to its source.

**Grant County**

Lunice Creek, from the point where it empties into the South Branch of the Potomac, to its source, including all tributaries.

The main stream of the South Branch of the Potomac River one mile each way, from the mouth of Lunice Creek.

South Mill Creek, from the Pendleton County line to Dorcas, including Spring Run, and all other tributaries above Dorcas.

Stony River, from the dam to its source, including all tributaries above the dam.

Patterson's Creek, from the point where said Pattersons Creek empties into the Potomac River to its source, including all its tributaries.

**Monroe County**

Both forks of Indian Creek, from the forks near Wikle to their sources.

**Pendleton County**

Seneca Creek, from the mouth of Brushy Creek to its source including Brushy Creek, Roaring Creek, and all other tributaries.

Big Run and its tributaries from the point where the main tributary flows into said Big Run, from the west, passing between Elk and Grassy Mountains, and said tributaries.

South Mill Creek, from its source, to the Pendleton County line.

**Mercer County**

Camp Creek, from its source to its mouth.

Rich Creek, from its source to its mouth.

Blue Stone River, from the point where Camp Creek empties into said stream to its source.

**Tucker County**

Red Creek, including all tributaries from where it empties into Dry Creek Fork, to its source.

**Raleigh County**

Fat Creek, a tributary of Piney Creek, from its source to its mouth.

**Greenbrier County**

North Fork of Big Clear Creek, from the ford above the Williams Place to its source.

Browns Creek, a tributary of Big Clear Creek, from the Bolar McClung ford, to its source.

Sam's branch and Elijah's Branch, tributaries of Big Clear Creek, from the point where they empty into Big Clear Creek, to their sources.

Smokehouse Branch, from the Martin Place, to its source.

South Fork of Big Clear Creek, from the Martin Place to its source.

Little Laurel Creek, with all its tributaries, from the concrete county bridge in Nicholas County, to its source in Greenbrier county.

Big Laurel Creek, with all its tributaries, from the forks in Nicholas County, to its source in Greenbrier County.

The north fork of Cherry River, with all its tributaries from the point where Bear Run empties into said stream in Nicholas County, to its source.

South Fork of Cherry River, from the point where Cold Knob Fork empties into said stream in Nicholas County, to its source in Greenbrier County, including all its tributaries.

The North fork of Anthony's Creek, from Neola, to its source.

# STATE GAME REFUGE

# HUNTING IS UNLAWFUL

WHEREAS, under and by virtue of section 8 of Chapter 116 of the Acts of the Legislature, 1921, Regular Session, the Game and Fish Commission of West Virginia, is authorized and empowered, with the consent of the owner or owners of any land in this State to set the same, or any part thereof, aside as a game refuge for the propagation or protection of wild game animals and wild birds or fowl; and,

WHEREAS, the Commission deems it expedient that the lands included within the boundaries hereinafter set forth be designated and set aside as a game refuge for the propagation and protection of the wild game animals and wild birds or fowl thereon, or which may hereafter come or be placed thereon, and having secured the consent of the owners of the land within said boundaries for this purpose.

It is, therefore, ordered, that on and after DECEMBER 8th, 1922, and until a period of TEN years from that date shall have elapsed, the lands enclosed within the following designated boundary lines shall be set aside and maintained as a game refuge for the propagation and protection of any wild game animals, wild birds or fowl which may be upon said lands, that is to say, the lands bounded and described as follows, to-wit:

A TRACT OF LAND CONTAINING APPROXIMATELY FOUR THOUSAND ACRES, (4000) SITUATE NEAR TERRA ALTA, PRES-  
TON COUNTY, WEST VIRGINIA, AND BOUNDED AS FOLLOWS: *BEGINNING*, AT A POINT WHERE THE CRANESVILLE ROAD  
LEAVES THE STATE HIGHWAY AT THE EASTERN SIDE OF THE VILLAGE OF TERRA ALTA, WEST VIRGINIA, AND RUNNING  
THENCE, WITH SAID CRANESVILLE ROAD, NORTHWARD ABOUT ONE AND A HALF MILES TO THE OAK GROVE ROAD;  
THENCE WITH SAID OAK GROVE ROAD ABOUT ONE-HALF MILE TO A ROAD LEADING TO THE BRANDONVILLE PIKE;  
THENCE WITH SAID ROAD TO THE POINT WHERE IT CROSSES SNOWY CREEK, NEAR THE RESIDENCE OF J. ALLEN DODGE;  
THENCE UP SAID SNOWY CREEK TO THE LAND OF D. W. SEAL, AND WITH HIS WEST AND NORTH BOUNDARY LINES TO  
THE OAK GROVE ROAD, THENCE WITH SAID ROAD TO THE BURCHINAL ROAD, AND WITH SAID ROAD TO THE MARYLAND-  
WEST VIRGINIA BOUNDARY LINE, THENCE SOUTH WITH SAID STATE LINE TO THE OLD STATE ROAD, AND WITH SAID  
ROAD TO THE IMPROVED STATE HIGHWAY; THENCE WITH SAID HIGHWAY TO THE BEGINNING.

During the time aforesaid for which said designated boundary of land so set aside as a Game Refuge is maintained as such, no person shall hunt, pursue, kill or catch thereon any wild game or non-game animals, or any wild birds or fowl.

The Chief Game Protector, and all other game protectors, Sheriff, Deputy Sheriffs, Constables, and state police having jurisdiction over the tract of land herein set aside as a Game Refuge, are hereby ordered to enforce the provisions of this order in the same manner as the laws relating to forestry, game and fish are enforced, and the public generally is notified hereby, that by virtue of the law in such cases made and provided, anyone violating the provisions of this order by hunting, pursuing, killing or catching on said land while so set aside a Game Refuge, any wild game or non-game animals or wild birds or fowl, upon conviction, shall be punished by a fine of not less than ten, nor more than one hundred dollars or by confinement in jail not less than ten nor more than one hundred days, or by both fine and imprisonment within the limitations aforesaid, for, each offense.

GAME AND FISH COMMISSION OF WEST VIRGINIA.

# STATE FISH REFUGE

# FISHING

## In This Stream Is Unlawful

WHEREAS, under and by virtue of Section 38 of Chapter 116 of the Acts of the Legislature 1921, Regular Session the Game and Fish Commission of West Virginia, is authorized and empowered to suspend and prohibit for certain and definite fixed periods the catching of fish in any stream or parts of streams in this State, and

WHEREAS, the Commission deems it expedient that fishing be suspended and prohibited in the streams hereinafter designated and that said streams should be closed against all fishing for a certain definite period of time.

It is therefore ordered that on and after the first day of February, 1922, and until a period of three years from that date shall have elapsed, the following designated streams shall be closed against all fishing, and that fishing therein shall be suspended and prohibited for the period aforesaid, that is to say the following streams situate in POCAHONTAS..... County, to-wit:

**SOUTH FORK OF CHERRY RIVER FROM THE POINT WHERE COLD KNOB FORK EMPTIES INTO SAID STREAM IN NICHOLAS COUNTY, TO ITS SOURCE IN GREENBRIER COUNTY, INCLUDING ALL ITS TRIBUTARIES.**

During the time aforesaid for which designated streams are closed against fishing, no person shall fish for, pursue, catch or kill any fish in said streams so closed.

The Chief Game Protector and all other game protectors, sheriffs, deputy sheriffs, constables and state police having jurisdiction over said streams herein closed against fishing, are hereby ordered to enforce the provisions of this order in the same manner as the laws relating to forestry, game and fish are enforced, and the public generally are notified hereby, that by virtue of the law in such cases made and provided, anyone violating the provisions of this order by fishing for, catching or killing any fish in said streams herein before designated upon conviction, shall be punished by a fine of not less than ten nor more than one hundred dollars, and may be confined in the County jail for the period of 60 days or both, by such fine and imprisonment.

GAME AND FISH COMMISSION OF WEST VIRGINIA.

Atteste: B. G. DUNKLE, Clerk.

# **Department of Public Safety**

## **West Virginia State Police**

**Charleston, West Virginia**

**The Department of Public Safety was created for the purpose of maintaining law and order in the State of West Virginia, and in conformity therewith this Department will lend every assistance to the Game and Fish Commission of West Virginia in the enforcement of the Game and Fish laws. All members of said Department are hereby directed to arrest all persons violating the laws with respect to Forest, Game and Fish.**

**JACKSON ARNOLD,**

**SUPERINTENDENT.**

# **NOTICE OF REWARD**

The undersigned, Game and Fish Commission of West Virginia, will pay the sum of Fifty (\$50.00) Dollars to any person who will furnish evidence leading to the arrest and conviction of any person or persons discharging dynamite or other explosives in the streams of this state in violation of law.

Charleston, W. Va.  
October 1st., 1922.

GAME & FISH COMMISSION OF  
WEST VIRGINIA



## INDEX.

---

Amount received from licenses.....	26
Copy of schedule used in locating game protectors.....	31
Fish Refuges .....	17
Forest Protection .....	20
Fish hatched and planted by Commission.....	17
Fish distributed by U. S. Government.....	27
Game Refuges .....	12
Letter of Transmittal .....	3
List of Officers .....	7
List of Forest Protectors.....	6
List of Closed Streams.....	32
Statement of Prosecutions.....	30
Table showing distribution of pheasants.....	18
Table showing number of forest fires.....	24
Table showing number of turkeys killed.....	30
Table showing number of wild cats killed.....	31
Recommendations .....	23





















FOURTEENTH  
ANNUAL REPORT

OF THE

**INSURANCE DEPARTMENT**  
AUDITOR'S OFFICE

OF THE

**State of West Virginia**

---

1922

---

**JOHN C. BOND**  
Auditor and Ex-Officio Insurance Commissioner



TRIBUNE PRINTING CO., CHARLESTON, W. VA.



# INSURANCE REPORT

## FOR THE

### YEAR ENDING DECEMBER 31, 1921

---

*STATE OF WEST VIRGINIA,  
Auditor's Office,  
Insurance Department.*

Charleston, W. Va., April 1, 1922

*Hon. Ephriam F. Morgan,  
Governor of West Virginia.*

*Sir:*-In compliance with Section 6 of Chapter 34 of the code of 1916, I beg to submit herewith the Fourteenth Annual Report of the Insurance Department.

#### ANALYSIS OF REPORT

#### FIRE AND FIRE AND MARINE

On December 31, 1921, one West Virginia company, one hundred and forty-five United States companies outside of West Virginia, and sixty-nine of foreign countries reported to this Department that they transacted business in this State during the year, making a total of two hundred and fifteen companies, not including the farmers' mutual co-operative fire insurance companies of this State. The aggregate business transacted in this State by the above companies, also shown in detail in statistical tables Nos. VI and VII is as follows:

Net Risks .....	\$724,608,446.87
Net premiums received.....	7,718,825.94
Net losses paid.....	4,389,402.88
Net losses incurred.....	4,265,449.69

Ratio of losses incurred to premiums collected is 55.26%.

The following domestic fire insurance companies of other states were admitted to the State during 1921 and to April 1, 1922:

Great Lakes Insurance Company, Chicago, Ill.  
Great Western Fire Insurance Company, Chicago, Ill.  
Merchants Fire Insurance Company, Denver, Colo.  
Northwestern Mutual Fire Association, Seattle, Wash.  
Stuyvesant Insurance Company, New York, N. Y.  
Superior Fire Insurance Company, Pittsburg, Pa.  
United States Lloyds, Incorporated, New York, N. Y.

The following fire insurance companies of foreign countries were admitted to the State during 1921 and to April 1, 1922:

LaCubana Compania Nacional De Seguros, Havana, Cuba.  
Osaka Marine and Fire Insurance Company, Ltd., Osaka, Japan.  
State Assurance Company, Ltd., Liverpool, England.

The following domestic companies ceased to do business in this State during the year 1921 and to April 1, 1922.

Columbia Insurance Company, Dayton, Ohio. Withdrew January 1, 1922  
National American Fire Insurance Company, Omaha, Neb. Withdrew July 1, 1921.

Peninsular Fire Insurance Company of America, Grand Rapids, Mich. In hands of receiver, not relicensed.

Washington Marine Insurance Company, New York, N. Y. Withdrew January 1, 1922.

The Western Insurance Company, Pittsburg, Pa. Withdrew January 1, 1922.

The following fire companies of foreign countries ceased to do business in this State during the year 1921 and to April 1, 1922:

City Equitable Fire Insurance Company, Ltd., London, England. Not relicensed.

Jakor Insurance Company, Moscow, Russia. Withdrew January 1, 1922, reinsured in Anchor Insurance Company.

Norske Lloyd Insurance Company, Ltd., Christiania, Norway. Not relicensed.

Union Marine Insurance Company, Ltd., Liverpool, England. Withdrew January 1, 1922.

#### *FARMERS MUTUAL CO-OPERATIVE COMPANIES*

As shown by Table XI, fifteen farmers' mutual co-operative companies, chartered in West Virginia, and doing business in this State only, received in assessments, premiums and policy fees, \$132,156.67, paid losses amounting to \$76,839.32, and at the end of the year 1921 carried risks amounting to \$40,273,003.34.

#### *LIFE*

On December 31, 1921, two West Virginia companies and sixty-five life companies of other states reported to this department as having transacted business during 1921. The aggregate business transacted by these companies during the year, as shown in detail by Table VIII, is as follows:

Policies issued during the year . . . . .	\$ 98,939,490.09
Premiums . . . . .	12,641,173.13
Losses . . . . .	2,599,231.39
Insurance in force at end of year . . . . .	398,541,325.60

Loss ratio . . . . . 20.56

The following life insurance companies were admitted to West Virginia during 1921 and to April 1, 1922:

Security Life and Trust Company, Greensboro, N. C.  
Bankers Reserve Life Company, Omaha, Neb.

#### ASSESSMENT LIFE

On December 31, 1921, one assessment life company reported having the following business in West Virginia during 1921:

Risks written.....	\$18,000.00
Premiums received.....	4,824.08
Losses incurred.....	1,000.00
Business in force at end of year.....	182,000.00

#### MISCELLANEOUS COMPANIES

On December 31, 1921, two West Virginia companies and seventy-five companies of other States and foreign countries transacting lines of insurance other than fire and life, reported to this Department as having transacted business during the year. A detailed statement of premiums received and losses incurred by said companies will be found in Table IX of this report. These companies did an aggregate business as follows:

Premiums received.....	\$3,020,092.36
Losses paid.....	1,062,597.25
Loss ratio.....	35.12%

The following miscellaneous companies were admitted to West Virginia during 1921 and to April 1, 1922:

Ohio Casualty Insurance Company, Hamilton, Ohio.  
Sessions Loan and Trust Company, Marietta, Ga. (Annuity Bonds)

The following miscellaneous companies retired from the State during 1921 and to April 1, 1922:

Equitable Accident Company, Boston, Mass. Withdrew Jan. 1, 1922—  
Reinsured in Masonic Protective Asso.  
American Indemnity Company, Galveston, Texas. Withdrew Jan. 1, 1922.

#### FRATERNAL

On December 31, 1921, two West Virginia fraternal societies and fifty-one foreign societies reported to this department as having transacted business during the year. The aggregate business reported by these societies, as shown by Table X, is as follows:

Insurance written.....	\$12,644,071.00
Premiums received.....	1,333,464.63
Losses incurred.....	495,451.20
Insurance in force at end of year.....	79,558,238.63

The following fraternal societies were admitted during 1921 and to April 1, 1922:

Western Mutual Life Association, Los Angeles, Cal. Temporary certificate for organization granted to the following:

European-American Fraternal Society, Wheeling, W. Va.

Tri-National Beneficiary Society, Clarksburg, W. Va.

### SUMMARY

The following summary shows the number and class of authorized companies, the business written, premiums received and losses incurred during 1921:

No.	Class	Business Written	Premiums Received	Losses Incurred
146	American Fire...	\$574,704,869.87	\$5,872,837.78	\$3,492,379.36
69	Foreign Fire.....	149,903,577.00	1,845,988.16	1,173,070.33
67	Life.....	98,939,490.09	12,641,173.13	2,599,231.39
1	Assessment.....	18,000.00	4,824.08	1,000.00
77	Miscellaneous.....		3,020,092.36	1,062,597.25
53	Fraternal.....	12,644,071.00	1,333,464.63	495,451.20
15	Farmers Mutuals.	9,265,571.00	132,156.67	76,839.32
Totals.....		\$845,475,578.96	\$24,850,536.81	\$8,900,568.85

### EXAMINATIONS

No domestic insurance companies were examined by the insurance Department, either alone or in conjunction with any other Department, from May 1st, 1921, to April 1st, 1922, as nearly all the West Virginia companies were examined in 1920.

### REVIEW

The following statistical tables contain valuable information pertaining to the Insurance Department and the insurance companies licensed to do business in West Virginia. They review as far as possible the insurance business in West Virginia from 1871 to 1921 inclusive:



### INSURANCE DEPARTMENT RECEIPTS

Statements by years of the taxes paid to the State of West Virginia by insurance companies from 1871 to 1921 inclusive. The large increase in 1908 was occasioned by a change in the law requiring companies to pay a tax of two per cent. on premiums receipts, instead of tax on the amount of risks written:

1871.....\$	1,164.20	1897.....\$	22,880.90
1872.....	947.36	1898.....	23,997.18
1873.....	307.63	1899.....	29,361.81
1874.....	5,216.85	1900.....	33,839.65
1875.....	5,772.62	1901.....	42,403.42
1876.....	6,107.70	1902.....	35,799.17
1877.....	4,902.57	1903.....	41,238.70
1878.....	4,309.49	1904.....	47,485.14
1879.....	4,506.17	1905.....	50,675.35
1880.....	4,718.34	1906.....	52,126.81
1881.....	4,450.98	1907.....	54,556.45
1882.....	3,820.70	1908.....	110,975.91
1883.....	4,857.37	1909.....	112,133.56
1884.....	5,539.99	1910.....	115,925.18
1885.....	6,268.60	1911.....	125,642.89
1886.....	6,893.45	1912.....	132,978.42
1887.....	6,870.73	1913.....	153,780.41
1888.....	8,263.49	1914.....	158,610.12
1889.....	9,129.55	1915.....	165,553.68
1890.....	12,177.26	1916.....	175,420.41
1891.....	14,071.96	1917.....	193,616.16
1892.....	16,147.48	1918.....	235,666.59
1893.....	17,595.31	1919.....	273,827.68
1894.....	19,589.31	1920.....	321,978.60
1895.....	19,736.31	1921.....	418,634.06
1896.....	21,812.09		
		Total.....	\$3,344,285.76

Prior to March 4, 1905, all license fees paid by insurance companies for the privilege of doing business in this State accrued to the Auditor as a part of his compensation for performing the duties of his office. It is, therefore, impossible to give the amounts paid on this account for the years preceding that date. The following fees have been collected from insurance companies and paid into the State Treasury since March 4, 1905:

1905.....\$	6,307.50	1913.....\$	48,171.50
1906.....	26,342.50	1914.....	50,892.60
1907.....	31,076.00	1915.....	49,738.50
1908.....	33,950.65	1916.....	48,116.75
1909.....	35,909.42	1917.....	47,728.50
1910.....	39,286.47	1918.....	44,965.75
1911.....	42,805.57	1919.....	49,942.63

1912.....	44,737.23	1920.....	56,022.00
		1921.....	63,121.25

The Legislature of 1905 enacted a law requiring all foreign corporations to appoint the Auditor attorney to accept service of process, which law, also, provided a fee of \$10.00 per annum to be paid by such corporations into the State Treasury. The following has been paid by insurance companies since May 1, 1905:

1905.....\$	1,820.00	1913.....\$	2,931.67
1906.....	2,240.00	1914.....	2,931.00
1907.....	2,316.00	1915.....	2,917.00
1908.....	2,560.00	1916.....	3,012.00
1909.....	2,130.00	1917.....	3,061.00
1910.....	2,790.00	1918.....	3,157.00
1911.....	3,416.23	1919.....	3,338.00
1912.....	3,023.00	1920.....	3,743.00
		1921.....	3,947.00

#### EXPERIENCE OF INSURANCE COMPANIES IN WEST VIRGINIA

Statement showing the amount of risks written, premiums received and losses paid in West Virginia by the Fire Insurance Companies authorized to transact business in the State from 1882 to 1921 inclusive:

#### FIRE

Year	Risks Written	Premiums Received	Losses Paid
1882.....\$	14,713,224.00	\$ 153,958.00	\$ 93,291.00
1883.....	16,040,022.00	230,343.00	118,586.00
1884.....	17,769,319.00	198,366.00	104,603.00
1885.....	15,316,808.00	170,055.00	132,640.00
1886.....	15,856,867.00	172,830.00	129,976.00
1887.....	12,298,778.00	144,110.00	94,098.00
1888.....	19,587,212.00	181,823.00	91,027.00
1889.....	19,915,508.00	241,533.00	135,504.00
1890.....	22,758,275.00	227,748.00	127,214.00
1891.....	22,859,873.00	283,737.00	121,963.00
1892.....	24,901,822.00	321,405.00	163,321.00
1893.....	28,607,457.00	253,512.00	288,836.00
1894.....	26,705,299.00	345,247.00	168,906.00
1895.....	29,102,414.00	397,006.00	214,608.00
1896.....	32,182,295.00	426,169.00	188,906.00
1897.....	47,460,791.00	609,588.00	348,397.00
1898.....	48,600,036.00	635,107.00	305,250.00
1899.....	53,339,404.00	665,424.00	393,516.00
1900.....	63,954,390.00	819,389.00	523,229.00
1901.....	69,540,012.00	948,470.00	696,381.00

1902.....	77,366,561.00	1,176,051.00	718,850.00
1903.....	84,620,617.00	1,416,957.00	471,658.00
1904.....	90,298,491.00	1,542,782.00	717,770.00
1905.....	106,588,891.00	1,778,929.00	758,338.00
1906.....	122,609,236.00	1,954,920.00	712,113.00
1907.....	161,301,916.00	2,255,884.00	1,078,956.00
1908.....	127,810,690.00	2,223,411.00	1,243,215.00
1909.....	140,617,222.00	2,311,133.00	1,109,250.00
1910.....	150,316,609.00	2,386,587.00	1,287,264.00
1911.....	160,775,925.00	2,496,777.00	1,465,452.00
1912.....	177,702,864.00	2,656,871.00	1,711,803.07
1913.....	194,062,843.00	2,798,361.00	1,471,470.57
1914.....	199,063,885.00	2,888,838.00	1,606,984.00
1915.....	210,729,041.83	3,014,499.34	1,254,302.51
1916.....	225,826,044.24	3,141,793.33	1,354,517.44
1917.....	322,651,573.33	4,217,649.89	2,157,052.70
1918.....	386,076,684.00	5,339,687.95	3,199,987.51
1919.....	466,539,636.26	5,815,448.55	2,499,160.58
1920.....	731,922,040.48	8,231,864.26	3,602,485.79
1921.....	724,608,446.87	7,718,825.94	4,389,402.88

Statement showing the amount of risks written, premiums collected and losses incurred in the State of West Virginia by the legal reserve Life Insurance Companies authorized to transact business in the State from 1891 to 1921, both inclusive; also the amount of insurance in force at the end of each of the years 1903 to 1921, both inclusive.

#### LIFE INSURANCE COMPANIES

Year	In Force	Risks Written	Premiums Collected	Losses Incurred
1891.....	\$.....	\$3,591,605.18	\$468,629.96	\$164,057.79
1892.....	.....	2,804,531.24	400,738.29	90,838.91
1893.....	.....	4,964,077.16	590,506.94	168,428.66
1894.....	.....	7,797,239.76	646,521.64	71,525.44
1895.....	.....	7,335,554.04	678,162.30	170,844.14
1896.....	.....	7,610,053.35	726,103.83	215,116.56
1897.....	.....	9,661,665.30	787,953.01	293,278.55
1898.....	.....	11,407,598.04	907,291.97	272,905.56
1899.....	.....	14,877,674.22	1,133,857.70	318,108.01
1900.....	.....	14,149,291.83	1,346,557.24	407,695.78
1901.....	.....	16,374,312.18	1,587,520.25	315,896.87
1902.....	.....	19,721,514.71	1,814,955.10	583,660.77
1903.....	62,364,610.88	16,441,138.68	2,231,220.55	846,651.64
1904.....	63,716,146.79	16,918,675.97	2,569,030.40	610,269.20
1905.....	77,147,609.00	16,027,162.00	2,705,050.07	599,425.26
1906.....	82,441,970.00	17,441,324.00	2,876,345.75	831,581.64
1907.....	88,382,900.00	18,681,275.00	2,925,082.87	796,852.00
1908.....	89,074,945.00	16,605,855.00	3,097,125.27	1,018,448.97

1909.....	97,585,671.00	20,661,791.00	3,185,117.98	963,441.75
1910.....	111,061,897.00	22,089,531.00	3,459,960.69	966,258.65
1911.....	121,741,443.00	25,132,208.00	3,833,712.58	939,654.11
1912.....	134,586,570.00	27,839,392.00	4,202,796.74	1,123,908.52
1913.....	148,809,598.00	31,154,420.00	4,595,836.02	1,071,973.95
1914.....	161,600,394.00	32,360,037.00	4,920,563.49	1,253,506.90
1915.....	174,266,720.00	36,722,275.00	5,419,410.07	1,615,021.19
1916.....	190,568,685.00	40,958,692.00	5,844,522.45	1,520,438.83
1917.....	214,504,295.00	47,387,758.00	6,704,492.80	1,628,598.26
1918.....	240,725,063.00	50,845,929.00	7,452,233.66	2,920,059.66
1919.....	285,339,249.06	76,666,876.49	9,098,182.78	2,365,926.85
1920.....	346,853,165.25	98,699,263.09	10,954,440.22	2,895,912.60
1921.....	398,541,325.60	98,939,490.09	12,641,173.13	2,599,231.39

Statement showing the amount of risks written, premiums received and losses paid in the State of West Virginia by the Mutual Assessment Life and Accident Insurance companies authorized to transact business in the State from 1898 to 1921, both inclusive.

#### ASSESSMENT LIFE

Year	Risks Written	Premiums Received	Losses Incurred
1898.....	\$3,209,977.50	\$103,626.46	\$50,368.58
1899.....	2,302,111.00	83,059.97	42,358.26
1900.....	1,817,644.00	45,556.29	36,562.52
1901.....	2,114,411.00	57,331.64	42,008.94
1902.....	661,575.00	25,731.97	29,082.91
1903.....	3,281,230.00	35,495.66	16,191.82
1904.....	1,002,990.00	32,181.05	9,938.13
1905.....	*274,000.00	4,526.28	2,000.00
1906.....	*239,000.00	8,919.95	5,000.00
1907.....	*254,000.00	17,844.50	2,000.00
1908.....	*388,000.00	19,844.65	21,000.00
1909.....	*533,000.00	21,345.89	6,000.00
1910.....	*478,000.00	18,670.36	17,000.00
1911.....	*15,000.00	7,619.35	1,500.00
1912.....	*83,000.00	7,275.79	4,750.00
1913.....	*8,000.00	7,253.65	11,000.00
1914.....	*64,125.00	6,710.98	9,000.00
1915.....	*32,000.00	3,805.68	2,000.00
1916.....	*9,000.00	3,793.29	4,000.00
1917.....	*30,000.00	3,545.08	7,000.00
1918.....	*26,000.00	4,161.31	None
1919.....	36,000.00	4,872.46	4,000.00
1920.....	None	4,623.28	None
1921.....	18,000.00	4,824.08	1,000.00

\*Life only. The Legislature of 1905 passed a law prohibiting the admission of assessment companies other than life.

*MISCELLANEOUS*

Statement showing the amount of premiums received and losses incurred in the State of West Virginia by the Insurance companies authorized to transact Accident, Health and Miscellaneous Casualty lines in the State from 1894 to 1921, both inclusive:

Year	Premiums Received	Losses Incurred
1894.....	\$ 45,203.13	\$ 24,607.78
1895.....	66,251.73	47,448.60
1896.....	47,791.66	28,404.36
1897.....	51,127.68	17,089.01
1898.....	61,338.47	15,964.50
1899.....	69,241.81	16,584.63
1900.....	114,562.59	40,869.52
1901.....	194,685.00	104,529.40
1902.....	228,673.97	83,191.09
1903.....	356,221.54	119,856.91
1904.....	336,770.78	118,226.97
1905.....	456,421.57	186,760.94
1906.....	518,364.54	172,966.94
1907.....	692,004.24	244,002.46
1908.....	652,266.67	275,496.76
1909.....	766,224.01	363,301.46
1910.....	965,230.36	384,129.19
1911.....	934,324.85	428,443.50
1912.....	1,148,789.41	465,143.94
1913.....	1,162,005.68	507,064.25
1914.....	972,155.01	427,754.60
1915.....	981,254.49	414,565.70
1916.....	1,297,556.82	499,710.60
1917.....	1,488,621.80	554,535.08
1918.....	1,591,956.68	594,549.24
1919.....	1,842,391.50	673,844.78
1920.....	2,523,400.87	752,020.24
1921.....	3,020,092.36	1,062,597.25

**RECEIPTS AND DISBURSEMENTS OF WEST VIRGINIA  
INSURANCE DEPARTMENT FOR 1921**

*Receipts*

Month	Fees	State Tax	Fire Marshal Tax
January.....	\$ 2,159.00	\$ 26,065.37	\$ 33.08
February.....	27,840.75	220,964.87	14,178.14
March.....	18,556.25	157,460.99	23,790.85
April.....	1,876.00	13,976.03	1,524.42

May.....	1,746.75	28.24	6.98
June.....	1,599.25	86.96	.....
July.....	1,647.00	51.60	12.90
August.....	1,593.25	.....	.....
September.....	1,601.00	.....	.....
October.....	1,780.00	.....	.....
November.....	1,529.00	.....	.....
December.....	1,193.00	.....	.....
Total.....	\$ 63,121.25	\$ 418,634.06	\$ 39,546.37
Statutory Attorney Fees.....			3,947.00
Grand Total.....			\$ 525,248.68

*Disbursements*

Month	Salaries	Traveling Expense	Miscellaneous
January.....	\$ 1,010.00	\$ 115.29	\$ 28.00
February.....	1,137.50	138.14	8.45
March.....	930.76	154.67	.....
April.....	885.00	154.39	1.59
May.....	460.00	.....	.....
June.....	375.00	.....	.....
July.....	925.00	90.10	.....
August.....	1,122.25	.....	948.90
September.....	825.00	205.54	367.27
October.....	825.00	172.39	181.00
November.....	825.00	.....	.....
December.....	825.00	167.61	8.60
Total.....	\$ 10,145.51	\$ 1,198.13	\$ 1,543.81
Grand Total.....			\$ 12,887.75

*GENERAL REMARKS*

The business of the Insurance Department of the State of West Virginia has grown by leaps and bounds during the past fifteen years.

Since the formation of the Insurance Department of the Auditor's Office in 1905, the income from this department in taxes has grown from \$58,802.85 in 1905 to \$462,127.43 at the close of 1921. In 1905 about 180 companies were admitted to do business in the state and in 1921 the Insurance Department had jurisdiction and supervision over 428 companies of various kinds. In spite of the large increase in taxes and the work of this office, the expenses of the office have been kept down to a minimum, so that the expenses for 1921 of the Insurance Department were only \$12,887.75. This is only about one-third of the expense of other states doing the same amount of business. The 428 companies in 1921 did an increasing business over 1920 and employed

over 10,000 agents in the state. The 215 United States and foreign fire companies in 1921 wrote \$724,608,446.87 of insurance on property in West Virginia. Their premiums collected were \$7,718,825.94 and their losses incurred were \$4,265,449.69, making a loss ratio of 55.26%. This was an increase in the loss ratio over 1920 of 8%. This increase in the loss ratio, however, was not peculiar to the State of West Virginia, but seemed to be general throughout the United States during the year 1921. The life companies in this state wrote \$98,939,490.09 and the fraternal companies wrote \$12,644,071.00 of insurance on the lives of the citizens of West Virginia in 1921. This was approximately \$1,000,000.00 less than in 1920, but the premiums collected were larger than in 1920 by almost \$2,000,000.00 and the losses of both life and fraternal companies were less than in 1920, averaging only 20.56% for the life companies. The mortality of the life companies was therefore, very favorable in 1921 and they had a very successful year.

The miscellaneous companies, including casualty, fidelity and surety, received \$3,020,092.36 in premiums, being an increase of nearly \$500,000.00, and paid losses of \$1,062,597.25 or a loss ratio of 35.12%. This was a good showing and was the largest business written by this class of companies in this state, so that all of the companies of various kinds had a net increase in the volume of business and in premiums collected over 1920, making it the largest year in the history of insurance in this state. This naturally imposed heavy duties and responsibilities on this department in supervising these companies and safe-guarding the interests of the insuring public and looking after the licensing and the supervision of their large agency force.

While fire insurance companies wrote a slightly smaller business than in 1920 and collected less premiums, the large loss ratio did not allow them to make any money from their business in this state, and as long as the loss ratio is as large as it is, we cannot look for lower rates. Fire companies paid for losses in West Virginia in 1921 \$4,389,402.86, but this does not represent more than three-fourths value of the insurance loss and does not represent the loss on un-insured property or under-insured property; so that the fire loss in this state for 1921 was in excess of \$7,000,000.00. This is an enormous annual loss to the property of this state; and when you consider that 75% of it is due to carelessness and could be avoided, it seems little short of a crime. Under the laws enacted by the Legislature of 1921, text books have been introduced by the Fire Marshal Department into our public schools to teach fire prevention, and the Fire Marshal's Department has been very active in co-operating with the various fire departments of the cities and towns of the state to eliminate as far as possible the hazards incident to accumulation of trash and dilapidated structures. We confidently look, therefore, in the future to see an improvement in the fire loss in this state. When the public is aroused to the fact that their insurance rates depend upon the fire loss in this state and that they can prevent the same by ordinary care, they will see that it is to their interest to prevent fires and guard against them.

Life insurance companies had the most favorable year in 1921 in the history of the state. While the volume of business written was not as large as in 1920, yet the premiums collected were nearly \$2,000,000.00 more and the losses paid were less than in 1920; and there is now in force in this state nearly \$400,000,000.00 of insurance on the lives of the people. The gradual

improvement of the business in the country has increased the value of the stocks and bonds held by life companies and has greatly helped to increase their assets and to stabilize their reserves. The mortality experience of 1921 has been the most favorable in the United States and in West Virginia of any year in the history of life insurance, so much so, that many of the actuaries of life companies are holding that these conditions are due to improved methods and that human life is lengthening. If business conditions continue to improve during 1922, I see no reason why life companies ought not to do an increasingly large and profitable business in this state.

Fraternal companies had a more successful year in 1921 than even in 1920. While they wrote a little less business than in 1920, yet the premiums received were larger and they also had a very favorable mortality record and they have approximately \$80,000,000.00 of insurance written on the lives of the citizens of this state. Nearly all of these fraternal have readjusted their rates under the Mobile law, and their valuation reports for 1921 show a higher percentage of assets to liabilities and indicate that these fraternal are all reaching a sound business basis. Four or five larger fraternal have taken advantage of the Act of 1919, permitting the writing of juvenile insurance, and, so far as the Department can ascertain, the writing of this class of insurance seems to be a success, and the fraternal are keeping it separately, both as to their income and reserves, so that they are safeguarding it in every way. The bill known as the Richmond Bill has been suggested in Virginia and has been advocated before the Convention of National Insurance Commissioners which would require fraternal companies to segregate their assets and have separate funds for different classes of policies and ages of their members. This would in effect place fraternal upon the same basis as life insurance companies. We do not advocate this bill for West Virginia, as it seems to us that it does away with the fraternal feature of these companies and does not allow the younger members to help to bear the infirmities of the older. This would not be "Fraternalism" as we understand it.

Casualty and miscellaneous companies, including fidelity and surety companies, show a distinct gain in the volume of their business of nearly a half million dollars for 1921. This class of business is growing rapidly both in health and accident insurance and in various other lines, including automobile and surety bonds. More contested claims come before this department from this class of insurance than all of the others combined, as so many claims arise from health and accident policies. While this department does not act as a court, nor attempt to pass upon claims of this character, we have used our good offices to act as a friend of both parties and have helped to adjust a great number of these claims to the satisfaction evidently of all parties concerned. The greatest trouble arises from the fact that so many of these policies are cheap and limited, which cover only certain kinds of accidents or diseases and a policy holder does not understand this when he buys them.

We believe the agency force of the companies in this state will rank as high in character as those of any other state in the union. Few charges have been filed against agents, and none have been tried during the past year for delinquency. A number of complaints have arisen by companies against agents for failure to settle for the premiums collected by them and



this is undoubtedly due to a lax system which has grown up in this state and other states by allowing credits for insurance to run along for an indefinite time without cancelling the policies. An effort is being made in this state among the insurance agents themselves, through their associations, to remedy some of these evils. There ought to be a law in this state making it embezzlement or grand larceny specifically for an agent to fail to remit balances due to his company and to keep and convert the same to his own use.

The new laws passed by the Legislature of 1921 have now been in full force and effect for nearly one year and have been very successful. The law permitting fidelity and surety companies to qualify without making a special deposit, providing they have a paid up capital of over \$600,000.00, has brought into the state some seven or eight additional strong fidelity and surety companies, thus increasing the competition in that line.

The non-resident broker's law has been very successful, and during the year ending February 28th, 1922, ninety-three brokers qualified under said law, and paid \$1,121.67 in fees. The year 1922 will show an increase in the number of these brokers and in the amount of fees received. It has eliminated the business that has been written in the past by these brokers without qualification and without the business having been brokered to a West Virginia agent and he receiving his share of the commission.

Considerable controversy arose over the amendment to Section 73 in regard to the 2% tax to be paid by all foreign Insurance companies doing business in this state. The Legislature of 1921 stated that all such companies "should pay a sum equal to 2% of the gross premiums received by them on the business written or renewed in this state, less premiums returnable for cancellation, and including any so-called dividends on participating life insurance policies actually applied in the reduction of premiums." For years life companies have insisted that they should not pay this 2% tax on dividends allowed their policy holders in the reduction of premiums. They also insisted that it was the intention of Chapter 129 of the Acts of 1921, Section 73, not to include these dividends. The Act, however, passed by the Legislature of 1921 specifically included these dividends and we have collected the 2% tax thereon, although many of the life companies have paid the same under protest. We feel that the law should remain as it is, and that, inasmuch as insurance companies no longer pay an excise tax in this state, these dividends which they keep as a part of the premiums due on policies in this state are a part of their gross premiums each year and should be taxed.

Closer supervision has been exercised by the department this year over the rate making associations doing business in this state, and Chapter 149 of the Acts of 1921 has helped us in so doing. There can still be great improvement along these lines. Considerable complaints have been made to this office about the high rates in unprotected towns and villages and on outlying risks; but in view of the loss ratio and the experience of fire companies, there is not much hope of reducing the rates until fires are less frequent in the state. Prompt investigation is made in every case where discrimination is claimed or where rates are held to be oppressive.

The Blue Sky Department was administered as a part of the Insurance Department up to July 1st, 1921, when, on account of the increase of business

in that department and the passage of the amendment of this law, increasing the fees, it was made a separate department under the Auditor's Office, and will be reported separately.

In general, the year of 1921 has been a busy and successful year in the Insurance Department. The public is increasingly using it for information upon all kinds of insurance matters and concerning the adjustment of claims and the stability and character of companies admitted to do business in this state. We trust that the insuring public in the future will make use of this department freely and that we will be able to render the fullest possible service to this growing and increasing branch of business in this state.

Respectfully submitted,

A handwritten signature in black ink, reading "John C. Bird". The signature is written in a cursive style with a large, prominent initial "J".

*Auditor and Ex-Officio Insurance Commissioner.*

TABLE I  
Abstracts from Annual Statements of Fire Insurance Companies of the United States Authorized to Transact Business in the State of West Virginia During the Year 1922.

NAME OF COMPANY	Cash Capital	Gross Income	Gross Disbursements	Admitted Assets	Total Liability Except Capital	Net Surplus
Aetna Insurance Company, Hartford, Conn.	5,000,000.00	23,645,823.97	25,451,714.58	38,894,600.00	24,897,698.86	9,067,900.14
Agricultural Insurance Company, Watertown, N. Y.	1,000,000.00	4,608,177.96	4,619,185.96	7,518,569.03	4,877,682.25	1,640,911.78
Alliance Insurance Company, Philadelphia, Pa.	1,000,000.00	2,400,846.47	2,712,182.21	5,298,445.56	2,627,892.69	1,940,652.96
American Alliance Insurance Company, New York, N. Y.	1,000,000.00	1,584,131.78	1,850,036.69	3,806,498.27	1,583,213.62	1,255,254.65
American Central Insurance Company, St. Louis, Mo.	1,000,000.00	4,962,651.30	4,642,852.36	7,801,757.80	5,083,527.25	1,217,791.78
American Drugists Fire Insurance Co., Cincinnati, Ohio	300,000.00	324,096.18	223,899.47	911,757.86	196,292.11	218,465.75
American Eagle Fire Insurance Company, New York, N. Y.	1,000,000.00	3,869,339.04	2,715,425.05	5,439,507.56	3,196,920.96	1,282,186.60
American Equitable Assurance Company, New York, N. Y.	500,000.00	1,462,971.98	1,920,840.97	2,986,598.08	1,890,087.30	505,751.68
American Fire Insurance Corporation, New York, N. Y.	300,000.00	1,062,879.91	898,218.25	1,478,437.75	795,951.20	379,486.58
American Insurance Company, Newark, N. J.	2,500,000.00	10,294,854.90	9,743,662.54	17,836,367.47	11,725,030.50	3,618,471.47
American National Fire Insurance Company, Columbus, Ohio	500,000.00	718,445.58	690,673.78	1,349,972.15	660,740.07	188,332.08
Automobile Insurance Company of Hartford, Hartford, Conn.	2,000,000.00	11,813,636.17	11,897,971.90	11,970,502.13	8,120,552.52	3,849,949.31
Boston Insurance Company, Boston, Mass.	1,000,000.00	6,833,323.01	7,597,818.85	12,779,164.03	8,426,606.17	3,352,503.86
Buffalo Insurance Company, Buffalo, N. Y.	400,000.00	1,155,319.58	1,100,890.19	3,790,945.39	1,281,869.31	2,08,678.08
Caledonian-American Insurance Company, New York, N. Y.	200,000.00	298,657.91	222,808.85	747,579.58	274,982.57	272,388.37
California Insurance Company, San Francisco, Cal.	1,250,000.00	1,887,788.60	2,125,599.12	3,144,528.55	1,687,134.05	456,384.50
Camden Fire Insurance Association, Camden, N. J.	300,000.00	4,626,691.17	4,732,560.36	7,213,739.48	4,806,582.80	1,57,162.68
Capital Fire Insurance Company, Concord, N. H.	250,000.00	580,721.28	580,774.41	1,301,981.56	669,383.00	332,597.96
Central Fire Insurance Company, Concord, N. H.	250,000.00	1,918,746.86	1,793,389.99	2,229,350.94	1,226,512.65	1,002,888.29
Central Manufacturer's Mutual Insurance Company, Van Wert, Ohio	250,000.00	282,225.37	300,926.93	821,031.91	161,829.42	109,202.49
Central States Fire Insurance Company, Wichita, Kansas	200,000.00	304,806.36	406,132.28	1,078,608.40	983,590.70	285,067.70
Citizens Insurance Company of Missouri, St. Louis, Mo.	600,000.00	593,583.63	781,346.68	1,948,897.76	557,912.59	185,985.17
City Insurance Company of Pennsylvania, Sunbury, Pa.	1,000,000.00	2,071,376.08	1,516,864.56	3,477,512.09	1,890,366.79	627,145.30
City of New York Insurance Company, New York, N. Y.	839,880.00	999,386.21	991,982.27	1,906,068.46	852,288.18	216,200.20
Cleveland National Fire Insurance Company, Cleveland, Ohio	400,000.00	1,321,222.10	1,913,042.80	2,203,062.62	1,188,649.39	614,413.23
Columbia Insurance Company, Jersey City, N. J.	976,675.00	909,314.26	955,520.85	1,943,068.92	889,083.25	76,700.67
Columbian National Fire Insurance Company, Lansing, Mich	241,075.00	456,718.67	558,737.85	1,896,162.69	317,247.67	37,842.02
Commercial Union Fire Insurance Company, New York, N. Y.	200,000.00	1,521,293.57	1,623,827.96	1,968,094.62	1,397,642.31	170,448.31
Commonwealth Insurance Company, New York, N. Y.	500,000.00	2,520,745.03	2,635,707.22	4,421,467.66	2,545,021.82	1,376,446.14
Concordia Fire Insurance Company, Milwaukee, Wis.	750,000.00	3,155,583.63	3,031,902.30	4,710,384.53	3,170,403.86	790,182.67
Connecticut Fire Insurance Company, Hartford, Conn.	1,000,000.00	6,892,509.60	6,913,238.59	12,421,011.66	7,882,827.76	3,588,189.90
Continental Insurance Company, New York, N. Y.	10,000,000.00	22,122,130.34	19,504,461.13	43,889,861.83	21,250,562.72	12,139,299.11
County Fire Insurance Company, Philadelphia, Pa.	500,000.00	674,597.21	323,614.41	1,694,988.91	473,146.44	629,843.47
Des Moines Reinsurance Fire Company, Des Moines, Iowa	300,000.00	367,185.28	458,709.74	630,182.49	302,935.65	27,246.84
Detroit Fire & Marine Insurance Company, Detroit, Mich	500,000.00	1,342,448.18	1,353,711.70	3,296,235.14	1,440,287.66	1,395,980.48
Detroit National Fire Insurance Company, Detroit, Mich	200,000.00	179,378.05	154,760.73	519,212.59	102,834.04	216,378.55
Dixie Fire Insurance Company, Greensboro, N. C.	500,000.00	906,161.14	956,705.80	1,700,020.80	821,851.12	378,195.68
Eagle Fire Insurance Company, Newark, N. J.	400,000.00	895,862.72	842,256.63	1,501,510.67	777,462.56	324,048.11

Equitable Fire Insurance Company, Charleston, S. C.	300,000.00	311,980.58	304,051.38	916,122.00	293,914.78	322,307.31
Equitable Fire & Marine Insurance Company, Providence, R. I.	1,000,000.00	1,255,672.74	1,148,362.32	3,477,728.73	1,186,016.80	1,288,711.93
Eureka Insurance Company, Philadelphia, Pa.	200,000.00	411,946.39	242,175.46	764,577.65	263,065.98	301,521.67
*Farmers Fire Insurance Company, York, Pa.	1,000,000.00	679,471.43	639,454.92	1,536,891.85	763,760.11	771,131.74
Federal Union Insurance Company, Jersey City, N. J.	200,000.00	3,730,533.78	4,386,820.23	5,523,722.98	3,457,869.83	1,065,859.83
Federal Union Insurance Company, Chicago, Ill.	608,150.00	507,633.87	295,593.44	685,471.76	428,928.19	56,443.57
Federated Fire Reinsurance Company, Mason City, Iowa	2,500,000.00	290,102.00	16,997,868.29	15,561,837.54	18,093,329.38	199,137.92
Fidelity-Phenix Fire Insurance Company, New York, N. Y.	1,000,000.00	9,957,432.95	9,767,244.51	16,491,022.19	8,566,500.70	8,566,500.70
Fire Association of Philadelphia, Philadelphia, Pa.	3,000,000.00	16,568,007.14	18,979,154.84	21,871,750.22	11,328,813.96	4,162,208.23
Freman's Fund Insurance Company, San Francisco, Cal.	1,250,000.00	6,104,178.02	6,659,316.45	10,517,442.64	14,558,849.39	4,312,900.83
Freman's Insurance Company, Newark, N. J.	400,000.00	3,064,637.92	3,371,232.50	3,102,599.82	6,426,871.58	2,840,871.06
First Reinsurance Company of New York, N. Y.	500,000.00	2,660,048.75	2,100,257.55	4,251,747.04	3,221,728.41	522,152.24
First Reinsurance Company of Hartford, Hartford, Conn.	1,000,000.00	608,077.86	542,843.95	665,224.55	195,256.50	130,017.63
Fitchburg Mutual Fire Insurance Company, Fitchburg, Mass.	1,000,000.00	3,382,018.53	3,256,536.76	6,941,741.53	4,096,968.06	1,546,854.26
Franklin Fire Insurance Company, Columbus, Ga.	200,000.00	479,877.72	528,808.15	730,216.46	397,300.27	142,825.61
Gard Fire & Marine Insurance Company, Philadelphia, Pa.	1,000,000.00	2,195,886.40	1,720,118.47	4,360,509.25	2,508,684.11	861,855.14
Glen Falls Insurance Company, Glens Falls, N. Y.	1,000,000.00	6,952,352.55	6,731,534.93	10,345,350.17	6,568,981.02	7,776,369.15
Globe National Fire Insurance Company, Sioux City, Iowa	1,000,000.00	1,224,171.82	1,090,643.68	2,333,312.86	1,099,782.57	233,530.31
Globe & Rutgers Fire Insurance Company, New York, N. Y.	700,000.00	26,287,903.73	23,664,413.79	46,632,573.36	33,012,884.04	12,689,689.34
Granite State Fire Insurance Company, Portsmouth, N. H.	200,000.00	1,083,685.53	1,075,197.39	1,950,741.62	1,278,068.03	472,333.59
Great American Insurance Company, New York, N. Y.	10,000,000.00	20,328,715.96	22,225,768.59	42,906,008.87	20,592,997.95	12,213,010.92
Great Lakes Insurance Company, Chicago, Ill.	400,000.00	253,006.57	431,272.78	985,933.75	290,223.18	365,710.37
Great Union Fire & Marine Insurance Company, New Orleans, La.	250,000.00	77,158.31	36,608.47	967,869.66	32,852.79	285,346.87
*Great Western Fire Insurance Company, Chicago, Ill.	400,000.00	683,735.63	50,372.15	761,636.48	39,253.44	325,401.94
Guaranty Fire Insurance Corporation, New York, N. Y.	337,500.00	940,977.00	392,564.80	1,605,079.11	352,157.55	315,421.56
Hanover Fire Insurance Company, New York, N. Y.	1,000,000.00	4,320,368.92	4,521,447.12	6,889,184.53	4,852,347.96	1,036,816.37
Hardware Dealers Mutual Fire Insurance Company, Stevens Point, Wis.	1,000,000.00	1,300,809.28	1,095,885.73	1,262,528.56	905,560.93	446,976.63
Hartford Fire Insurance Company, Hartford, Conn.	4,000,000.00	42,609,783.74	42,432,912.78	56,171,085.44	38,911,772.30	13,259,311.14
Hawkeye Securities Fire Insurance Company, Des Moines, Iowa	1,000,000.00	1,834,762.10	815,419.23	2,846,683.42	341,822.55	525,645.65
Home Fire & Marine Insurance Company of California, San Francisco, Cal.	500,000.00	48,621,876.65	2,190,675.74	2,190,675.74	1,713,716.96	334,966.56
Home Insurance Company, New York, N. Y.	12,000,000.00	962,115.78	1,022,992.69	75,931,531.66	42,967,883.37	20,964,188.31
Hudson Insurance Company, New York, N. Y.	500,000.00	1,238,059.62	1,022,992.69	1,329,307.98	1,329,307.98	701,746.95
Imperial Insurance Company, New York, N. Y.	500,000.00	1,238,059.62	75,784.44	2,405,508.55	1,031,211.47	874,293.08
Indiana Lumbermen Mutual Insurance Company, Indianapolis, Ind.	500,000.00	978,930.42	868,104.82	1,525,930.74	515,100.73	1,070,660.71
Insurance Company of North America, Philadelphia, Pa.	5,000,000.00	25,454,667.51	26,090,003.86	42,356,831.30	24,818,285.75	12,632,535.55
Insurance Company of the State of Pennsylvania, Philadelphia, Pa.	1,000,000.00	2,857,319.91	2,912,183.15	5,038,142.66	3,298,142.66	642,189.66
International Insurance Company, New York, N. Y.	1,000,000.00	4,438,679.86	4,438,291.72	6,398,978.30	3,988,892.98	1,010,376.82
Inter-Ocean Fire Insurance Company, Detroit, Mich.	281,625.00	342,793.93	438,584.72	448,692.40	115,976.99	61,290.41
Inter-State Reinsurance Company, Cedar Rapids, Mich.	500,000.00	713,288.92	385,182.48	1,622,864.14	588,667.01	535,697.13
Iowa National Fire Insurance Company, Des Moines, Iowa	500,000.00	421,452.61	425,830.30	1,220,111.50	454,640.61	274,470.90
Liberty Mutual Fire Insurance Company, St. Louis, Mo.	200,000.00	750,306.95	747,905.63	1,092,702.47	624,837.61	177,844.86
Lumber Mutual Fire Insurance Company, Mansfield, Ohio	475,000.00	1,028,945.92	1,551,688.11	1,810,429.74	1,099,323.45	740,917.29
Marquette National Fire Insurance Company, Chicago, Ill.	500,000.00	1,647,453.05	1,178,977.28	2,001,970.23	1,120,344.54	408,733.69
Maryland Motor Car Insurance Company, Baltimore, Md.	300,000.00	406,184.15	370,710.46	1,146,180.31	295,225.91	429,650.57
Massachusetts Fire & Marine Insurance Company, Boston, Mass.	600,000.00	334,399.68	370,710.46	1,104,428.23	2,135,240.03	789,690.74
Mechanics & Traders Insurance Company, Philadelphia, Pa.	300,000.00	1,386,380.91	1,043,428.23	2,871,949.03	1,746,813.31	1,466,771.91
Mechanics & Traders Insurance Company, New Orleans, La.	1,000,000.00	1,189,462.10	1,037,040.99	2,871,949.03	1,224,949.82	1,466,771.91
Mercantile Insurance Company of America, New York, N. Y.	1,000,000.00	1,996,812.01	3,160,160.19	4,046,363.92	1,961,700.81	1,096,662.82

TABLE I—Continued  
Abstracts from Annual Statements of Fire Insurance Companies of the United States Authorized to Transact Business in the State of West Virginia During the Year 1922

NAME OF COMPANY	Cash Capital	Gross Income	Gross Disbursements	Admitted Assets	Total Liability Except Capital	Net Surplus
Merchants & Business Men's Mutual Fire Insurance Co., Towanda, Pa.	200,000.00	113,737.91	51,588.43	266,305.41	100,344.42	165,960.99
Merchants Fire Insurance Company, New York, N. Y.	700,000.00	3,603,779.43	3,624,509.11	4,711,878.45	3,111,490.51	900,387.94
Merchants Fire Insurance Company, Denver Colorado	200,000.00	563,791.49	471,742.30	968,933.38	528,239.45	240,703.93
Michigan Fire & Marine Insurance Company, Detroit, Mich.	400,000.00	1,339,899.89	1,331,805.47	2,377,909.09	1,468,524.78	509,384.31
Michigan Millers Mutual Fire Insurance Company, Lansing, Mich.	1,250,000.00	1,833,675.53	1,948,156.76	2,757,871.33	1,789,609.14	968,262.19
Mill Owners Mutual Fire Insurance Company of Iowa, Des Moines, Iowa.	200,000.00	1,069,645.71	1,079,904.17	1,699,985.78	778,246.69	921,739.09
Milwaukee Mechanics Insurance Company, Milwaukee, Wis.	1,250,000.00	4,094,087.93	4,040,160.05	7,945,055.63	4,837,949.78	1,857,105.85
Minnesota Implement Mutual Fire Insurance Company, Minneapolis, Minn.	200,000.00	755,348.81	804,160.65	1,031,676.93	677,906.71	153,690.22
Mutual Fire Insurance Company of Chester County, Coatesville, Pa.	2,000,000.00	1,397,449.35	1,252,281.07	1,395,232.82	953,575.96	441,678.86
National Fire Insurance Company, Hartford, Conn.	1,000,000.00	746,333.09	619,110.17	777,698.54	570,209.30	207,489.24
National Fire Insurance Company, Hartford, Conn.	2,000,000.00	16,682,994.21	16,113,710.05	28,224,430.40	19,379,939.21	6,844,481.19
National Liberty Fire Insurance Company of America, New York, N. Y.	1,000,000.00	7,823,803.31	6,843,226.40	12,158,078.26	8,137,412.94	3,020,665.32
National Security Fire Insurance Company, Omaha, Neb.	250,000.00	224,187.60	240,731.67	520,382.23	150,625.00	119,757.23
National Union Fire Insurance Company, Pittsburgh, Pa.	1,500,000.00	5,461,323.75	5,611,035.63	7,994,633.87	5,652,935.30	841,698.57
Newark Fire Insurance Company, Newark, N. J.	500,000.00	2,732,059.75	2,472,960.18	4,237,718.31	2,717,372.03	1,020,346.28
New England Fire Insurance Company, Pittsfield, Mass.	200,000.00	370,847.42	378,217.62	695,013.15	312,377.32	182,635.83
New Hampshire Fire Insurance Company, Manchester, N. H.	2,000,000.00	5,153,723.89	5,798,823.61	10,944,349.77	5,905,144.09	3,039,205.68
Niagara Fire Insurance Company, New York, N. Y.	2,000,000.00	10,010,305.77	10,054,451.53	15,227,726.63	9,509,231.59	3,718,495.04
North River Insurance Company, New York, N. Y.	2,000,000.00	3,404,645.41	3,614,426.42	4,460,037.40	5,880,505.90	2,014,706.68
Northwestern Mutual Fire Association, Seattle, Wash.	400,000.00	4,632,559.17	2,242,700.81	1,959,892.04	767,659.18	262,378.22
Northwestern Mutual Fire Insurance Company, Minneapolis, Minn.	1,000,000.00	240,700.85	4,458,600.90	10,432,171.95	7,052,260.23	546,562.75
Ohio Harware Mutual Insurance Company, Milwaukee, Wis.	200,000.00	189,888.46	131,446.47	295,371.81	125,932.76	239,915.72
Ohio Underwriters Mutual Fire Insurance Company, Van Wert, Ohio.	200,000.00	888,388.46	1,130,670.69	225,573.49	88,860.31	136,713.18
Old Colony Insurance Company, Concord, Mass.	1,000,000.00	1,706,702.09	785,017.29	1,699,209.54	671,725.35	258,945.34
Old Colony Insurance Company, Boston, Mass.	1,000,000.00	2,643,871.93	2,720,702.23	4,132,178.12	1,864,206.28	1,267,881.84
Pennsylvania Fire Insurance Company, Philadelphia, Pa.	1,000,000.00	5,403,471.51	5,692,795.90	5,678,747.67	3,173,313.93	1,505,433.74
Pennsylvania Lumbermen's Mutual Fire Insurance Company, Philadelphia, Pa.	750,000.00	1,038,871.33	808,410.28	10,474,555.05	6,801,586.96	2,922,968.09
Phoenix Risks Fire Insurance Company, Hartford, Conn.	3,000,000.00	11,100,117.98	10,851,041.38	16,883,116.01	11,580,342.66	1,212,249.35
Preferred Risks Fire Insurance Company, Topeka, Kansas	475,500.00	850,183.80	760,210.13	24,014,028.33	11,690,039.45	187,142.87
Provident Washington Insurance Company, Providence, R. I.	1,000,000.00	6,181,783.02	6,476,621.70	9,462,422.67	5,621,678.50	2,840,764.57
Queen Insurance Company of America, New York, N. Y.	2,000,000.00	9,638,462.56	10,096,356.37	17,135,509.64	9,827,427.35	5,298,172.29
Reliable Fire Insurance Company, Dayton, Ohio	250,000.00	283,125.05	209,752.80	1,167,414.76	264,207.50	653,207.26
Reliance Insurance Company, Philadelphia, Pa.	400,000.00	1,393,195.63	1,776,099.63	1,461,604.80	654,185.65	407,419.15
Rhode Island Mutual Fire Insurance Company, Minneapolis, Minn.	600,000.00	1,574,924.70	1,730,276.83	2,034,915.69	1,393,497.69	917,196.79
Rocky Mountain Fire Insurance Company, Great Falls, Mont.	279,200.00	1,741,404.73	1,390,776.83	3,179,197.69	2,057,726.93	1,117,718.86
Rocky Mountain Fire Insurance Company, Great Falls, Mont.	279,200.00	500,322.86	531,814.60	985,613.68	480,140.00	217,273.64

Rossia Insurance Company of America, Hartford, Conn.	400,000.00	6,727,052.91	8,603,383.88	9,485,248.50	6,286,078.39	2,799,170.11
Saint Paul Fire & Marine Insurance Company, St. Paul, Minn.	2,000,000.00	11,829,582.23	12,410,675.46	19,610,381.61	11,226,572.97	6,383,808.64
Savannah Fire Insurance Company, Savannah, Ga.	200,000.00	222,977.53	188,097.58	449,181.51	150,080.65	99,100.86
Security Insurance Company, New Haven, Conn.	1,000,000.00	5,596,668.81	5,642,590.68	7,785,193.19	5,305,713.61	1,479,479.58
South Carolina Insurance Company, Columbia, S. C.	200,000.00	624,671.59	703,930.93	721,393.03	456,322.65	71,070.38
Southern Home Insurance Company, Charleston, S. C.	300,000.00	567,467.07	469,880.03	879,979.70	377,492.13	202,487.57
Springfield Fire & Marine Insurance Company, Springfield, Mass.	2,500,000.00	12,032,360.19	12,122,606.14	20,384,250.12	13,323,138.86	4,561,111.26
Standard Fire Insurance Company, Hartford, Conn.	500,000.00	793,871.34	801,558.51	1,638,732.04	731,922.23	406,809.81
Star Insurance Company of America, New York, N. Y.	500,000.00	1,917,941.26	2,161,573.53	2,961,067.48	1,925,455.15	535,612.33
Superior Fire Insurance Company, Indianapolis, Ind.	850,000.00	942,673.90	1,019,824.81	2,438,109.17	1,005,666.94	582,442.23
Union Reserve Insurance Company, Pittsburgh, Pa.	700,000.00	2,170,817.17	1,886,618.91	3,509,765.01	2,059,363.17	780,401.84
United Fire Insurance Company, New York, N. Y.	200,000.00	1,203,340.83	827,249.05	1,577,657.87	755,975.27	321,682.60
United American Insurance Company, Pittsburgh, Pa.	400,000.00	525,561.41	542,588.08	981,729.63	584,805.55	196,624.08
United Firemen's Insurance Company, Philadelphia, Pa.	200,000.00	1,197,403.22	811,951.75	2,130,903.72	1,259,685.32	471,218.40
United States Fire Insurance Company, New York, N. Y.	1,400,000.00	8,414,219.71	7,834,566.35	13,227,788.02	8,769,552.21	3,058,235.81
United States Lloyds, Inc., New York, N. Y.	800,000.00	2,825,136.43	3,283,913.08	2,723,624.98	1,526,956.23	396,668.75
Utah Home Fire Insurance Company, Salt Lake City, Utah	400,000.00	486,032.46	881,205.21	1,986,609.26	666,105.55	990,503.71
Victory Insurance Company of Philadelphia, Philadelphia, Pa.	500,000.00	938,940.00	837,198.55	1,568,275.63	827,883.34	240,392.29
Westchester Fire Insurance Company, New York, N. Y.	1,000,000.00	7,944,608.83	8,111,575.55	10,590,927.09	7,795,476.31	1,795,450.78
Wheeler Fire Insurance Company, Wheeling, W. Va.	200,000.00	235,047.41	227,973.34	640,540.87	266,847.28	173,693.59

TABLE II  
Abstracts from Annual Statements of Fire Insurance Companies of Other Countries Authorized to Transact Business in the State of West Virginia During the Year 1922.

NAME OF COMPANY	Statutory Deposit	Gross Income	Gross Disbursements	Admitted Assets	Liabilities Except Capital	Net Surplus
Abeille Fire Insurance Company, Paris, France.....	200,000.00	1,051,135.46	989,652.83	1,433,022.93	1,002,209.80	240,813.04
Alliance Assurance Company, Ltd., London, England.....	200,000.00	1,200,459.95	1,087,217.26	1,459,746.04	866,037.85	363,708.10
Alpha General Insurance Company, Ltd., Calcutta, India.....	300,000.00	682,779.77	669,712.07	1,220,453.88	438,984.13	781,469.75
Atlas Assurance Company, Ltd., London, England.....	300,000.00	4,100,081.74	4,338,756.53	5,440,800.02	4,006,057.48	1,434,751.54
Baltica Insurance Company, Ltd., Copenhagen, Denmark.....	400,000.00	1,776,124.59	1,949,475.03	2,463,282.80	1,487,229.78	576,053.07
British American Assurance Company, Toronto.....	200,000.00	2,333,438.51	2,343,569.25	2,256,915.10	1,601,035.80	455,879.21
British General Insurance Company, Ltd., London, England.....	200,000.00	615,781.87	689,757.50	839,325.72	401,211.62	238,114.10
Caledonia Insurance Company, Edinburgh, Scotland.....	200,000.00	2,480,722.34	2,451,218.66	3,676,473.96	2,511,838.30	964,635.60
Christiania General Insurance Company, Christiania, Norway.....	200,000.00	4,479,206.41	5,012,332.83	5,537,394.93	4,343,517.25	993,877.68
Commercial Union Assurance Company, Ltd., London, England.....	800,000.00	9,744,266.33	10,211,684.12	14,057,803.84	9,561,369.62	4,496,434.22
Consolidated Assurance Company, Ltd., London, England.....	200,000.00	4,451,480.65	2,912,288.31	1,968,037.70	1,442,676.41	325,361.38
Empire Star & British Dominions Insurance Company, Ltd., London, England.....	510,000.00	4,971,744.19	5,350,873.01	5,024,148.11	3,980,476.30	1,043,671.81
Frank Russian Insurance Company, Ltd., London, England.....	200,000.00	2,359,124.00	2,609,623.68	3,267,032.68	2,349,425.08	717,607.60
General Fire Insurance Company, Petrograd, Russia.....	340,000.00	1,050,954.05	1,211,535.70	1,643,324.58	1,013,563.90	629,760.68
La Cubana Compañia Nacional de Seguros, Havana, Cuba.....	200,000.00	1,098,430.31	1,800,122.32	1,978,970.01	563,411.39	415,567.62
Law Union & Royal Exchange Assurance Company, Liverpool, England.....	200,000.00	778,531.96	741,494.16	1,729,540.50	859,945.76	869,594.82
Liverpool & London & Globe Insurance Company, Liverpool, England.....	500,000.00	13,539,035.21	13,839,881.06	19,350,754.26	13,684,033.23	5,666,720.92
London Assurance Corporation, London, England.....	200,000.00	4,493,892.94	5,110,886.41	7,104,741.39	4,611,855.41	2,492,885.98
London & Lancashire Insurance Company, Liverpool, England.....	400,000.00	3,835,944.70	3,972,134.95	7,702,368.80	4,287,065.93	3,415,302.96
London & Scottish Insurance Corporation, Ltd., London, England.....	400,000.00	798,374.59	751,493.04	1,752,574.60	631,710.93	1,120,863.67
Marine Insurance Company, Ltd., London, England.....	200,000.00	2,861,182.12	3,033,667.61	3,142,277.71	1,817,025.43	1,325,252.28
Metropolitan National Insurance Company, Havana, Cuba.....	200,000.00	752,921.17	508,539.45	1,097,259.31	693,889.90	303,369.41
Moscow Fire Insurance Company, Moscow, Russia.....	200,000.00	2,488,128.98	2,910,013.51	3,489,461.04	2,588,382.87	701,078.17
Nationale Fire Insurance Company, Paris, France.....	200,000.00	983,220.51	2,811,589.00	4,462,131.50	1,092,209.88	250,991.62
National Insurance Fire Insurance Company, Copenhagen, Denmark.....	400,000.00	1,659,907.58	2,601,896.47	2,549,309.52	1,748,988.83	400,416.69
Netherlands Fire & Life Insurance Company, The Hague, Holland.....	200,000.00	1,242,265.90	1,043,381.79	1,232,038.04	805,368.71	483,302.92
New India Assurance Company, Ltd., Bombay, India.....	200,000.00	984,609.34	1,042,609.80	1,458,671.66	294,369.81	807,668.23
Nippon Fire Insurance Company, Ltd., Tokyo, Japan.....	200,000.00	1,242,265.90	835,842.98	1,333,634.11	835,564.47	408,080.14
Nordisk Reassurance Company, Ltd., Copenhagen, Denmark.....	400,000.00	772,264.48	1,129,220.49	1,224,220.49	708,090.92	318,139.57
North British & Mercantile Insurance Company, London, England.....	200,000.00	6,001,820.96	6,884,905.78	12,417,353.27	8,152,256.30	3,865,096.88
Northern Assurance Company, Ltd., London, England.....	400,000.00	1,717,514.70	6,465,261.22	9,610,940.80	6,333,662.94	2,877,278.50
Northern Insurance Company of Moscow, Moscow, Russia.....	200,000.00	5,385,102.62	6,129,708.50	7,003,105.26	4,297,912.80	660,193.40
Norwegian Atlas Insurance Company, Christiania, Norway.....	400,000.00	2,052,446.90	5,074,168.86	5,599,292.31	1,587,630.66	1,669,260.75
Osaka Marine & Fire Insurance Society, North, England.....	200,000.00	5,820,268.24	7,294,87	5,911,552.02	4,141,294.14	1,269,257.88
Osaka Marine & Fire Insurance Company, Ltd., Osaka, Japan.....	210,000.00	3,138,550.85	3,477,211.47	4,997,637.58	3,440,832.21	1,556,805.37
Palatine Insurance Company, Ltd., London, England.....	200,000.00	1,471,915.50	1,535,530.77	2,025,363.22	1,574,592.54	350,770.78
Patent Fire Insurance Company, Ltd., Paris, France.....	200,000.00	658,831.97	1,513,480.07	1,013,730.40	574,710.76	300,019.64
Patriotic Assurance Company, Ltd., Dublin, Ireland.....	200,000.00	1,001,721.03	900,352.62	1,451,015.83	1,002,209.80	248,805.91
Phoenix Assurance Company, Paris, France.....	400,000.00	4,715,448.29	4,289,095.44	6,777,754.75	4,244,979.44	2,132,775.34

Prudential Re. & Coinsurance Company, Ltd., Zurich, Switzerland.....	200,000.00	2,607,008.41	2,549,425.65	3,555,554.46	2,322,656.40	1,032,898.06
Reinsurance Company Salamandra, Copenhagen, Denmark.....	335,000.00	5,197,599.28	2,766,430.80	4,259,548.94	3,201,436.98	1,058,111.96
Royal Exchange Assurance, London, England.....	400,000.00	3,707,922.17	4,181,774.52	5,523,840.67	3,245,438.10	1,878,401.57
Royal Insurance Company, Ltd., Liverpool, England.....	400,000.00	14,207,321.39	15,274,826.56	21,217,104.88	15,544,587.47	5,272,517.41
Russian Re-Insurance Company, Petrograd, Russia.....	300,000.00	1,562,481.61	1,915,420.76	2,441,493.85	1,623,524.96	617,968.89
Salamandra Insurance Company, Petrograd, Russia.....	300,000.00	2,479,689.28	5,229,654.37	2,990,795.44	2,223,465.53	768,329.91
Scandinavian American Assurance Corporation, Ltd., Christiania, Norway.....	400,000.00	2,352,677.05	3,478,263.56	3,228,730.30	2,281,083.31	547,646.99
Scottish Union & National Insurance Company, Edinburgh, Scotland.....	200,000.00	4,020,681.81	3,999,057.68	8,443,500.69	4,534,119.91	3,709,380.78
Second Russian Insurance Company, Petrograd, Russia.....	552,000.00	1,752,190.19	2,068,777.38	2,155,990.94	1,641,767.17	514,223.77
Skandia Insurance Company, Stockholm, Sweden.....	400,000.00	1,478,408.43	1,690,741.16	2,391,422.39	1,625,561.47	565,560.92
Skandinavisk Insurance Company, Ltd., Copenhagen, Denmark.....	200,000.00	5,414,423.03	7,133,949.57	6,940,215.15	5,238,120.58	1,302,094.57
State Assurance Company, Ltd., Kingdom of Great Britain.....	200,000.00	428,968.20	392,811.41	1,245,378.34	473,364.25	572,014.09
Sun Insurance Office, London, England.....	200,000.00	4,066,151.60	4,218,494.57	6,964,323.56	4,689,486.94	2,074,836.62
Swedish Fire & Life Insurance Company, Gothenburg, Sweden.....	200,000.00	1,436,579.17	1,619,988.63	3,004,017.89	1,733,042.84	1,070,075.05
Swiss Reinsurance Company, Zurich, Switzerland.....	200,000.00	2,884,472.98	2,575,393.98	3,485,115.52	2,629,600.88	655,514.64
Tokio Marine & Fire Insurance Company, Ltd., Tokio, Japan.....	530,000.00	2,411,441.78	1,791,610.50	5,329,949.31	1,532,895.81	3,267,053.50
Tokio Fire Insurance Society, Ltd., London, England.....	363,000.00	1,791,879.72	2,073,058.17	2,792,637.91	1,873,422.45	919,215.46
Union Assurance Company, Paris, France.....	200,000.00	1,082,564.20	1,120,793.47	1,716,769.13	1,127,337.36	589,421.77
Union Fire Insurance Company, Havana, Cuba.....	400,000.00	1,830,065.93	2,518,431.74	2,052,019.77	1,416,046.29	635,973.48
Union Haruano Americana de Seguros, Havana, Cuba.....	400,000.00	6,079,711.97	1,848,859.41	7,491,431.54	5,207,922.13	1,883,509.41
Union & Phoenix Insurance Company, Ltd., Hongkong, China.....	200,000.00	3,305,691.97	3,762,284.62	3,937,455.27	3,312,303.88	625,151.39
Union & Phoenix Insurance Company, Madrid, Spain.....	300,000.00	3,873,489.66	4,613,798.14	5,222,355.47	3,867,498.75	1,455,156.72
Urbaine Fire Insurance Company, Paris, France.....	200,000.00	519,022.65	624,505.02	1,096,712.36	556,490.31	540,222.05
Warsaw Fire Insurance Company, Warsaw, Poland.....	200,000.00	198,999.37	351,073.46	1,003,288.83	529,071.59	254,217.24
Western Alliance Reinsurance Company, Ltd., London, England.....	200,000.00	2,334,025.40	2,773,254.05	4,535,545.26	3,235,989.91	1,199,555.35
Western Assurance Company, Toronto, Canada.....	400,000.00	821,793.53	983,496.69	1,309,094.68	579,082.74	530,011.94
World Auxiliary Insurance Corporation, Ltd., London, England.....	200,000.00					



TABLE III  
Abstracts from Annual Statements of Life Insurance Companies Authorized to Transact Business in the State of West Virginia During the Year 1922.

NAME OF COMPANY	Cash Capital	Gross Income	Gross Disbursements	Admitted Assets	Liabilities Except Capital	Surplus or Unassigned Funds
Aetna Life Insurance Company, Hartford, Conn.	5,000,000.00	39,861,866.68	26,542,089.56	161,294,989.48	145,949,261.00	12,845,728.48
American National Insurance Company, Galveston, Texas	500,000.00	6,145,596.68	3,887,917.73	11,672,936.92	10,102,293.11	1,070,643.81
Atlantic Life Insurance Company, Richmond, Va.	300,000.00	3,277,103.26	1,760,298.24	8,769,813.56	8,118,833.93	350,950.63
Bankers Life Insurance Company, Des Moines, Iowa	100,000.00	17,731,408.79	12,315,760.83	50,251,810.75	48,834,275.46	1,417,535.29
Bankers Life Insurance Company, Lincoln, Neb.	100,000.00	3,923,497.79	1,930,955.10	20,162,064.75	19,702,454.59	359,610.16
Bankers Reserve Life Company, Omaha, Neb.	100,000.00	3,411,036.76	2,144,109.08	11,754,269.46	10,375,273.19	1,278,996.27
Cleveland Life Insurance Company, Cleveland, Ohio	250,000.00	1,186,348.75	710,500.17	3,899,981.25	3,593,981.25	50,000.00
Cloverleaf Life & Casualty Company, Jacksonville, Ill.	200,000.00	1,444,604.14	1,088,108.71	636,490.87	406,680.68	29,810.19
Columbian National Life Insurance Company, Boston, Mass.	1,000,000.00	5,863,485.84	3,097,448.04	22,061,787.78	20,620,787.97	440,999.81
Columbus Life Insurance Company, Columbus, Ohio	200,000.00	1,605,304.91	901,898.69	3,220,939.47	2,553,828.03	417,111.44
Connecticut General Life Insurance Company, Hartford, Conn.	800,000.00	12,510,153.79	7,622,888.65	37,481,514.57	34,794,481.82	1,887,032.75
Connecticut Mutual Life Insurance Company, Hartford, Conn.	200,000.00	17,946,837.37	12,777,024.25	96,204,770.70	92,166,082.47	4,038,688.23
Conservative Life Insurance Company, Wheeling, W. Va.	350,690.00	908,040.22	458,844.69	2,033,408.70	1,540,215.63	142,903.07
Continental Assurance Company, Chicago, Ill.	250,000.00	723,251.93	366,436.04	1,411,402.47	1,035,277.23	126,125.24
Continental Life Insurance Company, Wilmington, Del.	651,010.00	1,316,029.57	703,558.10	4,560,212.41	3,196,120.35	713,092.06
Equitable Life Assurance Society of the U. S., New York, N. Y.	100,000.00	140,612,585.13	116,146,545.22	4,560,212.41	619,465,220.81	35,705,797.53
Equitable Life Insurance Company, Washington, D. C.	120,000.00	1,010,592.46	580,062.23	655,301,018.34	1,072,979.07	109,118.78
Fidelity Mutual Life Insurance Company, Philadelphia, Pa.	250,000.00	11,013,423.58	7,006,873.99	1,902,097.85	43,705,745.04	1,904,844.03
George Washington Life Insurance Company, Charleston, W. Va.	200,000.00	792,117.52	408,155.37	2,637,873.72	2,387,873.72	50,000.00
Guardian Life Insurance Company of America, New York, N. Y.	200,000.00	9,181,851.38	6,762,112.52	41,141,124.77	38,353,362.54	2,587,762.23
Home Life Insurance Company, New York, N. Y.	656,250.00	9,291,537.94	6,577,916.69	43,222,327.55	42,241,336.57	980,990.98
International Life Insurance Company, St. Louis, Mo.	350,000.00	6,014,788.51	3,902,332.95	17,819,464.84	16,406,835.31	756,670.53
Jefferson Standard Life Insurance Company, Boston, Mass.	200,000.00	6,186,401.49	3,505,394.13	17,119,540.81	16,419,540.81	350,000.00
John Hancock Mutual Life Insurance Company, Greensboro, N. C.	200,000.00	63,548,390.71	36,950,459.52	239,693,370.97	226,381,057.83	13,332,313.14
Kentucky Central Life & Accident Insurance Company, Anchorage, Ky.	1,500,000.00	1,722,301.11	1,659,545.82	696,675.42	363,454.18	161,221.24
Life Insurance Company of Virginia, Richmond, Va.	500,000.00	8,884,694.21	5,257,205.15	28,398,449.13	25,109,146.04	1,690,303.09
Lincoln National Life Insurance Company, Ft. Wayne, Ind.	500,000.00	6,291,084.19	3,871,100.06	12,804,079.29	11,804,079.29	500,000.00
Manhattan Life Insurance Co., New York, N. Y.	100,000.00	3,299,061.43	3,070,230.10	19,818,205.11	19,239,241.32	478,963.79
Maryland Assurance Corporation, Baltimore, Md.	500,000.00	288,348.74	223,234.90	842,717.37	282,539.65	60,177.92
Maryland Life Insurance Company, Baltimore, Md.	100,000.00	750,269.60	533,800.80	4,377,976.82	4,020,047.62	357,939.20
Massachusetts Mutual Life Insurance Company, Springfield, Mass.	250,000.00	33,875,310.13	19,495,781.99	147,090,913.01	140,571,911.49	6,519,001.52
Metropolitan Life Insurance Company, New York, N. Y.	1,000,000.00	301,987,699.39	171,911,360.55	1,115,583,024.54	1,068,341,845.04	47,241,179.50
Michigan Mutual Life Insurance Company, Detroit, Mich.	250,000.00	3,838,870.47	2,411,754.72	15,994,130.93	13,070,946.76	2,923,184.17
Missouri State Life Insurance Company, St. Louis, Mo.	1,000,000.00	12,459,993.22	7,506,180.08	33,844,502.91	30,657,034.25	2,187,468.66
Mutual Benefit Life Insurance Company, Newark, N. J.	100,000.00	62,288,497.14	38,023,084.61	299,976,523.62	299,976,523.62	.....
Mutual Life Insurance Company of New York, New York, N. Y.	100,000.00	133,388,262.88	125,775,911.51	677,505,499.27	677,505,499.27	.....
National Benefit Life Insurance Company, Washington, D. C.	600,000.00	601,636.46	597,859.44	597,859.44	422,110.82	75,748.62
National Life & Accident Insurance Company, Nashville, Tenn.	10,920,336.32	10,920,336.32	9,910,661.94	7,157,004.94	5,796,713.85	760,291.09

National Life Insurance Company, Montpelier, Vt.....	16,080,426.821	12,568,288.191	79,756,968.701	76,013,033.741	3,743,934.96
New England Mutual Life Insurance Company, Boston, Mass.....	26,857,925.28	15,425,916.50	116,208,825.70	110,967,386.16	5,241,439.54
New York Life Insurance Company, New York, N. Y.....	203,531,909.74	161,964,765.01	952,632,138.80	952,632,138.80	.....
North American Life Insurance Company, Chicago, Ill.....	2,212,760.47	1,345,414.87	6,755,155.36	5,847,491.11	207,664.25
Northwestern Mutual Life Insurance Company, Milwaukee, Wis.....	103,520,410.91	66,758,294.48	507,085,694.32	507,085,694.32	.....
Ohio National Life Insurance Company, Cincinnati, Ohio.....	1,355,303.61	777,660.98	3,146,440.87	2,469,230.81	230,000.06
Ohio State Life Insurance Company, Columbus, Ohio.....	1,293,465.32	606,816.58	3,275,790.56	2,866,222.53	184,568.03
Pacific Mutual Life Insurance Company, Los Angeles, Cal.....	16,923,896.52	10,975,824.33	60,665,814.41	59,463,305.51	902,508.90
Penn.-American Life Insurance Company, New Orleans, La.....	3,557,583.86	2,186,325.60	10,000,679.70	8,597,136.92	403,542.78
Penn. Mutual Life Insurance Company, Philadelphia, Pa.....	61,018,931.05	35,146,496.69	233,985,547.83	233,985,547.83	.....
Philadelphia Life Insurance Company, Philadelphia, Pa.....	2,408,985.04	1,776,804.76	8,156,268.39	7,461,193.06	134,755.33
Phoenix Mutual Life Insurance Company, Hartford, Conn.....	15,054,957.03	10,071,412.52	62,687,600.92	62,687,600.92	.....
Provident Life & Accident Insurance Company, Chattanooga, Tenn.....	1,619,129.86	1,408,711.30	1,110,799.89	745,417.36	165,382.53
Provident Life & Trust Company of Philadelphia, Philadelphia, Pa.....	26,690,998.04	19,237,152.06	128,399,517.77	126,399,517.77	31,251,662.87
Prudential Insurance Company of America, Newark, N. J.....	224,839,728.70	125,735,842.43	786,508,273.78	756,256,590.91	401,915.53
Reliance Life Insurance Company, Des Moines, Iowa.....	311,011.65	197,431.06	1,087,904.34	185,988.81	365,176.60
Reserve Loan Life Insurance Company, Indianapolis, Ind.....	8,608,788.33	5,010,981.01	17,949,670.44	16,594,445.22	193,335.55
Security Life Insurance Company, Indianapolis, Ind.....	2,058,855.46	1,629,639.30	5,732,670.46	5,459,334.89	154,105.07
Security Life & Trust Company, Richmond, Va.....	1,304,964.65	839,959.32	4,442,069.36	4,067,984.29	25,613.45
Shenandoah Life Insurance Company, Roanoke, Va.....	154,159.86	127,977.07	245,971.34	80,357.89	608,699.77
Southern Life Insurance Company, Greensboro, N. C.....	559,588.84	414,315.06	1,387,692.13	609,699.77	257,992.36
State Life Insurance Company, Indianapolis, Ind.....	1,737,433.98	1,071,093.63	5,783,692.51	4,640,695.01	122,997.50
State Life Insurance Company, Greensboro, N. C.....	6,600,349.36	4,311,994.17	26,221,551.71	24,156,555.71	2,065,000.00
Travelers Insurance Company, Hartford, Conn.....	49,591,024.32	27,707,819.32	219,005,682.24	201,316,776.83	10,188,903.41
Union Central Life Insurance Company, Cincinnati, Ohio.....	37,523,703.12	26,497,489.57	161,681,750.72	153,448,799.03	5,732,951.69
Union Life & Accident Insurance Company, Portland, Maine.....	3,420,839.12	3,346,128.51	19,020,690.33	18,516,109.46	504,589.87
United Life & Accident Insurance Company, Concord, N. H.....	639,920.94	674,772.55	2,168,560.13	1,411,840.37	256,717.76
United States Life Insurance Company, New York, N. Y.....	1,153,749.47	1,624,709.08	6,225,074.12	6,902,427.56	58,646.54
Western & Southern Life Insurance Company, Cincinnati, Ohio.....	11,364,500.15	6,702,696.30	28,295,931.30	26,169,543.53	876,387.77
700,000.00	447,210.00	700,000.00	700,000.00	700,000.00	.....
225,000.00	1,500,000.00	1,000,000.00	1,000,000.00	1,000,000.00	.....
1,000,000.00	560,320.00	200,000.00	2,000,000.00	2,000,000.00	.....
2,000,000.00	2,000,000.00	2,000,000.00	2,000,000.00	2,000,000.00	.....
1,000,000.00	1,000,000.00	1,000,000.00	1,000,000.00	1,000,000.00	.....
150,000.00	220,000.00	150,000.00	150,000.00	150,000.00	.....
500,000.00	500,000.00	500,000.00	500,000.00	500,000.00	.....
1,000,000.00	1,000,000.00	1,000,000.00	1,000,000.00	1,000,000.00	.....
7,500,000.00	2,500,000.00	7,500,000.00	7,500,000.00	7,500,000.00	.....
500,000.00	284,000.00	500,000.00	500,000.00	500,000.00	.....
1,250,000.00	1,250,000.00	1,250,000.00	1,250,000.00	1,250,000.00	.....

TABLE IV  
Abstracts from Annual Statements of Miscellaneous Companies Authorized to Transact Business in the State of West Virginia During the Year 1922

NAME OF COMPANY	Cash Capital	Gross Income	Gross Disbursements	Admitted Assets	Liabilities Except Capital	Net Surplus
Aetna Casualty & Surety Company, Hartford, Conn.	2,000,000.00	12,774,070.13	13,037,865.60	15,458,865.56	10,386,357.73	3,072,508.12
Aetna Life Insurance Company, Hartford, Conn.	5,000,000.00	25,282,932.45	24,478,552.70	30,423,056.76	23,489,263.23	4,443,793.53
American Casualty Company, Reading, Pa.	500,000.00	1,009,212.89	974,676.38	1,437,977.36	734,789.13	203,188.23
American Credit Indemnity Company, New York, N. Y.	350,000.00	1,920,651.24	1,941,470.58	3,011,951.40	1,996,411.94	665,539.46
American Guaranty Company, Columbus, Ohio	215,000.00	286,534.19	236,540.36	437,035.17	208,165.99	13,869.69
American Liability Company, Cincinnati, Ohio	150,477.33	138,011.99	96,626.39	255,848.62	19,790.98	85,560.31
American National Insurance Company, Galveston, Texas	500,000.00	5,575,417.91	3,887,917.73	11,672,936.92	10,102,283.11	1,070,643.81
American Re-Insurance Company, Philadelphia, Pa.	750,000.00	1,791,737.76	1,287,381.13	3,072,135.78	1,790,086.29	532,049.49
American Surety Company of New York, N. Y.	100,000.00	7,593,447.14	7,151,766.15	14,904,975.05	8,161,763.23	1,743,211.82
Brotherhood Accident Company, Boston, Mass.	100,000.00	498,762.60	424,879.84	376,535.99	160,932.42	115,603.57
Cloverleaf Life & Casualty Company, Jacksonville, Ill.	1,000,000.00	1,144,604.14	1,038,108.71	636,490.87	406,680.68	29,810.19
Columbian National Life Insurance Company, Boston, Mass.	250,000.00	5,863,485.84	3,097,448.04	22,081,787.78	20,620,787.97	440,999.81
Columbus Mutual Life Insurance Company, Columbus, Ohio	750,000.00	1,605,304.91	901,898.69	3,220,939.47	2,553,828.03	417,111.44
Commercial Casualty Insurance Company, Newark, N. J.	250,000.00	4,861,112.25	4,303,779.96	5,110,025.67	3,610,025.67	750,000.00
Commonwealth Casualty Company, Philadelphia, Pa.	300,000.00	898,944.79	960,090.80	638,446.38	298,237.23	40,209.15
Connecticut General Life Insurance Company, Hartford, Conn.	500,000.00	994,623.47	874,655.43	37,481,514.57	34,794,481.82	1,887,032.75
Continental Casualty Company, Hammond, Ind.	1,000,000.00	10,414,957.37	9,483,842.17	8,811,390.14	6,811,390.14	1,000,000.00
Employers Liability Assurance Corporation, Ltd., Boston, Mass.	250,000.00	24,627,302.03	23,365,546.39	30,202,021.99	24,698,903.60	5,253,115.39
Equitable Life Assurance Society of the U. S., New York, N. Y.	100,000.00	1,891,735.78	1,653,821.42	655,301,018.34	619,495,220.81	35,705,797.53
European General Reinsurance Company, Ltd., London, England	750,000.00	6,632,300.96	5,644,713.03	8,007,584.55	6,357,584.55	400,000.00
Excelsior Accident Insurance Association, Eokman, W. Va.	12,500.00	12,566.00	10,692.81	25,062.90	.....	12,562.90
Federal Casualty Company, Detroit, Mich.	200,000.00	465,987.54	478,850.50	541,756.36	123,847.53	217,883.83
Fidelity & Casualty Company, New York, N. Y.	2,000,000.00	18,792,832.99	18,651,107.71	26,072,177.44	19,083,700.75	4,988,476.69
Fidelity & Deposit Company of Maryland, Baltimore, Md.	3,000,000.00	10,295,753.57	9,151,240.18	13,192,007.59	7,776,170.39	2,415,827.20
Fidelity Investment Association, Wheeling, W. Va.	150,000.00	1,992,673.97	1,449,039.07	3,628,598.49	3,250,180.03	228,418.46
General Accident Fire & Life Assurance Corporation, Ltd., Perth, Scotland	450,000.00	8,823,716.38	7,959,818.95	8,453,130.73	6,974,251.41	1,028,879.32
Georgia Casualty Company, Macon, Ga.	300,540.00	2,541,018.15	2,558,007.27	2,270,481.69	1,728,299.47	241,642.22
Globe Indemnity Company of New York, New York, N. Y.	750,000.00	12,446,064.14	10,383,432.68	15,131,309.48	12,117,166.07	2,264,143.41
Hardware Mutual Casualty Company, Stevens Point, Wis.	1,000,000.00	505,788.64	361,897.79	387,605.83	355,012.49	32,593.34
Hartford Accident & Indemnity Company, Hartford, Conn.	2,000,000.00	11,786,633.65	9,665,464.10	13,582,279.90	10,283,975.22	2,309,556.98
Hartford Steam Boiler, Inspection & Insurance Company, Hartford, Conn.	1,000,000.00	3,530,852.81	3,143,179.89	9,633,088.19	5,213,075.22	2,420,012.97
Indemnity Insurance Company of North America, Philadelphia, Pa.	200,000.00	3,442,540.45	1,837,466.37	4,021,155.14	2,460,499.43	560,655.71
Inter-Ocean Casualty Company, Cincinnati, Ohio	200,000.00	984,264.17	915,292.01	422,565.20	114,656.51	107,908.69
Kentucky Central Life & Accident Insurance Company, Anchorage, Ky.	200,000.00	1,722,301.11	1,659,545.82	696,675.42	335,454.18	161,221.24
Lloyds Plate Glass Insurance Company, New York, N. Y.	500,000.00	1,502,063.26	1,041,426.30	1,738,094.43	932,930.14	555,134.29
London Guarantee & Accident Insurance Company, London, England	200,000.00	14,631,614.01	14,485,098.80	17,485,764.22	15,785,619.57	880,144.65
Loyal Protective Insurance Company, Boston, Mass.	100,000.00	1,136,463.63	1,070,684.33	743,622.28	397,573.54	246,048.74

Maryland Casualty Company, Baltimore, Md.	3,500,000.00	21,873,784.27	29,601,126.00	20,705,033.34	5,396,092.75
Massachusetts Bonding & Insurance Company, Worcester, Mass.	100,000.00	3,496,512.92	2,337,340.45	1,933,499.45	303,841.00
Massachusetts Fidelity & Insurance Company, Boston, Mass.	1,500,000.00	6,928,619.15	6,928,981.37	4,777,356.26	704,987.21
Meridian Insurance Company, Charleston, W. Va.	57,600.00	1,811,287.33	97,093.60	8,024.29	21,469.31
Metropolitan Casualty Insurance Company, New York, N. Y.	200,000.00	1,316,379.12	1,287,007.10	888,585.84	233,549.50
Metropolitan Life Insurance Company, New York, N. Y.	1,000,000.00	677,505.64	714,852.62	697,677.55	47,241,179.50
Missouri State Life Insurance Company, St. Louis, Mo.	1,000,000.00	50,285.41	33,844,502.91	30,657,034.25	2,187,488.66
National Benefit Life Insurance Company, Washington, D. C.	200,000.00	601,636.46	579,824.19	422,110.52	75,748.62
National Casualty Company, Detroit, Mich.	200,000.00	1,150,611.54	1,090,690.85	160,219.45	154,419.70
National Life & Accident Insurance Company, Nashville, Tenn.	600,000.00	10,950,336.32	9,910,661.94	5,796,713.85	769,291.09
National Relief Assurance Company, Philadelphia, Pa.	100,000.00	423,396.32	418,184.75	30,176.39	43,064.91
National Surety Company, New York, N. Y.	5,000,000.00	14,454,277.02	11,980,090.85	14,271,161.50	5,762,297.22
New Amsterdam Casualty Company, New York, N. Y.	1,250,000.00	7,966,949.56	6,633,223.03	8,274,243.38	450,000.00
New Jersey Fidelity & Plate Glass Insurance Company, Newark, N. J.	150,000.00	2,167,790.50	1,688,751.48	1,706,242.80	398,191.33
New York Plate Glass Insurance Company, New York, N. Y.	500,000.00	1,543,494.08	1,853,197.41	1,020,346.91	403,775.35
North American Accident Insurance Company, Chicago, Ill.	200,000.00	1,927,647.35	1,099,839.98	733,712.47	179,197.51
Ocean Accident & Guarantee Corporation, Ltd., London, England	750,000.00	15,025,288.60	14,494,546.24	17,871,692.22	623,151.22
Ohio Casualty Insurance Company, Hamilton, Ohio	200,000.00	364,618.61	338,922.68	175,070.72	181,546.27
Ohio State Life Insurance Company, Columbus, Ohio	225,000.00	1,293,405.32	3,275,700.56	2,866,222.53	154,598.03
Pacific Mutual Life Insurance Company, Los Angeles, Cal.	1,500,000.00	4,057,030.44	4,533,436.75	2,530,176.97	819,391.78
Peerless Casualty Company, Keene, N. H.	100,000.00	210,927.72	3,207,529.44	31,221.48	61,847.73
Preferred Accident Insurance Company, New York, N. Y.	200,000.00	5,104,896.58	4,388,225.02	5,810,146.61	1,000,000.00
Provident Life & Accident Insurance Company, Chattanooga, Tenn.	1,000,000.00	1,619,129.06	1,408,711.39	745,417.36	169,382.53
Reliance Life Insurance Company, Pittsburgh, Pa.	200,000.00	8,608,788.33	17,949,631.82	16,584,452.22	383,176.60
Republic Casualty Company, Pittsburgh, Pa.	850,000.00	1,904,968.97	1,900,194.30	1,687,420.64	215,438.24
Ridgely Protective Association, Worcester, Mass.	100,000.00	1,234,210.52	1,183,391.65	308,432.10	242,441.93
Royal Indemnity Company, New York, N. Y.	1,000,000.00	11,384,773.79	9,757,533.94	11,286,269.60	3,366,374.51
Swedish Loan & Trust Company, Marietta, Ga.	107,200.00	1,732,433.98	322,139.96	170,565.30	44,374.65
Southern Life & Trust Company, Greensboro, N. C.	1,000,000.00	6,239,854.70	5,128,467.97	4,640,695.01	122,997.50
Southern Surety Company, Des Moines, Iowa	1,500,000.00	10,134,110.36	9,617,848.43	4,453,620.62	554,374.99
Standard Accident Insurance Company, Detroit, Mich.	7,500,000.00	8,246,232.57	4,231,085.61	1,206,314.56	1,524,771.05
Travelers Indemnity Company, Hartford, Conn.	7,500,000.00	42,214,685.21	8,790,305.84	6,255,274.60	1,035,031.24
Travelers Insurance Company, Hartford, Conn.	1,000,000.00	5,415,282.66	219,006,682.24	201,316,776.83	10,188,906.41
Union Indemnity Company, New Orleans, La.	100,000.00	85,406.76	200,371.15	2,460,365.31	434,249.70
United Casualty Company, Westfield, Mass.	500,000.00	6,354,861.57	7,362,093.85	18,204.22	82,106.93
United States Casualty Company, New York, N. Y.	4,500,000.00	27,993,433.52	33,572,460.22	28,838,308.58	1,010,037.49
United States Fidelity & Guaranty Company, Baltimore, Md.	200,000.00	513,986.22	643,458.64	91,846.44	5,234,141.64
Western Casualty Company, Denver, Colorado	1,000,000.00	513,986.22	379,215.74	91,846.44	87,369.30

TABLE V  
Abstracts from Annual Statements of Fraternal Beneficial Societies Authorized to Transact Business in the State of West Virginia During the Year 1922

NAME OF COMPANY	Total Income	Total Disbursements	Admitted Assets	Total Liabilities
American Insurance Union, Columbus, Ohio . . . . .	\$ 2,300,494.05	\$ 2,147,706.40	\$ 1,310,747.36	\$ 226,727.55
American Workmen, Washington, D. C. . . . .	164,653.05	124,989.53	180,809.34	1,952.32
Ancient Order United Workmen, Wheeling, W. Va. . . . .	198,150.31	114,554.09	789,603.54	6,766.77
Brotherhood of American Yeoman, Des Moines, Iowa . . . . .	4,884,274.60	3,919,149.76	5,872,986.46	2,500,929.34
Columbian Fraternal Association, Washington, D. C. . . . .	132,560.24	128,341.71	19,889.25	2,222.65
Degree of Honor Protective Association, St. Paul, Minn. . . . .	882,355.87	411,244.02	2,362,087.94	15,016.32
Eastern Star Benevolent Fund, Detroit, Mich. . . . .	15,052.75	15,706.72	56,232.02	1,199.99
Fraternal Aid Union, Lawrence, Kansas . . . . .	3,632,259.50	2,622,056.91	4,110,925.63	2,449,890.20
Fraternal Home Insurance Society, Philadelphia, Pa. . . . .	503,671.87	400,142.46	786,366.24	642,780.06
German Beneficial Union, Pittsburgh, Pa. . . . .	1,073,169.79	714,750.03	2,589,913.33	25,943.42
German Roman Catholic Knights of St. George, Pittsburgh, Pa. . . . .	484,710.83	239,877.01	1,366,410.97	33,525.41
Golden Seal Assurance Society, Roxbury, N. Y. . . . .	325,976.09	217,346.79	897,840.14	813,098.02
Grand Aerie, Fraternal Order of Eagles, Kansas City, Mo. . . . .	51,714.28	28,118.65	49,582.98	9,778.55
Homesteaders, The, Des Moines, Iowa . . . . .	693,267.38	576,333.69	591,766.86	200,354.78
Independent Order of Foresters, Toronto, Canada . . . . .	5,435,969.10	6,500,609.78	43,753,327.79	43,078,283.69
Knights of Columbus, New Haven, Conn. . . . .	4,469,561.63	2,056,585.12	14,003,313.49	229,272.86
Knights of Pythias, Supreme Lodge, Indianapolis, Ind. . . . .	3,522,761.17	2,366,907.80	13,895,525.01	12,436,652.10
Ladies Catholic Benevolent Association, Erie, Pa. . . . .	2,595,635.28	1,635,958.53	6,643,782.90	157,300.04
Ladies of the Macabees, Port Huron, Mich. . . . .	762,423.47	514,413.45	2,070,962.59	97,666.07
Loyal American Life Association, Chicago, Ills. . . . .	489,283.50	376,550.87	754,566.45	48,209.45
Macabees, The, Detroit, Mich. . . . .	8,657,512.72	7,741,091.33	20,677,915.95	5,721,234.78
Masonic Mutual Life Association, Washington, D. C. . . . .	2,807,473.70	1,604,836.72	4,532,698.23	4,296,533.30
Modern Brotherhood of America, Mason City, Iowa . . . . .	1,551,752.17	1,006,862.84	5,536,137.41	297,716.30
Modern Order of Praetorians, Dallas, Texas . . . . .	1,281,345.04	825,896.72	3,522,030.05	70,934.38
Modern Woodmen of America, Rock Island, Ill. . . . .	25,772,244.03	19,170,543.97	28,234,936.40	2,325,515.48
Mosaic Templars of America, Little Rock, Ark. . . . .	448,191.23	450,215.79	665,904.53	82,018.67
National Benevolent Society, Kansas City, Mo. . . . .	51,176.01	51,910.44	12,148.00	748.00
National Council Junior Order United American Mechanics of the U. S. of N. A., Pittsburgh, Pa. . . . .	527,387.93	257,877.06	1,070,641.09	51,603.46
National Croation Society of the United States, Pittsburgh, Pa. . . . .	792,789.47	681,665.39	1,221,478.33	56,966.38
National Fraternal Society of the Dead, Chicago, Ill. . . . .	145,362.57	73,791.04	360,509.12	5,166.10
National Fraternal Society of the United States, Chicago, Ill. . . . .	362,234.56	347,801.49	177,301.46	70,137.47
National Protective Legion, Waverly, N. Y. . . . .	600,637.71	367,783.75	2,144,074.69	234,074.78
National Slovak Society of the United States of America, Pittsburgh, Pa. . . . .	3,364,624.87	2,832,521.08	3,317,847.63	2,576,213.64
National Union Assurance Society, Toledo, Ohio . . . . .	16,432.51	16,222.62	49,561.04	500.00
Order of Golden Links, Wheeling, W. Va. . . . .	2,019,870.53	1,130,060.01	6,160,149.52	287,006.82
Polish National Alliance of the United States of North America, Chicago, Ill. . . . .	1,349,456.31	739,455.46	3,877,041.27	204,240.23
Polish Roman Catholic Union of America, Chicago, Ill. . . . .	1,574,482.11	1,584,663.82	801,785.31	228,250.00
Protected Home Circle, Sharon, Pa. . . . .	188,391.11	138,889.80	183,039.39	9,323.00

Royal Arcanum, The, Boston, Mass.....	6,837,023.64	5,029,777.80	11,682,054.40	498,090.95
Royal Neighbors of America, Rock Island, Ill.....	6,497,580.17	3,293,538.62	9,663,544.00	457,777.11
Security Benefit Association, Topeka, Kansas.....	4,045,394.33	3,764,455.00	2,522,318.67	674,345.05
South Slavonic Catholic Union, Ely, Minn.....	262,584.84	179,197.85	471,989.91	50,324.37
Supreme Camp of the American Woodmen, Denver, Colorado.....	536,142.92	344,428.24	835,052.56	20,855.71
Supreme Tribe of Ben Hur, Crawfordville, Ind.....	1,869,288.46	1,270,968.85	3,291,865.67	119,992.44
Supreme Lodge, of Shield of Honor, Baltimore, Md.....	119,439.19	83,307.79	153,388.88	6,000.00
Teachers Protective Union, Lancaster, Pa.....	164,088.44	123,853.71	115,296.90	8,642.25
Travelers Protective Association, St. Louis, Mo.....	866,440.05	775,678.62	818,896.90	150,777.34
Ukrainian National Association, Jersey City, N. J.....	762,694.47	142,810.96	679,572.96	119,906.07
United Commercial Travelers of America, Columbus, Ohio.....	1,361,878.46	1,194,422.63	1,621,318.12	255,977.54
Western Mutual Life Association, Los Angeles, Cal.....	461,402.57	315,127.24	1,048,237.20	513,983.50
Woman's Benefit Association of the Mascabees, Port Huron, Mich.....	3,990,482.32	2,525,108.16	16,198,228.04	274,993.80
Woodmen Circle, Supreme Forest, Omaha, Neb.....	2,259,180.99	2,056,965.19	10,740,519.77	320,747.62
Woodmen of the World, Omaha, Neb.....	16,959,489.75	11,237,829.30	48,964,277.59	1,744,059.53
Workmen's Circle, The, New York, N. Y.....	1,176,308.11	744,857.55	1,958,761.02	95,649.57

TABLE VI  
Fire Insurance Companies of the United States, Showing the Net Amount of Risks Written, Premiums Received, Losses Paid and Losses Incurred in the State of West Virginia for the Year Ending December 31, 1921

NAME OF COMPANY	Net Risks Written	Net Premiums Received	Net Losses Paid	Net Losses Incurred
Aetna Insurance Company, Hartford, Conn.	28,337,197.00	329,183.26	176,464.87	184,116.96
Agricultural Insurance Company, Watertown, N. Y.	2,865,088.00	43,786.19	31,467.56	29,818.46
Alliance Insurance Company, Philadelphia, Pa.	1,312,448.00	18,631.19	9,962.35	9,238.74
American Alliance Insurance Company, New York, N. Y.	908,116.00	7,875.54	3,983.35	3,710.35
American Central Insurance Company, St. Louis, Mo.	3,148,912.00	45,313.59	25,766.13	26,716.35
American Central Fire Insurance Company, Cincinnati, Ohio	427,961.00	3,780.58	605.98	685.86
American Eagle Fire Insurance Company, New York, N. Y.	5,028,577.00	36,764.03	19,129.57	18,968.78
American Equitable Assurance Company, New York, N. Y.	616,598.00	7,764.27	5,216.79	5,357.75
American Equitable Corporation, New York, N. Y.	813,498.00	13,969.05	6,238.78	3,784.75
American Fire Insurance Company, Newark, N. J.	7,137,862.00	107,559.95	54,962.44	46,721.74
American National Fire Insurance Company, Columbus, Ohio	655,243.00	8,849.95	4,806.77	6,741.94
American National Fire Insurance Company, Hartford, Conn.	10,925,867.00	118,329.53	74,841.44	67,597.55
Automobile Insurance Company, New York, N. Y.	5,426,639.00	81,383.58	33,329.69	34,497.22
Buffalo Insurance Company, Buffalo, N. Y.	335,771.00	4,542.93	1,579.90	2,467.50
Boston Insurance Company, Boston, Mass.	342,816.00	3,679.13	1,757.37	2,467.50
California Insurance Company, San Francisco, Cal.	2,626,906.00	39,347.58	24,244.07	24,392.96
Caledonian-American Insurance Company, Camden, N. J.	5,174,457.00	78,764.45	43,996.19	49,369.19
Capital Fire Insurance Company, Concord, N. H.	86,964.00	996.17	316.19	5,737.15
Central Fire Insurance Company, Van Wert, Ohio	978,894.00	11,249.26	5,963.18	5,737.15
Central States Fire Insurance Company, Wichita, Kansas	56,395.00	625.32	237.11	393.18
Citizens Insurance Company of Missouri, St. Louis, Mo.	1,073,037.00	17,526.35	4,227.66	7,283.50
City Insurance Company of Pennsylvania, Sunbury, Pa.	46,387.00	1,594.31	2,170.00	1,985.07
City of New York Fire Insurance Company, New York, N. Y.	1,598,119.00	22,604.61	5,233.61	5,747.94
Cleveland National Fire Insurance Company, Cleveland, Ohio	536,758.00	8,042.18	3,233.82	3,935.36
Columbia Insurance Company, Dayton, Ohio	343,953.00	3,208.51	3,847.90	5,935.36
Columbia Insurance Company, Jersey City, N. J.	1,444,177.00	18,606.59	12,412.87	12,943.81
Columbian National Fire Insurance Company, Lansing, Mich.	446,397.00	5,506.34	474.16	777.33
Columbian Insurance Company, Indianapolis, Ind.	127,890.00	2,112.30	285.66	2,504.38
Commonwealth Fire Insurance Company, New York, N. Y.	3,958,459.00	8,792.19	8,561.20	7,900.30
Commonwealth Insurance Company, New York, N. Y.	1,824,786.00	17,281.33	8,512.72	11,604.20
Connecticut Fire Insurance Company, Milwaukee, Wis.	2,391,229.00	32,877.69	26,448.61	30,968.69
Connecticut Fire Insurance Company, Hartford, Conn.	3,780,309.00	42,461.89	25,841.23	30,298.57
Continental Insurance Company, New York, N. Y.	24,300,947.00	186,034.04	96,702.58	121,946.23
County Fire Insurance Company, Philadelphia, Pa.	113,528.00	1,218.20	67.59	950.74
Des Moines Reinsurance Fire Company, Des Moines, Iowa	72,443.00	764.20	236.92	1,539.12
Detroit Fire & Marine Insurance Company, Detroit, Mich.	169,038.00	2,500.93	1,822.36	1,955.10
Detroit National Fire Insurance Company, Detroit, Mich.	66,195.00	751.57	237.11	336.61
Dixie Fire Insurance Company, Greensboro, N. C.	112,325.00	1,772.93	2,379.53	2,965.33

Eagle Fire Insurance Company, Newark, N. J.	385,195.00	6,432.78	5,991.39
Equitable Fire Insurance Company, Charleston, S. C.	65,193.15	746.81	340.30
Equitable Fire & Marine Insurance Company, Providence, R. I.	671,174.00	8,100.98	4,829.44
Eureka Insurance Company, Philadelphia, Pa.	54,610.00	946.63	942.98
Farmers Fire Insurance Company, York, Pa.	60,028.00	1,081.10	394.32
Federal Fire Insurance Company, Jersey City, N. J.	4,972,825.00	7,193.46	3,899.89
Federal Union Insurance Company, Chicago, Ill.	74,810.00	1,242.03	4,027.12
Federal Fire Insurance Company, Mason City, Iowa	14,383.00	12.84	402.04
Fidelity-Phoenix Fire Insurance Company, New York, N. Y.	18,853,908.00	146,546.65	134.81
Fire Association of Philadelphia, Philadelphia, Pa.	11,205,905.00	157,903.30	88,074.52
Fireman's Fund Insurance Company, San Francisco, Cal.	9,137,899.00	131,914.03	72,468.46
Fire Reinsurance Company, Newark, N. J.	4,640,845.00	29,669.01	67,361.50
First Reinsurance Company of Hartford, Hartford, Conn.	2,236,114.00	48,565.73	29,167.26
Fire Reinsurance Company, New York, N. Y.	5,118,783.00	4,991.73	36,712.42
Fireburn Insurance Company, Philadelphia, Pa.	205,050.00	4,059.75	6,488.05
Franklin Fire Insurance Company, Columbus, Ga.	5,478,310.00	95,798.30	41.53
Georgia Home Insurance Company, Columbus, Ga.	1,422,063.00	20,188.12	60,536.41
Girard Fire & Marine Insurance Company, Philadelphia, Pa.	1,174,343.00	20,415.76	9,184.27
Glens Falls Insurance Company, Glens Falls, N. Y.	12,111.45	42,510.05	3,576.54
Globe National Fire Insurance Company, Sioux City, Iowa.	967,478.00	15,764.38	40,455.06
Globe & Rutgers Fire Insurance Company, New York, N. Y.	12,158,469.00	203,154.03	11,921.98
Graule State Fire Insurance Company, Portsmouth, N. H.	2,317,265.00	37,170.55	261,966.30
Great American Insurance Company, New York, N. Y.	18,544,027.00	199,976.28	27,982.30
Great Lakes Insurance Company, Chicago, Ill.	23,909.00	458.37	84,957.72
Great Union Fire & Marine Insurance Company, New Orleans, La.	49,079.00	494.72	846.35
Great Western Fire Insurance Company, Chicago, Ill.	1,000.00	494.72	174.49
Guaranty Fire Assurance Corporation, New York, N. Y.	1,252.00	13.26	
Hanover Fire Insurance Company, New York, N. Y.	3,960,657.00	37,185.70	23,049.15
Hardware Dealers Mutual Fire Insurance Company, Stevens Point, Wis.	1,157,246.00	12,619.45	100.00
Hartford Fire Insurance Company, Hartford, Conn.	93,595,964.00	481,000.88	185,785.50
Hartford Securities Fire Insurance Company, Des Moines, Iowa.	85,183.00	746.50	209,817.36
Home Fire & Marine Insurance Company of California, San Francisco, California.	3,904,789.90	58,348.66	101.07
Home Insurance Company, New York, N. Y.	45,543,417.00	307,666.04	17,294.44
Hudson Insurance Company, New York, N. Y.	1,169,181.00	18,299.63	159,517.05
Imperial Assurance Company, New York, N. Y.	1,828,324.00	17,261.35	15,353.66
Indiana Lumbermen's Mutual Insurance Company, Indianapolis, Ind.	489,275.00	5,819.29	2,969.01
Insurance Company of North America, Philadelphia, Pa.	164,013.29	59,873.10	56,803.26
Insurance Company of the State of Pennsylvania, Philadelphia, Pa.	1,790,789.68	10,728.22	8,997.62
International Insurance Company, New York, N. Y.	2,059,988.00	33,445.11	20,098.00
Inter-State Fire Insurance Company, Detroit, Mich.	117,234.00	1,971.03	17,547.07
Inter-Ocean Fire Insurance Company, Cedar Rapids, Iowa.	1,375,492.00	8,941.16	1,850.68
Iowa National Fire Insurance Company, Des Moines, Iowa.	117,234.00	2,969.69	3,162.82
Liberty Fire Insurance Company, St. Louis, Mo.	133,982.00	2,240.97	1,542.04
Lumbermen's Mutual Insurance Company, Mansfield, Ohio.	729,748.00	17,284.50	2,111.84
Lumbermen's Mutual Insurance Company, Boston, Mass.	399,584.69	11,179.46	
Lumber Mutual Fire Insurance Company, Chicago, Ill.	121,745.00	1,751.20	
Maryland Motor Car Insurance Company, Baltimore, Md.	249,111.00	3,278.75	2,842.10
Massachusetts Fire & Marine Insurance Company, Boston, Mass.	292,091.00	669.66	744.98
	1,784.84	344.30	341.44



TABLE VI—Continued  
 Fire Insurance Companies of the United States, Showing the Net Amount of Risks Written, Premiums Received, Losses Paid and Losses Incurred in the State of West Virginia for the Year Ending December 31, 1921.

NAME OF COMPANY	Net Risks Written	Net Premiums Received	Net Losses Paid	Net Losses Incurred
Mechanics and Traders Insurance Company, Philadelphia, Pa.	1,061,206.00	13,464.87	3,743.13	8,514.21
Mechanics & Traders Insurance Company, New Orleans, La.	5,340,860.00	52,454.94	25,464.02	17,203.64
Mercantile Insurance Company of America, New York, N. Y.	16,425.30	5,752.57	4,816.57	4,816.57
Mercantile & Business Men's Mutual Fire Insurance Company, Towanda, Pa.	134,800.00	2,311.91	190.88	34.08
Merchants Fire Insurance Corporation, New York, N. Y.	2,673,973.00	40,043.01	23,764.14	26,755.14
Merchants Fire Insurance Company, Denver, Colorado	75,223.00	824.20	237.11	345.83
Michigan Fire & Marine Insurance Company, Detroit, Mich.	472,706.00	8,792.48	1,380.63	3,321.83
Michigan Millers Mutual Fire Insurance Company, Lansing, Mich.	1,134,132.00	15,113.98	7,947.99	7,062.11
Mill Owners Mutual Fire Insurance Company of Iowa, Des Moines, Iowa	435,450.00	6,722.46	11.61	11.61
Milwaukee Mechanics Insurance Company, Milwaukee, Wis.	1,990,018.00	30,422.54	33,318.76	34,035.79
Milwaukee Mechanics Insurance Company, Minneapolis, Minn.	81,932.00	930.75	297.83	398.90
Minnesota Fire & Marine Insurance Company, Owatonna, Minn.	429,924.00	6,893.77	80.45	8.26
Mutual Fire Insurance Company of Chester County, Coatesville, Pa.	858,139.00	12,732.16	2,360.21	3,160.21
National Fire Insurance Company, Hartford, Conn.	30,145,355.00	400,393.42	241,292.86	228,186.61
National Liberty Insurance Company of America, New York, N. Y.	2,512,011.00	33,543.26	14,064.79	13,630.63
National Security Fire Insurance Company, Omaha, Neb.	5,295,150.00	68,353.29	43,506.66	42,070.31
National Union Fire Insurance Company, Pittsburgh, Pa.	2,486,597.00	32,991.11	7,956.46	5,379.70
Newark Fire Insurance Company, Newark, N. J.	117,234.00	1,959.19	1,961.06	2,134.51
New England Fire Insurance Company, Pittsfield, Mass.	2,314,722.00	29,288.88	15,501.28	14,345.29
New Hampshire Fire Insurance Company, Manchester, N. H.	7,400,087.00	79,197.77	35,405.92	39,986.98
Niagara Fire Insurance Company, New York, N. Y.	3,307,260.00	44,498.72	17,571.18	4,352.18
North River Insurance Company, New York, N. Y.	144,250.00	1,870.53	.....	.....
Northwestern Fire & Marine Insurance Company, Minneapolis, Minn.	838,440.00	10,085.85	3,269.11	5,452.34
Northwestern Mutual Fire Association, Seattle, Wash.	261,850.00	5,075.72	.....	.....
Northwestern National Insurance Company, Milwaukee, Wis.	60,150.00	769.16	1.34	.....
Ohio Hardwear Mutual Insurance Company, Coshocton, Ohio	268,059.00	3,990.39	3,808.53	4,318.41
Ohio Underwriters Mutual Fire Insurance Company, Van Wert, Ohio	1,600,331.00	21,966.29	9,190.05	8,400.94
Old Bay State Insurance Company, Concord, Mass.	1,127,641.00	11,939.39	9,218.68	12,944.63
Old Colony Insurance Company, Boston, Mass.	4,155,765.00	42,870.18	12,545.52	11,554.10
Orient Insurance Company, Hartford, Conn.	10,406.78	216.57	.....	.....
Peninsular Fire Insurance Company of America, Grand Rapids, Mich.	412,775.00	7,154.14	44,376.57	33,248.89
Pennsylvania Fire Insurance Company, Philadelphia, Pa.	6,333,942.00	77,154.14	44,376.57	2,625.23
Pennsylvania Lumbermen's Mutual Fire Insurance Company, Philadelphia, Pa.	159,891.00	2,837.02	2,476.81	55,833.66
Preferred Risks Fire Insurance Company, Topeka, Kansas	5,899,155.00	93,827.01	57,749.95	67,472.31
Providence Washington Insurance Company, Providence, R. I.	11,950,007.00	99,974.34	78,383.31	.....
Queen Insurance Company of America, New York, N. Y.	.....	.....	.....	.....

Reliable Fire Insurance Company, Dayton, Ohio.....	5,905.92	759.47	749.10
Reliance Insurance Company, Philadelphia, Pa.....	3,446.01	6,206.94	3,791.39
Retail Hardware Mutual Fire Insurance Company, Minneaplis, Minn.....	8,316.10	.....	.....
Rhode Island Insurance Company, Providence, R. I.....	44,266.14	21,586.69	24,317.09
Rocky Mountain Fire Insurance Company, Great Falls, Mont.....	1,094.98	186.26	245.60
Rossia Insurance Company of America, Hartford, Conn.....	87,295.99	73,299.00	63,815.00
St. Paul Fire & Marine Insurance Company, St. Paul, Minn.....	161,978.40	69,650.59	67,047.09
Savannah Fire Insurance Company, Savannah, Ga.....	1,687.56	455.44	472.93
Security Insurance Company, New Haven, Conn.....	40,121.01	27,297.11	23,313.99
Southern Carolina Insurance Company, Columbia, S. C.....	5,166.76	4,541.83	6,687.74
Southern Home Insurance Company, Charleston, S. C.....	5,675.59	1,334.29	1,014.37
Springfield Fire & Marine Insurance Company, Springfield, Mass.....	172,680.52	90,896.68	98,066.29
Standard Fire Insurance Company, Hartford, Conn.....	13,801.56	8,098.04	9,195.85
Star Insurance Company of America, New York, N. Y.....	19,672.62	4,525.37	22,398.95
Sterling Fire Insurance Company, Indianapolis, Ind.....	786,740.00	7,470.11	7,333.51
Union Reserve Insurance Company, New York, N. Y.....	1,327,213.00	5,771.27	6,426.27
United American Insurance Company, Pittsburgh, Pa.....	251,250.00	5,283.83	5,291.51
United Firemen's Insurance Company, Philadelphia, Pa.....	3,554.31	839.13	653.45
United States Fire Insurance Company, New York, N. Y.....	507,698.00	6,806.92	4,776.92
Utah Home Fire Insurance Company, Salt Lake City, Utah.....	1,770,695.00	395.19	432.69
Victory Insurance Company, Philadelphia, Pa.....	1,088,705.00	3,809.32	3,949.44
Washington Marine Insurance Company, New York, N. Y.....	1,678,552.00	.....	.....
Washington Fire Insurance Company, New York, N. Y.....	17,112.00	11.36	11.36
Westchester Fire Insurance Company, Pittsburgh, Pa.....	4,433,401.00	32,457.46	27,132.62
Western Insurance Company, Pittsburgh, Pa.....	242,669.00	.....	.....
Wheeler Fire Insurance Company, Wheeling, W. Va.....	2,534,818.00	5,841.97	4,051.03
<b>Totals.....</b>	<b>\$ 574,704,869.37</b>	<b>\$ 3,161,955.90</b>	<b>\$ 3,092,379.36</b>

Loss ratio 52.65% on this table.

TABLE VII

Fire Insurance Companies of Other Countries, Showing the Net Amount of Risks Written, Premiums Received, Losses Paid and Losses Incurred in the State of West Virginia for the Year Ending December 31, 1921

NAME OF COMPANY	Net Risks Written	Net Premiums Received	Net Losses Paid	Net Losses Incurred
Abellie Fire Insurance Company, Paris, France	1,328,553.00	10,007.24	10,827.66	10,555.82
Alliance Assurance Company, Ltd., London, England	613,088.00	8,509.30	2,130.80	2,691.47
Alpha General Insurance Co., Ltd., Calcutta, India	487,212.00	6,123.00	1,470.80	5,151.87
Atlas Assurance Company, Ltd., London, England	6,057,203.00	48,050.42	2,648.23	3,028.08
Baltica Assurance Company, Ltd., Copenhagen, Denmark	1,115,781.00	3,470.94	7,738.82	8,448.82
British American Assurance Company, Toronto, Canada	2,561,577.00	38,516.27	26,891.00	26,203.83
British General Assurance Company, Ltd., London, England	3,417,081.00	37,740.30	6,314.82	7,023.84
Canadian General Insurance Company, Edinburgh, Scotland	3,477,113.00	55,211.06	6,517.75	7,429.84
City Equitable Fire Insurance Company, Christiania, Norway	11,780,256.00	48,129.87	34,019.48	34,007.04
City of London Fire Insurance Company, Ltd., London, England	1,816,320.00	22,422.93	13,988.22	18,208.22
Compagnie Generale Assurances, Ltd., London, England	3,684,600.00	57,798.00	5,917.71	43,087.82
Eagle Star & British Dominion Assurance Company, Ltd., London, England	1,464,673.00	13,960.58	6,534.01	5,901.80
First Russian Insurance Company, Petrograd, Russia	1,464,672.00	15,565.06	16,273.84	15,868.47
General Fire Assurance Company, Paris, France	3,372,785.00	48,937.06	27,985.31	27,985.31
Japan Insurance Company, Moscow, Russia	380,567.00	4,650.55	26,601.11	81.00
La Cumbre Insurance Company, Havana, Cuba	919,524.00	13,000.85	5,262.63	6,491.83
Law Union & Rock Insurance Company, London, England	6,327,413.00	89,578.47	40,631.11	47,053.91
Liverpool & London & Globe Insurance Company, Liverpool, England	2,598,982.00	42,749.77	30,511.33	32,243.14
London Assurance Corporation, London, England	1,402,442.00	17,345.58	7,477.09	7,456.82
London & Lancashire Insurance Company, Liverpool, England	264,872.00	2,799.51	1,533.09	2,460.84
Marine Insurance Company, Ltd., London, England	3,852,726.00	6,642.44	4,887.00	2,660.56
Metropolitan National Insurance Company, Havana, Cuba	402,084.00	6,568.51	6,099.65	5,544.04
Mercow Fire Insurance Company, Moscow, Russia	1,040,635.00	17,268.14	1,164.00	9,214.04
Nationale Fire Insurance Company, Moscow, Russia	1,328,557.00	19,007.24	10,827.66	10,555.82
Nationale Fire Insurance Company, Moscow, Russia	165,038.00	9,000.53	13,664.25	9,758.82
Nationale Fire Insurance Company, Moscow, Russia	574,473.00	9,411.56	9,818.42	7,918.50
Nationals Fire Insurance Company, Paris, France	164,030.00	1,517.24	1,517.24	1,517.24
Netherlands Fire & Life Insurance Company, The Hague, Holland	665,083.00	11,803.18	9,554.36	8,110.38
Nippon Fire Insurance Company, Ltd., Tokyo, Japan	342,099.00	3,268.33	2,007.06	440.00
Nordic Fire Insurance Company, Ltd., Copenhagen, Denmark	3,326,138.00	40,397.26	14,700.38	14,547.58
Norfolk Reinsurance Company, Ltd., Christiania, Norway	3,949,712.00	53,434.76	19,689.88	18,068.68
North British & Mercantile Insurance Company, London, England	96,007.00	2.74	23,607.08	23,607.08
Northern Assurance Company, Ltd., London, England	66,007.00	1,681.06	1,044.17	26,478.80
Northern Assurance Company, Ltd., Moscow, Russia	1,328,557.00	19,007.24	10,827.66	10,555.82
Norwegian Assurance Union, Ltd., Christiania, Norway	1,328,557.00	19,007.24	10,827.66	10,555.82
Norwegian Atlas Insurance Company, Ltd., Christiania, Norway	1,328,557.00	19,007.24	10,827.66	10,555.82

Norwich Union Fire Insurance Society, Norwich, England.....	3,734,063.00	49,556.79	23,518.88	40,596.26
Palatine Insurance Company, Ltd., London, England.....	6,697,963.00	28,345.19	15,404.01	17,426.01
Patrimelle Fire Insurance Company, Ltd., Paris, France.....	1,404,954.00	20,915.57	15,497.07	12,455.00
Patriotic Assurance Company, Ltd., Dublin, Ireland.....	1,926,782.00	16,705.72	7,904.26	8,408.26
Phoenix Fire Insurance Company, Paris, France.....	1,338,555.00	19,007.26	10,837.64	10,555.43
Phoenix Assurance Company, Ltd., London, England.....	4,868,637.00	62,483.19	23,769.93	24,863.93
Prudential Re & Coinsurance Company, Ltd., Zurich, Switzerland.....	3,327,204.00	46,120.09	28,934.24	30,284.72
Reinsurance Company Salmandra, Copenhagen, Denmark.....	5,804,200.00	75,623.98	56,853.36	49,631.37
Royal Exchange Assurance, London, England.....	1,906,867.00	14,970.66	14,858.22	13,221.22
Royal Re-Insurance Company, Ltd., Liverpool, England.....	11,498,410.00	113,507.05	56,302.31	49,114.61
Russian Re-Insurance Company, Petrograd, Russia.....	650,391.00	10,795.85	7,042.00	5,901.00
Salamandra Insurance Company, Petrograd, Russia.....	4,045,056.00	52,801.25	39,315.86	46,793.38
Scandinavian American Assurance Corporation, Ltd., Christiania, Norway.....	690,015.00	15,483.94	19,157.12	16,169.12
Scottish Union & National Insurance Company, Edinburgh, Scotland.....	3,308,607.00	38,633.23	14,627.62	14,219.62
Second Russian Insurance Company, Petrograd, Russia.....	1,116,394.00	20,688.28	20,729.22	17,267.63
Scandia Insurance Company, Stockholm, Sweden.....	1,404,953.00	20,942.53	20,729.22	17,267.63
Skandinavia Insurance Company, Ltd., Copenhagen, Denmark.....	4,205,937.00	66,382.77	71,457.45	11,461.16
Sun Insurance Office, London, England.....	5,488,030.00	68,890.13	23,839.78	21,040.82
Svea Fire & Life Insurance Company, Gothenburg, Sweden.....	838,411.00	22,314.77	24,193.47	18,310.85
Swiss Reinsurance Company, Zurich, Switzerland.....	3,431,491.00	50,424.99	27,770.31	28,376.46
Tokio Marine & Fire Insurance Company, Ltd., Tokio, Japan.....	236,693.00	6,159.85	10,820.27	8,050.43
Union Assurance Society, Ltd., London, England.....	594,290.00	17,226.85	9,478.04	11,488.04
Union Fire Insurance Company, Paris, France.....	930,253.00	12,935.38	10,908.10	10,976.35
Union Hispano Americana de Seguros, Havana, Cuba.....	168,817.00	12,908.65	9,071.10	1,354.70
Union Insurance Society of Canton, Ltd., Hongkong, China.....	2,413,300.00	47,472.12	15,830.72	17,564.54
Union Marine Insurance Company, Ltd., Liverpool, England.....	96,129.00	1,404.34	239.33	224.33
Union & Phoenix Estanol Insurance Company, Madrid, Spain.....	2,545,562.00	38,583.58	37,679.77	22,647.06
Urbaine Fire Insurance Company, Paris, France.....	2,151,594.00	44,228.78	46,395.10	29,593.80
Warsaw Fire Insurance Company, Warsaw, Poland.....	614,021.00	7,549.22	6,432.90	6,593.34
Western Alliance Reinsurance Company, Ltd., London, England.....	164,967.00	2,733.62	5,029.05	5,257.05
Western Assurance Company, Toronto, Canada.....	3,001,108.00	30,453.48	11,317.55	14,500.18
World Auxiliary Insurance Corporation, Ltd., London, England.....	848,402.00	13,305.08	18,283.87	18,596.37
<b>Totals.....</b>	<b>\$ 149,903,577.00</b>	<b>\$ 1,845,988.16</b>	<b>\$ 1,227,446.98</b>	<b>\$ 1,173,070.33</b>

Loss ratio 63.54% on this table.  
Loss ratio 85.26% on tables VI and VII combined

**TABLE[VIII]**  
**Life Insurance Companies, Showing the Amount of Policies Issued and Ceased During 1921, the Amount in Force at the End of the Year and the Premiums Received and Losses Incurred for the Year Ending December 31, 1921.**

NAME OF COMPANY	Policies Issued During 1921		Ceased During 1921	In Force at End of Year	Premiums Received	Losses Incurred
	No.	Amount				
Aetna Life Insurance Company, Hartford, Conn.	70	\$ 355,217.51	100,346.00	\$ 3,138,509.35	\$ 90,434.13	\$ 53,275.00
American National Insurance Company, Galveston, Texas		152,280.00	246,000.00	388,800.00	6,089.14	1,500.00
Atlantic Life Insurance Company, Richmond, Va.	44	133,700.00	15,016.00	680,724.00	14,153.39	
Bankers Life Insurance Company, Des Moines, Iowa	349	1,635,441.00	699,543.00	5,226,515.00	132,942.33	10,026.00
Cleveland Life Insurance Company, Lincoln, Neb.	15	30,436.00	1,000.00	68,498.00	2,185.91	
Columbian Life Insurance Company, Cleveland, Ohio	344	438,500.00	380,423.00	3,896,288.00	107,830.00	17,589.44
Coverlet Life & Casualty Company, Jacksonville, Ill.	40	22,892.00	41,501.00	35,978.00	990.47	
Columbian National Life Insurance Company, Boston, Mass.	136	531,777.00	438,735.00	2,886,713.00	76,492.87	11,500.00
Columbus Mutual Life Insurance Company, Columbus, Ohio	178	130,939.00	28,500.00	353,088.00	13,267.45	
Connecticut General Life Insurance Company, Hartford, Conn.	147	613,880.00	172,620.00	917,913.00	27,658.25	10,000.00
Connecticut Mutual Life Insurance Company, Hartford, Conn.	166	557,660.00	308,704.00	2,645,404.00	82,870.02	11,001.00
Conservative Life Insurance Company, Wheeling, W. Va.	1217	2,939,374.00	2,120,869.00	9,985,353.00	311,782.08	56,385.00
Continental Assurance Company, Chicago, Ill.	8	13,000.00	3,000.00	10,000.00	411.67	
Continental Life Insurance Company, Wilmington, Del.	3113	137,000.00	30,000.00	107,000.00	2,624.02	
Equitable Life Assurance Society of the U. S., New York, N. Y.	2	11,776,012.00	4,178,304.00	42,139,422.00	1,516,679.59	198,839.03
Equitable Life Insurance Company, Washington, D. C.	5380	1,766,569.00	1,601,900.00	3,140,039.00	24,971.06	58,280.00
Fidelity Mutual Life Insurance Company, Philadelphia, Pa.	7032	1,327,808.00	366,902.00	2,447,785.00	86,384.97	4,775.00
George Washington Life Insurance Company, Charleston, W. Va.	128	316,081.00	132,894.00	3,799,893.00	148,111.57	25,439.00
Guardian Life Insurance Company of America, New York, N. Y.	638	1,523,628.00	606,810.00	8,978,182.00	80,180.83	12,542.00
Home Life Insurance Company, New York, N. Y.	102	463,500.00	125,536.00	2,950,945.00	80,589.56	43,783.08
International Life Insurance Company, St. Louis, Mo.	438	1,115,741.00	447,359.00	1,384,031.00	53,963.10	993.00
Jefferson Standard Life Insurance Company, Greensboro, N. C.	304	1,272,353.00	598,236.00	6,100,728.00	202,827.12	35,561.67
John Hancock Mutual Life Insurance Company, Boston, Mass.	401	5,547,100.00	218,194.00	2,968,724.00	110,392.88	6,000.00
Kentucky Central Life & Accident Insurance Company, Anchorage, Ky.	593	2,311,921.00	931,062.00	6,100,728.00	65,106.37	2,000.00
Life Insurance Company of Virginia, Richmond, Va.	5560	596,753.00	557,022.00	14,444,655.00	425,496.53	116,132.00
Lincoln National Life Insurance Company, Ft. Wayne, Ind.	683	97,886.00	45,470.00	538,269.00	15,957.86	5,216.50
Manhattan Life Insurance Company, New York, N. Y.	811	1,846,919.00	132,349.00	2,821,500.00	8,229.98	2,347.00
Maryland Assurance Corporation, Baltimore, Md.	8	22,000.00	828,000.00	393,324.00	27,228.21	5,099.96
Maryland Life Insurance Company, Baltimore, Md.	54	5,000.00	3,000.00	460,248.00	107,868.17	18,500.00
Massachusetts Mutual Life Insurance Company, Springfield, Mass.	688	1,851,670.00	596,830.00	3,000.00	184.27	
Metropolitan Life Insurance Company, New York, N. Y.	4976	5,357,519.00	3,111,988.00	578,430.00	16,942.34	5,923.00
Metropolitan Life Insurance Company, New York, N. Y.	1	1,769,800.00	1,897,550.00	6,928,541.00	207,819.67	39,639.00
Metropolitan Life Insurance Company, New York, N. Y.	40669	6,157,515.00	4,050,859.00	28,413,391.00	848,944.15	174,231.18
Metropolitan Life Insurance Company, New York, N. Y.			2,639,800.00	2,639,800.00	15,175.80	37,426.06
Metropolitan Life Insurance Company, New York, N. Y.			24,497,921.00	24,497,921.00	899,565.90	234,434.86

Michigan Mutual Life Insurance Company, Detroit, Mich.	215	617,380.48	390,283.81	1,700,130.47	49,234.01	4,327.47
Missouri State Life Insurance Company, St. Louis, Mo.	229	888,239.00	318,500.00	1,897,416.00	50,884.82	5,000.00
Ordinary Group						
Mutual Benefit Life Insurance Company, Newark, N. J.	372	1,119,500.00	334,482.00	1,199,500.00	1,175.92	
Mutual Life Insurance Company of New York, New York, N. Y.	1113	1,215,101.00	1,366,429.51	9,433,090.00	270,920.99	54,401.90
National Benefit Life Insurance Company, Washington, D. C.	78	33,500.00	13,500.00	20,399,506.00	685,900.37	157,905.20
Ordinary Industrial						
National Life & Accident Insurance Company, Nashville, Tenn.	4652	1,050,678.00	435,276.00	615,472.00	1,372.14	511.56
Ordinary Industrial	17	34,000.00	24,500.00	40,000.00	1,106.52	1,500.07
National Life Insurance Company, Montpelier, Vt.	301	225,555.00	199,438.00	109,154.00	3,637.45	533.00
New England Mutual Life Insurance Company, Boston, Mass.	64	1,134,531.07	423,701.28	6,631,824.06	205,162.67	84,419.90
New York Life Insurance Company, New York, N. Y.	301	278,946.00	133,739.00	1,801,235.00	47,348.81	2,000.00
North American Life Insurance Company, Chicago, Ill.	1298	5,281,185.00	1,983,912.00	28,446,427.00	938,399.46	227,842.75
Northwestern Mutual Life Insurance Company, Milwaukee, Wis.	27	77,000.00	30,018.00	823,376.00	23,993.03	10,000.00
Ohio National Life Insurance Company, Cincinnati, Ohio	1581	6,105,472.00	2,019,724.00	26,280,261.00	734,874.50	121,531.00
Ohio State Life Insurance Company, Columbus, Ohio	243	645,964.00	333,107.00	1,381,825.00	52,506.86	2,500.00
Pacific Mutual Life Insurance Company, Los Angeles, Cal.	154	343,500.00	61,500.00	775,083.00	26,407.79	2,500.00
Pennsylvania Life Insurance Company, New Orleans, La.	239	937,454.00	339,491.00	2,848,581.00	95,947.27	45,926.00
Pennsylvania Mutual Life Insurance Company, Philadelphia, Pa.	663	305,200.00	114,561.00	2,848,581.00	28,858.35	5,000.00
Phenix Mutual Life Insurance Company, Philadelphia, Pa.	37	3,319,380.00	1,086,297.00	19,736,873.00	590,517.68	120,957.00
Provident Life & Accident Insurance Company, Chattanooga, Tenn.	63	206,321.00	294,912.00	1,728,180.00	8,296.88	5,000.00
Provident Life & Trust Company of Philadelphia, Philadelphia, Pa.	128	185,316.66	65,414.38	1,794,668.71	57,200.39	7,589.38
Prudential Insurance Company of America, Newark, N. J.	17	46,500.00		46,500.00	1,284.72	6,000.00
Ordinary Group						
128	368,075.00	202,040.00	1,978,619.00	38,766.49	6,000.00	
1706	3,512,234.00	1,879,743.00	20,228,607.00	590,902.16	154,918.57	
Ordinary Industrial	2	283,000.00	172,750.00	349,750.00	3,858.09	1,000.00
25551	5,226,283.00	2,794,852.00	20,682,286.00	691,274.63	125,197.62	
87	467,032.00	234,262.00	626,610.00	7,784.36	9,500.00	
891	2,290,500.00	910,647.00	7,713,152.00	256,808.14	46,164.44	
208	655,647.00	356,072.00	1,633,135.00	54,999.10	10,500.00	
208	655,647.00	356,072.00	1,633,135.00	54,999.10	10,500.00	
44	106,000.00	56,000.00	360,620.00	11,894.62		
302	685,106.00	116,685.00	1,130,171.00	47,102.82	1,000.00	
93	419,000.00	525,621.00	1,839,592.00	49,787.05	5,000.00	
221	698,484.00	544,628.00	6,185,015.00	108,937.55	32,811.90	
221	1,819,123.00	365,905.00	8,529,599.00	206,411.63	34,616.94	
Ordinary Group						
603	150,200.00	187,550.00	349,300.00	4,181.10	2,200.00	
185	659,000.00	416,486.00	4,493,715.00	140,234.63	60,618.40	
114	398,800.53	163,935.66	2,087,332.91	68,637.72	31,174.76	
3	5,000.00			108.00	500.00	
1	1,000.00			7,500.10		
1391	1,483,000.00	11,000.00	107,988.00	2,976.28	7,378.00	
Ordinary Industrial						
114	767,150.00	767,150.00	2,505,940.00	39,225.76	14,500.00	
10082	3,575,510.00	3,978,912.00	5,107,338.00	231,096.48	48,023.22	
TOTALS	131038	98,939,490.00	50,040,567.64	398,541,325.60	12,641,173.13	2,699,231.39

Loss ratio 20.56%

TABLE IX  
Miscellaneous Companies—Premiums and Losses on Business in West Virginia for the Year Ending December 31, 1921

NAME OF COMPANY	Class of Business	Gross Premiums Received	Total	Gross Losses Paid	Total
Aetna Casualty & Surety Company, Hartford, Conn.	Accident. Auto Liability. Fidelity. Surety.	353.61 16,200.59 191.34 4,290.25		96.52 6,294.15	
	Plate Glass. Burglary and Theft. Sprinkler.	4,185.11 1,705.39 519.16		964.81 472.25	
	Engine & Fly Wheel. Auto Property Damage and Collision. Liability other than Auto.	3,084.03 44,651.85 57.82		38,586.50 25.00	
Aetna Life Insurance Company, Hartford, Conn.	Property damage and collision other than auto. Accident. Health.	79.01 17,741.49 8,035.62	75,268.16		47,391.38
	Auto Liability. Liability other than Auto.	19,921.98 18,841.08		6,429.06 4,906.00	
American Casualty Company, Reading, Pa.	Workmen's Compensation. Accident & Health. Auto Liability.	4,414.35 9,335.62 6,514.06	68,954.52	3,432.62	18,601.38
	Plate Glass. Burglary & Theft.	304.91		231.61	
American Credit Indemnity Company, New York, N. Y.	Auto Property Damage & Collision.	10,265.76	27,829.55	2,725.66	
American Guaranty Company, Columbus, Ohio	Guaranty Credit.	14,224.58	14,224.58	1,634.30	
American Indemnity Company, Galveston, Texas.	Fidelity Reinsurance.	8,455.16	8,455.16	100.00	
	Surety Reinsurance.	591.60	644.10	5,554.14	10,245.71
American Liability Company, Cincinnati, Ohio.	Accident.	1,322.42	1,322.42	3,344.31	3,344.31
American National Insurance Company, Galveston, Texas.	Health & Accident.	1,262.11			
American Re-Insurance Company, Huntington, Pa.	Accident.	976.88		172.61	
	Health.	274.47		310.71	
American Surety Company of New York, New York, N. Y.	Auto Liability & Liability other than Auto. Fidelity.	21,941.42 20,531.95	2,513.76		483.32
	Surety.	4,689.68		1,944.26	
Brotherhood Accident Company, Boston, Mass.	Burglary & Theft.	5,390.05	47,163.05	287.90	4,191.58
Cloverleaf Life & Casualty Company, Jacksonville, Ill.	Accident & Health. Accident & Health.	33,803.85	2,792.30 33,803.85	2,792.30 2,552.48	2,792.30 2,552.48

Columbian National Life Insurance Company, Boston, Mass.	Accident	1,811.21	3,894.55	304.00	984.20
Columbus Mutual Life Insurance Company, Columbus, Ohio	Health	2,083.34	9,428.34	680.20	1,902.34
Commercial Casualty Insurance Company, Newark, N. J.	Accident & Health	9,428.34		1,902.34	
Commonwealth Casualty Company, Philadelphia, Pa.	Health	12,452.35	24,556.43	2,302.99	8,341.96
Connecticut General Life Insurance Company, Hartford, Conn.	Accident & Health	12,104.08	17,378.40	6,038.96	2,438.51
Continental Casualty Company, Hammond, Ind.	Disability	2,748.41		647.49	
	Health	1,948.70			
	Health	1,123.32	5,818.43	1,831.38	2,478.87
	Health	45,710.16		17,551.94	
	Health	14,991.88		6,679.76	
	Liability	835.80			
	Auto Damage & Collision	-51.93			
	Plate Glass	446.78			
	Engine & Fly Wheel	3,952.82		7,591.07	
	Auto Liability	4,065.14		330.00	
Employers Liability Assurance Corporation, Ltd., Boston, Mass.	Auto Liability	246.92	70,137.37	206.01	32,388.77
	Accident	4,871.06		373.21	
	Health	3,549.82		632.79	
	Auto Liability	17,407.19		857.85	
	Plate Glass	1,740.75		96.04	
	Burglary & Theft	1,538.07		175.90	
	Steam Boiler	429.46			
	Engine & Fly Wheel	10,818.21		5,736.36	
	Auto Property Damage & Collision	16,333.72		283.70	
	Liability other than Auto.	7,896.42			
	Property Damage other than Auto.	4.90	42,753.17		8,165.86
Equitable Accident Company, Boston, Mass.	Health & Accident	309.07	309.07	10.00	10.00
Equitable Life Assurance Society of the U. S., New York, N. Y.	Accident	23,890.45		7,976.41	
European General Reinsurance Company, Ltd., London, England	Health	45,628.89	69,519.34	15,000.14	22,926.55
	Liability other than Auto.	297.62			
	Health	7,921.96		1,724.15	
	Auto Liability	6,854.09		1,960.31	
	Fidelity	134.35			
	Surety	4,171.87		183.83	
	Steam Boiler	3,207.88		600.00	
	Burglary & Theft	424.79			
	Engine & Fly Wheel	13,229.31		345.31	
	Workmen's Compensation	277.49			
	Property Damage & Collision	2.60			
Excelsior Accident Insurance Association, Ekman, W. Va.	Accident	4.45	36,526.41	2,897.51	4,813.90
Federal Casualty Company, Detroit, Mich.	Accident & Health	7,806.64	7,806.64	1,873.48	2,867.51
Fidelity & Casualty Company, New York, N. Y.	Accident	17,406.65		10,144.93	1,873.48
	Health	20,016.36		14,799.34	
	Auto Liability	23,145.89		9,303.58	
	Plate Glass	11,429.21		5,061.40	
	Steam Boiler	4,768.43		146.44	



TABLE IX—(Continued)  
Miscellaneous Companies—Premiums and Losses on Business in West Virginia for the Year Ending December 31, 1921

NAME OF COMPANY	Class of Business	Gross Premiums Received	Total	Gross Losses Paid	Total
	Burglary & Theft.....	9,473.46		1,177.50	
	Engine & Fly Wheel.....	334.65			
	Workmen's Compensation.....	—603.04		323.95	
	Auto & Property Damage & Collision.....	18,845.07		17,771.16	
	Fidelity.....	116.96			
	Surety.....	6,141.52		62.35	58,790.65
	Liability other than Auto.....	6,642.53	117,716.68	15,516.85	
	Fidelity.....	32,573.87		3,628.40	
	Surety.....	37,271.51		474.05	19,619.30
Fidelity & Deposit Company of Maryland, Baltimore, Md.	Burglary & Theft.....	3,332.05	73,177.43		
	Issues Annuity Bonds.....				
	Accident.....	2,938.02		705.68	
	Health.....	2,162.88		1,729.92	
	Auto Liability.....	10,833.41		2,603.25	
	Burglary & Theft.....	16.58		90.00	
	Auto Property Damage & Collision.....	6,737.23			
	Liability other than Auto.....	2,106.57	24,794.69	3,902.64	9,032.49
	Liability other than Auto.....	345.69			
	Auto Liability.....	2,895.97		279.50	
	Plate Glass.....	611.51			
	Burglary & Theft.....	185.11			
	Auto Property Damage & Collision.....	4,391.00	8,429.28	3,393.21	3,672.71
	Workmen's Compensation.....	173.74			
	Accident.....	1,122.15		249.71	
	Health.....	764.00		87.46	
	Liability other than Auto.....	435.73		500.00	
	Fidelity.....	2,018.31			
	Surety.....	4,745.89			
	Plate Glass.....	2,774.59		1,241.52	
	Steam Boiler.....	326.43			
	Burglary & Theft.....	1,649.42		47.25	
	Auto Property Damage.....	6,503.73		3,680.72	
	Auto Liability.....	11,563.45	32,077.44	3,383.33	9,189.99
	Auto Liability.....	487.98			
	Plate Glass.....	291.13		61.52	
Hardware Mutual Casualty Company, Stevens Point, Wis.	Auto Property Damage & Collision.....	892.96	1,472.07		
Hartford Accident & Indemnity Company, Hartford, Conn.	Property Damage & Collision other than Auto.....	9.10			61.52

Accident.....	1,652.71	342.89	
Health.....	995.34		
Liability other than Auto.....	1,167.45	1,821.20	
Fidelity.....	150.09		
Surety.....	561.34		
Plate Glass.....	1,404.15	175.76	
Burglary & Theft.....	2,858.67	225.43	
Live Stock.....	2,270.83	700.00	
Auto Property Damage.....	4,981.85	2,050.04	
Auto Liability.....	43,471.21	4,469.81	9,785.13
Steam Boiler.....	10,207.53	2,411.91	7,502.99
Fly Wheel & Engine.....	90.50	5,090.78	
Accident.....	42.00		
Health.....	199.30		
Fidelity.....	305.00		
Surety.....	229.00		
Burglary & Theft.....	242.43		
Auto Liability.....	1.26		
Liability.....	46.50		
Auto Damage & Collision.....	37.11		
Steam Boiler.....	490,292.31	1,193.10	
Accident & Health.....	63,831.44	490,292.31	161,784.43
Engine & Health.....	7,888.53	63,831.44	23,108.90
Engine & Plate Glass.....	4,349.09	7,888.53	2,662.58
Accident.....	2,782.85	356.65	
Health.....	18,978.42	2,062.81	
Liability.....	2,206.89	638.50	
Steam Boiler.....	—256.54		
Engine & Fly Wheel.....	2,182.16		
Burglary & Theft.....	4,073.77		
Credit.....	11,410.43		
Auto & Trench Property Damage.....	15,654.30		
Auto Liability.....	15.31		
Workmen's Compensation.....	14,405.79	61,456.68	19,645.51
Accident & Health.....	7,615.74	14,405.79	6,501.36
Accident.....	6,651.95	757.93	
Health.....	7,210.80	2,445.09	
Liability.....	2,406.39	468.21	
Workmen's Compensation.....	3,093.37		
Auto Liability.....	13,625.01	114.80	
Surety.....	10,227.27	8,619.56	
Plate Glass.....	4,112.06	2,554.53	
Steam Boiler.....	1,855.57		
Engines & Fly Wheel.....	4,376.65		
Sprinkler.....	8,728.58		
Burglary & Theft.....	6,990.56		
Auto Property Damage & Collision.....	10,657.15	87,554.10	33,164.48
Auto Liability.....	90,455.08	45,600.12	45,600.12
Accident & Health.....			
Hartford Steam Boiler, Inspection & Insurance Company, Hartford Conn			
Indemnity Insurance Company of North America, Philadelphia, Pa.....			
Inter-Ocean Casualty Company Cincinnati, Ohio			
Kentucky Central Life & Accident Insurance Company, Anchorage, Ky			
Lloyd's Plate Glass Insurance Company, New York, N. Y.			
London Guarantee & Accident Insurance Company, London, England			
Loyal Protective Insurance Company, Boston, Mass			
Maryland Casualty Company, Baltimore, Md.			
Maseno Protective Association, Worcester, Mass			

TABLE IX Continued  
Miscellaneous Companies—Premiums and Losses on Business in West Virginia for the Year Ending December 31, 1921

NAME OF COMPANY	Class of Business	Gross Premiums Received	Total	Gross Losses Paid	Total
Massachusetts Bonding & Insurance Company, Boston, Mass.	Accident & Health	31,068.50		12,821.99	
	Liability	143.02			
	Burglary & Theft	194.10		1,577.06	
	Fidelity				
	Surety	71.82			
	Plate Glass	4,010.11		1,874.79	
	Auto & Teams Property Damage	1,396.24		653.22	
	Auto Liability	2,852.83	40,636.62	1,002.00	17,929.06
	Accident & Health	96,219.41	96,219.41	35,175.25	35,175.25
	Plate Glass	4,602.67	4,602.67	1,244.19	1,244.19
Meridian Insurance Company, Charleston, W. Va.	Accident & Health	163.08			
	Accident		564.53		
	Health	401.45		1,792.83	1,792.83
	Accident	554.60		554.60	
	Accident & Health	2,209.56	2,209.56	181.87	181.87
	Accident & Health	12,374.87	12,374.87	4,812.60	4,812.60
	Accident & Health	17,203.45	17,203.45	6,837.31	6,837.31
	Accident & Health	11,462.69	11,462.69	3,478.77	3,478.77
	Fidelity	44,293.14		14,798.26	
	Surety	75,997.83		7,150.27	
New Amsterdam Casualty Company, New York, N. Y.	Burglary & Theft	11,162.11	131,453.08	504.85	22,453.38
	Accident	644.05			
	Health	566.25		140.36	
	Auto Liability	2,887.44		3.00	
	Plate Glass	1,225.71		274.23	
	Burglary & Theft	675.90			
	Auto Property Damage & Collision	1,254.78		419.17	
	Liability other than Auto	628.62	7,912.84	38.64	875.40
	Auto Liability	2,136.81		110.00	
	Plate Glass	4,558.62		1,635.11	
New Jersey Fidelity & Plate Glass Insurance Company, Newark, N. J.	Burglary & Theft	181.66			
	Auto Property Damage	1,315.61	8,192.70		1,745.11
	Plate Glass	4,584.20	4,584.20	1,930.62	1,930.62
	Accident & Health	40,700.02	40,700.02	16,565.65	16,565.65
	Surety	30.30			
	Accident	5,366.22		2,720.16	
	Health	1,972.01		1,621.62	
	Workmen's Compensation	219.64		15.02	
New York Plate Glass Insurance Company, New York, N. Y.					
North American Accident Insurance Company, Chicago, Ill.					
Ocean Accident & Guarantee Corporation, Ltd., London, England					

Ohio Casualty Insurance Company, Hamilton, Ohio	Auto Liability	19,053.01	2,248.34	
	Plate Glass	343.86	34.65	
	Steam Boiler	3,863.40		
	Burglary & Theft	2,878.52		
	Credit	433.75	53.00	
	Engine & Fly Wheel	10,107.96		
	Auto Property Damage & Collision	16,134.01	7,452.86	
	Liability other than Auto	13,603.19	1,698.50	
	Property Damage & Collision other than Auto	136.47	63.50	15,907.65
	Fire	187.33		
	Collision	1,456.14	38.75	
	Auto Liability	694.35	457.50	
	Theft	324.75		
	Auto Property Damage	302.32	23.90	520.15
	Accident & Health	5,176.66	1,337.56	1,337.56
Ohio State Life Insurance Company, Columbus, Ohio	Accident	23,589.89	10,819.47	10,819.47
Pacific Mutual Life Insurance Company, Los Angeles, Cal.	Health & Health	20,688.18	5,303.85	16,123.32
Peerless Casualty Company, Keene, N. H.	Accident	1,079.15	804.09	804.09
Preferred Accident Insurance Company, New York, N. Y.	Health	3,246.30	767.84	
	Auto Liability	778.00	565.15	
	Fidelity	2,959.20	65.00	
	Surety	409.21	203.02	
	Burglary & Theft	29.35		
	Auto Property Damage & Collision	2,550.64	328.00	
Provident Life & Accident Insurance Company, Chattanooga, Tenn.	Accident & Health	1,041.39	514.87	2,433.88
Red Men's Fraternal Accident Association of America, Westfield, Mass.	Accident & Health	44,211.98	17,557.01	17,557.01
Reliance Life Insurance Company, Pittsburgh, Pa.	Accident & Health	4,041.82	2,214.88	2,214.88
	Health	9,530.55	4,824.61	
	Burglary & Theft	8,507.35	3,900.72	8,325.33
Republic Casualty Company, Pittsburgh, Pa.	Plate Glass	427.98		
	Liability	609.84		
	Fidelity	5,754.95		
	Surety	226.00		
	Auto & Teams Property Damage	43.40		
	Accident & Health	10,735.30	6,723.93	6,723.93
	Liability other than Auto	50,137.28	27,569.22	27,569.22
Ridgely Protective Association, Worcester, Mass.	Accident	1,559.01	651.55	
Royal Indemnity Company, New York, N. Y.	Health	1,304.57	472.12	
	Auto Liability	1,109.45	288.56	
	Plate Glass	18,869.14	5,828.90	
	Surety	504.53		
	Steam Boiler	1,049.79	1,557.39	
	Burglary & Theft	2,729.96		
	Engine & Fly Wheel	2,900.23		
	Auto Property Damage & Collision	4,214.53	3,032.00	
	Liability Surety Bonds	4,715.73	42.73	
Seawain Loan & Trust Company, Marietta, Ga.	Accident	18,469.44	10,548.51	22,171.76
Southern Life & Trust Company, Greensboro, N. C.		189.39		

Table IX—Continued  
 Miscellaneous Companies—Premiums and Losses on Business in West Virginia for the Year Ending December 31 1921

NAME OF COMPANY	Class of Business	Gross Premiums Received	Total	Gross Losses Paid	Total
Southern Surety Company, Des Moines, Iowa	Health	357.25	540.80	193.33	193.33
	Plate Glass	971.48		37.00	
	Accident	338.30		12.00	
	Fidelity	4,401.49			
	Surety	227.50			
	Workmen's Compensation			21.60	
	Auto & Teams Property Damage	13.15		29.50	
	Auto Liability	236.70			
	Accident	14,444.16		6,188.62	
	Health	9,980.43			
Standard Accident Insurance Company, Detroit, Mich	Auto Liability	10,909.18	6,188.62	8,965.62	26.10
	Auto Property Damage & Collision	19,226.35		10,909.18	
	Workmen's Compensation	17,103.44		8,740.29	
	Fidelity	5,628.23		6,715.32	
	Property Damage other than Auto	173.74		5,597.20	
	Property Damage other than Auto	87.23			
	Health	414.02		66,643.58	
	Accident	3.00			
	Plate Glass	461.40		465.10	
	Steam Boiler	3,238.12		351.79	
Engine & Fly Wheel	2,042.37	461.47			
Travelers Insurance Company, Hartford, Conn	Burglary & Theft	321.32	77,610.05	2,048.89	38,491.80
	Auto Property Damage & Collision	17,404.78		35,104.64	
	Accident	53,725.04		15,458.39	
	Health	50,965.77		9,627.38	
	Auto Liability	19,644.23		11,796.50	
	Workmen's Compensation	55,991.01		49.89	
	Liability other than Auto	865.16		5,739.23	
	Accident	23,965.95		1,162.26	
	Health	1,707.27		231.69	
	Auto Liability	4,284.32			
Union Indemnity Company, New Orleans, La	Surety	33.81	151,400.12	49.89	42,611.39
	Plate Glass	3,648.62		667.14	
	Burglary & Theft	563.88		34.85	
	Auto Property Damage & Collision	2,986.42		1,350.58	
	Liability other than Auto	822.51			
	Liability other than Auto	693.38		14,590.01	
	Health				
	Accident				
	Auto Liability				
	Surety				
United States Casualty Company, New York, N. Y.	Health	33.81	151,400.12	49.89	42,611.39
	Plate Glass	3,648.62		667.14	
	Burglary & Theft	563.88		34.85	
	Auto Property Damage & Collision	2,986.42		1,350.58	
	Liability other than Auto	822.51			
	Liability other than Auto	693.38		14,590.01	
	Health				
	Accident				
	Auto Liability				
	Surety				

United States Fidelity & Guaranty Company, Baltimore, Md.	9,486.37	2,947.71	18,263.56
Western Casualty Company, Denver, Colorado	8,130.20	4,829.91	
	11,246.66	994.13	
	3,354.57	653.40	
	74.22		
	13,806.22	9,390.78	
	3,774.64	322.07	
	4,424.94	1,879.59	
	34,585.73	8,431.97	
	52,782.61	18,615.22	
	61,690.95	44,817.92	
	9,302.70	4,057.28	
	16,766.27	150.00	
	13.65		
	27,406.98	23,629.58	
	173.74		
	3,015.76	1,373.45	
TOTALS	\$ 3,020,092.38	\$ 1,082,597.26	\$ 1,703.63
			\$ 1,373.45

Loss ratio 35.12%

TABLE X  
Fraternal Beneficial Societies. Showing the Business Written, Insurance in Force and Premiums Collected in the State of West Virginia During the Year Ending December 31, 1921

NAME OF COMPANY	No.	Written		In Force		Premiums Received	Losses Incurred
		Amount	No.	Amount	No.		
American Insurance Union, Columbus, Ohio	70	80,050.00	351	495,775.00	6,433.16	9,015.00	
American Workmen, Washington, D. C.	267	13,550.00	697	230,050.00	6,242.93	1,309.45	
Ancient Order United Workmen, Wheeling, W. Va.	171	942,000.00	3,164	4,744,988.00	150,584.99	64,354.00	
Brotherhood of American Yeomen, Des Moines, Iowa	126	282,600.00	2,164	280,000.00	4,881.47	3,050.00	
Columbian Fraternal Association, Washington, D. C.	1216	282,650.00	1419	266,100.00	16,350.59	3,600.00	
Degree of Honor Protective Association, St. Paul, Minn.	242	227,000.00	832	680,500.00	10,660.44	3,500.00	
Eastern Star Benevolent Fund, Detroit, Mich.	55	27,650.00	173	6,932.02	1,063.04	1,074.39	
Fraternal Aid Union, Lawrence, Kansas	20	27,600.00	55	62,920.00	9,867.04	2,000	
Fraternal Home Insurance Society, Philadelphia, Pa.	10	7,500.00	148	152,914.00	5,310.30	2,038.51	
German Beneficial Union, Pitsburgh, Pa.	20	1,500.00	276	103,050.00	5,812.93	4,942.50	
German Roman Catholic Knights of St. George, Pitsburgh, Pa.	1	12,500.00	326	257,250.00	6,910.00	4,942.50	
Golden Seal Assurance Society, Foxbury, N. Y.	257	400,900.00	539	914,332.00	13,304.27	1,066.00	
Grand Aerie, Fraternal Order of Eagles, Kansas City, Mo.	1	500.00	24	1,000.00	34.08	.....	
Homesteaders, The, Des Moines, Iowa	580	633,000.00	631	18,000.00	307.55	.....	
Independent Order of Foresters, Toronto, Canada	145	185,000.00	1,270	736,000.00	20,530.29	1,339.17	
Knights of Columbus, New Haven, Conn.	227	340,000.00	2426	1,467,700.00	21,441.07	.....	
Knights of Pythias, Supreme Lodge, Indianapolis, Ind.	314	241,250.00	1,191	2,825,927.00	66,041.54	8,000.00	
Ladies Catholic Benevolent Association, Erie, Pa.	166	188,000.00	3582	2,927,522.50	7,715.83	2,500.00	
Ladies of the Macabees, Port Huron, Mich.	624	1,593,000.00	1,694	2,977,522.50	9,715.83	2,500.00	
Loyal American Life Association, Chicago, Ill.	1901	2,503,000.00	12,988	877,000.00	16,577.70	3,803.28	
Masonic Mutual Life Association, Washington, D. C.	70	1,750.00	225	135,150.00	9,804.42	3,000.00	
Modern Order Fraternalists, Dallas, Texas	383	474,000.00	1,569	4,858,600.00	102,550.60	68,754.30	
Modern Order Fraternalists of America, Mason City, Iowa	80	74,300.00	1,694	3,783,000.00	97,100.61	7,160.40	
Mosaic Templars of America, Little Rock, Ark.	5	4,250.00	35	23,775.00	4,731.39	5,050.00	
National Beneficial Society, Kansas City, Mo.	26	20,000.00	572	422,900.00	279,945.65	109,000.00	
National Council J. F. Order United American Mechanics of the U. S. of N. A., Pitsburgh, Pa.	21	19,100.00	436	908,300.00	245,129.00	285.86	
National Fraternal Society of the United States, Pitsburgh, Pa.	24	19,100.00	436	908,300.00	4,147.92	837.00	
National Fraternal Society of the Deaf, Chicago, Ill.	48	36,100.00	781	557,500.00	29,063.03	9,500.00	
National Protective Legion, Waverly, W. Va.	32	21,450.00	461	675,200.00	12,273.00	12,273.00	
National Protective Legion, Waverly, W. Va.	32	21,450.00	461	675,200.00	14,746.44	12,273.00	
National Slovak Society of the United States of America, Pitsburgh, Pa.	26	20,000.00	572	422,900.00	7,446.25	95.00	
National Union Assurance Society, Toledo, Ohio	21	19,100.00	436	908,300.00	677.75	698.21	
Order of Golden Dhikhs, Wheeling, W. Va.	24	19,100.00	436	908,300.00	7,522.54	10,455.45	
Polish National Alliance of the United States of North America, Chicago, Ill.	48	36,100.00	781	557,500.00	57,254.15	58,000.00	
Polish Roman Catholic Union of America, Chicago, Ill.	32	21,450.00	461	675,200.00	12,273.00	3,900.00	
Protected Home Circle, Sharon, Pa.	772	804,600.00	2,666	2,401,500.00	5,736.20	4,600.00	
					5,736.20	6,635.00	
					38,629.36	9,100.00	

Railway Mail Association, Portsmouth, N. H.	23	92,000.00	34	536,000.00	1,460.00	1,192.00
Royal Arcanum, The, Boston, Mass.	10	15,500.00	485	824,261.00	20,821.07	6,000.00
Royal Neighbors of America, Rock Island, Ill.	231	199,250.00	2228	2,091,500.00	31,942.20	7,500.00
Security Benefit Association, Topeka, Kansas	5	4,500.00	50	57,000.00	722.24	1,000.00
South Slavonic Catholic Union, Ely, Minn.	10	7,500.00	96	81,500.00	2,828.78	876.00
Supreme Camp of the American Woodmen, Denver, Colorado	169	82,800.00	212	99,650.00	2,234.30	250.00
Supreme Tribe of Ben Hur, Crawfordsville, Ind.	77	87,021.00	577	597,582.00	14,107.73	7,700.00
Supreme Lodge of Shield of Honor, Baltimore, Md.				374,750.00	13,050.73	8,750.00
Teachers Protective Union, Lancaster, Pa.	417	41,700.00	1304	130,400.00	10,573.50	
Travelers Protective Association, St. Louis, Mo.	48	240,000.00	148	740,000.00	1,817.00	613.04
Ukrainian National Association, Jersey City, N. J.	24	21,750.00	102	86,250.00	1,907.05	100.00
United Commercial Travelers of America, Columbus, Ohio	409	2,015,000.00	2846	14,230,000.00	32,196.00	23,173.13
Woman's Benefit Association of the Macabees, Port Huron, Mich.	460	379,250.00	3047	2,253,985.05	39,894.49	17,010.00
Woodmen Circle, Supreme Forest, Omaha, Neb.	102	99,800.00	801	798,923.00	13,599.97	3,455.38
Workmen of the World, Omaha, Neb.	553	744,200.00	4598	5,755,347.00	116,778.73	
Workmen's Circle, The, New York, N. Y.			21	6,700.00	193.07	30.00
TOTALS	10381	12,614,071.00	58514	79,558,238.63	1,333,461.63	495,481.20



**TABLE XI**  
**Abstracts from Annual Statements of Mutual Co-operative Companies Authorized to Transact Business in the State of West Virginia During the Year 1921.**

NAME OF COMPANY	Risks Written	Expired	In Force At End of Year	Cash Income During Year	Losses Paid During Year
Farmers Home Insurance Company, Lewisburg, W. Va.	221,223.00	51,664.00	2,478,726.34	6,295.17	4,045.50
Farmers & Mechanics Mutual Fire Insurance Company of West Virginia, Martinsburg, W. Va.	600,000.00	.....	600,000.00	1,639.57	360.71
Farmers Mutual Fire Association of West Virginia, Farmont, W. Va.	1,781,974.00	1,100,000.00	14,597,067.00	26,039.12	21,805.57
Farmers Union Association & Fire Insurance Company, Bruceton Mills, W. Va.	245,340.00	184,849.00	982,127.00	3,604.39	4,681.73
Grange Mutual Fire Insurance Company, Philippi, W. Va.	225,500.00	29,200.00	1,892,294.00	2,600.67	1,020.00
Harrison County Farmers Mutual Insurance Company, Shinnston, W. Va.	364,176.00	110,720.00	2,279,826.00	6,510.75	2,610.59
Municipal Mutual Insurance Company of West Virginia, Wellsburg, W. Va.	701,950.00	114,356.00	2,079,110.00	7,608.41	45.98
Mutual Fire Insurance Company of West Virginia, Charleston, W. Va.	1,649,291.00	1,261,188.00	808,893.00	18,038.76	292.71
Mutual Protective Association, Romney, W. Va.	520,832.00	65,268.00	1,661,078.00	4,663.57	6,044.50
Pan Handle Farmers Mutual Insurance Company, Clinton, W. Va.	573,348.00	316,050.00	4,303,850.00	8,390.97	10,041.28
Patrons Mutual Insurance Company of West Virginia, Pt. Pleasant, W. Va.	125,500.00	86,205.00	1,335,655.00	3,740.42	2,186.70
Pomona Mutual Fire Insurance Company of West Virginia, Berkeley Springs, W. Va.	36,000.00	30,777.00	4,377,885.00	2,670.23	4,187.27
Pomona Mutual Fire Insurance Company, Masontown, W. Va.	37,316.00	17,288.00	230,541.00	880.28	.....
Safe Insurance Company, Harrieville, W. Va.	1,774,426.00	633,725.00	5,574,296.00	35,744.00	17,864.67
Wetzel Farmers Mutual Insurance Association, New Martinsville, W. Va.	408,625.00	265,503.00	1,011,645.00	3,730.36	1,652.11
<b>TOTALS</b> .....	<b>\$ 9,265,571.00</b>	<b>\$ 4,267,787.00</b>	<b>\$ 40,273,003.34</b>	<b>\$ 132,156.67</b>	<b>\$ 76,839.32</b>

**TABLE XII**  
**Abstracts from Annual Statements of Assessment Companies Authorized to Transact Business in the State of West Virginia During the Year 1921**

NAME OF COMPANY	Gross Income	Gross Disbursements	Admitted Assets	Total Liabilities
Knights Templars & Masonic Mutual Aid Association, Cincinnati, Ohio.....	\$ 421,990.40	\$ 392,179.93	\$ 547,718.86	\$ 76,829.18

**TABLE XIII**  
**Assessment Companies, Showing the Amount of Risks Written, Premiums Received, Losses Incurred and Insurance in Force in the State of West Virginia for the Year Ending December 31, 1920, and 1921**

NAME OF COMPANY	Risks Written	Premiums Received	Losses Incurred	Policies in Force	
				Dec. 31, 1920	Dec. 31, 1921
Knights Templars & Masonic Mutual Aid Association, Cincinnati, Ohio.....	\$13,000.00	\$ 4,824.08	\$ 1,000.00	\$ 165,000.00	\$ 182,000.00



# LIST OF AGENTS

Licensed to transact business in the State of West Virginia for the various Insurance Companies as shown by the records of this office on April 1, 1922.

## FIRE

### ABBILLE

Wm. Jones, Charleston  
D. W. Patterson, Charleston  
John B. Hefner, Clarksburg

Wm. Lohmeyer, Charleston  
D. H. Bland, Clarksburg.

### AETNA

Chas. B. Rowe, Alderson  
Pearis W. Massie, Athens  
Robert D. Watts, Beckley  
Mrs. H. H. Jones, Belington  
Wilbur H. Cramblet, Bethany  
Chas. A. Pearson, Bluefield  
Karl B. Sexton, Buckhannon  
Chas. H. Carpenter, Cameron  
Wm. Lohmeyer, Charleston  
DeWitt C. Gallaher, Charleston  
Jno. A. Washington, Charles Town  
Edward E. Cooke, Charles Town  
B. Frank Hornor, Clarksburg  
W. Scott Wyson, Clarksburg  
J. W. Smith, Jr., Clarksburg  
Geo. W. Roberts, Elizabeth  
Howard H. Keim, Elkins  
Chas. W. Evans, Fairmont  
Omer P. Frame, Gassaway  
Otis E. Parrish, Grafton  
Robert T. Embleton, Hartford  
Joe M. Meador, Hinton  
Chas. W. Thornburg, Huntington  
Chas. W. Thomson, Kenova  
Joe E. Baas, Lewisburg  
Wm. B. Johnson, Logan  
Cecil A. Croft, Madison  
R. E. Mockler, Mannington  
Herbert L. Alexander, Martinsburg  
S. A. Trenary, Martinsburg  
Roy T. Wright, Matoaka  
J. B. Neal, Matoaka  
H. H. Marks, Milton  
Wm. K. Bridges, Montgomery  
A. J. Kincaid, Montgomery  
Earl B. Thrush, Moorefield  
Harry Sanders, Morgantown  
Chester C. Wright, Moundsville  
Thos. L. Feasell, Mt. Hope  
C. S. Bradley, New Cumberland  
Mrs. S. K. Rush, Newell  
Joe Park, Parkersburg  
Staley W. Collins, Pennsboro  
Waitman D. Corder, Philippi  
Stephen F. Cleghon, Princeton  
Robert N. Vermillion, Princeton  
Mrs. C. L. Jamison, Ravenswood  
J. R. Kellar, Ravenswood  
Louis P. Walker, Ridgeley  
John C. Linthicum, Romney  
D. H. Kauffelt, Roncoverte  
Wm. B. Hines, Roncoverte  
Wm. H. Wilson, St. Albans  
B. A. Locke, St. Mary's  
Lucien D. Lowther, Salem  
John J. McKay, Sistersville  
Stephen B. Thompson, Spencer  
Chas. A. Miller, Terra Alta  
J. Frank Vaughn, Union  
Russel R. Rucker, Wayne  
Brooke F. Williams, Welch  
Thos. J. Reid, Wellsburg  
Walter H. Warren, Weston  
Thos. A. Edwards, Weston

Everett H. Warren, Alderson  
Chas. L. Heaberlin, Beckley  
Wesley Wilkes, Beckley  
Chas. H. Dawson, Berkeley Springs  
Ed. H. Easley, Bluefield  
Ray Evans, Bluefield  
J. E. Overton, Cairo  
Arthur Lohmeyer, Charleston  
D. W. Patterson, Charleston  
Geo. E. Sutherland, Charleston  
W. F. Alexander, Charles Town  
Edmund C. Baxter, Chester  
Stanard W. Bryant, Clay  
H. C. Alexander, Clarksburg  
Roy Reed, Dunbar  
Wm. H. Keim, Elkins  
John T. Carter, Elm Grove  
Wm. H. Coonts, Fairview  
Ray M. Parrish, Grafton  
Grant Creamens, Hamlin  
L. H. Martin, Haywood  
Jas. H. Miller, Jr., Hinton  
Hans Watts, Huntington  
C. W. Wolfe, Kingwood  
F. Herbert Mays, Lewisburg  
Kenneth V. White, Logan  
Arthur G. Clayton, Mannington  
Frank M. Sydnor, Marlinton  
J. Roy Nadenbousch, Martinsburg  
John P. Hundley, Masontown  
Wm. R. Godfrey, Matoaka  
S. G. Pyle, Middlebourne  
W. R. Johnson, Jr., Montgomery  
B. E. Claypool, Montgomery  
Manasseh Daaher, Moorefield  
Wm. F. Naret, Morgantown  
C. E. Miller, Morgantown  
Hugh W. Thompson, Moundsville  
Lacey E. Frants, Mullens  
Frederick S. Lawrence, Newell  
Daniel F. Moore, New Martinsville  
Howard R. Dudley, Parsons  
Mrs. C. I. Collins, Pennsboro  
R. L. Hutchinson, Pt. Pleasant  
Matthew A. Lowe, Princeton  
Wm. S. Dangerfield, Princeton  
G. W. Park, Ravenswood  
Albert L. Thrash, Reedy  
Kenna K. Hyre, Ripley  
Lonnie V. Thompson, Romney  
C. Edwin Boone, Roncoverte  
Oscar F. Payne, St. Albans  
Owen G. Stutler, St. Albans  
Chas. A. F. Randolph, Salem  
Joseph McKay, Sistersville  
Chas. L. Watkins, Shinnston  
W. F. Morrison, Sutton  
John J. McKone, Tunnelton  
Belvard J. Pritchard, Wayne  
John W. Blakely, Welch  
W. J. McClaren, Welch  
Allen A. Warren, Weston  
Walter A. Edwards, Weston  
Chas. Longacre, West Union

Lee C. Paull, Wheeling  
 Chas. W. Jackson, Wheeling  
 Harry G. Williams, Williamson  
 Jerome W. Anderson, Winfield  
 Wm. E. Deegans, Huntington

Chas. F. Paull, Wheeling  
 B. F. Dixon, White Sulphur Springs  
 Wm. R. Hurst, Williamson  
 T. J. O'Brien, Montgomery  
 Harry L. Summers, Huntington

#### AGRICULTURAL

Wesley Wilkes, Beckley  
 John F. Land, Bluefield  
 H. D. Talbot, Clarksburg  
 Glen B. Waters, Clarksburg  
 Troy B. Wilmouth, Elkins  
 Ira L. Laughlin, Fairmont  
 Mary B. Brown, Huntington  
 R. S. Thompson, Martinsburg  
 D. K. Marchand, Morgantown  
 W. K. Steele, Moundsville  
 A. B. White, Jr., Parkersburg  
 Alfred Paull, Wheeling  
 E. R. Jubling, Williamson

R. D. Watts, Beckley  
 John A. Udy, Bluefield  
 C. B. Robertson, Clarksburg  
 Jas. G. O'Connor, Elkins  
 J. E. Kelly, Fairmont  
 A. W. Werniger, Huntington  
 Lee Justice, Logan  
 Roscoe Eakin, Morgantown  
 A. L. Hartley, Morgantown  
 Nora F. Orrahood, Parkersburg  
 A. S. Paull, Wheeling  
 G. O. Smith, Wheeling

#### ALLIANCE ASSURANCE

H. L. Alexander, Martinsburg  
 Jas. H. Hall, Huntington  
 Louis G. Jeffries, Charleston  
 Harry Sanders, Morgantown  
 Lorena M. Swearingen, Parkersburg  
 Don. L. Swearingen, Parkersburg

Jesse Shimp, Mannington  
 W. M. Hughes, New Martinsville  
 Leonard L. Shore, Charleston  
 Chas. E. Miller, Morgantown  
 Wesley Wilkes, Beckley  
 R. D. Watts, Beckley

#### ALLIANCE INSURANCE

J. R. Laird, Bluefield  
 Harry Beckenstein, Charleston  
 Jos. G. Bradley, Huntington  
 John H. Campbell, Huntington  
 Philo E. Archer, Huntington  
 Dayton A. Rymer, Mannington  
 F. K. Bretz, Morgantown  
 Wm. B. Tucker, Wheeling

C. L. Counts, Bluefield  
 George C. Lynch, Clarksburg  
 Dunoon C. Kennedy, Huntington  
 Jos. G. Gardiner, Huntington  
 Henry O. Dunfee, Huntington  
 John L. Dougan, Morgantown  
 Dan H. Reynolds, Parkersburg  
 A. H. Reynolds, Parkersburg  
 A. O. Myers, Wheeling

#### ALPHA GENERAL

#### AMERICAN ALLIANCE

E. H. Easley, Bluefield  
 Simon Fuhrman, Charleston  
 Claude H. Thrash, Clarksburg  
 Howard T. Burnside, Clarksburg  
 Elza Scott, Colliers  
 Mary L. Nichols, Fairmont  
 R. M. Parrish, Grafton  
 H. O. Graham, Hinton  
 Hans Watts, Huntington  
 Chas. G. Smith, Martinsburg  
 G. Bruce Henthorn, Padon City  
 Nora F. Orrahood, Parkersburg  
 Claude Pepper, Salem  
 C. L. Watkins, Shinnston  
 Matthew B. James, Sutton  
 Raymond A. Foose, Wheeling  
 Walter A. Edwards, Weston

C. A. Pearson, Bluefield  
 Walter L. Lowe, Clarksburg  
 E. Ray Burnside, Clarksburg  
 Nellie V. DeMoss, Clarksburg  
 W. R. Cromwell, Elkins  
 H. F. Smith, Fairmont  
 O. E. Parrish, Grafton  
 Chas. W. Thornburg, Huntington  
 C. Granville Smith, Martinsburg  
 C. D. Barbe, Morgantown  
 A. B. White, Jr., Parkersburg  
 Robert C. McDowell, Roncoverte  
 Carnii Ash, Salem  
 Clyde C. Cleavenger, Spencer  
 Wm. B. Ragsdale, Parkersburg  
 W. S. Foose, Wheeling  
 Thos. A. Edwards, Weston

#### AMERICAN CENTRAL

Eva L. Jones, Belington  
 Jas. E. Overton, Cairo  
 Miss Mame A. Davis, Charleston  
 Frank L. Jordan, Charles Town  
 H. M. Radston, Chester  
 Ledru Tracy, Clarksburg  
 Troy B. Wilmoth, Elkins  
 C. L. Heater, Gassaway  
 O. E. Parrish, Grafton  
 Chas. W. Blair, Huntington  
 W. S. Caldwell, Keyser  
 Geo. M. Bowers, Jr., Martinsburg  
 J. Roy Nadenbusch, Martinsburg  
 C. E. Miller, Morgantown  
 Howard R. Dudley, Parsons  
 J. T. Ballentine, Ripley  
 L. D. Lowther, Salem  
 C. C. Cleavenger, Spencer

Chas. H. Dawson, Berkeley Springs  
 Frank R. Bell, Charleston  
 J. J. Crane, Charleston  
 George K. Wyson, Charles Town  
 B. Frank Hornor, Clarksburg  
 Jas. G. O'Connor, Elkins  
 E. N. Eddy, Fairmont  
 R. M. Parrish, Grafton  
 J. M. Meador, Hinton  
 P. C. Buffington, Huntington  
 A. G. Clayton, Mannington  
 Roy C. Grove, Martinsburg  
 H. Sanders, Morgantown  
 B. R. Blackford, Parkersburg  
 B. F. Gibbs, Pt. Pleasant  
 C. A. F. Randolph, Salem  
 Chas. L. Watkins, Shinnston  
 Walter A. Edwards, Weston

Thos. A. Edwards, Weston  
 Louis W. Ernest, Wheeling  
 Minnie D. Freeman, Clarksburg  
 Jos. W. Preston, Fairmont  
 Lafayette Graner, Fulton  
 Edw. Kilver, Fulton  
 Harvey W. Shelton, Huntington  
 Harold W. Campbell, Wheeling

Wm. Fette, Jr., Wheeling  
 O. F. Payne, Charleston  
 Jud W. Boehm, Ellenboro  
 H. W. Campbell, Fulton  
 Walter Lucker, Fulton  
 Jas. R. Shelton, Huntington  
 Alex R. Campbell, Wheeling  
 Wm. F. Naret, Morgantown

**AMERICAN DRUGGISTS**

Lela Curry, Buckhannon

George O. Young, Buckhannon

**AMERICAN EAGLE**

Norman D. Sutton, Bridgeport  
 P. W. McCoy, Berkeley Springs  
 E. H. Easley, Bluefield  
 Forest Barry, Buckhannon  
 Frank R. Bell, Charleston  
 Miss Mame A. Davis, Charleston  
 C. H. Thraash, Clarksburg  
 Howard T. Burnside, Clarksburg  
 W. N. Snedegar, Elkins  
 C. Richard Hall, Fairmont  
 Alois B. Abbott, Fayetteville  
 Roy J. Kelley, Grafton  
 J. G. Fredeking, Hinton  
 W. T. Fredeking, Hinton  
 D. T. Kennedy, Huntington  
 Jas. E. Leps, Keyser  
 A. G. Clayton, Mannington  
 Harry L. Byers, Marlinton  
 Hattie W. Snyder, Martinsburg  
 Okey J. Hill, Middlebourne  
 D. J. Blackwood, Milton  
 B. R. Blackford, Parkersburg  
 George B. Henthorn, Paden City  
 E. P. Douglas, Parkersburg  
 E. D. Denning, Ravenswood  
 J. J. McKone Jr, Tunnelton  
 Andrew B. Noland, Wellsburg  
 Walter A. Edwards, Weston  
 Fisher F. Scaggs, Wayne  
 Harry M. Dunleavy, Weirton  
 P. A. Deacon, Williamson  
 Harry M. Bush, Williamstown  
 W. Rush Burdette, Lewisburg  
 W. D. Brightwell, Huntington  
 Henry Hersch, Parkersburg  
 J. M. Hensley, Hartford

Alma E. Ayers, Barboursville  
 C. A. Pearson, Bluefield  
 G. Ernest Drummond, Buckhannon  
 Jno. E. Overton, Cairo  
 Jos. T. Crane, Charleston  
 Walter L. Lowe, Clarksburg  
 E. Ray Burnside, Clarksburg  
 E. G. Jackson, Chester  
 T. E. Hardman, Elkins  
 Mildred Wood, Follansbee  
 R. J. Wilson, Fairview  
 J. T. Garrett, Hurricane  
 R. F. Dunlap, Hinton  
 S. H. Bowman, Huntington  
 M. L. Comstock, Huntington  
 T. H. Baldridge, Kenova  
 J. A. Sydenstricker, Marlinton  
 W. R. Chapman, Morgantown  
 Gilbert W. Smith, Middlebourne  
 R. M. Hiner, Moorefield  
 J. T. Blackwood, Milton  
 A. F. Phillips, Parsons  
 Waitman D. Corder, Philippi  
 John T. Ballentine, Ripley  
 Stephen B. Thompson, Spencer  
 B. H. Gorrell, Williamstown  
 Thos. A. Edwards, Weston  
 Lee C. Paull, Wheeling  
 Clyde S. Scaggs, Wayne  
 W. A. Wilson, Williamson  
 A. C. Preston, Williamson  
 A. G. Young, Winfield  
 J. W. Wadsworth, Lumberport  
 Mrs. E. M. Ellis, Huntington  
 W. N. Malone, Grafton  
 Walter Hoffman, Elizabeth

**AMERICAN EQUITABLE****AMERICAN FIRE INSURANCE CORPORATION****AMERICAN INSURANCE**

Wesley Wilkes, Beckley  
 Ray Evans, Bluefield  
 Jesse E. Bane, Cameron  
 Hamilton Morris, Charleston  
 W. R. Cromwell, Elkins  
 J. C. Miller, Fairmont  
 Sam. E. Miller, Fairmont  
 Ray M. Parrish, Grafton  
 W. E. Deegans, Huntington  
 P. E. Archer, Huntington  
 Wm. B. Johnson, Logan  
 C. Granville Smith, Martinsburg  
 M. T. Sisler, Morgantown  
 L. C. Cornett, New Martinsville  
 W. D. Corder, Philippi  
 A. W. Reynolds, Princeton  
 B. A. Locke, St. Marys  
 Carmi Ash, Salem  
 B. B. Baker, Weirton  
 Thos. A. Edwards, Weston  
 Alfred Paull, Wheeling  
 E. R. Juhling, Williamson  
 O. L. Dunfee, Huntington  
 John F. Land, Bluefield  
 Clarence A. Young, Charleston  
 C. T. Hawkins, Charleston

Robert D. Watts, Beckley  
 F. P. Sexton, Buckhannon  
 E. L. Hinerman, Cameron  
 Jos. E. Stealey, Clarksburg  
 A. M. Jacobs, Fairmont  
 Hugh F. Smith, Fairmont  
 O. E. Parrish, Grafton  
 Jas. H. Miller, Jr., Hinton  
 H. L. Summers, Huntington  
 H. O. Dunfee, Huntington  
 Jesse Shimp, Mannington  
 Chas. G. Smith, Martinsburg  
 Lena L. McDaniel, Moundsville  
 V. M. Eaton, Parkersburg  
 Wm. S. Dangerfield, Princeton  
 M. A. Lowe, Princeton  
 Claude Pepper, Salem  
 Geo. D. Hawkins, South Charleston  
 Chas. R. Windsor, Wellsburg  
 Walter A. Edwards, Weston  
 A. S. Paull, Wheeling  
 Beulah Morgan, Clarksburg  
 John A. Udy, Bluefield  
 Bradford Noyes, Charleston  
 Ruffner R. Payne, Charleston  
 D. W. Jacobs, Clarksburg

G. U. Balaley, Clarksburg  
 M. R. Frantz, Fairmont  
 W. M. Fleming, Holidays Cove  
 A. L. Hartley, Morgantown  
 Levin Smith, Parkersburg  
 Lee C. Pail, Wheeling  
 Mabel Williams, Clarksburg  
 J. Russell Martin, Kingwood  
 F. Guy Ash, Morgantown  
 J. W. Blakely, Welch  
 R. N. Vermillion, Princeton

George P. Whetsell, Elkins  
 Ruby C. Bonafield, Grafton  
 D. K. Marchand, Morgantown  
 Evan G. Roberts, Moundsville  
 Jas. W. Gilkey, Wellsburg  
 Lyle B. Hornor, Clarksburg  
 O. F. Payne, Charleston  
 Howard L. Swisher, Morgantown  
 Robert N. Ridgeley, Morgantown  
 B. F. Williams, Welch

#### AMERICAN NATIONAL FIRE

J. H. Wright, Bluefield  
 Elva F. Jackson, Charleston  
 Chester C. Boston, Charleston  
 Lyle B. Hornor, Clarksburg  
 C. L. Hibner, Huntington  
 Orville F. Himes, Huntington  
 S. H. Young, Huntington  
 E. S. Romine, Wheeling  
 C. A. Gain, Wheeling  
 J. M. Swope, Welch  
 M. Stewart, Morgantown  
 Benjamin H. Ice, Mannington

O. J. Caldwell, Bluefield  
 Harry F. Rymer, Charleston  
 C. R. Morgan, Charleston  
 J. W. Preston, Fairmont  
 Kenneth H. Himes, Huntington  
 E. Shinkle, Huntington  
 J. A. Shrewsbury, Parkersburg  
 Geo. P. Folmar, Wheeling  
 O. J. Caldwell, Welch  
 M. C. Moore, Welch  
 M. L. Evans, Charleston

John Toth, Jr., Coopers

#### AMERICAN NATIONAL INSURANCE

#### ATLAS ASSURANCE COMPANY, LTD.

Wesley Wilkes, Beckley  
 Homer T. Alabaugh, Berkley Springs  
 C. A. Bradshaw, Bluefield  
 Fred A. Hoelscher, Charleston  
 J. T. Crane, Charleston  
 J. Ed. Burns, Charles Town  
 George K. Wyson, Charles Town  
 W. Scott Wyson, Clarksburg  
 J. W. Smith, Jr., Clarksburg  
 O. K. Holts, Clarksburg  
 Chas. W. Evans, Fairmont  
 Lawson Starcher, Grafton  
 P. C. Buffington, Huntington  
 Chas. W. Thomson, Kenova  
 B. L. Holland, Logan  
 Altie C. Atha, Mannington  
 Hattie W. Snyder, Martinsburg  
 Chas. E. Miller, Morgantown  
 A. D. Miller, Morgantown  
 Thos. F. Kenny, Piedmont  
 David W. Dillon, St. Martys  
 T. C. Coffman, Salem  
 J. H. McCoy, Sistersville  
 A. A. Warren, Weston  
 Lee C. Paull, Wheeling  
 J. N. Hendricks, Wheeling  
 Thos. Rutherford, Welch  
 A. C. Renick, Mt. Hope  
 Charles Little, Clarksburg  
 J. H. Wright, Bluefield  
 Henry K. Tice, Welch

Robert D. Watts, Beckley  
 Edwin Mann, Bluefield  
 C. A. Drummond, Buckhannon  
 Frank R. Bell, Charleston  
 Mame A. Davis, Charleston  
 Frank L. Jordan, Charles Town  
 Harper M. Ralston, Chester  
 H. C. Alexander, Clarksburg  
 Dennis D. Holts, Clarksburg  
 W. R. Cromwell, Elkins  
 C. B. Trenor, Fire Creek  
 Chas. W. Blair, Huntington  
 Harry Ferguson, Huntington  
 W. E. Crooks, Keyser  
 Robert E. Mookler, Mannington  
 Clyde E. Smith, Martinsburg  
 Henry Sanders, Morgantown  
 A. L. Torry, Morgantown "A"  
 Jas. A. Mathison, Parkersburg  
 W. D. Corder, Philippi  
 L. C. Reeder, Salem  
 F. H. Shannon, Salem  
 George Patterson, Wellsburg  
 Walter H. Warren, Weston  
 Mary H. Paull, Wheeling  
 W. R. Hurst, Williamson  
 Horace R. Maher, Welch  
 Georgia St. Clair, Mt. Hope  
 L. Shifflet, Pt. Pleasant  
 O. J. Caldwell, Bluefield  
 Geo. W. Mitchell, Madison

#### AUTOMOBILE

H. C. Alexander, Clarksburg  
 J. W. Balkely, Welch  
 C. E. Browning, Logan  
 Wm. S. Caldwell, Keyser  
 Clyde S. Cattrell, Weirton  
 C. C. Cleavenger, Spencer  
 Louis Cornett, New Martinsville  
 W. R. Cromwell, Elkins  
 P. A. Deason, Williamson  
 R. P. DeVan, Charleston  
 D. W. Dillon, St. Marys  
 J. L. Dougan, Morgantown  
 E. N. Eddy, Fairmont  
 W. A. Edwards, Weston  
 T. L. Feasell, Mount Hope  
 John E. Guth, Grafton  
 D. D. Holts, Clarksburg

Carmi S. Ash, Salem  
 Chas. A. Bradshaw, Bluefield  
 T. E. Browning, Logan  
 P. R. Callahan, Wheeling  
 Wm. F. Chapman, Morgantown  
 S. F. Cleghon, Princeton  
 John B. Cowgill, Huntington  
 W. H. Darnall, Mount Hope  
 W. E. Deegans, Huntington  
 G. C. Dick, Charleston  
 B. F. Dickson, White Sulphur Springs  
 G. E. Drummond, Buckhannon  
 Thos. A. Edwards, Weston  
 E. P. Ewart, Beckley  
 Arch C. Griffith, Madison  
 C. L. Heaberlin, Beckley  
 Oleta K. Holts, Clarksburg  
 Geo. W. Mitchell, Madison

Chas. G. Hood, Fairmont  
 M. B. James, Sutton  
 U. I. Jenkins, Lost Creek  
 C. J. Killmeyer, Wheeling  
 F. J. King, Wheeling  
 John K. Lemon, Cairo  
 Horace R. Maher, Welch  
 Fred J. McCoy, Sistersville  
 Milton J. Mills, Kenova  
 Chas. S. Morton, Charleston  
 G. H. Palmer, Charleston  
 Claude Pepper, Salem  
 Howard Phippe, Beckley  
 A. C. Preston, Williamson  
 A. H. Reynolds, Parkersburg  
 Geo. E. Robson, Charleston  
 Thos. Rutherford, Welch  
 F. H. Shannon, Salem  
 J. M. Smith, Williamson  
 B. D. Snyder, Hedgesville  
 Porter L. Stalnaker, Elkins  
 H. L. Summers, Huntington  
 J. A. Udy, Bluefield  
 W. A. Wilson, Williamson  
 W. S. Wood, Charleston  
 W. Scott Wysong, Clarksburg  
 F. K. Bretz, Morgantown  
 Geo. W. McQueen, Clarksburg

Smith Hood, Fairmont  
 Mrs. C. L. Jamison, Ravenswood  
 F. L. Jordan, Charles Town  
 Harry B. Kincaid, Clarksburg  
 John F. Land, Bluefield  
 Samuel Logan, Parkersburg  
 Edwin Mann, Bluefield  
 J. Hansford, McCoy, Sistersville  
 Geo. B. Morgan, Fairmont  
 J. R. Nadenbousch, Martinsburg  
 R. M. Parrish, Grafton  
 C. L. Phipps, Beckley  
 G. B. Poole, Williamson  
 W. H. Rariden, Beckley  
 Dan H. Reynolds, Parkersburg  
 F. W. Rucker, Beckley  
 Floyd P. Sexton, Buckhannon  
 J. M. Small, Martinsburg  
 J. W. Smith, Jr., Clarksburg  
 G. C. Snyder, Hedgesville  
 Fred L. Summers, Parkersburg  
 J. A. Thompson, Beckley  
 Jacob L. Wharton, Morgantown  
 W. G. Wolfe, Clarksburg  
 Geo. R. Wysong, Charles Town  
 Samuel H. Young, Huntington  
 A. Lester Fetty, Clarksburg  
 Harry L. Walsh, Fairmont

**BALTICA****BOSTON**

W. Scott Wysong, Clarksburg  
 J. W. Smith, Jr., Clarksburg  
 John G. McGuire, Logan  
 Harry M. Dunlevy, Weirton  
 C. A. Pearson, Bluefield  
 B. H. Gorrell, Williamstown  
 Dell Hill, Madison  
 W. H. Hutchinson, Ravenswood  
 Bernard R. Winkler, Charleston  
 Samuel Logan, Parkersburg  
 Ira L. Swiger, Clarksburg  
 Chas. Long, Clarksburg  
 Edwin L. Miller, Huntington  
 J. Clark Miller, Fairmont  
 T. L. Feasell, Mount Hope  
 Alfred Paull, Wheeling  
 Claude Pepper, Salem  
 Chas. V. Pownall, Martinsburg  
 James J. Dotson, Richwood  
 Floyd P. Sexton, Buckhannon  
 Harvey W. Shelton, Huntington  
 R. E. Thornburg, Huntington  
 W. A. Wilson, Williamson  
 A. C. Preston, Williamson  
 R. D. Watts, Beckley  
 John E. Ritter, Clarksburg  
 J. T. Crane, Charleston

H. C. Alexander, Clarksburg  
 John Claypool, Logan  
 Louis C. Cornett, New Martinsville  
 E. H. Easley, Bluefield  
 D. E. Frantz, Mullens  
 S. Q. Hamilton, Wellsburg  
 D. Frank Hollobaugh, Mannington  
 Vernon E. Johnson, Berkeley Springs  
 E. C. Jones, Charleston  
 Fred L. Summers, Parkersburg  
 P. M. Long, Clarksburg  
 John H. McCoy, Sistersville  
 Samuel E. Miller, Fairmont  
 A. J. Kincaid, Montgomery  
 G. R. Gay, Mount Hope  
 A. S. Paull, Wheeling  
 Carmi S. Ash, Salem  
 James M. Dobbins, Richwood  
 Mrs. Zela M. Dobbins, Richwood  
 J. R. Shelton, Huntington  
 Geo. C. Steele, Logan  
 J. H. Grogan, Huntington  
 P. A. Deacons, Williamson  
 Wesley Wilkes, Beckley  
 W. R. Chapman, Morgantown  
 Frank R. Bell, Charleston  
 Mame A. Davis, Charleston

**BRITISH AMERICA**

Mrs. H. H. Jones, Belington  
 John A. Udy, Bluefield  
 Geo. A. Robson, Charleston  
 E. G. Jackson, Chester  
 Dages I. Boyle, Clarksburg  
 W. N. Snedegar, Elkins  
 Allison S. Fleming, Fairmont  
 Milton R. Frantz, Fairmont  
 Grant Creamans, Hamlin  
 S. H. Young, Huntington  
 W. R. Wilson, Kenova  
 Archie Marshall, Littleton  
 F. R. Hunter, Marlinton  
 W. R. Godfrey, Matoaka  
 Albert R. Fields, Milton  
 Earl B. Thrush, Moorefield  
 Chas. E. Miller, Morgantown  
 D. L. Swearinger, Parkersburg  
 Howard R. Dudley, Parsons  
 T. Earl Ballard, Peterstown  
 O. H<sup>3</sup> Ballard, Princeton

John F. Land, Bluefield  
 J. E. Overton, Cairo  
 J. Ed. Burns, Charles Town  
 R. Wayne Agnew, Clarksburg  
 Geo. W. Roberts, Elizabeth  
 C. M. Long, Elkins  
 Willie H. Johnson, Glenville  
 Oral C. Hathaway, Grantsville  
 Leroy H. Martin, Haywood  
 Cecil Williams, Huntington  
 W. S. Caldwell, Keyser  
 H. H. Humphries, Madison  
 Jno. P. Hundley, Masontown  
 Gilbert W. Smith, Middlebourne  
 Manasseh Dasher, Moorefield  
 Harry Sanders, Morgantown  
 Robert L. Mace, Morgantown  
 Levin Smith, Parkersburg  
 Hamilton N. Sharp, Pennsboro  
 Samuel K. Fike, Piedmont  
 Jas. W. Short, Romney

Chas. A. F. Randolph, Salem  
 Chas. L. Watkins, Shinnston  
 R. M. Thomasson, Spencer  
 Ada L. Hyer, Sutton  
 Russell R. Rucker, Wayne  
 Walter A. Edwards, Weston  
 Wm. J. Wingenter, Wheeling  
 H. G. Williams, Williamson

L. D. Lowther, Salem  
 J. Hansford McCoy, Sistersville  
 C. J. Hyer, Sutton  
 J. Frank Vaughn, Union  
 Carl J. Jacobs, Wellsburg  
 Thos. A. Edwards, Weston  
 Robert S. Thompson, Martinsburg  
 W. N. Malone, Grafton

**BRITISH GENERAL INS.****BUFFALO INS. CO.**

Oscar F. Payne, Charleston  
 Ruth C. Wood, Morgantown  
 Nora F. Orrahood, Parkersburg  
 H. W. Gundling, Wheeling  
 Arthur P. Jones, Fairmont  
 L. Bartlett Wetsell, Clarksburg

Wm. M. Blair, Huntington  
 A. B. White, Jr., Parkersburg  
 L. F. Haller, Wheeling  
 Anton Bieberson, Wheeling  
 Alonzo L. Wetsel, Clarksburg

**CALEDONIAN AMERICAN**

B. Noyes, Charleston  
 Minnie D. Freeman, Clarksburg  
 H. S. Ellis, Huntington  
 W. R. Chapman, Morgantown

R. A. Young, Charleston  
 J. F. Ellis, Huntington  
 Mrs. Elah. L. Connor, Huntington

**CALEDONIAN INSURANCE**

Mabel C. Moore, Charles Town  
 G. E. Robson, Charleston  
 C. E. Prunty, Clarksburg  
 G. Amos Barrett, Elkins  
 S. E. Miller, Fairmont  
 R. M. Parrish, Grafton  
 H. E. Pilcher, Huntington  
 J. G. Fredeking, Hinton  
 Andrew L. Kouns, Huntington  
 Wm. J. Snee, Morgantown  
 Arthur G. Clayton, Mannington  
 J. B. Neal, Matoaka  
 Frank S. Smith, Parkersburg  
 John F. Emig, Wheeling  
 Joe. V. Emig, Wellsburg  
 T. A. Edwards, Weston  
 Mary E. Brown, Huntington

H. A. Robson, Charleston  
 Jas. E. Stealey, Clarksburg  
 Chas. Little, Clarksburg  
 J. C. Miller, Fairmont  
 Edward F. Holbert, Fairmont  
 O. E. Parrish, Grafton  
 Roy Pilcher, Huntington  
 W. T. Fredeking, Hinton  
 Jas. E. Leps, Keyser  
 Herbert L. Alexander, Martinsburg  
 Roy T. Wright, Matoaka  
 W. R. Godfrey, Matoaka  
 J. H. McCoy, Sistersville  
 Thos. E. Marker, Wheeling  
 W. A. Edwards, Weston  
 A. W. Werninger, Huntington

**CALIFORNIA**

F. W. Rucker, Beckley  
 J. H. Wright, Bluefield  
 Floyd P. Sexton, Buckhannon  
 R. L. Frazier, Jr., Charleston  
 Dennis D. Holts, Clarksburg  
 W. G. Wolfe, Clarksburg  
 G. V. Sommerville, Clarksburg  
 H. T. Bumgarner, Elizabeth  
 Claude L. Heater, Gassaway  
 John E. Guth, Grafton  
 H. C. Gordon, Huntington  
 John T. Compton, Keyser  
 Wm. J. Yeager, Marlinton  
 Orvon R. Bean, Moorefield  
 F. K. Bretz, Morgantown  
 George H. Harris, Parkersburg  
 G. E. Mastin, Princeton  
 Chas. A. F. Randolph, Salem  
 Matthew B. James, Sutton  
 B. F. Williams, Welch  
 O. J. Garvin, Wheeling  
 George W. McQuain, Clarksburg

C. L. Phipps, Beckley  
 O. J. Caldwell, Bluefield  
 R. L. Frazier, Charleston  
 M. C. Moore, Charles Town  
 Oleta K. Holts, Clarksburg  
 Harry B. Kincaid, Clarksburg  
 Roy Reed, Dunbar  
 Arthur P. Jones, Fairmont  
 W. Hall Johnson, Glenville  
 Seymour Graham, Hinton  
 K. M. Buford, Huntington  
 G. R. Covert, Madison  
 A. B. Haslaker, Moorefield  
 John L. Dougan, Morgantown  
 McElroy Stewart, Morgantown  
 Miss J. E. McGee, Parkersburg  
 J. G. Matney, Princeton  
 Lucian D. Lowther, Salem  
 Gesa Kokoehak, Weirton  
 J. W. Blakeley, Welch  
 R. Lester Fety, Clarksburg

**CAMDEN**

Chas. H. Dawson, Berkeley Springs  
 Geo. W. Farmer, Capon Springs  
 H. M. Carson, Charleston  
 D. W. Patterson, Charleston  
 W. F. Alexander, Charles Town  
 George G. Lynch, Clarksburg  
 Stanard W. Bryant, Clay  
 Cecil A. Croft, Madison  
 W. N. Snedegar, Elkins

Ray Evans, Bluefield  
 Thos. T. McDougal, Ceredo  
 Wm. Lohmeyer, Charleston  
 John A. Washington, Charles Town  
 Ed. E. Cooke, Charles Town  
 Bessie V. Ryan, Clarksburg  
 C. T. Fleshman, Clendenia  
 H. R. Issard, Danville  
 S. E. Miller, Fairmont



J. C. Miller, Fairmont  
 Chas. W. Blair, Huntington  
 Thos. H. Baldrige, Kenova  
 D. J. Gibson, Kingwood  
 Albert R. Field, Milton  
 Evan G. Roberts, Moundsville  
 Lloyd V. McIntyre, New Martinsville  
 Staley W. Collins, Pennsboro  
 T. E. Ballard, Peterstown  
 R. L. Hutchinson, Pt. Pleasant  
 Robert N. Vermillion, Princeton  
 Jos. M. Schwender, South Charleston  
 Russell T. Keith, Spencer  
 Thos. A. Edwards, Weston  
 Chas. Longacre, West Union  
 Ben. F. Dixon, White Sulphur Springs  
 Jacob D. Victor, Worthington  
 Harry Beckenstein, Charleston  
 Chas. B. Alexander, Clarksburg  
 Wm. H. Keim, Elkins  
 Chas. G. Hood, Fairmont  
 P. E. Archer, Huntington  
 F. Guy Ash, Morgantown  
 A. H. Ballard, Princeton  
 J. M. Dobbins, Richwood  
 Jas. R. Johnson, Ronceverte  
 Howard H. Keim, Elkins

Mildred Wood, Follansbee  
 P. C. Buffington, Huntington  
 L. M. Albright, Kingwood  
 W. Rush Burdette, Lewisburg  
 E. W. Griffith, Morgantown  
 Porter McL. Scott, New Cumberland  
 G. L. Snodgrass, Parkersburg  
 Columbia I. Collins, Pennsboro  
 Tom. F. Kenny, Piedmont  
 M. A. Lowe, Princeton  
 Wm. S. Dangerfield, Princeton  
 J. Hansford McCoy, Sistersville  
 Cora B. Magee, Wellsburg  
 Walter A. Edwards, Weston  
 C. J. Killmeyer, Wheeling  
 Jerome W. Anderson, Winfield  
 Cyril N. Pickens, Charleston  
 Wm. E. Mathis, Charleston  
 Wm. F. Alexander, Clarksburg  
 Harry L. Welsh, Fairmont  
 Jas. N. Potts, Huntington  
 O. L. Dunfee, Huntington  
 Howard L. Swisher, Morgantown  
 J. J. Dotson, Richwood  
 J. K. Dotson, Richwood  
 Wm. J. Wingerter, Wheeling

*CAPITAL FIRE**CENTRAL MANUFACTURERS MUTUAL*

E. R. Dodson, Clarksburg  
 J. A. Gist, Wellsburg

C. E. Frankeberger, Charleston

*CENTRAL STATES FIRE**CHRISTIANIA GENERAL INSURANCE**CITIZENS*

Edwin H. Easley, Bluefield  
 Wm. Lohmeyer, Charleston  
 J. Edwards Burns, Charles Town  
 John F. Nydegger, Elkins  
 A. W. Werninger, Huntington  
 Jas. M. Small, Martinsburg  
 Chas. E. Miller, Morgantown  
 Fred N. Stewart, Mullens  
 Miss Cora B. Magee, Wellsburg  
 Walter A. Edwards, Weston

C. A. Pearson, Bluefield  
 D. W. Patterson, Charleston  
 Edmund C. Baxter, Chester  
 B. Frank Hornor, Clarksburg  
 Miss Mary B. Brown, Huntington  
 Harry Sanders, Morgantown  
 Bruce L. Holland, Mullins  
 Robert L. Hutchinson, Pt. Pleasant  
 Thos. A. Edwards, Weston  
 John L. Mosher, Moundsville

*CITY EQUITABLE FIRE**CITY INSURANCE COMPANY OF PENN.*

A. R. Miller, Huntington  
 Richard E. Davis, Morgantown

R. L. Hill, Huntington  
 Simms Powell, Parkersburg

*CITY OF NEW YORK*

E. H. Easley, Bluefield  
 Wm. Lohmeyer, Charleston  
 W. F. Alexander, Clarksburg  
 Lyle B. Hornor, Clarksburg  
 C. Richard Hall, Fairmont  
 Norman F. Kendall, Grafton  
 Carrie V. Hieronimus, Grafton  
 John H. Campbell, Huntington  
 Jas. M. Small, Martinsburg  
 Wm. H. Morgan, Parkersburg  
 Irwin A. Downey, Princeton  
 J. Strider Moler, Shepherdstown  
 Jno. M. Swope, Welch  
 Miss Cora M. Magee, Wellsburg  
 Thos. A. Edwards, Weston  
 Gibson L. Caldwell, Wheeling

C. A. Pearson, Bluefield  
 D. W. Patterson, Charleston  
 Chas. B. Alexander, Clarksburg  
 Mabel Williams, Clarksburg  
 George L. Humes, Follansbee  
 Lawson Starcher, Grafton  
 Henry W. Bias, Huntington  
 Jos. G. Garidner, Huntington  
 J. L. Wharton, Morgantown  
 Arthur F. Herman, Parkersburg  
 Clarke M. Thoratton, Princeton  
 Harold M. Collins, Welch  
 Anna M. Helms, Welch  
 Walter A. Edwards, Weston  
 Peebles Tatum, Wheeling

*CLEVELAND NATIONAL FIRE*

G. S. Wiestling, Charleston  
 Walter L. Lowe, Clarksburg  
 E. Ray Burnside, Clarksburg  
 Nellie V. DeMoss, Clarksburg

J. H. Campbell, Charleston  
 Wilkie G. Lane, Jr., Clarksburg  
 Claude H. Thrash, Clarksburg  
 Jas. G. O'Connor, Elkins

Troy B. Wilmoth, Elkins  
 Carl Riggs, Fairmont  
 Mary B. Brown, Huntington  
 F. K. Brots, Morgantown  
 Lorena M. Swearingen, Parkersburg

Wm. A. Arnold, Elkins  
 A. W. Werningen, Huntington  
 John L. Dougan, Morgantown  
 Donald L. Swearingen, Parkersburg  
 Joseph S. Gibbs, Jr., Wheeling

*COLUMBIA, N. J.*

Floyd P. Sexton, Buckhannon  
 R. L. Frasier, Jr., Charleston  
 Jos. A. James, Clarksburg  
 F. F. Higginbotham, Clendenin  
 Roy Reed, Dunbar  
 George H. Brobet, Fairmont  
 A. L. Kouns, Huntington  
 Altie C. Atha, Mannington  
 Alva H. Hartley, Morgantown  
 B. W. Miller, Parkersburg  
 H. R. Dudley, Parsons  
 Chas. A. Dye, Ravenswood  
 Ernest G. Smith, Weston  
 Thos. F. Thoner, Wheeling  
 J. G. Ridinger, Mt. Hope  
 Wm. J. Wingerter, Wheeling

R. L. Frasier, Charleston  
 Forest E. Diets, Charleston  
 F. C. Devericks, Clarksburg  
 A. A. Westfull, Clendenin  
 W. E. Griffith, Dunbar  
 Wm. B. Cruise, Grafton  
 Sam'l H. Young, Huntington  
 D. K. Marchand, Morgantown  
 Georgia St. Clair, Mt. Hope  
 W. Hoefling, Parkersburg  
 Jas. H. Latham, Ravenswood  
 E. Turner Fleming, St. Marys  
 Ernest C. Smith, Weston  
 Dennis D. Holts, Clarksburg  
 Lamar C. Satterfield, Fairmont  
 J. N. Hendrix, Wheeling

*COLUMBIAN NATIONAL*

E. F. Jackson, Charleston  
 C. C. Boston, Charleston  
 Milton R. Frants, Fairmont  
 Jas. T. Croft, Princeton  
 Christian L. Hibner, Huntington  
 Patterson M. Long, Clarksburg  
 Robert G. Mathison, Parkersburg  
 Mary. E. Allen, New Martinsville  
 Frank Smith, Elm Grove  
 Jacob L. Wharton, Morgantown

H. F. Rymer, Charleston  
 Wm. G. Brand, Wheeling  
 Martin V. Croft, Princeton  
 Wm. B. Cruise, Grafton  
 Chas. Long, Clarksburg  
 J. A. Mathison, Parkersburg  
 George Allen, New Martinsville  
 A. J. Schurman, Huntington  
 Harrell Smith, Elm Grove

*COLUMBIAN INS., IND.*

C. C. Boston, Charleston  
 H. F. Rymer, Charleston  
 John E. Chic, Huntington  
 C. C. Wright, Moundsville

E. F. Jackson, Charleston  
 Roy L. Pixler, Huntington  
 O. E. Reed, Huntington  
 H. W. Thompson, Moundsville

*COMMERCIAL UNION ASSURANCE*

S. Ginestra, Beckley  
 John A. Brandon, New Cumberland  
 Oscar Roth, Northfork  
 Vernon C. Somers, Berkeley Springs  
 D. W. Patterson, Charleston  
 Mabel C. Moore, Charles Town  
 Henry F. Smith, Fairmont  
 Claude L. Heater, Gasaway  
 Chas. W. Thornburg, Huntington  
 Ray Pilcher, Huntington  
 Wm. Rush Burdette, Lewisburg  
 F. R. Harrison, Martinsburg  
 Wm. F. Naret, Morgantown  
 Wm. J. Snoc, Morgantown  
 A. B. White, Jr., Parkersburg  
 Waitman D. Corder, Philippi  
 Lewis P. Walker, Ridgely  
 R. M. Thomason, Spencer  
 Thos. J. Reid, Wellsburg  
 Thos. A. Edwards, Weston  
 John J. Mathison, Wheeling  
 W. Scott, Wysong, Clarksburg  
 J. W. Smith, Jr., Clarksburg

Peter R. Csanady, Charleston  
 Jas. A. Sigafosse, Moundsville  
 John Horvath, Wheeling  
 Wm. Lohmeyer, Charleston  
 Harry Beckenstein, Charleston  
 Mary L. Nichols, Fairmont  
 S. Glen Moyer, Fairmont  
 W. B. Cruise, Grafton  
 Hans Watts, Huntington  
 Wm. E. Crooks, Keyser  
 Jesse Shimp, Mannington  
 Jas. M. Small, Martinsburg  
 W. P. McCue, Morgantown  
 Miss Lena McDaniel, Moundsville  
 Nora F. Orrahood, Parkersburg  
 Thos. F. Kenny, Piedmont  
 J. Hansford McCoy, Sistersville  
 Harry M. Dunlevy, Weirton  
 Walter A. Edwards, Weston  
 George J. Mathison, Wheeling  
 H. E. Pilcher, Huntington  
 H. C. Alexander, Clarksburg  
 Delford L. Cottriel, Pt. Pleasant

*COMMERCIAL UNION FIRE*

Dewitt Gullaher, Charleston  
 W. L. Lowe, Clarksburg  
 N. V. DeMoss, Clarksburg  
 D. J. Pancake, Huntington  
 John T. Pancake, Huntington  
 Clyde E. Smith, Martinsburg  
 Howard T. Burnside, Clarksburg  
 Jos. G. Gardiner, Huntington

George E. Sutherland, Charleston  
 C. H. Thrash, Clarksburg  
 E. Ray Burnside, Clarksburg  
 Paul C. Pancake, Huntington  
 H. K. Pancake, Huntington  
 Wm. R. Chapman, Morgantown  
 J. H. Campbell, Charleston  
 George E. Williams, Huntington

## COMMONWEALTH INSURANCE

Wm. Beury, Bluefield  
 A. H. Land, Bluefield  
 H. A. Robson, Charleston  
 John A. Washington, Charles Town  
 E. E. Cooke, Charles Town  
 George P. Whetsell, Elkins  
 Chas. G. Hood, Fairmont  
 Henry O. Dunfee, Huntington  
 R. E. Mockler, Mannington  
 Elmer W. McClave, Martinsburg  
 Jas. A. Mathison, Parkersburg  
 B. A. Koblegarde, Weston  
 Raymond A. Foose, Wheeling  
 Harry L. Walsh, Fairmont

Morris Watts, Bluefield  
 Ray Evans, Bluefield  
 George E. Robson, Charleston  
 W. F. Alexander, Charles Town  
 B. Frank Hornor, Clarksburg  
 Smith Hood, Fairmont  
 P. E. Archer, Huntington  
 Jas. E. Lepps, Keyser  
 Clyde E. Smith, Martinsburg  
 Wm. J. Snee, Morgantown  
 S. Q. Hamilton, Wellsburg  
 W. S. Foose, Wheeling  
 Earl McK. Woddell, Morgantown

## CONCORDIA

Simon Fuhrman, Charleston  
 George H. Gordon, Clarksburg  
 George G. Lynch, Clarksburg  
 Sam'l E. Miller, Fairmont  
 Duncan C. Kennedy, Huntington  
 Jos. G. Gardiner, Huntington  
 Roscoe Eakin, Morgantown  
 Nelson N. Oblinger, New Martinsville  
 Nora F. Orrahood, Parkersburg  
 Ernest C. Smith, Weston  
 Edmund Whitehead, Wheeling

Geo. Robson, Charleston  
 Robert E. Kidd, Clarksburg  
 Jesse C. Miller, Fairmont  
 Jos. G. Bradley, Huntington  
 W. H. Cunningham, Huntington  
 Eara K. Sutton, Huntington  
 Evan G. Roberts, Moundsville  
 A. B. White, Jr., Parkersburg  
 Ernest G. Smith, Weston  
 Ralph Whitehead, Wheeling  
 A. P. Hudson, Charleston

## CONNECTICUT

Edwin Mann, Bluefield  
 Emory C. Jones, Charleston  
 DeWitt Gallaher, Charleston  
 W. Scott Wysong, Clarksburg  
 J. W. Smith, Jr., Clarksburg  
 W. H. Keim, Elkins  
 A. M. Jacobs, Fairmont  
 Miss Mildred Wood, Follansbee  
 O. E. Parrish, Grafton  
 Hans Watts, Huntington  
 Chas. V. Pownall, Martinsburg  
 Wm. H. Darnall, Mt. Hope  
 Sam'l Logan, Parkersburg  
 J. Hansford McCoy, Sistersville  
 George Patterson, Wellsburg  
 A. A. Warren, Weston  
 Julius Pollock, Wheeling  
 Walter H. Wiles, Williamson

Chas. A. Bradshaw, Bluefield  
 B. R. Winkler, Charleston  
 George E. Sutherland, Charleston  
 H. C. Alexander, Clarksburg  
 Jos. E. Stealey, Clarksburg  
 H. H. Keim, Elkins  
 Arthur P. Jones, Fairmont  
 Ray M. Parrish, Grafton  
 Chas. W. Thornburg, Huntington  
 Wm. R. Wilson, Kenova  
 Wm. F. Naret, Morgantown  
 George R. Gay, Mt. Hope  
 Fred L. Summers, Parkersburg  
 H. M. Dunlevy, Weirton  
 W. H. Warren, Weston  
 Thos. H. Pollock, Wheeling  
 Wm. R. Hurst, Williamson

## CONTINENTAL INSURANCE CO.

George J. Thompson, Alderson  
 R. D. Watts, Beckley  
 Edwin Mann, Bluefield  
 O. H. Gall, Belington  
 Chas. A. Bradshaw, Bluefield  
 Mabel C. Moore, Charles Town  
 Minnie D. Freeman, Clarksburg  
 J. D. Reefer, Clarksburg  
 W. H. Keim, Elkins  
 Geo. H. Grodhaus, Elm Grove  
 Henry F. Smith, Fairmont  
 Grant Creameans, Hamlin  
 C. W. Thornburg, Huntington  
 J. T. Garrett, Hurricane  
 Frank H. Babb, Keyser  
 Wm. B. Johnson, Logan  
 A. G. Clayton, Mannington  
 J. M. Small, Martinsburg  
 Miss Ruth C. Wood, Morgantown  
 Thomas L. Fezell, Mt. Hope  
 Arch C. Griffith, Madison  
 P. M. Scott, New Cumberland  
 A. B. White, Jr., Parkersburg  
 Staley W. Collins, Pennsboro  
 Tom F. Kenny, Piedmont  
 W. S. Dangerfield, Princeton  
 M. A. Lowe, Princeton  
 Frederick W. Brundick, Parkersburg  
 James W. Short, Romney

Wesley Wilkes, Beckley  
 Chas. H. Dawson, Berkeley Springs  
 Karl B. Sexton, Buckhannon  
 L. R. Fowler, Beverly  
 C. H. Carpenter, Cameron  
 H. M. Ralston, Chester  
 Weldon L. White, Clendenin  
 Edgar G. Meyer, Davis  
 H. H. Keim, Elkins  
 Mary Louise Nichols, Fairmont  
 Miss Ruby C. Bonafield, Grafton  
 Luther P. Graham, Hinton  
 Hans Watts, Huntington  
 Wm. D. Marmion, Jr., Harpers Ferry  
 Chas. W. Wolfe, Kingwood  
 Archie Marshall, Littleton  
 Wm. J. Yeager, Marlinton  
 John P. Hundley, Masontown  
 Evan G. Roberts, Moundsville  
 Geo. R. Gay, Mt. Hope  
 H. H. Robb, New Cumberland  
 Lloyd V. McIntyre, New Martinsville  
 Nora F. Orrahood, Parkersburg  
 Columbia I. Collins, Pennsboro  
 Robt. L. Hutchinson, Ft. Pleasant  
 A. W. Reynolds, Princeton  
 Waitman D. Corder, Phillippi  
 Kenna K. Hyre, Ripley  
 Guy E. Cutchon, Reedy

Charles A. Dye, Ravenswood  
 Willard Everstine, Ridgely  
 Thos. P. Doughty, Roncoverte  
 C. A. F. Randolph, Salem  
 John Kinkaid, Sistersville  
 B. A. Locke, St. Marys  
 Ada L. Hyer, Salem  
 Charles L. Watkins, Shinnston  
 John J. McKone, Jr., Tunnelton  
 Wm. R. Miller, Wellsburg  
 Walter A. Edwards, Weston  
 D. E. Biggs, Williamstown  
 Edmund C. Whitehead, Wheeling  
 Geza Kokochak, Weirton  
 Elva F. Jackson, Charleston  
 Chester C. Boston, Charleston  
 W. H. Cunningham, Charleston  
 G. S. Wiestling, Charleston  
 C. R. Lowe, McMechen  
 H. A. Roush, Millwood  
 R. T. Embleton, Hartford  
 H. Cotton Turner, Mason  
 Harrell Smith, Elm Grove  
 E. B. Thrush Moorefield  
 F. C. Littlejohn, Shenandoah Junction  
 R. P. DeVan, Charleston  
 W. T. Turner, St. Albans

James H. Latham, Ravenswood  
 W. R. Burdette, Roncoverte  
 Elmer F. Giffin, Rowlesburg  
 L. D. Lowther, Salem  
 Stephen B. Thompson, Spencer  
 Chas. J. Hyer, Sutton  
 Francis W. Turner, St. Albans  
 Charles E. Trembley, Terra Alta  
 Harry M. Dunlevy, Weirton  
 Thomas A. Edwards, Weston  
 Charles Longacre, West Union  
 Ralph Whitehead, Wheeling  
 W. R. Hurst, Williamson  
 Russell R. Rucker, Wayne  
 Henry F. Rymer, Charleston  
 J. G. Bradley, Charleston  
 J. H. Campbell, Charleston  
 W. S. Leach, Benwood  
 H. L. Lloyd, Cottageville  
 R. N. Vermillion, Princeton  
 C. W. Flesher, Gasaway  
 Frank Smith, Elm Grove  
 M. Dasher, Moorefield  
 J. J. Lyne, Shenandoah Junction  
 Isaac D. Smith, Petersburg  
 L. L. Lilly, Buffalo  
 D. C. Kennedy, Charleston

**CONSOLIDATED ASSURANCE**

**COUNTY**

Oscar J. Caldwell, Bluefield  
 Elva F. Jackson, Charleston  
 Chester C. Boston, Charleston  
 Henry O. Dunfee, Huntington  
 Baird Mitchell, Wheeling

J. H. Wright, Bluefield  
 H. F. Rymer, Charleston  
 Philo E. Archer, Huntington  
 A. C. Stifel, Wheeling  
 J. E. Stevenson, Wheeling

**DES MOINES REINSURANCE**

**DETROIT FIRE & MARINE**

**DETROIT NATIONAL**

**DIXIE FIRE INSURANCE CO.**

**EAGLE FIRE INSURANCE CO.**

**EAGLE STAR AND BRITISH DOMINION**

W. Lacy Dixon, Alderson  
 Floyd P. Sexton, Buchannon  
 Emory C. Jones, Charleston  
 W. H. Freeman, Clarksburg  
 L. Starcher, Grafton  
 N. F. Kendall, Grafton  
 M. L. Comstock, Huntington  
 Mrs. Ella M. Ellis, Huntington  
 Lee Justice, Logan  
 J. Miller Small, Martinsburg  
 Albert R. Fields, Milton  
 F. Guy Ash, Morgantown  
 Dale C. Hunter, Morgantown  
 Earl B. Thrush, Moorefield  
 H. Riley Heishman, Moorefield  
 Howard R. Dudley, Parsons  
 James H. Latham, Ravenswood  
 J. R. Johnson, Roncoverte  
 Stephen B. Thompson, Spencer  
 J. W. Blakeley, Welch  
 Walter A. Edwards, Weston  
 Percy R. Callahan, Wheeling  
 John A. Udy, Bluefield

Geo. E. Boone, Alderson  
 William Jones, Charleston  
 B. Romer Winkler, Charleston  
 M. D. Freeman, Clarksburg  
 C. V. Heironimus, Grafton  
 Erastus H. Peck, Hinton  
 W. D. Brightwell, Huntington  
 W. Rush Burdette, Lewisburg  
 F. M. Sydnor, Marlinton  
 Altie C. Atha, Mannington  
 Howard L. Swisher, Morgantown  
 Elsa McK. Menear, Morgantown  
 Manassah Dasher, Moorefield  
 C. D. Bowman, Moorefield  
 Lloyd V. McIntyre, New Martinsville  
 Norman N. Lawhead, Pt. Pleasant  
 Chas. A. Dye, Ravenswood  
 J. Hansford McCoy, Sistersville  
 W. F. Morrison, Sutton  
 A. H. Schueneman, Welch  
 Thos. A. Edwards, Weston  
 John F. Land, Bluefield

**EQUITABLE FIRE INSURANCE CO.**

**EQUITABLE FIRE & MARINE INSURANCE CO.**

Louis G. Jeffries, Charleston  
 Geo. B. Morgan, Fairmont  
 A. W. Werninger, Huntington  
 Harry Sanders, Morgantown  
 Ocey C. Tallman, Weirton  
 Leonard L. Shore, Charleston

B. Frank Hornor, Clarksburg  
 Elias N. Eddy, Fairmont  
 Mary B. Brown, Huntington  
 Chas. E. Miller, Morgantown  
 J. S. Gibbs, Jr., Wheeling

**BUREKA INSURANCE CO.****FARMERS FIRE**

F. R. Bell, Charleston

**FEDERAL INSURANCE CO.**P. R. Callahan, Wheeling  
C. R. Hall, Fairmont

G. C. Sullivan, Huntington

**FEDERAL UNION**

Frank N. Mann, Huntington

**FEDERATED FIRE****FIDELITY—PHENIX**

E. H. Warren, Alderson  
 Amos F. Rohrbaugh, Belington  
 J. F. Land, Bluefield  
 V. E. Johnson, Berkeley Springs  
 D. W. Patterson, Charleston  
 E. C. Baxter, Chester  
 R. B. Hornor, Clarksburg  
 J. E. Bane, Cameron  
 A. M. Douglass, Cairo  
 E. E. Higginbotham, Clendenin  
 G. E. Sutherland, Charleston  
 W. E. Griffith, Dunbar  
 G. B. Morgan, Fairmont  
 H. L. Kuhn, Farmington  
 C. L. Heater, Gassaway  
 J. H. S. Barlow, Grafton  
 O. C. Hathaway, Grantsville  
 J. G. Tootham, Hundred  
 H. E. Cragg, Huntington  
 F. S. McIntosh, Huntington  
 W. E. Deegans, Huntington  
 B. D. Snyder, Hedgesville  
 Ben Kiff, Hurricane  
 C. G. Black, Hamlin  
 H. L. Miller, Hinton  
 W. E. Crooks, Keyser  
 D. J. Gibson, Kingwood  
 B. L. Holland, Logan  
 F. H. Mays, Lewisburg  
 A. G. Clayton, Mannington  
 F. R. Hunter, Marlinton  
 R. A. Wilson, Moorefield  
 C. E. Miller, Morgantown  
 A. J. Kincaid, Montgomery  
 H. H. Marks, Milton  
 A. J. Mees, Mason  
 P. R. Watson, Mason Town  
 Roy T. Wright, Matoaka  
 W. B. Godfrey, Matoaka  
 M. E. Allen, New Martinsville  
 J. R. Wilkin, New Cumberland  
 G. C. Alvis, Newell  
 D. H. Reynolds, Parkersburg  
 H. N. Sharp, Pennsboro  
 W. R. Ervin, Petersburg  
 R. L. Hutchinson, Pt. Pleasant  
 T. E. Ballard, Peterstown  
 H. R. Dudley, Parsons  
 M. A. Lowe, Princeton  
 A. W. Reynolds, Princeton  
 J. R. Keller, Ravenswood  
 D. H. Kauffelt, Roncoverte  
 W. B. Hines, Roncoverte  
 F. W. Turner, St. Albans  
 Joe Williams, St. Marys  
 L. D. Lowther, Salem  
 C. C. Cleavenger, Spencer  
 Harrison Schley, Shepherdstown  
 E. W. Rouse, Smithfield  
 W. R. Miller, Wellsburg  
 W. H. Warren, Weston  
 G. K. Wheat, Wheeling  
 H. H. Williamson, Williamson  
 B. F. Williams, Welch  
 J. D. Victor, Worthington

C. B. Rowe, Alderson  
 G. E. French, Bluefield  
 S. E. Young, Buchannan  
 Wm. Lohmeyer, Charleston  
 Mabel C. Moore, Charles Town  
 L. B. Hornor, Clarksburg  
 E. L. Hinerman, Cameron  
 G. R. Covert, Corco  
 A. A. Westfall, Clendenin  
 DeWitt Gallaher, Charleston  
 Roy Reed, Dunbar  
 Geo. P. Whetsell, Elkins  
 E. N. Eddy, Fairmont  
 F. E. Cassidy, Follansbee  
 W. H. Johnson, Glenville  
 A. F. Schwartz, Gormania  
 C. K. Peirpoint, Harrisville  
 C. A. Staats, Huntington  
 A. L. Garred, Huntington  
 W. M. Fleming, Hollidays Cove  
 L. H. Martin, Haywood  
 G. C. Snyder, Hedgesville  
 E. L. Baker, Hamlin  
 O. E. Miller, Hinton  
 H. O. Graham, Hinton  
 L. M. Albright, Kingwood  
 W. R. Wilson, Kenova  
 J. E. Bass, Lewisburg  
 A. D. Walker, Lost City  
 F. M. Sydnor, Marlinton  
 C. Granville Smith, Jr., Martinsburg  
 Harry Sanders, Morgantown  
 W. R. Johnson, Montgomery  
 N. R. Coles, Montgomery  
 A. D. Ayers, Moundsville  
 E. E. Williams, Mason Town  
 F. N. Stewart, Mullens  
 J. B. Neal, Matoaka  
 G. I. Allen, New Martinsville  
 J. R. Smott, Newburg  
 H. L. Dyer, New Haven  
 E. P. Douglass, Parkersburg  
 A. H. Reynolds, Parkersburg  
 I. D. Smith, Petersburg  
 R. McV. Drane, Piedmont  
 Levin Smith, Parkersburg  
 J. H. Williamson, Palestine  
 A. H. Elliott, Pullman  
 W. S. Dangerfield, Princeton  
 G. W. Park, Ravenswood  
 G. K. Kump, Romney  
 C. E. Boone, Roncoverte  
 L. P. Walker, Ridgeley  
 W. T. Turner, St. Albans  
 C. A. F. Randolph, Salem  
 J. H. McCoy, Sistersville  
 W. F. Morrison, Sutton  
 C. W. Jones, Shinnston  
 J. F. Vaughan, Union  
 A. A. Warren, Weston  
 Chas. Longacre, West Union  
 W. P. Miller, Williamstown  
 C. C. Williams, Williamson  
 J. W. Blakeley, Welch  
 C. W. Walter, Warden

C. R. Miller, Wardsville  
 L. L. Dyer, Webster Springs  
 J. W. Smith, Jr., Clarksburg  
 J. J. Dotson, Richwood  
 Zela M. Dobbins, Richwood  
 Harry L. Summers, Huntington  
 C. L. Heaberlin, Beckley  
 Ray Evans, Bluefield  
 M. Startzman, Fairmont  
 Uriah Vermillion, Athens  
 M. J. Haller, Morgantown  
 C. B. Robertson, Clarksburg  
 A. C. Renick, Mt. Hope  
 A. K. Dodge, Terra Alta

J. W. Anderson, Winfield  
 W. Scott Wyson, Clarksburg  
 H. C. Alexander, Clarksburg  
 J. M. Dobbins, Richwood  
 R. N. Vermillion, Princeton  
 G. T. Williamson, Wallace  
 Howard Phipps, Beckley  
 T. C. Startzman, Fairmont  
 J. M. Cook, Athens  
 L. L. Lilly, Buffalo  
 C. Wilson, Morgantown  
 H. D. Talbot, Clarksburg  
 Georgia St. Clair, Mt. Hope  
 J. E. Gardner, Keyser

#### FIRE ASSOCIATION OF PHILADELPHIA

T. M. Reynolds, Alderson  
 C. L. Heaberlin, Beckley  
 C. H. Dawson, Berkeley Springs  
 C. A. Bradshaw, Bluefield  
 John E. Overton, Cairo  
 G. H. Palmer, Charleston  
 C. S. Morton, Charleston  
 W. F. Alexander, Charles Town  
 W. Scott Wyson, Clarksburg  
 J. W. Smith, Jr., Clarksburg  
 Edgar G. Myers, Davis  
 Mary Louise Nichols, Fairmont  
 Mildred Wood, Follansbee  
 O. E. Parrish, Grafton  
 C. W. Thornburg, Huntington  
 Frank H. Babb, Keyser  
 W. B. Johnson, Logan  
 H. Cotton Turner, Mason City  
 Earl B. Thrush, Moorefield  
 Lena L. McDaniels, Moundsville  
 T. L. Feasell, Mt. Hope  
 A. J. Ruth, Parkersburg  
 Nora F. Orrahood, Parkersburg  
 J. P. Scott, Parsons  
 W. D. Corder, Philippi  
 R. L. Hutchinson, Pt. Pleasant  
 F. V. Carpenter, Ridgeley  
 J. R. Johnson, Ronceverte  
 C. A. F. Randolph, Salem  
 C. W. Jones, Shinnston  
 O. F. Payne, St. Albans  
 D. W. Dillon, St. Marys  
 J. J. McKone, Jr., Tunnelton  
 George Patterson, Wellsburg  
 W. H. Warren, Weston  
 T. H. Pollack, Wheeling  
 H. G. Williams, Williamson  
 R. D. Watts, Beckley  
 B. E. Young, Buchannon  
 H. A. Robson, Charleston  
 Wm. Lohmeyer, Charleston  
 E. G. Jackson, Chester  
 J. E. Stealey, Clarksburg  
 C. L. Heater, Gassaway  
 W. R. Wilson, Kenova  
 J. M. Small, Martinsburg  
 Miss Bess Hammond, Moundsville  
 J. A. Shrewsbury, Parkersburg  
 C. I. Collins, Pennsboro  
 C. L. Watkins, Shinnston  
 S. B. Thompson, Spencer  
 A. H. Schuneman, Welch  
 T. J. Reid, Wellsburg  
 E. C. Smith, Weston  
 John Metzger, Wheeling  
 A. O. Myers, Wheeling

P. A. Vslandingham, Barboursville  
 Mrs. H. H. Jones, Belington  
 Edwin Mann, Bluefield  
 K. B. Sexton, Buchannon  
 G. C. Dick, Charleston  
 R. P. DeVan, Charleston  
 J. A. Washington, Charles Town  
 E. E. Cook, Charles Town  
 H. C. Alexander, Clarksburg  
 W. M. Summer, Clendenin  
 G. P. Whetsell, Elkins  
 Henry F. Smith, Fairmont  
 R. N. Parrish, Grafton  
 L. P. Graham, Hinton  
 Hans Watts, Huntington  
 C. W. Wolfe, Kingwood  
 H. L. Alexander, Martinsburg  
 Manasseh Daaser, Moorefield  
 Ruth C. Wood, Morgantown  
 W. H. Darnall, Mt. Hope  
 C. S. Bradley, New Cumberland  
 A. B. White, Jr., Parkersburg  
 A. F. Phillips, Parsons  
 Staley W. Collins, Pennsboro  
 Robert McV. Drane, Piedmont  
 Stephen F. Cleghon, Princeton  
 J. T. Ballentine, Ripley  
 E. F. Giffin, Rowlesburg  
 L. D. Lowther, Salem  
 John Kinkaid, Sistersville  
 Owen Stutler, St. Albans  
 R. M. Thomason, Spencor  
 H. M. Dunlevy, Weirton  
 A. A. Warren, Weston  
 Chas. Longacre, West Union  
 Julius Pollack, Wheeling  
 Wesley Wilkes, Beckley  
 Ray Evans, Bluefield  
 Chas. Howard, Cameron  
 G. E. Robson, Charleston  
 D. W. Patterson, Charleston  
 C. E. Frunty, Clarksburg  
 M. R. Frantz, Fairmont  
 W. B. Cruise, Grafton  
 W. E. Crooks, Keyser  
 M. T. Sisler, Morgantown  
 D. F. Moore, New Martinsville  
 H. R. Dudley, Parsons  
 Robt. McV. Drane, Piedmont  
 George Braunbeck, Sistersville  
 J. W. Blakeley, Welch  
 B. F. Williams, Welch  
 E. G. Smith, Weston  
 T. E. I. O'Donnell, Wheeling  
 Hugh T. Rook, Wheeling  
 E. B. Keenan, Montgomery

#### FIREMANS FUND

R. D. Watts, Beckley  
 O. H. Gall, Belington  
 Ray E. Evans, Bluefield  
 B. E. Young, Buchannon  
 R. P. DeVan, Charleston  
 G. H. Palmer, Charleston  
 J. E. Burns, Charles Town  
 B. F. Hornor, Clarksburg  
 Henry F. Smith, Fairmont

Wesley Wilkes, Beckley  
 C. H. Dawson, Berkeley Springs  
 John Crawford, Bluefield  
 C. H. Carpenter, Cameron  
 G. C. Dick, Charleston  
 C. S. Morton, Charleston  
 H. M. Ralston, Chester  
 G. P. Whetsell, Elkins  
 Mary L. Nichols, Fairmont

Ray M. Parrish, Grafton  
 J. D. Fredeking, Hinton  
 H. E. Cragg, Huntington  
 Ben Kiff, Hurricane  
 F. H. Babb, Keyser  
 F. H. Mays, Lewisburg  
 C. E. Browning, Logan  
 A. G. Clayton, Mannington  
 J. M. Small, Martinsburg  
 E. B. Keenan, Montgomery  
 E. G. Roberts, Moundsville  
 Georgia St. Clair, Mt. Hope  
 L. E. Frants, Mullens  
 J. T. Peadro, Parkersburg  
 R. McV. Drane, Piedmont  
 S. F. Cleghon, Princeton  
 D. H. Kauffelt, Roncoverte  
 W. B. Hines, Roncoverte  
 W. H. Wilson, St. Albans  
 G. H. Ellis, St. Albans  
 L. C. Reeder, Salem  
 C. W. Jones, Shinnston  
 Guy Flesher, Spencer  
 Thos. Rutherford, Welch  
 H. K. Tice, Welch  
 W. A. Edwards, Weston  
 D. G. Morgan, Wheeling  
 H. G. Williams, Williamson  
 G. W. Park, Ravenswood

O. E. Parriah, Grafton  
 C. A. Staats, Huntington  
 F. S. McIntosh, Huntington  
 Chas. Shoop, Kenova  
 J. E. Bass, Lewisburg  
 T. E. Browning, Logan  
 J. W. Wadsworth, Lumberport  
 W. J. Yeager, Marlinton  
 S. O. Norton, Montgomery  
 W. F. Naret, Morgantown  
 C. L. Phipps, Mt. Hope  
 H. W. Dodrill, Mt. Hope  
 D. F. Moore, New Martinsville  
 Sherman Lindsay, Philippi  
 B. F. Gibbs, Pt. Pleasant  
 F. W. Dickerson, Ravenswood  
 C. E. Boone, Roncoverte  
 O. F. Payne, St. Albans  
 O. G. Stutler, St. Albans  
 B. A. Locke, St. Marys  
 T. J. Coffman, Salem  
 J. H. McCoy, Sistersville  
 T. J. Reid, Weirton  
 Horace R. Maher, Welch  
 Geo. Patterson, Wellsburg  
 T. A. Edwards, Weston  
 D. G. Morgan, Jr., Wheeling  
 L. W. Swift, Wheeling  
 J. K. Keller, Ravenswood

#### FIREMENS INSURANCE

C. L. Heaberlin, Beckley  
 C. A. Bradshaw, Bluefield  
 John E. Overton, Cairo  
 Wm. Lohmeyer, Charleston  
 J. H. Campbell, Charleston  
 B. J. Thaxton, Charleston  
 E. R. Burnside, Clarksburg  
 C. A. Croft, Madison  
 E. G. Meyer, Davis  
 A. B. Abbott, Fayetteville  
 Ruby C. Bonafield, Grafton  
 E. H. Peck, Hinton  
 Hans Watts, Huntington  
 W. B. Johnson, Logan  
 J. P. Hundley, Masontown  
 Harry Sanders, Morgantown  
 W. H. Cecil, Parkersburg  
 C. I. Collins, Pennsboro  
 B. F. Gibbs, Pt. Pleasant  
 R. N. Vermillion, Princeton  
 R. A. Radcliffe, Ridgeley  
 J. C. Linthicum, Romney  
 O. G. Stutler, St. Albans  
 J. N. Schwender, South Charleston  
 C. R. Windsor, Wellsburg  
 T. A. Edwards, Weston  
 H. G. Williams, Williamson  
 O. J. Caldwell, Bluefield  
 R. C. Franklin, Charleston  
 H. D. Talbott, Clarksburg  
 G. P. Whetsell, Elkins  
 W. F. Naret, Morgantown  
 W. H. Morgan, Parkersburg  
 J. K. Dotson, Richwood  
 Marie E. Rolf, Wheeling

Howard Phipps, Beckley  
 S. E. Young, Buchannon  
 J. B. Madison, Charleston  
 D. W. Patterson, Charleston  
 G. S. Wiestling, Charleston  
 J. E. Burns, Charles Town  
 N. V. DeMoes, Clarksburg  
 H. R. Issard, Danville  
 G. A. Barrett, Elkins  
 W. H. Johnson, Glenville  
 L. H. Martin, Haywood  
 C. W. Thornburg, Huntington  
 W. Rush Burdette, Lewisburg  
 J. R. Nadenbousch, Martinsburg  
 W. R. Godfrey, Matoaka  
 C. E. Miller, Morgantown  
 Staley W. Collins, Pennsboro  
 I. D. Smith, Petersburg  
 M. A. Lowe, Princeton  
 W. S. Dangerfield, Princeton  
 I. V. Thompson, Romney  
 O. F. Payne, St. Albans  
 W. H. Wilson, St. Albans  
 C. C. Rowe, Spencer  
 W. A. Edwards, Weston  
 E. M. Kirchner, Wheeling  
 J. H. Wright, Bluefield  
 G. E. Drummond, Buckhannon  
 M. C. Moore, Charles Town  
 C. B. Robertson, Clarksburg  
 R. E. Thornburg, Huntington  
 J. H. Grogan, Huntington  
 J. J. Dotson, Richwood  
 J. M. Dobbins, Richwood  
 Ernest S. Juhling, Williamson

#### FIRE REASSURANCE

#### FIRST REASSURANCE

#### FIRST RUSSIAN INSURANCE

D. W. Patterson, Jr., Charleston

#### FITCHBURG MUTUAL FIRE

C. E. Frankeberger, Charleston

#### FRANKLIN FIRE

C. B. Rowe, Alderson  
 J. M. Cook, Athens

E. H. Warren, Alderson  
 Uriah Vermillion, Athens

C. R. Miller, Barboursville  
 H. E. Beckett, Barboursville  
 R. D. Watts, Beckley  
 O. J. Caldwell, Bluefield  
 W. T. Beury, Bluefield  
 Ray Evans, Bluefield  
 F. R. Bell, Charleston  
 Mame A. Davis, Charleston  
 C. H. Thrash, Clarksburg  
 N. V. DeMoes, Clarksburg  
 W. L. Lowe, Clarksburg  
 C. G. Hood, Fairmont  
 A. P. Jones, Fairmont  
 E. S. Johnson, Franklin  
 R. N. Parrish, Grafton  
 O. E. Miller, Hinton  
 A. E. Miller, Hinton  
 C. W. Blair, Huntington  
 M. J. Mills, Kenova  
 W. B. Johnson, Logan  
 Hubert Echols, Marlinton  
 J. M. Small, Martinsburg  
 E. B. Thraash, Moorefield  
 C. E. Miller, Morgantown  
 L. S. Tully, Mt. Hope  
 A. F. Herman, Parkersburg  
 I. B. Smith, Petersburg  
 G. W. Parks, Ravenswood  
 D. H. Kauffelt, Ronceverte  
 W. B. Hines, Ronceverte  
 Geo. Braunbeck, Sistersville  
 B. A. Koblegard, Weston  
 J. M. Smith, Williamson  
 L. V. Hornor, Clarksburg  
 D. H. Reynolds, Parkersburg

R. E. Mallory, Barboursville  
 Wesley Wilkes, Beckley  
 H. A. Lilly, Bluefield  
 J. H. Wright, Bluefield  
 Morris Watts, Bluefield  
 G. E. Drummond, Buckhannon  
 J. T. Crane, Charleston  
 M. C. Moore, Charles Town  
 H. T. Burnside, Clarksburg  
 E. R. Burnside, Clarksburg  
 Smith Hood, Fairmont  
 Harry L. Walah, Fairmont  
 L. J. Henderson, Fairview  
 W. H. Johnson, Glenville  
 O. E. Parrish, Grafton  
 H. L. Miller, Hinton  
 H. O. Graham, Hinton  
 P. C. Buffington, Huntington  
 G. H. Reynolds, Keyser  
 A. C. Griffith, Madison  
 Frank M. Sydnor, Marlinton  
 Manasseh Dasher, Moorefield  
 Harry Sanders, Morgantown  
 Thomas L. Feasell, Mt. Hope  
 L. C. Cornett, New Martinsville  
 A. F. Phillips, Parsons  
 D. L. Cottrill, Pt. Pleasant  
 J. R. Keller, Ravenswood  
 C. E. Boone, Ronceverte  
 C. W. Jones, Shinnston  
 Harry N. Dunlevy, Weirton  
 G. J. Mathison, Wheeling  
 G. D. Poole, Williamson  
 R. T. Keith, Spencer  
 A. H. Reynolds, Parkersburg

#### GENERAL FIRE ASSURANCE

J. H. Wright, Bluefield  
 E. C. Jones, Charleston  
 H. J. James, Clarksburg  
 F. D. Caldwell, Huntington  
 Thos. E. Maxwell, Morgantown  
 W. S. Foose, Wheeling

B. R. Winkler, Charleston  
 J. A. James, Clarksburg  
 G. J. Caldwell, Huntington  
 J. L. Caldwell, Huntington  
 Lucy Blankensop, Wellsburg  
 R. A. Foose, Wheeling

#### GEORGIA HOME INSURANCE

Edwin Mann, Bluefield  
 G. W. Farmer, Capon Springs  
 F. R. Bell, Charleston  
 Miss Mame A. Davis, Charleston  
 W. F. Alexander, Charles Town  
 C. B. Alexander, Clarksburg  
 J. W. Smith, Jr., Clarksburg  
 H. H. Keim, Elkins  
 E. F. Holbert, Fairmont  
 Lawson Starcher, Grafton  
 J. K. Parsons, Huntington  
 H. L. Alexander, Martinsburg  
 A. J. Kincaid, Montgomery  
 A. R. Fields, Milton  
 Viola G. Cassidy, Weston  
 C. S. Schlesinger, Wheeling

C. A. Bradshaw, Bluefield  
 G. M. Hansbrough, Capon Springs  
 J. T. Crane, Charleston  
 J. A. Washington, Charles Town  
 E. E. Cook, Charles Town  
 W. A. Alexander, Clarksburg  
 W. Scott Wysong, Clarksburg  
 Wm. Keim, Elkins  
 Ernest Bowman, Franklin  
 J. G. Fredeking, Hinton  
 W. R. Burdette, Lewisburg  
 N. R. Coles, Montgomery  
 W. F. Naret, Morgantown  
 G. L. Snodgrass, Parkersburg  
 Chas. Longacre, West Union  
 Milton Schlesinger, Wheeling

#### GIRARD FIRE AND MARINE

W. S. Leach, Benwood  
 T. H. Alabaugh, Berkeley Springs  
 T. B. Drummond, Buckhannon  
 Henry F. Rymer, Charleston  
 H. M. Carson, Charleston  
 D. D. Holtz, Clarksburg  
 B. F. Hornor, Clarksburg  
 G. P. Whetsell, Elkins  
 Lawson Starcher, Grafton  
 J. K. Parsons, Huntington  
 Clare Thurmond, Huntington  
 H. W. Shelton, Huntington  
 D. F. Hollibaugh, Mannington  
 E. H. Wade, Marlinton  
 C. Granville Smith, Martinsburg  
 E. B. Keenan, Montgomery  
 J. T. Peadro, Parkersburg  
 R. L. Hutchinson, Pt. Pleasant

H. T. Alabaugh, Berkeley Springs  
 G. E. Drummond, Buckhannon  
 E. F. Jackson, Charleston  
 C. C. Boston, Charleston  
 Oleta K. Holts, Clarksburg  
 L. D. Stryker, Clarksburg  
 Ledru Tracy, Clarksburg  
 N. F. Kendall, Grafton  
 C. V. Heironimus, Grafton  
 Connor Hall, Huntington  
 J. R. Shelton, Huntington  
 Harry Ferguson, Huntington  
 F. M. Sydnor, Marlinton  
 C. G. Smith, Martinsburg  
 W. R. Chapman, Morgantown  
 D. F. Moore, New Martinsville  
 H. R. Dudley, Parsons  
 H. A. Downs, Shepherdstown



J. M. Small, Shepherdstown  
 J. M. Schwender, So. Charleston  
 Ernest C. Smith, Weston  
 D. E. Biggs, Williamstown  
 G. E. Bryan, Logan  
 L. B. Walker, Morgantown

J. H. McCoy, Sistersville  
 Ernest G. Smith, Weston  
 J. S. Gibbs, Jr., Wheeling  
 Lee Justice, Logan  
 J. G. Leidig, Morgantown

#### GLENSFALLS

L. B. Harrab, Barboursville  
 R. D. Watts, Beckley  
 E. H. Easley, Bluefield  
 C. A. Pearson, Bluefield  
 J. T. Crane, Charleston  
 W. D. Swearingen, Charleston  
 W. F. Alexander, Charles Town  
 W. Scott Wysong, Clarksburg  
 J. W. Smith, Jr., Clarksburg  
 E. G. Meyer, Davis  
 C. G. Hood, Fairmont  
 R. M. Parrish, Grafton  
 J. M. Meador, Hinton  
 C. A. Staats, Huntington  
 A. L. Garred, Huntington  
 C. G. Smith, Martinsburg  
 W. R. Godfrey, Matoaka  
 B. L. Holland, Mullens  
 A. M. Sowers, Milton  
 R. A. Foose, Moundsville  
 D. L. Swearingen, Parkersburg  
 Ben. F. Gibbs, Pt. Pleasant  
 R. N. Vermillion, Princeton  
 J. T. Ballentine, Ripley  
 O. F. Payne, St. Albans  
 O. G. Stutler, St. Albans  
 T. J. Reid, Wellsburg  
 A. F. Bieberson, Wheeling  
 E. C. Whitehead, Wheeling  
 T. A. Edwards, Weston  
 J. W. Blakeley, Welch  
 H. K. Tice, Welch  
 A. C. Preston, Williamson  
 B. G. Gatrell, St. Marys

Wesley Wilkes, Beckley  
 Ray Evans, Bluefield  
 G. E. Drummond, Buckhannon  
 F. R. Bell, Charleston  
 Mame A. Davis, Charleston  
 J. A. Washington, Charles Town  
 E. E. Cook, Charles Town  
 H. C. Alexander, Clarksburg  
 M. D. Freeman, Clarksburg  
 W. H. Keim, Elkins  
 Smith Hood, Fairmont  
 O. E. Parrish, Grafton  
 H. E. Cragg, Huntington  
 F. S. McIntosh, Huntington  
 K. V. White, Logan  
 C. Granville Smith, Martinsburg  
 W. F. Naret, Morgantown  
 F. M. Stewart, Mullens  
 W. S. Foose, Moundsville  
 James Mathison, Parkersburg  
 R. McV. Drane, Piedmont  
 M. A. Lowe, Princeton  
 W. S. Dangerfield, Princeton  
 J. T. Kinkaid, Sistersville  
 W. H. Wilson, St. Albans  
 C. C. Cleavinger, Spencer  
 L. F. Haller, Wheeling  
 H. W. Gundling, Wheeling  
 W. A. Edwards, Weston  
 H. M. Dunlevy, Weirton  
 B. F. Williams, Welch  
 H. G. Williams, Williamson  
 J. E. Stealey, Clarksburg

#### GLOBE NATIONAL

#### GLOBE AND RUTGERS

C. L. Heaberlin, Beckley  
 Edwin Mann, Bluefield  
 J. E. Overton, Cairo  
 D. W. Patterson, Charleston  
 W. F. Alexander, Charles Town  
 J. H. Campbell, Cheylon  
 H. C. Alexander, Clarksburg  
 J. W. Smith, Jr., Clarksburg  
 W. R. Cromwell, Elkins  
 H. L. Summers, Glen Jean  
 Lawson Starcher, Grafton  
 Grant Creameas, Harlin  
 C. W. Blair, Huntington  
 J. T. Garrett, Hurricane  
 D. J. Gibson, Kingwood  
 B. L. Holland, Logan  
 A. G. Clayton, Mannington  
 S. M. Sydnor, Marlinton  
 G. W. Smith, Middlebourne  
 A. J. Kincaid, Montgomery  
 R. M. Hiner, Moorefield  
 T. L. Pezell, Mt. Hope  
 L. V. McIntyre, New Martinsville  
 Nora F. Orrahood, Parkersburg  
 H. N. Sharp, Pennsboro  
 B. F. Gibbs, Pt. Pleasant  
 J. M. Dobbins, Richwood  
 J. K. Dobson, Richwood  
 I. C. Staats, Ripley  
 J. R. Johnson, Ronceverte  
 L. D. Lowther, Salem  
 J. J. McKay, Sistersville  
 O. F. Payne, St. Albans  
 W. H. Wilson, St. Albans  
 F. F. Scaggs, Wayne

C. A. Bradshaw, Bluefield  
 S. E. Young, Buckhannon  
 Wm. Lohmeyer, Charleston  
 J. A. Washington, Charles Town  
 E. E. Cook, Charles Town  
 E. C. Baxter, Chester  
 W. Scott Wysong, Clarksburg  
 E. G. Meyer, Davis  
 Ernest Bowman, Franklin  
 W. H. Johnson, Glenville  
 O. C. Hathaway, Grantsville  
 J. G. Fredeking, Hinton  
 P. C. Buffington, Huntington  
 L. M. Albright, Kingwood  
 W. R. Burdette, Lewisburg  
 C. A. Croft, Madison  
 Hubert Echols, Marlinton  
 H. L. Alexander, Martinsburg  
 O. J. Hill, Middlebourne  
 N. R. Coles, Montgomery  
 Ruth C. Wood, Morgantown  
 Bess A. Hammond, Moundsville  
 A. B. White, Jr., Parkersburg  
 A. F. Phillips, Parsons  
 W. D. Corder, Philippi  
 J. W. Flinn, Ravenswood  
 J. J. Dotson, Richwood  
 Willard Everstine, Ridgeley  
 G. K. Kump, Romney  
 C. A. F. Randolph, Sjom  
 Joe McKay, Sistersville  
 S. B. Thompson, Spencer  
 D. N. Mohler, St. Albans  
 O. G. Stutler, St. Albans  
 C. S. Scaggs, Wayne

T. J. Reid, Wellsburg  
 W. H. Warren, Weston  
 E. B. Bowie, Wheeling  
 C. C. Willtamson, Williamson  
 Wesley Wilkes, Beckley  
 E. H. Easley, Bluefield  
 J. H. Miller, Jr., Hinton  
 H. E. Cragg, Huntington  
 J. M. Small, Martinsburg  
 E. B. Keenan, Montgomery  
 Chape Wilson, Morgantown  
 W. T. Turner, St. Albans  
 W. A. Edwards, Weston  
 P. R. Callahan, Wheeling  
 H. A. Downs, Shepherdstown  
 T. E. Ballard, Peterstown

A. H. Warren, Weston  
 P. M. Ireland, West Union  
 H. H. Williamson, Williamson  
 C. B. Trenor, Fire Creek  
 R. D. Watts, Beckley  
 J. E. Stealey, Clarksburg  
 C. A. Staats, Huntington  
 W. B. Johnson, Logan  
 S. O. Norton, Montgomery  
 M. J. Haller, Morgantown  
 V. M. Eaton, Parkersburg  
 F. W. Turner, St. Albans  
 T. A. Edwards, Weston  
 Harry M. Dunlevy, Weirton  
 H. T. Alabaugh, Berkeley Springs

#### GRANITE STATE FIRE

Mrs. Alma E. Ayers, Barboursville  
 J. F. Land, Bluefield  
 S. E. Young, Buckhannon  
 Harry Beckenstein, Charleston  
 W. L. Lowe, Clarksburg  
 E. R. Burnside, Clarksburg  
 H. T. Burnside, Clarksburg  
 J. A. James, Clarksburg  
 R. M. Parrish, Grafton  
 J. F. Ellis, Huntington  
 H. E. Pilcher, Huntington  
 C. R. Varnum, Huntington  
 Archie Marshall, Littleton  
 O. J. Hill, Middlebourne  
 McElroy Stewart, Morgantown  
 G. L. Snodgrass, Parkersburg  
 I. D. Smith, Petersburg  
 Claude Pepper, Salem  
 J. H. McCoy, Sistersville  
 J. W. Blakeley, Welch  
 B. A. Koblegard, Weston  
 H. G. Williams, Williamson  
 W. D. Corder, Philippi

C. L. Heaberlin, Beckley  
 J. A. Udy, Bluefield  
 C. N. Pickens, Harleston  
 Simon Fuhrman, Charleston  
 C. H. Thrash, Clarksburg  
 N. V. DeMoss, Clarksburg  
 G. Amos Barrett, Elkins  
 M. R. Frantz, Fairmont  
 O. E. Farrish, Grafton  
 H. S. Ellis, Huntington  
 Roy Pilcher, Huntington  
 W. R. Wilson, Kenova  
 W. J. Yeager, Marlinton  
 W. J. Snee, Morgantown  
 Bess A. Hammond, Moundsville  
 H. N. Sharp, Pennsboro  
 J. S. Taylor, Peterstown  
 Carni S. Ash, Salem  
 R. M. Thomasson, Spencer  
 Gess Kokochak, Weirton  
 O. H. Garvin, Wheeling  
 G. C. Withrow, Huntington

#### GREAT AMERICAN

Wm. Lohmeyer, Charleston  
 J. E. Stealey, Clarksburg  
 G. K. Wysong, Charles Town  
 M. R. Frantz, Fairmont  
 M. F. Kendall, Grafton  
 F. W. Harvey, Huntington  
 J. H. LeBlanc, Huntington  
 J. E. Gardner, Keyser  
 M. T. Sisler, Morgantown  
 J. A. Schauwecker, St. Marys  
 S. Q. Hamilton, Wellsburg  
 A. A. Taylor, Wheeling  
 C. H. Dawson, Berkeley Springs  
 C. A. Bradshaw, Bluefield  
 W. L. White, Clendenin  
 T. T. McDougal, Ceredo  
 W. F. Alexander, Charles Town  
 De Witt Gallaher, Charleston  
 H. M. Ralston, Chester  
 H. C. Alexander, Clarksburg  
 L. J. Shore, Charleston  
 E. G. Meyer, Davis  
 E. F. Holbert, Fairmont  
 Lawson Starcher, Grafton  
 J. G. Fredeking, Hinton  
 Mary D. Brown, Huntington  
 W. R. Burdette, Lewisburg  
 C. L. Snodgrass, Mannington  
 G. W. Smith, Middlebourne  
 Ruth C. Wood, Morgantown  
 L. V. McIntyre, New Martinsville  
 A. F. Phillips, Parsons  
 R. McV. Deane, Piedmont  
 H. S. Johnson, Pt. Pleasant  
 H. D. Carnes, Princeton  
 L. P. Walker, Ridgeley  
 L. V. Thompcon, Romney  
 Brady A. Locke, St. Marys  
 R. M. Thomasson, Spencer

D. W. Patterson, Charleston  
 F. L. Jordan, Charles Town  
 G. P. Whetsell, Elkins  
 C. V. Heironimus, Grafton  
 C. A. Staats, Huntington  
 H. E. Cragg, Huntington  
 C. E. Schoop, Kenova  
 J. M. Small, Martinsburg  
 B. R. Blackburn, Parkersburg  
 C. A. Miller, Terra Alta  
 B. A. Koblegard, Weston  
 Mrs. H. H. Jones, Belington  
 Edwin Mann, Bluefield  
 S. E. Young, Buckhannon  
 J. E. Overton, Cairo  
 J. A. Washington, Charles Town  
 E. E. Cook, Charles Town  
 G. E. Sutherland, Charleston  
 W. Scott Wysong, Clarksburg  
 J. W. Smith, Jr., Clarksburg  
 L. G. Jeffries, Charleston  
 G. Amos Barrett, Elkins  
 C. W. Fleisher, Gassaway  
 C. K. Pierpoint, Harrisville  
 A. W. Werninger, Huntington  
 F. H. Babb, Keyser  
 W. B. Johnson, Logan  
 Herbert L. Alexander, Martinsburg  
 O. J. Hill, Middlebourne  
 R. C. Newell, Newell  
 G. L. Snodgrass, Parkersburg  
 T. D. Conaway, Pennsboro  
 J. W. Windon, Pt. Pleasant  
 S. F. Cleghon, Princeton  
 Mrs. C. L. Jamison, Ravenswood  
 J. C. Linthicum, Romney  
 Kenna K. Hyre, Ripley  
 F. L. Weltzheimer, Shepherdstown  
 C. J. Hyer, Sutton

A. L. Hyer, Sutton  
 Horace R. Maher, Welch  
 Thomas Rutherford, Welch  
 Geza Kokochak, Weirton  
 A. A. Warren, Weston  
 E. B. Bowie, Wheeling  
 W. B. Ragsdale, Parkersburg  
 Georgia St. Clair, Mt. Hope  
 H. W. Dodrill, Mt. Hope  
 O. G. Stutler, St. Albans

J. H. McCoy, Sistersville  
 W. J. O'Toole, Welch  
 H. K. Tice, Welch  
 W. R. Miller, Wellsburg  
 W. H. Warren, Weston  
 A. D. Bowie, Wheeling  
 A. J. Renick, Mt. Hope  
 C. J. Phillips, Mt. Hope  
 W. H. Wilson, St. Albans  
 G. H. Ellis, St. Albans

*GREAT LAKES INSURANCE CO.*

R. R. Payne, Charleston  
 Roy Reed, Dunbar  
 S. G. Campbell, Charleston  
 F. K. Bretz, Morgantown

W. E. Griffith, Dunbar  
 Theo. C. Startzman, Fairmont  
 John L. Dugan, Morgantown

*GREAT UNION FIRE & MARINE*

*GREAT WESTERN FIRE INS.*

*GUARANTY FIRE ASSURANCE*

*HANOVER FIRE*

R. D. Watts, Beckley  
 V. E. Johnson, Berkeley Springs  
 Wm. Lohmeyer, Charleston  
 R. B. Willison, Clarksburg  
 G. Amos Barrett, Elkins  
 H. F. Smith, Fairmont  
 S. M. Musgrove, Grafton  
 P. C. Buffington, Huntington  
 Lee Justice, Logan  
 E. G. Roberts, Moundsville  
 Claude Pepper, Salem  
 Geza Kokochak, Weirton  
 W. A. Edwards, Weston  
 R. B. Naylor, Wheeling  
 G. D. Pool, Williamson  
 A. S. Paull, Wheeling  
 O. H. Ballard, Princeton

Wesley Wilkes, Beckley  
 Ray Evans, Bluefield  
 D. W. Patterson, Charleston  
 A. F. Dennison, Clarksburg  
 Mary Louise Nichols, Fairmont  
 Mildred Wood, Follansbee  
 C. W. Blair, Huntington  
 J. R. Martin, Kingwood  
 M. T. Sisler, Morgantown  
 J. C. W. Busch, Parkersburg  
 Carmi Ash, Salem  
 C. R. Windsor, Wellsburg  
 Thos. A. Edwards, Weston  
 J. M. Smith, Williamson  
 Alfred Paull, Wheeling  
 R. S. Thompson, Martinsburg

*HARDWARE DEALERS MUTUAL*

J. F. Callison, Charleston

Guy A. Randolph, Charleston

*HARTFORD*

G. J. Thompson, Alderson  
 A. A. Lilly, Beckley  
 Wesley Wilkes, Beckley  
 H. T. Alabaugh, Berkeley Springs  
 K. B. Sexton, Buckhannon  
 R. L. Frazier, Sr., Charleston  
 M. C. Moore, Charles Town  
 Charles Howard, Cameron  
 A. F. Dennison, Clarksburg  
 F. A. Summers, Clendenin  
 R. D. Heironimus, Davis  
 E. F. Holbert, Fairmont  
 Harry L. Kuhn, Farmington  
 M. L. Wood, Follansbee  
 A. F. Schwartz, Gorman  
 O. E. Parrish, Grafton  
 H. F. Smith, Hartford  
 J. G. Toothman, Hundred  
 L. M. Albright, Kingwood  
 W. R. Burdette, Lewisburg  
 B. L. Holland, Logan  
 Cecil A. Croft, Madison  
 J. H. Small, Martinsburg  
 Okey J. Hill, Middlebourne  
 W. K. Bridges, Montgomery  
 R. C. Wood, Morgantown  
 E. G. Roberts, Moundsville  
 Bruce L. Holland, Mullens  
 J. R. Smoot, Newburg  
 Sarah K. Rush, Newell  
 Levi Oblinger, New Martinsville  
 A. H. Reynolds, Parkersburg  
 H. Dudley, Parsons  
 R. D. Smith, Petersburg  
 I. McV. Drane, Piedmont

P. A. Vallandingham, Barboursville  
 Robert D. Watts, Beckley  
 Mrs. H. H. Jones, Belington  
 N. D. Sutton, Bridgeport  
 J. E. Overton, Cairo  
 R. L. Frazier, Jr., Charleston  
 E. G. Jackson, Chester  
 R. S. Willison, Clarksburg  
 Thos. B. Willison, Clarksburg  
 W. M. Summers, Clendenin  
 G. P. Whetsell, Elkins  
 A. B. Abbott, Fayetteville  
 G. E. Williams, Flemington  
 C. L. Heater, Gassaway  
 R. M. Parrish, Grafton  
 T. J. Davis, Harrisville  
 J. M. Meador, Hinton  
 J. T. Garrett, Hurricane  
 J. B. Gibson, Kingwood  
 Bert Ballard, Littleton  
 W. B. McMechen, McMechen  
 Altie C. Atha, Wannington  
 G. W. Smith, Middlebourne  
 H. H. Marks, Milton  
 A. J. Kincaid, Montgomery  
 R. A. Wilson, Moorfield  
 W. H. Darnall, Mount Hope  
 Fred N. Stewart, Mullens  
 F. B. Lawrence, Newell  
 J. R. Wilkin, New Cumberland  
 N. N. Oblinger, New Martinsville  
 D. H. Reynolds, Parkersburg  
 Thos. D. Conaway, Pennsboro  
 A. C. Merrill, Philippi  
 W. S. Dangerfield, Princeton

M. A. Lowe, Princeton  
 L. P. Walker, Ridgely  
 J. T. Ballentine, Ripley  
 Joseph Williams, St. Marys  
 J. M. Small, Shepherdstown  
 L. E. Hawkins, Shinnston  
 E. W. Rouse, Smithfield  
 C. E. Miller, Terra Alta  
 Chas. J. Hyer, Sutton  
 H. M. Dunlevy, Weirton  
 Wm. Fette, Jr., Wheeling  
 Geo. Patterson, Wellsburg  
 C. G. Williamson, Williamson  
 T. M. Reynolds, Alderson  
 Uriah Vermillion, Athens  
 Edwin Mann, Bluefield  
 G. E. Drummond, Buckhannon  
 H. M. Ralston, Chester  
 D. W. Patterson, Charleston  
 DeWitt, Gallaher, Charleston  
 John A. Washington, Charles Town  
 E. E. Cooke, Charles Town  
 W. Scott Wyson, Clarksburg  
 W. L. White, Clendenin  
 Wm. H. Keim, Elkins  
 Walter Hoffman, Elizabeth  
 Henry F. Smith, Fairmont  
 Lawson Starcher, Grafton  
 C. W. Blair, Huntington  
 Chas. W. Thomson, Kenova  
 C. W. Wolfe, Kingwood  
 F. H. Mays, Lewisburg  
 A. G. Clayton, Mannington  
 J. A. Sydenstricker, Marlinton  
 H. Cotton Turner, Mason  
 C. R. Lowe, McMechen  
 W. F. Naret, Morgantown  
 C. C. Wright, Moundsville  
 T. L. Fenzell, Mount Hope  
 Frank H. Gardner, Newell  
 M. E. Allen, New Martinsville  
 Lillian Berry, Nitro  
 E. P. Chancellor, Sr. Parkersburg  
 A. B. White, Jr., Parkersburg  
 Mrs. C. I. Collins, Pennsboro  
 T. F. Kenny, Piedmont  
 S. F. Cleghon, Princeton  
 G. W. Lazenby, Princeton  
 D. T. Carr, Princeton  
 Geo. W. Park, Ravenswood  
 K. K. Hyre, Ripley  
 L. V. Thompson, Romney  
 C. E. Boone, Ronceverte  
 E. F. Giffin, Rowlesburg  
 O. G. Stutler, St. Albans  
 B. A. Locke, St. Marys  
 L. D. Lowther, Salem  
 J. H. McCoy, Sistersville  
 Hugh Swisher, Sutton  
 W. R. Miller, Wellsburg  
 W. H. Warren, Weston  
 J. L. Mosher, Moundsville  
 Julius Pollock, Wheeling  
 C. S. Schlesinger, Wheeling  
 H. M. Bush, Williamstown  
 C. L. Heaberlin, Beckley  
 J. R. Nadenbousch, Martinsburg

R. N. Vermillion, Princeton  
 F. A. Sayre, Ravenswood  
 J. R. Johnson, Ronceverte  
 H. A. Downs, Shepherdstown  
 E. F. Hawkins, Shinnston  
 John Kinkaid, Sistersville  
 C. E. Cleavenger, Spencer  
 J. J. McKone, Jr., Tunnelton  
 A. L. Hyer, Sutton  
 Wm. Fette, Wheeling  
 B. C. Carpenter, Wheeling  
 W. P. Miller, Williamstown  
 H. H. Williamson, Williamson  
 J. M. Cook, Athens  
 Vernon C. Somers, Berkeley Springs  
 C. A. Bradshaw, Bluefield  
 C. H. Carpenter, Cameron  
 William Lohmeyer, Charleston  
 J. C. Spurr, Charleston  
 G. E. Sutherland, Charleston  
 W. F. Alexander, Charles Town  
 H. C. Alexander, Clarksburg  
 J. W. Smith, Jr., Clarksburg  
 E. G. Meyer, Davis  
 H. H. Keim, Elkins  
 Mary L. Nichols, Fairmont  
 Geo. L. Humes, Follansbee  
 L. M. Starcher, Grafton  
 F. C. Buffington, Huntington  
 F. H. Babb, Keyser  
 J. E. Bass, Lewisburg  
 W. B. Johnson, Logan  
 H. L. Alexander, Martinsburg  
 H. L. Byers, Marlinton  
 J. P. Hundley, Mason Town  
 S. O. Norton, Montgomery  
 G. H. Kuykendall, Moorefield  
 H. M. Thompson, Moundsville  
 C. S. Bradley, New Cumberland  
 G. I. Allen, New Martinsville  
 C. J. Berry, Nitro  
 G. B. Henthorn, Paden City  
 E. P. Chanoel, Jr., Parkersburg  
 Nora F. Orrahood, Parkersburg  
 W. D. Corder, Philippi  
 R. L. Hutchinson, Pt. Pleasant  
 H. D. Karnes, Princeton  
 H. E. DeJarnette, Princeton  
 A. I. Bratton, Princeton  
 John R. Keller, Ravenswood  
 J. C. Linthicum, Romney  
 D. K. Kauffelt, Ronceverte  
 W. H. Hines, Ronceverte  
 O. F. Payne, St. Albans  
 W. H. Wilson, St. Albans  
 C. A. F. Randolph, Salem  
 G. E. Curtis, Short Creek  
 S. B. Thompson, Spencer  
 Blanche B. Baker, Weirton  
 A. A. Warren, Weston  
 C. F. Longmore, West Union  
 T. H. Pollock, Wheeling  
 A. A. Taylor, Wheeling  
 W. R. Hurst, Williamson  
 A. J. McDaniel, Worthington  
 O. F. Payne, Charleston  
 A. A. Taylor, Wheeling

#### HAWKEYE SECURITIES

C. L. Phipps, Beckley  
 C. A. Pearson, Bluefield  
 E. L. Hinerman, Cameron  
 C. G. Peck, Ceredo  
 Miss Mame A. Davis, Charleston  
 M. C. Moore, Charles Town  
 H. C. Alexander, Clarksburg  
 W. R. Cromwell, Elkins  
 S. B. Holbert, Fairmont  
 J. H. Miller, Jr., Hinton  
 J. E. Laps, Keyser  
 Jesse Shimp, Mannington  
 J. C. McGuire, Logan

#### HOME, FIRE & MARINE

E. H. Easley, Bluefield  
 K. B. Sexton, Buckhannon  
 J. E. Bane, Cameron  
 F. R. Bell, Charleston  
 J. T. Crane, Charleston  
 W. Scott Wyson, Clarksburg  
 J. W. Smith, Jr., Clarksburg  
 E. F. Holbert, Fairmont  
 Alfred Morgan, Grafton  
 H. C. Gordon, Huntington  
 John Claypool, Logan  
 C. E. Smith, Martinsburg

J. L. Wharton, Morgantown  
 F. C. Hollands, Mullens  
 N. W. Oblinger, New Martinsville  
 Nora F. Orrahood, Parkersburg  
 N. M. Lawhead, Pt. Pleasant  
 R. M. Vermillion, Princeton  
 E. Turner, Fleming, St. Marys  
 L. J. Heinlein, Sistersville  
 A. A. Warren, Weston  
 E. E. Shaffer, Wheeling  
 C. B. Rice, Elm Grove  
 J. W. Johnson, Follansbee  
 Alonzo Prince, Follansbee  
 W. S. Miler, Oak Park  
 Dora H. Patterson, Woodlawn  
 C. C. Williamson, Williamson  
 E. D. Denning, Ravenwood

Miss Lena L. McDaniels, Moundsville  
 F. H. Stewart, Mullins  
 A. B. White, Jr., Parkersburg  
 A. F. Bennett, Philippi  
 M. A. Lowe, Princeton  
 Wm. S. Dangerfield, Princeton  
 C. L. Watkins, Princeton  
 A. C. Donnell, Weirton  
 W. H. Warren, Weston  
 W. S. Leach, Benwood  
 A. S. Craig, Follansbee  
 David R. Lewis, Follansbee  
 J. E. Doyle, McMechen  
 J. G. Finley, Warwood  
 H. H. Williamson, Williamson  
 L. W. Swift, Wheeling  
 C. C. Rowe, Spencer

## HOME

T. M. Reynolds, Alderson  
 V. E. Johnson, Berkeley Springs  
 C. A. Bradshaw, Bluefield  
 C. H. Carpenter, Cameron  
 G. E. Sutherland, Charleston  
 R. R. Wood, Charleston  
 W. F. Alexander, Charles Town  
 E. C. Baxter, Chester  
 W. Scott Wysong, Clarksburg  
 B. Frank Hornor, Clarksburg  
 E. G. Meyer, Davis  
 H. H. Keim, Elkins  
 E. F. Holbert, Fairmont  
 W. H. Johnson, Glenville  
 W. B. Cruise, Grafton  
 J. M. Meador, Hinton  
 Hans Watts, Huntington  
 L. M. Albright, Kingwood  
 D. J. Gibson, Kingwood  
 F. H. Mays, Lewisburg  
 A. G. Clayton, Mannington  
 H. L. Byers, Marlinton  
 H. H. Marks, Milton  
 A. K. Kincaid, Montgomery  
 C. C. Wright, Moundsville  
 W. H. Darnall, Mount Hope  
 D. F. Moore, New Martinsville  
 C. I. Collins, Pennsboro  
 T. F. Kenny, Piedmont  
 S. F. Cleghon, Princeton  
 Mrs. Charla. L. Jamison, Ravenswood  
 J. M. Dobbins, Richwood  
 H. G. Armstrong, Ripley  
 J. R. Johnson, Ronceverte  
 W. H. Wilson, St. Albans  
 B. A. Locke, St. Marys  
 C. A. F. Randolph, Salem  
 C. L. Watkins, Shinnston  
 R. M. Thomasson, Spencer  
 A. L. Hyer, Sutton  
 W. W. La Fon, Union  
 Blanch B. Baker, Weirton  
 A. A. Warren, Weston  
 Chas. Longacre, West Union  
 Raymond Foose, Wheeling  
 Lee C. Paull, Wheeling

C. L. Heaberlin, Beckley  
 Edwin Mann, Bluefield  
 G. E. Drummond, Buckhannon  
 DeWitt Gallaher, Charleston  
 O. F. Payne, Charleston  
 J. A. Washington, Charles Town  
 E. E. Cooke, Charles Town  
 H. C. Alexander, Clarksburg  
 J. W. Smith, Jr., Clarksburg  
 W. L. White, Clendennin  
 W. H. Keim, Elkins  
 S. B. Holbert, Fairmont  
 G. E. Williams, Flemington  
 J. H. Barlow, Grafton  
 O. C. Hathaway, Grantsville  
 C. W. Thornburg, Huntington  
 J. H. Hall, Huntington  
 G. H. Reynolds, Keyser  
 J. E. Bass, Lewisburg  
 B. L. Holland, Logan  
 J. H. Sydenstricker, Marlinton  
 Chas. V. Pownall, Martinsburg  
 W. K. Bridges, Montgomery  
 W. F. Naret, Morgantown  
 H. W. Thompson, Moundsville  
 G. N. Capelhart, New Haven  
 Joe Park, Parkersburg  
 W. D. Corder, Philippi  
 R. L. Hutchinson, Pt. Pleasant  
 A. F. Herman, Parkersburg  
 J. T. Dotsen, Richwood  
 Zela M. Dobbins, Richwood  
 G. K. Kump, Romney  
 O. F. Payne, St. Albans  
 O. G. Stutler, St. Albans  
 A. F. Morgan, St. Marys  
 L. D. Lowther, Salem  
 John Kinkaid, Sistersville  
 C. J. Hyer, Sutton  
 C. E. Trembly, Terra Alta  
 H. S. Ellison, Union  
 W. R. Miller, Wellaburg  
 W. H. Warren, Weston  
 W. S. Foose, Wheeling  
 H. G. Williams, Williamson  
 T. J. O'Brien, Montgomery

## HUDSON

J. F. Land, Bluefield  
 L. G. Jeffries, Charleston  
 C. P. Lory, Charleston  
 L. B. Hornor, Clarksburg  
 J. C. Miller, Fairmont  
 H. O. Dunfee, Huntington  
 D. K. Marchand, Morgantown  
 J. M. Smith, Williamson  
 Alfred Paull, Wheeling

J. A. Udy, Bluefield  
 C. T. Hardman, Charleston  
 J. Paul Rusk, Charleston  
 Mabel Williams, Clarksburg  
 P. E. Archer, Huntington  
 Cecil Williams, Huntington  
 A. L. Hartley, Morgantown  
 G. D. Poole, Williamson  
 A. S. Paull, Wheeling

## IMPERIAL ASSURANCE

W. H. Cramblett, Bethany  
 R. A. Young, Charleston  
 G. S. Wiestling, Charleston

Bradford Noyes, Charleston  
 John H. Campbell, Charleston  
 J. R. Miller, Fairmont

T. B. Martin, Grafton  
 Bert Ballard, Littleton  
 W. H. Morgan, Parkersburg  
 T. E. I. O'Donnell, Wheeling  
 J. Cecil Fee, Wheeling

J. G. Gardiner, Huntington  
 A. D. Miller, Morgantown  
 J. N. Hendrix, Wheeling  
 H. T. Rock, Wheeling  
 W. G. Brand, Wheeling

*INDIANA LUMBERMENS MUTUAL*

C. E. Frankeberger, Charleston

*INSURANCE COMPANY OF N. A.*

Ray Evans, Bluefield  
 Charles Howard, Cameron  
 G. E. Robson, Charleston  
 D. W. Patterson, Charleston  
 C. E. Prunty, Clarksburg  
 G. P. Whetsell, Elkins  
 Mildred L. Wood, Follansbee  
 W. B. Cruise, Grafton  
 W. E. Crooks, Keyser  
 J. M. Small, Martinsburg  
 M. T. Sisler, Morgantown  
 J. A. Shrewsbury, Parkersburg  
 C. L. Watkins, Shinnston  
 J. J. McKone, Jr., Tunnelton  
 A. H. Schuneman, Welch  
 T. J. Reid, Wellsburg  
 E. C. Smith, Weston  
 John Metzger, Wheeling  
 Wesley Wilkes, Beckley  
 Mrs. H. H. Jones, Belington  
 E. H. Easley, Bluefield  
 C. H. Carpenter, Cameron  
 L. G. Jeffries, Charleston  
 De Witt Gallaher, Charleston  
 E. C. Baxter, Chester  
 A. F. Dennison, Clarksburg  
 S. B. Holbert, Fairmont  
 Alfred Morgan, Grafton  
 Homer Adams, Harrisville  
 C. W. Thornburg, Huntington  
 F. H. Babb, Keyser  
 Bert Ballard, Littleton  
 A. J. Kincaid, Montgomery  
 Harry Sanders, Morgantown  
 E. G. Roberts, Moundsville  
 T. L. Fearzell, Mt. Hope  
 C. S. Bradley, New Cumberland  
 E. P. Chancellor, Jr., Parkersburg  
 C. I. Collins, Pennsboro  
 R. McV. Drane, Piedmont  
 S. F. Cleghon, Princeton  
 J. R. Keller, Ravenswood  
 C. A. F. Randolph, Salem  
 C. W. Jones, Shinnston  
 J. J. McKay, Sistersville  
 W. F. Morrison, Sutton  
 Geo. Patterson, Wellsburg  
 A. A. Warren, Weston  
 A. O. Meyers, Wheeling  
 C. A. Croft, Madison  
 C. T. Hardman, Charleston  
 J. S. Thompson, Huntington  
 H. C. Donnally, Wheeling  
 H. T. Rock, Wheeling

S. E. Young, Buckhannon  
 H. A. Robson, Charleston  
 Wm. Lohmeyer, Charleston  
 E. G. Jackson, Chester  
 J. E. Stealey, Clarksburg  
 M. R. Frantz, Fairmont  
 C. L. Heater, Gassaway  
 W. R. Wilson, Kenova  
 Arthur G. Clayton, Mannington  
 S. O. Norton, Montgomery  
 Miss Bess Hammond, Moundsville  
 H. R. Dudley, Parsons  
 Geo. Braunbeck, Sistersville  
 J. W. Blakeley, Welch  
 B. F. Williams, Welch  
 E. G. Smith, Weston  
 T. E. I. O'Donnell, Wheeling  
 G. J. Thompson, Alderson  
 R. D. Watts, Beckley  
 V. E. Johnson, Berkeley Springs  
 G. E. Drummond, Buckhannon  
 Maxwellton Wright, Jr., Ceredo  
 L. L. Shore, Charleston  
 G. E. Sutherland, Charleston  
 R. B. Willison, Clarksburg  
 W. R. Cromwell, Elkins  
 E. F. Holbert, Fairmont  
 Grant Cremeans, Hamlin  
 V. F. Cooper, Harrisville  
 Hansford Watts, Huntington  
 C. W. Wolfe, Kingwood  
 W. B. Johnson, Logan  
 W. K. Bridges, Montgomery  
 C. E. Miller, Morgantown  
 W. H. Darnall, Mt. Hope  
 J. R. Smott, Newburg  
 D. F. Moore, New Martinsville  
 A. F. Phillips, Parsons  
 W. D. Corder, Philippi  
 J. W. Windon, Pt. Pleasant  
 G. W. Park, Ravenswood  
 Kenna K. Hyre, Ripley  
 L. D. Lowther, Salem  
 Joseph McKay, Sistersville  
 Stephen B. Thompson, Spencer  
 C. A. Miller, Terra Alta  
 Blanche B. Baker, Weirton  
 Walter H. Warren, Weston  
 W. P. Miller, Williamstown  
 J. H. Hall, Huntington  
 C. P. Loury, Charleston  
 J. S. Sheppard, Huntington  
 E. B. Keenan, Montgomery  
 J. R. Nadenbousch, Martinsburg

*INSURANCE CO. STATE OF PA.*

G. E. Drummond, Buckhannon  
 H. M. Carson, Charleston  
 G. E. Sutherland, Charleston  
 H. F. Rymer, Charleston  
 T. J. Lynch, Clarksburg  
 W. Scott Wyson, Clarksburg  
 J. W. Smith, Jr., Clarksburg  
 E. N. Eddy, Fairmont  
 Elah L. Connor, Huntington  
 G. J. Caldwell, Huntington  
 A. G. Clayton, Mannington  
 Roscoe Eakin, Morgantown  
 H. R. Dudley, Parsons  
 C. A. F. Randolph, Salem

Hamilton Morris, Charleston  
 DeWitt Gallaher, Charleston  
 C. C. Boston, Charleston  
 Elva F. Jackson, Charleston  
 J. A. James, Clarksburg  
 H. C. Alexander, Clarksburg  
 A. P. Jones, Fairmont  
 Lawson Starcher, Grafton  
 F. B. Caldwell, Huntington  
 C. L. Simpson, Huntington  
 Ruth C. Wood, Morgantown  
 J. H. Shrewsbury, Parkersburg  
 Chas. L. Jamison, Ravenswood  
 L. D. Lowther, Salem

W. A. Daniels, Shenandoah  
E. G. Smith, Weston  
E. E. Shaffer, Wheeling  
W. B. Cruise, Grafton

H. M. Dunlevy, Weirton  
J. S. Gibbs, Jr., Wheeling  
S. Q. Hamilton, Wellsburg

## INTERNATIONAL

D. W. Patterson, Charleston

## INTER STATE FIRE

## INTER-OCEAN REINSURANCE CO.

## IOWA NATIONAL FIRE

## LA CUBANIA COMPANIA

## LAW UNION AND ROCK

O. J. Caldwell, Bluefield  
L. G. Jeffries, Charleston  
E. C. Jones, Charleston  
J. A. Washington, Charles Town  
E. E. Cook, Charles Town  
Smith Hood, Fairmont  
F. D. Caldwell, Huntington  
H. L. Alexander, Martinsburg  
P. R. Callahan, Wheeling

J. H. Wright, Bluefield  
Mrs. Florence Jeffries, Charleston  
B. R. Winkler, Charleston  
W. F. Alexander, Charles Town  
J. A. James, Clarksburg  
C. G. Hood, Fairmont  
G. J. Caldwell, Huntington  
Roscoe Eakin, Morgantown

## LIBERTY FIRE

## LIVERPOOL AND LONDON AND GLOBE

H. T. Alabaugh, Berkeley Springs  
H. C. Alexander, Clarksburg  
C. W. Blair, Huntington  
F. V. Carpenter, Ridgeley  
W. R. Miller, Wellsburg  
R. McV. Drane, Piedmont  
T. A. Edwards, Weston  
F. E. Turner, St. Marys  
O. H. Gall, Belington  
J. M. Hall, Wheeling  
George B. Henthorn, Paden City  
John Kincaid, Sistersville  
W. B. Johnson, Logan  
H. H. Keim, Elkins  
Wm. Lohmeyer, Charleston  
Archie Marshall, Littleton  
A. J. Kincaid, Montgomery  
W. H. Darnall, Mt. Hope  
W. F. Naret, Morgantown  
Joe Parks, Parkersburg  
O. E. Parrish, Grafton  
S. F. Cleghon, Princeton  
L. D. Lowther, Salem  
Wesley Wilkes, Beekley  
H. G. Williams, Williamson  
Edwin Mann, Bluefield  
Roy Reed, Dunbar  
N. N. Oblinger, New Martinsville  
W. F. Alexander, Charles Town

W. Scott Wysong, Clarksburg  
J. W. Smith, Jr., Clarksburg  
P. C. Buffington, Huntington  
A. G. Clayton, Mannington  
W. D. Corder, Philippi  
W. A. Edwards, Weston  
G. W. Farmer, Capon Springs  
L. E. Frantz, Mullens  
B. H. Gorrell, Williamstown  
Bess A. Hammond, Moundsville  
J. G. Fredeking, Hinton  
Chas. Howard, Cameron  
W. H. Keim, Elkins  
J. E. Leps, Keyser  
D. W. Patterson, Charleston  
N. R. Coles, Montgomery  
T. L. Feazall, Mt. Hope  
J. Roy Nadenbousch, Martinsburg  
O. K. Norman, Parkersburg  
R. M. Parrish, Grafton  
A. F. Phillippa, Parsons  
C. A. F. Randolph, Salem  
G. K. Wheat, Wheeling  
R. D. Watts, Beekley  
S. E. Young, Buckhannon  
C. A. Bradshaw, Bluefield  
W. E. Griffith, Dunbar  
Blanche B. Baker, Weirton  
E. E. Cook, Charles Town

## LONDON ASSURANCE CORPORATION

T. M. Reynolds, Alderson  
V. E. Johnson, Berkeley Springs  
R. P. DeVan, Charleston  
G. H. Palmer, Charleston  
DeWitt Gallaher, Charleston  
Wm. Jones, Charleston  
J. E. Stealey, Clarksburg  
G. A. Barrett, Elkins  
N. F. Kendall, Grafton  
C. V. Heironimus, Grafton  
J. M. Meador, Hinton  
Miss Mary B. Brown, Huntington  
T. E. Browning, Logan  
F. M. Sydnor, Marlinton  
C. G. Smith, Martinsburg  
W. F. Naret, Morgantown  
O. R. Bean, Moorfield  
J. A. Shrewsbury, Parkersburg  
B. F. Gibbs, Pt. Pleasant

P. A. Vallandigham, Barboursville  
K. B. Sexton, Buckhannon  
G. C. Dick, Charleston  
C. S. Morton, Charleston  
G. E. Sutherland, Charleston  
Chas. Long, Clarksburg  
Edgar G. Meyers, Davis  
A. F. Schwartz, Gorman  
Lawson Starcher, Grafton  
Grant Cremeans, Hamlin  
A. W. Werninger, Huntington  
W. R. Burdette, Lewisburg  
C. E. Browning, Logan  
C. Granville Smith, Martinsburg  
A. R. Fields, Milton  
Anthony B. Haslacker, Moorefield  
L. V. McIntyre, New Martinsville  
H. R. Dudley, Parsons  
J. R. Johnson, Ronceverte

C. L. Watkins, Shinnston  
 C. C. Rowe, Spencer  
 W. M. LaFon, Union  
 J. W. Blakeley, Welch  
 T. A. Edwards, Weston  
 A. A. Warren, Weston  
 P. R. Callahan, Wheeling

J. H. McCoy, Sistersville  
 W. F. Morrison, Sutton  
 H. S. Ellison, Union  
 A. H. Schuneman, Welch  
 W. A. Edwards, Weston  
 W. H. Warren, Weston  
 C. W. Evans, Fairmont

#### LONDON AND LANCASHIRE

G. E. Drummond, Buckhannon  
 J. T. Crane, Charleston  
 H. M. Ralston, Chester  
 W. L. Lowe, Clarksburg  
 E. R. Burnside, Clarksburg  
 Nellie V. DeMoss, Clarksburg  
 H. H. Keim, Elkins  
 J. S. Fredeking, Hinton  
 W. H. Cunningham, Huntington  
 J. G. Garidner, Huntington  
 T. E. Maxwell, Morgantown  
 F. H. Shannon, Salem  
 Ernest G. Smith, Weston  
 Miss Lucy Blankensop, Wellsburg

F. R. Bell, Charleston  
 Miss Mame A. Davis, Charleston  
 G. B. Waters, Clarksburg  
 C. H. Thraash, Clarksburg  
 H. T. Burnside, Clarksburg  
 W. H. Keim, Elkins  
 J. E. Guth, Grafton  
 J. G. Bradley, Huntington  
 D. C. Kennedy, Huntington  
 J. M. Small, Martinsburg  
 F. S. Smith, Parkersburg  
 C. H. Merkel, Wheeling  
 E. C. Smith, Weston

#### LONDON & SCOTTISH ASSURANCE

H. C. Alexander, Clarksburg  
 W. Scott Wysong, Clarksburg  
 G. C. Dick, Charleston  
 G. H. Palmer, Charleston  
 W. S. Foose, Wheeling  
 T. E. Hardman, Elkins  
 Mary B. Brown, Huntington

J. W. Smith, Jr., Clarksburg  
 R. P. DeVan, Charleston  
 C. S. Morton, Charleston  
 R. A. Foose, Wheeling  
 W. F. Naret, Morgantown  
 W. N. Snedegar, Clarksburg  
 A. W. Werninger, Huntington

#### LUMBER MUTUAL

C. E. Frankeberger, Charleston

#### LUMBERMEN'S MUTUAL

C. E. Frankeberger, Charleston

#### MARINE

W. F. Naret, Morgantown  
 Levin Smith, Parkersburg  
 E. S. Resser, Huntington  
 F. Guy Ash, Morgantown  
 W. Scott Wysong, Clarksburg  
 Alfred Morgan, Grafton

Lee C. Paull, Wheeling  
 T. H. Pollock, Wheeling  
 H. L. Swisher, Morgantown  
 J. W. Smith, Jr., Clarksburg  
 H. C. Alexander, Clarksburg

#### MARQUETTE NATIONAL

#### MARYLAND MOTOR CAR

H. W. Biggs, Bluefield  
 Wm. Lohmeyer, Charleston  
 A. S. Paull, Wheeling  
 Henry F. Smith, Fairmont

D. W. Patterson, Charleston  
 Alfred Paull, Wheeling  
 Mary Louise Nichols, Fairmont

#### MASSACHUSETTS FIRE AND MARINE

H. M. Carson, Charleston  
 H. A. Abbott, Grafton  
 D. K. Marchand, Morgantown  
 John W. Iams, New Martinsville  
 Wm. Hoefling, Parkersburg  
 C. M. Thornton, Princeton  
 W. B. Ragsdale, Parkersburg  
 C. E. Boone, Ronceverte  
 Mabel Williams, Clarksburg  
 Mabel Williams, Clarksburg

J. W. Preston, Fairmont  
 Lawson Starcher, Grafton  
 A. L. Hartley, Morgantown  
 B. W. Miller, Parkersburg  
 I. A. Downey, Princeton  
 John Loury, Princeton  
 D. H. Kauffelt, Ronceverte  
 W. B. Hines, Ronceverte  
 L. B. Hornor, Clarksburg

#### MECHANICS

S. E. Young, Buckhannon  
 H. K. Holley, Charleston  
 L. G. Jeffries, Charleston  
 E. E. Tetrick, Fairmont  
 L. J. Corbly, Huntington  
 Wm. Isaacs, Huntington  
 W. V. McNemar, Logan  
 Altie C. Atha, Mannington  
 A. J. Kincaid, Montgomery  
 J. P. Crawford, Morgantown

Frank Lively, Charleston  
 Moe Boiaraky, Charleston  
 L. L. Shore, Charleston  
 T. L. Rowand, Fairmont  
 D. L. Corbly, Huntington  
 J. E. Gardner, Keyser  
 F. M. Wartenburg, Logan  
 C. E. Snodgrass, Mannington  
 W. A. Crawford, Morgantown  
 W. J. Snee, Morgantown



D. L. Swearinger, Parkersburg  
 J. J. Dotson, Richwood  
 J. K. Dotson, Richwood  
 Mary H. Paul, Wheeling  
 W. Scott Wysong, Clarksburg  
 J. W. Smith, Jr., Clarksburg  
 G. K. Wysong, Charles Town

Sherman Lindsey, Philippi  
 J. N. Dobbins, Richwood  
 H. R. Dudley, Thomas  
 J. N. Hendrix, Wheeling  
 H. C. Alexander, Clarksburg  
 F. L. Jordan, Charles Town

**MECHANICS AND TRADERS**

E. H. Easley, Bluefield  
 S. E. Young, Buckhannon  
 H. A. Robson, Charleston  
 DeWitt Gallaher, Charleston  
 J. A. Washington, Charles Town  
 E. E. Cooke, Charles Town  
 G. Amos Barrett, Elkins  
 L. P. Graham, Hinton  
 H. E. Cragg, Huntington  
 C. L. Snodgrass, Mannington  
 F. K. Bretz, Morgantown  
 W. H. Darnall, Mt. Hope  
 A. B. White, Jr., Parkersburg  
 Harrison Schley, Shepherdstown  
 W. H. Kerr, Sistersville  
 E. G. Smith, Weston  
 E. E. Shaffer, Wheeling  
 R. S. Thompson, Martinsburg  
 J. H. Campbell, Huntington

C. A. Pearsons, Bluefield  
 O. W. Linde, Charleston  
 G. E. Robson, Charleston  
 G. E. Sutherland, Charleston  
 W. F. Alexander, Charles Town  
 D. K. Reed, Clarksburg  
 H. F. Smith, Fairmont  
 C. A. Staats, Huntington  
 K. V. White, Logan  
 J. L. Dougan, Morgantown  
 G. C. Steele, Morgantown  
 T. L. Feazell, Mt. Hope  
 Nora F. Orrahood, Parkersburg  
 Blaine Engle, Shinnston  
 Miss Lucy Blankensop, Wellsburg  
 E. C. Smith, Weston  
 A. S. Craig, Follansbee  
 F. A. Ware, Huntington  
 J. G. Gardiner, Huntington

**MERCANTILE INSURANCE**

D. Payne, Bluefield  
 G. E. Sutherland, Charleston  
 J. W. Smith, Jr., Clarksburg  
 W. H. Keim, Elkins  
 C. W. Evans, Fairmont  
 T. W. Harvey, Huntington  
 M. T. Sisler, Morgantown  
 E. C. Smith, Weston  
 O. H. Garvin, Wheeling  
 C. E. Thompson, Wellsburg

DeWitt Gallaher, Charleston  
 W. Scott Wysong, Clarksburg  
 H. C. Alexander, Clarksburg  
 H. H. Keim, Elkins  
 C. A. Staats, Huntington  
 H. E. Cragg, Huntington  
 W. H. Morgan, Parkersburg  
 E. G. Smith, Weston  
 J. G. Finley, Wheeling  
 H. E. Tucker, Martinsburg

**MERCHANTS AND BUSINESS MEN'S MUTUAL**

E. R. Dodson, Clarksburg

**MERCHANTS FIRE ASSURANCE**

G. O. Young, Buckhannon  
 C. R. Morgan, Charleston  
 Ira J. Powers, Huntington

J. S. Darst, Charleston  
 N. G. Reed, Huntington

**MERCHANTS FIRE INSURANCE****METROPOLITAN NATIONAL****MICHIGAN F. & M.****MICHIGAN MILLERS MUTUAL**

C. E. Frankeberger, Charleston

**MILL OWNERS MUTUAL**

C. E. Frankeberger, Charleston

**MILWAUKEE MECHANICS**

K. B. Sexton, Buckhannon  
 B. R. Winkler, Charleston  
 E. C. Baxter, Chester  
 B. F. Hornor, Clarksburg  
 M. R. Frantz, Fairmont  
 S. E. Miller, Fairmont  
 H. C. Gordon, Huntington  
 W. R. Chapman, Morgantown  
 H. W. Thompson, Moundsville  
 G. L. Snodgrass, Parkersburg  
 J. M. Swope, Welch  
 A. A. Warren, Weston  
 L. F. Haller, Wheeling  
 H. W. Gundling, Wheeling  
 Ralph Whitehead, Wheeling

R. C. Franklin, Charleston  
 E. C. Jones, Charleston  
 G. W. Lynch, Clarksburg  
 J. L. Moore, Dunbar  
 J. C. Miller, Fairmont  
 S. M. Musgrove, Grafton  
 Cecil Williams, Huntington  
 C. C. Wright, Moundsville  
 C. S. Bradlev, New Cumberland  
 H. M. Collins, Welch  
 George Patterson, Wellsburg  
 W. H. Warren, Weston  
 Anton Bieberson, Wheeling  
 E. C. Whitehead, Wheeling  
 G. I. Lynch, Clarksburg

## MINNEAPOLIS F. &amp; M.

## MINNESOTA IMPLEMENT MUTUAL

C. E. Frankeberger, Charleston  
J. F. Callison, Charleston

G. A. Randolph, Charleston

## MOSCOW FIRE

D. W. Patterson, Jr., Charleston

## MUTUAL FIRE OF CHESTER CO.

H. S. Ellis, Huntington  
G. K. Kump, Romney  
J. E. Ritter, Clarksburg  
F. W. Sturm, Shinnston  
J. J. Ridgeway, Ridgeway  
W. Alexander, Charles Town  
E. E. Cooke, Charles Town  
J. A. Counihan, Ridgeley  
M. E. McCosh, Moundsville

J. F. Ellis, Huntington  
C. M. Long, Clarksburg  
C. A. McDowell, Clarksburg  
W. A. Grim, Shinnston  
E. G. Roberts, Moundsville  
J. A. Washington, Charles Town  
O. F. Payne, Charleston  
Dennis Williams, Moundsville

## NATIONALE FIRE INSURANCE

R. D. Payne, Bluefield  
L. L. Shore, Charleston  
Chas. Long, Clarksburg  
Mrs. S. H. Battin, Parkersburg  
J. W. Blakeley, Welch

L. G. Jeffries, Charleston  
Theo. Reichert, Clarksburg  
W. A. Lucas, Huntington  
B. F. Williams, Welch

## NATIONAL FIRE

C. B. Rowe, Alderson  
Wesley Wilkes, Beckley  
A. A. Lilly, Beckley  
Ray Evans, Bluefield  
J. E. Overton, Cairo  
J. W. Collier, Ceredo  
D. W. Patterson, Charleston  
J. T. Crane, Charleston  
G. E. Robson, Charleston  
H. M. Ralston, Chester  
E. G. Meyers, Davis  
H. F. Smith, Fairmont  
R. M. Parrish, Grafton  
A. W. Werninger, Huntington  
J. T. Garrett, Hurricane  
John Faulkner, Huntington  
R. C. Royer, Huntington  
W. B. Johnson, Logan  
C. Granville Smith, Martinsburg  
S. O. Norton, Montgomery  
G. H. Kuykendall, Moorefield  
C. E. Miller, Morgantown  
H. W. Thompson, Moundsville  
S. K. Rice, Newell  
V. M. Eaton, Parkersburg  
A. S. Helmick, Parsons  
R. L. Hutchinson, Pt. Pleasant  
W. S. Dangerfield, Princeton  
M. A. Lowe, Princeton  
C. A. F. Randolph, Salem  
John Kinkaid, Sistersville  
O. G. Stutler, St. Albans  
A. F. Morgan, St. Marys  
C. C. H. Eberts, Warwood  
W. A. Edwards, Weston  
Alfred Paull, Wheeling  
J. A. Phillips, Wheeling  
A. C. Preston, Williamson  
Howard Phipps, Beckley  
Edwin Mann, Bluefield  
K. B. Sexton, Buckhannon  
R. P. DeVan, Charleston  
G. H. Palmer, Charleston  
R. L. Frasier, Jr., Charleston  
O. W. Linde, Charleston  
Earl G. Jackson, Chester  
C. B. Alexander, Clarksburg  
D. M. Campbell, Elm Grove  
Frank Smith, Elm Grove  
E. F. Holbert, Fairmont  
W. B. Cruise, Grafton  
H. C. Gordon, Huntington  
B. L. Holland, Logan  
J. R. Nadenbousch, Martinsburg  
J. T. Powell, McMechen

E. H. Warren, Alderson  
R. D. Watts, Beckley  
C. L. Evans, Benwood  
G. E. Drummond, Buckhannon  
Chas. Howard, Cameron  
Wm. Lohmeyer, Charleston  
F. R. Bell, Charleston  
Miss Mame A. Davis, Charleston  
H. A. Robson, Charleston  
J. E. Stealey, Clarksburg  
W. H. Keim, Elkins  
Mary Louise Nichols, Fairmont  
J. G. Fredcking, Hinton  
Mary B. Brown, Huntington  
W. E. Deegans, Huntington  
J. Frank Grimet, Huntington  
W. E. Crooks, Keyser  
A. G. Clayton, Mannington  
C. G. Smith, Martinsburg  
E. B. Keenan, Montgomery  
H. Sanders, Morgantown  
C. C. Wright, Moundsville  
F. B. Lawrence, Newell  
W. H. Morgan, Parkersburg  
S. Cecil Simpson, Parsons  
A. C. Merrill, Philippi  
G. K. Kump, Romney  
A. W. Reynolds, Princeton  
J. R. Johnson, Ronceverte  
L. D. Lowther, Salem  
O. F. Payne, St. Albans  
B. A. Locke, St. Marys  
K. E. Burke, Terra Alta  
C. R. Windsor, Wellsburg  
T. A. Edwards, Weston  
A. S. Paull, Wheeling  
Howard Haslett, Wheeling  
C. L. Heaberlin, Beckley  
E. H. Easley, Bluefield  
C. A. Bradshaw, Bluefield  
C. H. Carpenter, Cameron  
G. C. Dick, Charleston  
R. L. Frasier, Charleston  
C. S. Morton, Charleston  
Mabel C. Moore, Charles Town  
W. F. Alexander, Clarksburg  
W. R. Cromwell, Elkins  
D. M. Campbell, Jr., Elm Grove  
W. Herrell Smith, Elm Grove  
C. B. Trenor, Fire Creek  
J. M. Meador, Hinton  
F. H. Babb, Keyser  
Jesse Shimp, Mannington  
Stella A. Trenary, Martinsburg  
A. J. Kincaid, Montgomery

W. K. Bridges, Montgomery  
 Lena L. McDaniel, Moundsville  
 T. L. Feasell, Mt. Hope  
 D. F. Moore, New Martinsville  
 Nora F. Orrahood, Parkersburg  
 J. G. Matney, Princeton  
 T. R. Doughty, Ronceverte  
 L. E. Hawkins, Shinnston  
 Geo. Braunbeck, Sistersville  
 Samuel Nesbitt, Jr., Warwood  
 H. K. Tice, Welch  
 W. H. Warren, Weston  
 H. B. Mahan, Wellsburg  
 W. J. Huggins, Wheeling  
 Mary J. Myers, Wheeling  
 H. H. Keim, Elkins

Ruth C. Wood, Morgantown  
 W. H. Darnall, Mt. Hope  
 C. S. Bradley, New Cumberland  
 A. B. White, Jr., Parkersburg  
 W. D. Cordor, Philippi  
 W. R. Burdette, Ronceverte  
 Harrison Sohley, Shepherdstown  
 E. F. Hawkins, Shinnston  
 S. B. Thompson, Spencer  
 T. J. Reid, Weirton  
 A. A. Warren, Weston  
 Leota Everett, Wellsburg  
 A. B. Noland, Wellsburg  
 C. W. Neumann, Wheeling  
 J. J. Wagner, Elm Grove  
 R. M. Vermillion, Princeton

#### NATIONAL LIBERTY

Simon Fuhrman, Charleston  
 L. L. Shore, Charleston  
 Chas. Long, Clarksburg  
 I. L. Swiger, Clarksburg  
 M. R. Frantz, Fairmont  
 L. Starcher, Grafton  
 Lawson Starcher, Grafton  
 H. C. Gordon, Huntington  
 P. C. Buffington, Huntington  
 C. S. Minter, Logan  
 F. M. Wartenberg, Logan  
 J. M. Small, Martinsburg  
 E. G. Roberts, Moundsville  
 Nora F. Orrahood, Parkersburg  
 W. D. Cordor, Philippi  
 Mrs. C. L. Jamison, Eavenswood  
 L. D. Lowther, Salem  
 B. A. Locke, St. Marys  
 W. H. Warren, Weston  
 P. Tatum, Wheeling  
 R. B. Payne, Bluefield  
 F. W. Turner, St. Albans  
 Lee Justice, Logan

L. G. Jeffries, Charleston  
 B. F. Hornor, Clarksburg  
 P. M. Long, Clarksburg  
 G. P. Whetsell, Elkins  
 A. P. Jones, Fairmont  
 N. F. Kendall, Grafton  
 C. V. Heironimus, Grafton  
 C. W. Blair, Huntington  
 F. H. Babb, Keyser  
 W. V. McNemar, Logan  
 Walter E. Reed, Logan  
 W. F. Naret, Morgantown  
 D. F. Moore, New Martinsville  
 A. B. White, Jr., Parkersburg  
 R. L. Hutchinson, Pt. Pleasant  
 C. A. F. Randolph, Salem  
 Camdem Rowe, Spencer  
 Geo. Patterson, Wellsburg  
 A. H. Warren, Weston  
 G. L. Caldwell, Wheeling  
 W. T. Turner, St. Albans  
 J. S. Miller, St. Albans

#### NATIONAL SECURITY

A. O. Myers, Wheeling

#### NATIONAL UNION

G. W. Smith, Middlebourne  
 J. H. McCoy, Sistersville  
 Ben Kiff, Hurricane  
 Esther Jarrell, Madison  
 B. H. Gorrell, Williamstown  
 B. F. Moyers, Mathias  
 C. A. F. Randolph, Salem  
 D. V. Chew, Cliftonville  
 G. L. Dovel, Mathias  
 T. G. Price, Monogah  
 Lawson Souder, Mathias  
 Mrs. Mabel C. Moore, Charles Town  
 A. J. Kincaid, Montgomery  
 B. C. Claypool, Montgomery  
 W. K. Bridges, Montgomery  
 Harry Beckenstein, Charleston  
 W. H. Darnall, Mt. Hope  
 J. Frank Johnson, Welch  
 W. J. McClaren, Welch  
 C. J. Hyer, Sutton  
 F. F. Scaggs, Wayne  
 John H. Campbell, Charleston  
 W. P. Miller, Williamstown  
 C. L. Phipps, Beckley  
 E. G. Smith, Weston  
 W. L. Lowe, Clarksburg  
 E. Ray Burnside, Clarksburg  
 Nellie V. DeMoss, Clarksburg  
 J. M. Barbe, Harrisville  
 Samuel Nesbitt, Jr., Wheeling  
 A. Hayes Elliott, Pullman  
 R. D. Watts, Beckley  
 H. H. Harvey, Huntington

O. J. Hill, Middlebourne  
 W. H. Johnson, Glenview  
 C. A. Croft, Madison  
 P. W. Massie, Athens  
 G. B. Henthorn, Paden City  
 Sberman Lindsey, Philippi  
 L. D. Lowther, Salem  
 M. J. Mills, Kenova  
 O. A. Dovel, Mathias  
 A. H. Schunenman, Welch  
 R. F. Whiting, Inwood  
 C. C. Rowe, Spencer  
 W. R. Johnson, Jr., Montgomery  
 N. R. Coles, Montgomery  
 C. N. Pickens, Charleston  
 Hamilton Morris, Charleston  
 G. R. Gay, Mt. Hope  
 J. W. Blakeley, Welch  
 O. J. Hunter, Welch  
 A. L. Hyer, Sutton  
 C. S. Scaggs, Wayne  
 G. S. Wiestling, Charleston  
 Willard Everstine, Ridgeley  
 F. W. Rueker, Beckley  
 E. C. Smith, Weston  
 C. H. Thrash, Clarksburg  
 H. T. Burnside, Clarksburg  
 G. L. Snodgrass, Parkersburg  
 H. M. Dunlevy, Weirton  
 J. E. Gardner, Keyser  
 Wesley Wilkes, Beckley  
 H. C. Harvey, Huntington  
 W. J. Yeager, Marlinton

J. W. Yeager, Marlinton  
 W. R. Miller, Wellsburg  
 Miss Ruth C. Wood, Morgantown  
 H. C. Gordon, Huntington  
 C. H. Carpenter, Cameron  
 C. G. Smith, Martinsburg  
 K. K. Hyre, Ripley  
 A. G. Clayton, Mannington  
 H. M. Looker, St. Marys  
 E. M. Hunter, Stewartstown  
 S. W. Collins, Pennsboro  
 Alfred S. Paull, Wheeling  
 W. H. Cramblett, Bethany  
 W. H. Keim, Elkins  
 T. F. Kenny, Piedmont  
 P. M. Scott, New Cumberland  
 J. B. Neal, Matoaka  
 R. L. Hutchinson, Pt. Pleasant  
 Mary Louise Nichols, Fairmont  
 A. F. Dennison, Clarksburg  
 A. B. White, Jr., Parkersburg  
 A. F. Rohrbaugh, Belington  
 Mabel Williams, Clarksburg  
 C. A. Bradshaw, Bluefield  
 W. A. Edwards, Weston  
 T. E. I. O'Donnell, Wheeling

W. R. Chapman, Morgantown  
 K. V. White, Logan  
 E. G. Meyers, Davis  
 T. E. Ballard, Peterstown  
 C. Granville Smith, Martinsburg  
 Chas. Longacre, West Union  
 O. P. Frame, Gassaway  
 S. B. Thompson, Spencor  
 J. E. Guth, Grafton  
 C. I. Collins, Pennsboro  
 Alfred Paull, Wheeling  
 O. H. Ballard, Princeton  
 C. H. Dawson, Berkeley Springs  
 H. H. Keim, Elkins  
 H. H. Kobb, New Cumberland  
 R. T. Wright, Matoaka  
 W. B. Godfrey, Matoaka  
 H. F. Smith, Fairmont  
 R. B. Willison, Clarksburg  
 Nora F. Orrahood, Parkersburg  
 C. W. Morton, Charleston  
 L. B. Hornor, Clarksburg  
 S. E. Young, Buckhannon  
 Edwin Mann, Bluefield  
 T. A. Edwards, Weston  
 M. J. Culliman, Wheeling

#### NETHERLANDS FIRE AND LIFE

Howard Phippe, Beckley  
 B. R. Winkler, Charleston  
 Bradford Noyes, Charleston  
 L. B. Hornor, Clarksburg  
 W. E. Griffith, Dunbar  
 G. P. Whetsell, Elkins  
 H. E. Cragg, Huntington  
 A. R. Fields, Milton  
 Ernest G. Smith, Weston  
 W. R. Hurst, Williamson  
 J. M. Roberts, Milton

J. F. Land, Bluefield  
 E. C. Jones, Charleston  
 R. A. Young, Charleston  
 E. G. Meyer, Davis  
 Roy Reed, Dunbar  
 C. A. Staats, Huntington  
 J. K. Parsons, Huntington  
 H. L. Swisher, Morgantown  
 E. C. Smith, Weston  
 T. W. Woodward, Charleston  
 R. E. Davis, Morgantown

#### NEWARK FIRE

F. P. Sexton, Buckhannon  
 Hamilton Morris, Charleston  
 P. M. Long, Clarksburg  
 H. B. Kincaid, Clarksburg  
 G. W. McQuain, Clarksburg  
 M. R. Frantz, Fairmont  
 J. H. Grogan, Huntington  
 H. L. Summer, Huntington  
 H. L. Swisher, Morgantown  
 F. Guy Ash, Morgantown  
 A. L. Hartley, Morgantown  
 Levin Smith, Parkersburg  
 A. B. Noland, Wellsburg  
 W. A. Edwards, Weston  
 Alfred Paull, Wheeling  
 Mrs. T. W. Fink, Wheeling

O. F. Payne, Charleston  
 J. E. Burns, Charles Town  
 Chas. Long, Clarksburg  
 R. Lester Fetty, Clarksburg  
 W. N. Snedegar, Elkins  
 R. E. Thornburg, Huntington  
 W. E. Deegans, Huntington  
 G. C. Steele, Logan  
 C. W. Dering, Morgantown  
 D. K. Marchand, Morgantown  
 W. K. Steele, Moundsville  
 J. A. Schauwecker, St. Marys  
 T. A. Edwards, Weston  
 A. S. Paull, Wheeling  
 J. W. Gilkey, Wellsburg  
 A. L. Gregory, Huntington

#### NEW ENGLAND FIRE

#### NEW HAMPSHIRE FIRE

Edwin Mann, Bluefield  
 B. R. Winkler, Charleston  
 R. B. Willison, Clarksburg  
 E. N. Eddy, Fairmont  
 J. H. Grogan, Huntington  
 Samuel Logan, Parkersburg  
 G. W. Mastin, Princeton  
 S. Q. Hamilton, Wellsburg  
 G. R. Wheat, Wheeling

C. A. Bradshaw, Bluefield  
 E. C. Jones, Charleston  
 A. F. Dennison, Clarksburg  
 R. E. Thornburg, Huntington  
 W. J. Snee, Morgantown  
 F. L. Summers, Parkersburg  
 J. G. Matney, Princeton  
 B. A. Koblegard, Weston

#### NEW INDIA ASSURANCE CO.

#### NIAGARA FIRE

C. L. Henberlin, Beckley  
 Wesley Wilkes, Beckley  
 Edwin Mann, Bluefield  
 J. H. Wright, Bluefield  
 R. T. Peters, Bluefield

R. D. Watts, Beckley  
 V. C. Somers, Berkeley Springs  
 C. A. Bradshaw, Bluefield  
 O. J. Caldwell, Bluefield  
 F. R. Bell, Charleston

J. T. Crane, Charleston  
 DeWitt Gallaher, Charleston  
 J. A. Washington, Charles Town  
 E. E. Cook, Charles Town  
 A. F. Dennison, Clarksburg  
 H. C. Alexander, Clarksburg  
 W. H. Keim, Elkins  
 W. N. Snedegar, Elkins  
 H. F. Smith, Fairmont  
 Lawson Starbher, Grafton  
 R. E. Thornburg, Huntington  
 J. K. Parsons, Huntington  
 G. E. Bryan, Logan  
 L. M. Albright, Kingwood  
 J. M. Small, Martinsburg  
 H. E. Byers, Marlinton  
 A. L. Hartley, Morgantown  
 E. G. Roberts, Moundsville  
 Levin Smith, Parkersburg  
 R. M. Drane, Piedmont  
 W. S. Dangerfield, Princeton  
 M. A. Lowe, Princeton  
 J. R. Johnson, Ronceverte  
 Carmi Ash, Salem  
 L. E. Hawkins, Shinnston  
 Joseph McKay, Sistersville  
 O. F. Payne, St. Albans  
 C. E. Trembley, Terra Alta  
 A. B. Nolan, Wellsburg  
 W. H. Warren, Weston  
 David George Morgan, Wheeling  
 Mildred Wood, Follansbee  
 John Friedel, Wheeling  
 S. E. Young, Buckhannon  
 J. E. Chic, Huntington

Miss Mame A. Davis, Charleston  
 G. E. Sutherland, Charleston  
 W. F. Alexander, Charles Town  
 R. B. Willison, Clarksburg  
 W. Scott Wysong, Clarksburg  
 J. W. Smith, Jr., Clarksburg  
 H. H. Keim, Elkins  
 C. Long, Elkins  
 Mary Louise Nichols, Fairmont  
 J. M. Meador, Hinton  
 J. H. Grogan, Huntington  
 Lee Justice, Logan  
 K. V. White, Logan  
 Hattie W. Snyder, Martinsburg  
 J. A. Sydenstricker, Marlinton  
 D. K. Marchand, Morgantown  
 Ruth C. Wood, Morgantown  
 D. L. Swearingen, Parkersburg  
 D. W. Anders, Piedmont  
 R. L. Hutchinson, Pt. Pleasant  
 R. N. Vermillion, Princeton  
 S. F. Cleghon, Princeton  
 Claude Pepper, Salem  
 Harrison Schley, Shepherdstown  
 E. F. Hawkins, Shinnston  
 J. J. McKay, Sistersville  
 C. A. Miller, Terra Alta  
 C. K. Jacobs, Wellsburg  
 A. A. Warren, Weston  
 E. B. Bowie, Wheeling  
 David Goring Morgan, Wheeling  
 D. J. Gibson, Kingwood  
 J. V. Langfitt, Parkersburg  
 R. L. Fixler, Huntington  
 D. W. Moore, New Martinsville

**NIPPON FIRE****NORDISK REINSURANCE**

D. W. Patterson, Jr., Charleston

**NORTH BRITISH AND MERCANTILE**

Edwin Mann, Bluefield  
 S. E. Young, Buckhannon  
 Wm. Lohmeyer, Charleston  
 E. G. Jackson, Chester  
 A. F. Dennison, Clarksburg  
 G. A. Barrett, Elkins  
 Mary Louise Nichols, Fairmont  
 Anna G. Smith, Fairmont  
 J. E. Guth, Grafton  
 C. W. Blair, Huntington  
 W. E. Crooks, Keyser  
 J. M. Small, Martinsburg  
 C. E. Miller, Morgantown  
 W. H. Thompson, Moundsville  
 A. B. White, Jr., Parkersburg  
 T. J. Reid, Wellsburg  
 W. H. Warren, Weston

C. A. Bradshaw, Bluefield  
 Mrs. Mabel C. Moore, Charles Town  
 D. W. Patterson, Charleston  
 R. B. Willison, Clarksburg  
 Edgar G. Meyer, Davis  
 Henry F. Smith, Fairmont  
 Laura D. Nichols, Fairmont  
 R. C. Jones, Fairmont  
 A. P. Brown, Gleason  
 P. C. Buffington, Huntington  
 C. L. Snodgrass, Mannington  
 Harry Sanders, Morgantown  
 C. E. Wright, Moundsville  
 N. N. Oblinger, New Martinsville  
 Nora F. Orrahood, Parkersburg  
 A. A. Warren, Weston  
 A. A. Taylor, Wheeling

**NORTHERN ASSURANCE CO.**

Edwin Mann, Bluefield  
 S. E. Young, Buckhannon  
 G. E. Sutherland, Charleston  
 E. C. Baxter, Chester  
 G. Ames Barr, Elkins  
 Mildred Wood, Follansbee  
 Hans Watts, Huntington  
 C. D. Barbe, Morgantown  
 A. B. White, Jr., Parkersburg  
 A. F. Phillips, Parsons  
 C. A. F. Randolph, Salem  
 B. A. Locke, St. Marys  
 W. A. Edwards, Weston  
 C. S. Schlesinger, Wheeling  
 G. S. Catrell, Weirton

C. A. Bradshaw, Bluefield  
 DeWitt Gallaher, Charleston  
 Mabel C. Moore, Charles Town  
 Chas. Long, Clarksburg  
 C. W. Evans, Fairmont  
 C. W. Thornburg, Huntington  
 H. L. Alexander, Martinsburg  
 N. N. Oblinger, New Martinsville  
 Nora F. Orrahood, Parkersburg  
 L. P. Walker, Ridgeley  
 L. D. Lowther, Salem  
 W. R. Miller, Wheeling  
 T. A. Edwards, Weston  
 M. J. Schlesinger, Wheeling  
 Alfred Morgan, Grafton

## NORTHERN INSURANCE—MOSCOW

## NORTH RIVER

Edwin Mann, Bluefield  
 L. G. Jeffries, Charleston  
 L. L. Shore, Charleston  
 Mary L. Evans, Charleston  
 Harry Bekenstein, Charleston  
 Frank Lively, Charleston  
 Mosec Bolarsky, Charleston  
 H. C. Alexander, Clarksburg  
 D. K. Peterson, Clarksburg  
 G. P. Whetsell, Elkins  
 C. A. Staats, Huntington  
 Harry Sanders, Morgantown  
 Lee C. Paull, Wheeling  
 A. H. Schuneman, Welch  
 J. A. Shrewsbury, Parkersburg

C. A. Bradshaw, Bluefield  
 R. D. Reeves, Charleston  
 C. R. Morgan, Charleston  
 J. H. Campbell, Charleston  
 C. N. Pickens, Charleston  
 H. K. Holley, Charleston  
 W. Scott Wysong, Clarksburg  
 J. W. Smith, Jr., Clarksburg  
 Howard Post, Clarksburg  
 C. W. Evans, Fairmont  
 H. E. Cragg, Huntington  
 C. E. Miller, Morgantown  
 John W. Blakeley, Welch  
 Brooks F. Williams, Welch

## NORTHWESTERN F. &amp; M.

## NORTHWESTERN MUTUAL

C. E. Frankeberger, Charleston

## NORTHWESTERN NATIONAL

Simon Fuhrman, Charleston  
 B. R. Winkler, Charleston  
 W. L. Lowe, Clarksburg  
 E. Ray Burnside, Clarksburg  
 N. V. DeMoss, Clarksburg  
 J. W. Hartley, Fairmont  
 S. E. Miller, Fairmont  
 F. D. Caldwell, Huntington  
 A. W. Werninger, Huntington  
 Harry Sanders, Morgantown  
 W. J. Snee, Morgantown  
 F. S. Smith, Parkersburg  
 C. F. Paull, Wheeling

H. L. Winkler, Charleston  
 E. C. Jones, Charleston  
 C. H. Thrash, Clarksburg  
 H. F. Burnside, Clarksburg  
 T. J. Lynch, Clarksburg  
 H. T. Jones, Fairmont  
 J. C. Miller, Fairmont  
 G. F. Caldwell, Huntington  
 Mary B. Brown, Huntington  
 C. E. Miller, Morgantown  
 V. M. Eaton, Parkersburg  
 L. B. Fink, Wheeling  
 C. W. Jackson, Wheeling

## NORWEGIAN ATLAS

## NORWICH UNION

C. B. Alexander, Clarksburg  
 Carmi S. Ash, Salem  
 F. R. Bell, Charleston  
 J. W. Blakeley, Welch  
 O. J. Caldwell, Bluefield  
 Mame A. Davis, Charleston  
 C. W. Flesher, Gassaway  
 J. G. Fredeking, Hinton  
 L. B. Harrah, Barboursville  
 W. H. Keim, Elkins  
 W. R. Miller, Follansbee  
 W. F. Naret, Morgantown  
 Cande Pepper, Salem  
 C. S. Scaggs, Kenova  
 Hattie W. Snyder, Martinsburg  
 Lawson Starcher, Grafton  
 Allen Warren, Weston  
 B. F. Williams, Welch  
 Chas R. Windsor, Wellsburg  
 K. V. White, Logan  
 S. E. Young, Buckhannon  
 J. W. Smith, Jr., Clarksburg  
 Fisher L. Sayre, Ceredo

W. F. Alexander, Clarksburg  
 E. C. Baxter, Chester  
 C. W. Blair, Huntington  
 P. C. Buffington, Huntington  
 J. T. Crane, Charleston  
 C. W. Evans, Fairmont  
 W. S. Foose, Wheeling  
 B. F. Gibbs, Pt. Pleasant  
 H. H. Keim, Elkins  
 J. E. Leys, Keyser  
 D. F. Moore, New Martinsville  
 Nora F. Orrahood, Parkersburg  
 A. C. Preston, Williamson  
 F. F. Scaggs, Kenova  
 A. M. Sowers, Milton  
 H. K. Tice, Princeton  
 W. H. Warren, Weston  
 Willard A. Wilson, Williamson  
 A. B. White, Jr., Parkersburg  
 J. H. Wright, Bluefield  
 H. C. Alexander, Clarksburg  
 W. Scott Wysong, Clarksburg

## OHIO HARDWARE MUTUAL

J. F. Callison, Charleston  
 G. A. Randolph, Charleston

C. E. Frankeberger, Charleston

## OHIO UNDERWRITERS MUTUAL

C. E. Frankeberger, Charleston  
 E. R. Dodson, Clarksburg

J. A. Gist, Wellsburg

## OLD BAY STATE

## OLD COLONY

W. Scott Wysong, Clarksburg  
 J. W. Smith, Jr., Clarksburg  
 F. V. Carpenter, Ridgeley  
 A. G. Clayton, Mannington  
 J. H. Hall, Huntington  
 A. Gordon Merry, Huntington  
 Alfred Paull, Wheeling  
 J. W. Preston, Fairmont  
 E. E. Shaffer, Wheeling  
 Harry Stealey, Clarksburg  
 C. R. Varnum, Huntington  
 C. T. Hawkins, Charleston  
 T. E. Ballard, Princeton  
 G. L. Wever, Martinsburg

H. C. Alexander, Clarksburg  
 J. W. Boyers, Fairmont  
 J. E. Stealey, Clarksburg  
 A. S. Craig, Follansbee  
 A. L. Keller, Huntington  
 W. F. Naret, Morgantown  
 A. S. Paull, Wheeling  
 D. C. Robinette, Charleston  
 F. S. Smith, Parkersburg  
 O. F. Payne, Charleston  
 R. R. Payne, Charleston  
 E. W. McClave, Martinsburg  
 O. H. Ballard, Princeton

## ORIENT

C. S. Morton, Charleston  
 A. F. Dennison, Clarksburg  
 R. P. DeVan, Charleston  
 G. C. Dick, Charleston  
 A. P. Jones, Fairmont  
 Clare Thurmond, Huntington  
 A. G. Clayton, Mannington  
 W. J. Snee, Morgantown  
 H. H. Carr, Ridgeley  
 E. C. Smith, Weston

R. B. Willison, Clarksburg  
 G. E. Drummond, Buckhannon  
 G. H. Palmer, Charleston  
 C. M. Long, Elkins  
 J. K. Parsons, Huntington  
 Connor Hall, Huntington  
 C. E. Smith, Martinsburg  
 J. A. Mathison, Parkersburg  
 E. G. Smith, Weston  
 C. H. Merkel, Wheeling

## PALATINE

Geo. E. Robson, Charleston  
 F. L. Jordan, Charles Town  
 Theo. Reichert, Clarksburg  
 G. P. Whetsell, Elkins  
 P. C. Buffington, Huntington  
 A. J. Kincaid, Montgomery  
 C. E. Miller, Morgantown  
 B. A. Koblegard, Weston  
 H. Clark Hazlett, Wheeling

H. A. Robson, Charleston  
 G. K. Wysong, Charles Town  
 Chas. Long, Clarksburg  
 C. W. Blair, Huntington  
 H. L. Alexander, Martinsburg  
 Harry Sanders, Morgantown  
 J. T. Pedro, Parkersburg  
 Howard Haslett, Wheeling  
 W. M. Malone, Grafton

## PATERNELIE

W. S. Foose, Wheeling

## PATRIOTIC ASSURANCE

C. L. Phipps, Beckley  
 C. A. Pearson, Bluefield  
 C. T. Hardman, Charleston  
 J. S. Darst, Charleston  
 Theo. Reichert, Clarksburg  
 G. B. Waters, Clarksburg  
 G. P. Whetsell, Elkins  
 A. G. Clayton, Mannington  
 W. N. Malone, Grafton  
 H. C. Harvey, Huntington  
 Roy Pilcher, Huntington  
 C. E. Browning, Logan  
 C. D. Barbe, Morgantown  
 J. A. Sigafos, Moundsville  
 W. H. Cecil, Parkersburg  
 T. B. Conaway, Pennsboro  
 C. A. F. Randolph, Salem  
 E. T. Fleming, St. Marys  
 Cora B. Magee, Wellsburg  
 A. D. Bowie, Wheeling  
 Margaret V. Farrell, Wheeling

E. H. Easley, Bluefield  
 Wm. Jones, Charleston  
 C. P. Loury, Charleston  
 C. R. Morgan, Charleston  
 Chas. Long, Clarksburg  
 P. A. Hanby, Davis  
 A. P. Jones, Fairmont  
 Mildred Wood, Follansbee  
 H. H. Harvey, Huntington  
 H. E. Pilcher, Huntington  
 T. E. Browning, Logan  
 R. E. Mockler, Mannington  
 S. O. Norton, Montgomery  
 R. N. Brown, New Cumberland  
 H. A. Ridgway, Parsons  
 G. T. Goshorn, Piedmont  
 L. D. Lowther, Salem  
 C. L. Watkins, Shinnston  
 E. B. Bowie, Wheeling  
 O. P. Sachs, Wheeling  
 Viola G. Casseday, Weston

## PENNSYLVANIA

C. H. Dawson, Berkeley Springs  
 E. H. Easley, Bluefield  
 C. H. Carpenter, Cameron  
 R. P. DeVan, Charleston  
 G. H. Palmer, Charleston  
 R. B. Willison, Clarksburg  
 W. N. Snedegar, Elkins  
 C. M. Long, Elkins  
 C. Richard Hall, Fairmont

J. R. Laird, Bluefield  
 K. B. Sexton, Buckhannon  
 J. E. Burns, Charles Town  
 G. C. Dick, Charleston  
 Earl G. Jackson, Chester  
 A. F. Dennison, Clarksburg  
 T. E. Hardman, Elkins  
 H. F. Smith, Fairmont  
 R. M. Parrish, Grafton

O. E. Parrish, Grafton  
 C. W. Thornburg, Huntington  
 W. E. Crooks, Keyser  
 R. C. Grove, Martinsburg  
 Harry Sanders, Morgantown  
 E. G. Roberts, Moundsville  
 D. F. Moore, New Martinsville  
 E. P. Chancellor, Jr., Parkersburg  
 S. W. Collins, Pennsboro  
 R. McV. Drane, Piedmont  
 Bertha Bishoff, Ridgeley  
 D. H. Kauffelt, Roncoverte  
 C. A. F. Landolph, Salem  
 J. H. McCoy, Sistersville  
 T. J. Reid, Wellsburg  
 A. A. Warren, Weston  
 C. H. Merkel, Wheeling  
 C. S. Morton, Charleston

B. E. Boswell, Huntington  
 Hans Watts, Huntington  
 G. M. Bowers, Martinsburg  
 A. G. Clayton, Mannington  
 C. E. Miller, Morgantown  
 H. D. Smith, New Cumberland  
 E. P. Chancellor, Parkersburg  
 H. R. Dudley, Parsons  
 C. I. Collins, Pennsboro  
 Robert Hutchinson, Pt. Pleasant  
 C. E. Boone, Roncoverte  
 W. D. Hines, Roncoverte  
 Lucien D. Lowther, Salem  
 S. B. Thompson, Spencer  
 Geo. Patterson, Wellsburg  
 W. H. Warren, Weston  
 A. F. Bennett, Philippi

#### PENNSYLVANIA LUMBERMENS

C. E. Frankeberger, Charleston

#### PHOENIX ASSURANCE

C. H. Dawson, Berkeley Springs  
 K. B. Sexton, Buckhannon  
 Chas. Howard, Cameron  
 G. E. Sutherland, Charleston  
 J. A. Washington, Charles Town  
 Howard Post, Clarksburg  
 James Reed, Clay  
 J. J. Wagner, Elm Grove  
 H. H. Keim, Elkins  
 J. W. Preston, Fairmont  
 Lawson Stareher, Grafton  
 O. C. Hathaway, Grantsville  
 Hans Watts, Huntington  
 F. H. Babb, Keyser  
 Bert Ballard, Littleton  
 J. R. Nadenboush, Martinsburg  
 G. W. Kuykendall, Moorefield  
 W. R. Chapman, Morgantown  
 C. C. Wright, Moundsville  
 T. L. Feazall, Mt. Hope  
 Joe Parks, Parkersburg  
 C. I. Collins, Pennsboro  
 W. D. Corder, Philippi  
 Mrs. C. L. Jamison, Ravenswood  
 J. F. Barron, St. Marys  
 C. A. F. Randolph, Salem  
 K. E. Burke, Terra Alta  
 J. H. McCoy, Sistersville  
 W. R. Miller, Wellsburg  
 W. H. Warren, Weston  
 J. N. Hendrix, Wheeling  
 R. D. Irvine, Wheeling  
 Wiley Irwin, Wheeling  
 F. J. Barron, St. Marys  
 W. Scott Wyson, Clarksburg  
 T. E. Keller, Middlebourne  
 C. H. Gearhart, Welch

C. A. Bradshaw, Bluefield  
 T. C. Pipes, Cameron  
 DeWitt Gallaher, Charleston  
 Wm. Jones, Charleston  
 W. F. Alexander, Charles Town  
 D. K. Peterson, Clarksburg  
 J. W. Roberts, Elizabeth  
 W. H. Keim, Elkins  
 E. F. Holbert, Fairmont  
 S. M. Musgrove, Grafton  
 H. A. Abbott, Grafton  
 C. W. Thornburg, Huntington  
 J. T. Garrett, Hurricane  
 W. R. Burdette, Lewisburg  
 W. P. Rymer, Mannington  
 C. E. Smith, Martinsburg  
 G. W. Woods, Morgantown  
 W. F. Naret, Morgantown  
 E. M. Darnall, Mt. Hope  
 R. C. Leap, New Martinsville  
 J. A. Shrewsbury, Parkersburg  
 C. H. Senseney, Petersburg  
 R. L. Hutchinson, Pt. Pleasant  
 G. K. Kump, Romney  
 L. D. Lowther, Salem  
 Harrison Groves, Summersville  
 A. H. Schuneman, Welch  
 J. W. Blakeley, Welch  
 A. A. Warren, Weston  
 F. W. Brundick, Jr., Wheeling  
 Holly Patterson, Wheeling  
 J. S. Surber, White Sulphur Spring  
 C. H. Merkel, Wheeling  
 H. C. Alexander, Clarksburg  
 J. W. Smith, Jr., Clarksburg  
 W. J. McClaren, Welch  
 V. K. Smith, Wheeling

#### PHENIX FIRE

J. F. Land, Bluefield  
 Wm. Lohmeyer, Charleston  
 Homer Bartlett, Clarksburg  
 S. C. Hennon, Huntington  
 D. K. Marchand, Morgantown  
 Lucy Blankensop, Wellsburg  
 H. K. Pancake, Huntington

J. A. Udy, Bluefield  
 D. W. Patterson, Charleston  
 H. J. Hoffman, Clarksburg  
 T. J. Noonan, Huntington  
 A. L. Hartley, Morgantown  
 V. M. Eaton, Parkersburg

#### PHOENIX INSURANCE

T. M. Reynolds, Alderson  
 C. H. Dawson, Berkeley Springs  
 C. A. Bradshaw, Bluefield  
 T. C. Pipes, Cameron  
 M. Wright, Jr., Ceredo  
 J. T. Crane, Charleston  
 O. F. Payne, Charleston  
 C. T. Hawkins, Charleston  
 G. K. Wyson, Charles Town

C. L. Evans, Benwood  
 Edwin Mann, Bluefield  
 G. E. Drummond, Buckhannon  
 Chas. Howard, Cameron  
 Miss Mame Davis, Charleston  
 F. R. Bell, Charleston  
 R. R. Payne, Charleston  
 F. L. Jordan, Charles Town  
 R. B. Willison, Clarksburg



A. F. Dennison, Clarksburg  
 Oleta K. Holtz, Clarksburg  
 Frank Smith, Elm Grove  
 H. F. Smith, Fairmont  
 R. M. Parrish, Grafton  
 J. M. Meador, Hinton  
 Hans Watts, Huntington  
 J. H. Grogan, Huntington  
 I. D. Smith, Martinsburg  
 Ruth C. Woods, Morgantown  
 E. G. Roberts, Moundsville  
 Mrs. Sarah Rush, Newell  
 E. P. Chancellor, Parkersburg  
 R. McV. Drane, Piedmont  
 B. A. Locke, St. Marys  
 J. M. Small, Shepherdstown  
 R. T. Keith, Spencer  
 A. B. Noland, Wellsburg  
 A. A. Warren, Weston  
 G. J. Mathison, Wheeling  
 H. H. Williamson, Williamson  
 Miss E. L. Potts, Shepherdstown

D. D. Holtz, Clarksburg  
 G. P. Whetsell, Elkins  
 W. H. Smith, Elm Grove  
 J. W. Preston, Fairmont  
 O. E. Parrish, Grafton  
 C. W. Thornburg, Huntington  
 R. E. Thornburg, Huntington  
 A. G. Clayton, Mannington  
 E. W. McClave, Martinsburg  
 McElroy Stewart, Morgantown  
 F. B. Lawrence, Newell  
 D. F. Moore, New Martinsville  
 E. P. Chancellor, Jr., Parkersburg  
 R. L. Hutchinson, Pt. Pleasant  
 H. A. Downs, Shepherdstown  
 J. H. McCoy, Sistersville  
 T. J. Reid, Weirton  
 W. R. Miller, Wellsburg  
 W. H. Warren, Weston  
 C. C. Williamson, Williamson  
 G. L. Wever, Martinsburg  
 Mrs. Lesley Montgomery, Shepherdstown

*PREFERRED RISK FIRE*

*PROVIDENCE WASHINGTON*

Wm. Jones, Charleston  
 C. L. Phipps, Beckley  
 J. H. Wright, Bluefield  
 K. B. Sexton, Buckhannon  
 G. E. Robson, Charleston  
 C. C. Boston, Charleston  
 E. F. Jackson, Charleston  
 R. D. Mayo, Clarksburg  
 H. J. Hoffman, Clarksburg  
 W. H. Keim, Elkins  
 H. F. Smith, Fairmont  
 E. F. Holbert, Fairmont  
 O. E. Parrish, Grafton  
 C. W. Blair, Huntington  
 G. C. Sullivan, Huntington  
 F. H. Babb, Keyser  
 W. B. Johnson, Logan  
 C. Granville Smith, Martinsburg  
 S. O. Norton, Montgomery  
 J. D. Leidig, Morgantown  
 C. S. Bardley, New Cumberland  
 F. B. Lawrence, Newell  
 B. R. Blackford, Parkersburg  
 Wm. Hoefling, Parkersburg  
 F. F. Scaggs, Wayne  
 H. M. Dunlevy, Weirton  
 A. A. Warren, Weston  
 S. P. Smith, West Union  
 D. G. Morgan, Jr., Wheeling  
 W. B. Tucker, Wheeling  
 W. D. Corder, Philippi  
 John Kinkaid, Sistersville

P. W. Massie, Athens  
 A. F. Rohrbaugh, Belington  
 O. J. Caldwell, Bluefield  
 C. H. Carpenter, Cameron  
 Wm. Jones, Charleston  
 Henry F. Rymer, Charleston  
 J. E. Stealey, Clarksburg  
 Homer Bartlett, Clarksburg  
 Chas. Little, Clarksburg  
 H. H. Keim, Elkins  
 Mary Louise Nichols, Fairmont  
 R. M. Parrish, Grafton  
 J. M. Meador, Hinton  
 P. C. Buffington, Huntington  
 C. E. Shoop, Kenova  
 W. R. Burdette, Lewisburg  
 A. G. Clayton, Mannington  
 C. G. Smith, Martinsburg  
 W. F. Naret, Morgantown  
 L. B. Walker, Morgantown  
 Lloyd V. McIntire, New Martinsville  
 Sarah K. Rush, Newell  
 B. W. Miller, Parkersburg  
 Howard Dudley, Parsons  
 C. S. Scaggs, Wayne  
 Geo. Patterson, Wellsburg  
 W. H. Warren, Weston  
 D. G. Morgan, Wheeling  
 Jno. Friedel, Wheeling  
 J. J. Ceurilla, Wheeling  
 J. G. Matney, Princeton  
 Lena L. McDaniel, Moundsville

*PRUDENTIA RE & COINSURANCE, LTD.*

*QUEEN*

Roy Evans, Bluefield  
 K. B. Sexton, Buckhannon  
 J. T. Crane, Charleston  
 J. A. Washington, Charles Town  
 E. E. Cooke, Charles Town  
 C. H. Thrash, Clarksburg  
 H. T. Burnside, Clarksburg  
 G. A. Barrett, Elkins  
 Ernest Bowman, Franklin  
 O. E. Parrish, Grafton  
 Mary B. Brown, Huntington  
 J. E. Bass, Lewisburg  
 K. V. White, Logan  
 N. R. Coles, Montgomery  
 W. F. Naret, Morgantown  
 E. G. Roberts, Moundsville  
 R. C. Leap, New Martinsville  
 Nora F. Orrahood, Parkersburg  
 G. W. Park, Ravenswood

N. D. Sutton, Bridgeport  
 F. R. Bell, Charleston  
 M. A. Davis, Charleston  
 W. F. Alexander, Charles Town  
 W. L. Lowe, Clarksburg  
 E. R. Burnside, Clarksburg  
 N. V. DeMoss, Clarksburg  
 E. F. Holbert, Fairmont  
 R. N. Parrish, Grafton  
 A. W. Werninger, Huntington  
 G. H. Reynolds, Keyser  
 F. H. Mays, Lewisburg  
 J. Roy Nadenboush, Martinsburg  
 A. J. Kincaid, Montgomery  
 C. M. Fixler, Morgantown  
 L. E. Frantz, Mullens  
 A. B. White, Jr., Parkersburg  
 R. L. Hutchinson, Pt. Pleasant  
 J. R. Keller, Ravenswood

J. J. Dotson, Richwood  
 Miss Zela M. Dobbins, Richwood  
 C. E. Boone, Ronceverte  
 Claude Pepper, Salem  
 H. A. Downs, Shepherdstown  
 Joseph McKay, Sistersville  
 C. A. McKay, Sistersville  
 O. F. Payne, St. Albans  
 H. K. Tice, Welch  
 W. A. Edwards, Weston  
 Chas. Longacre, West Union  
 Mary H. Paul, Wheeling  
 B. H. Gorrell, Williamstown  
 G. W. Mitchell, Madison  
 H. H. Pipes, Wheeling  
 E. L. Potts, Shepherdstown

James M. Dobbins, Richwood  
 D. H. Kauffelt, Ronceverte  
 W. B. Hines, Ronceverte  
 Carmi S. Ash, Salem  
 J. M. Small, Shepherdstown  
 J. J. McKay, Sistersville  
 C. C. Cleavinger, Spencer  
 W. H. Wilson, St. Albans  
 T. J. Reid, Wellsburg  
 T. A. Edwards, Weston  
 T. E. I. O'Donnell, Wheeling  
 J. N. Hendrix, Wheeling  
 G. W. Farmer, Capon Springs  
 H. T. Rock, Wheeling  
 Mrs. L. S. Montgomery, Shepherdstown  
 O. G. Sutler, St. Albans

#### REINSURANCE COMPANY SALAMANDRA

W. S. Foose, Wheeling

#### RELIABLE

G. J. Cadwell, Huntington  
 J. A. Mathson, Parkersburg

F. D. Caldwell, Huntington  
 O. E. Strauch, Wheeling

#### RELIANCE INS

C. A. Bradshaw, Bluefield  
 L. B. Hornor, Clarksburg  
 William Lohmeyer, Charleston  
 W. N. Malone, Grafton  
 Mrs. E. N. Ellis, Huntington  
 W. R. Chapman, Morgantown  
 Simms Powell, Parkersburg  
 E. C. Smith, Weston  
 W. R. Duncan, Williamson

Edwin Mann, Bluefield  
 Mabel Williams, Clarksburg  
 D. W. Patterson, Charleston  
 M. L. Comstock, Huntington  
 W. D. Brightwell, Huntington  
 A. J. Ruth, Parkersburg  
 E. G. Smith, Weston  
 A. C. Preston, Williamson  
 A. M. Kuhn, Fairmont

#### RETAIL HARDWARE MUTUAL

G. A. Randolph, Charleston

J. F. Callison, Charleston

#### RHODE ISLAND

John H. Wright, Bluefield  
 H. M. Carson, Charleston  
 W. J. Lynch, Clarksburg  
 S. E. Miller, Fairmont  
 H. O. Graham, Hinton  
 J. F. Thompson, Huntington  
 K. V. White, Logan  
 R. E. Mofler, Mannington  
 T. J. Garrity, Parkersburg  
 E. G. Smith, Weston  
 O. E. Strauch, Wheeling  
 D. Goring Morgan, Wheeling

O. J. Caldwell, Bluefield  
 O. F. Payne, Charleston  
 J. C. Miller, Fairmont  
 O. E. Miller, Hinton  
 H. L. Miller, Hinton  
 J. S. Sheppard, Huntington  
 G. C. Steele, Logan  
 J. L. Wharton, Morgantown  
 T. J. Hynes, Parkersburg  
 E. C. Smith, Weston  
 David G. Morgan, Wheeling

#### ROCKY MOUNTAIN

#### ROSSIA

#### ROYAL EXCHANGE ASSURANCE

DeWitt Gallaher, Charleston  
 O. F. Henry, Charleston  
 Chas. G. Hood, Fairmont  
 Hans Watts, Huntington  
 W. F. Naret, Morgantown  
 B. R. Blackford, Parkersburg  
 W. A. Edwards, Weston  
 David G. Morgan, Wheeling  
 John Friedel, Wheeling

G. E. Sutherland, Charleston  
 Smith Hood, Fairmont  
 C. W. Thornburg, Huntington  
 L. R. Sigler, McMechen  
 W. P. McCue, Morgantown  
 J. H. McCoy, Sistersville  
 T. A. Edwards, Weston  
 D. Goring Morgan, Wheeling

#### ROYAL INSURANCE

V. E. Johnson, Berkeley Springs  
 C. A. Bradshaw, Bluefield  
 F. R. Bell, Charleston  
 Mame A. Davis, Charleston  
 W. F. Alexander, Charles Town  
 H. M. Ralston, Chester  
 H. C. Alexander, Clarksburg  
 G. W. Roberts, Elizabeth

Edwin Mann, Bluefield  
 G. E. Drummond, Buckhannon  
 J. T. Crane, Charleston  
 J. A. Washington, Charles Town  
 E. E. Cooke, Charles Town  
 W. Scott Wyson, Clarksburg  
 J. W. Smith, Jr., Clarksburg  
 W. H. Keim, Elkins

C. W. Fleasher, Gassaway  
 Mary L. Nichols, Fairmont  
 Anna G. Smith, Fairmont  
 A. W. Werninger, Huntington  
 C. W. Wolfe, Kingwood  
 H. L. Alexander, Martinsburg  
 E. G. Roberts, Moundsville  
 Joseph Park, Parkersburg  
 I. D. Smith, Petersburg  
 T. F. Kenny, Piedmont  
 G. W. Park, Ravenswood  
 H. G. Armstrong, Ripley  
 L. D. Lowther, Salem  
 John Kinkaid, Sistersville  
 T. J. Reed, Wellsburg  
 W. H. Warren, Weston  
 M. J. Schlesinger, Wheeling

H. F. Smith, Fairmont  
 Laura D. Nichols, Fairmont  
 R. E. Jones, Fairmont  
 F. H. Babb, Keyser  
 U. H. Debendorfer, Mannington  
 W. F. Naret, Morgantown  
 L. V. McIntire, New Martinsville  
 H. N. Sharp, Pennsboro  
 W. D. Corder, Philippi  
 R. L. Hutchinson, Pt. Pleasant  
 J. R. Keller, Ravenswood  
 G. K. Kump, Romney  
 C. A. F. Randolph, Salem  
 C. E. Miller, Terra Alta  
 A. A. Warren, Weston  
 C. S. Schlesinger, Wheeling  
 H. H. Kein, Elkins

#### RUSSIAN REINSURANCE

D. W. Patterson, Jr., Charleston

#### ST. PAUL FIRE & MARINE

C. C. Wright, Moundsville  
 Edwin Mann, Bluefield  
 E. H. Easley, Bluefield  
 G. E. Drummond, Buckhannon  
 Chas. Howard, Cameron  
 G. E. Robson, Charleston  
 M. C. Moore, Charles Town  
 H. T. Burnside, Clarksburg  
 E. R. Burnside, Clarksburg  
 Nellie V. DeMoss, Clarksburg  
 H. C. Alexander, Clarksburg  
 P. M. Long, Clarksburg  
 W. H. Keim, Elkins  
 S. E. Miller, Fairmont  
 John Hartley, Fairmont  
 C. B. Trenor, Fire Creek  
 L. H. Martin, Haywood  
 J. H. Campbell, Huntington  
 C. A. Staats, Huntington  
 H. E. Cragg, Huntington  
 Ray Beckelheimer, Huntington  
 W. R. Wilson, Kenova  
 T. E. Browning, Logan  
 John Claypool, Logan  
 Altie C. Atha, Mannington  
 C. G. Smith, Jr., Martinsburg  
 E. W. McClave, Martinsburg  
 A. B. Haslacker, Moorefield  
 J. L. Wharton, Morgantown  
 H. W. Thompson, Moundsville  
 Georgia St. Clair, Mt. Hope  
 M. E. Allen, New Martinsville  
 F. L. Summers, Parkersburg  
 G. H. Harris, Parkersburg  
 I. D. Smith, Petersburg  
 R. L. Hutchinson, Pt. Pleasant  
 W. S. Dangersfield, Princeton  
 W. H. Hutchinson, Ravenswood  
 G. H. Ellis, St. Albans  
 L. C. Reeder, Salem  
 Jos. McKay, Sistersville  
 A. C. Donnell, Weirton  
 George Patterson, Wellsburg  
 T. A. Edwards, Weston  
 C. S. Schlesinger, Wheeling  
 LaFayette Grauer, Wheeling  
 Edward Kilver, Wheeling  
 M. V. Farrell, Wheeling  
 P. A. Deacon, Williamson  
 W. M. Malone, Grafton  
 R. R. Payne, Charleston  
 E. W. Griffith, Morgantown

C. L. Heaberlin, Beckley  
 C. A. Bradshaw, Bluefield  
 C. H. Pearson, Bluefield  
 T. B. Drummond, Buckhannon  
 H. A. Robson, Charleston  
 Harry Bekenstein, Charleston  
 E. G. Jackson, Chester  
 W. L. Lowe, Clarksburg  
 C. H. Thrash, Clarksburg  
 W. Scott Wysong, Clarksburg  
 J. W. Smith, Jr., Clarksburg  
 Chas. Long, Clarksburg  
 H. H. Keim, Elkins  
 J. Clark Miller, Fairmont  
 H. T. Jones, Fairmont  
 Lawson Starcher, Grafton  
 G. C. Garred, Huntington  
 J. G. Gardiner, Huntington  
 C. W. Harvey, Huntington  
 J. H. LeBlanc, Huntington  
 H. C. Gordon, Huntington  
 G. H. Reynolds, Keyser  
 C. E. Browning, Logan  
 J. G. McGuire, Logan  
 C. G. Smith, Martinsburg  
 C. E. Smith, Martinsburg  
 C. R. Ingram, Middlebourne  
 O. R. Bean, Moorefield  
 C. D. Barbe, Morgantown  
 Bess A. Hammond, Moundsville  
 G. I. Allen, New Martinsville  
 Sam'l Logan, Parkersburg  
 W. H. Cecil, Parkersburg  
 J. S. McKown, Parkersburg  
 A. C. Merrill, Philippi  
 M. L. Lowe, Princeton  
 R. N. Vermillion, Princeton  
 O. G. Stutler, St. Albans  
 J. A. Schauwecker, St. Marys  
 T. J. Coffman, Salem  
 J. J. McKay, Sistersville  
 C. S. Cattler, Weirton  
 W. A. Edwards, Weston  
 M. J. Schlesinger, Wheeling  
 A. R. Campbell, Wheeling  
 Walter Lucker, Wheeling  
 H. W. Campbell, Wheeling  
 W. A. Wilson, Williamson  
 A. C. Preston, Williamson  
 R. T. Keith, Spencer  
 Masie Hanna, Charleston  
 G. L. Wever, Martinsburg

#### SALAMANDRA

W. S. Foose, Wheeling

## SAVANNAH

## SCANDINAVIAN AMERICAN ASSURANCE

## SCOTTISH UNION AND NATIONAL

F. P. Sexton, Buckhannon  
 G. E. Robson, Charleston  
 T. E. Campbell, Charleston  
 Mabel C. Moore, Charles Town  
 G. J. Lynch, Clarksburg  
 W. R. Cromwell, Elkins  
 Arthur P. Jones, Fairmont  
 Parker Selbey, Grafton  
 H. C. Harvey, Huntington  
 C. L. Snodgrass, Mannington  
 M. T. Sisler, Morgantown  
 W. J. McDonald, Moundsville  
 Samuel Logan, Parkersburg  
 G. T. Ward, Parkersburg  
 Blanche Baker, Weirton  
 S. Q. Hamilton, Wellsburg  
 G. P. Folmar, Wheeling  
 C. S. Schlesinger, Wheeling  
 A. W. Emsheimer, Wheeling

H. A. Robson, Charleston  
 J. H. Campbell, Charleston  
 G. S. Weistling, Charleston  
 H. M. Ralston, Chester  
 L. B. Hornor, Clarksburg  
 Frank Smith, Elm Grove  
 Mildred Wood, Follansbee  
 H. W. Bias, Huntington  
 H. H. Harvey, Huntington  
 P. R. Harrison, Martinsburg  
 Roscoe Eakin, Morgantown  
 N. N. Oblinger, New Martinsville  
 F. L. Summers, Parkersburg  
 C. S. Cattrell, Weirton  
 J. W. Gilkey, Wellsburg  
 Viola G. Cassidy, Weston  
 E. S. Romine, Wheeling  
 M. J. Schlesinger, Wheeling  
 Mabel Williams, Clarksburg

## SECOND RUSSIAN INSURANCE COMPANY

W. S. Foose, Wheeling

## SECURITY INSURANCE

K. B. Sexton, Buckhannon  
 E. C. Baxter, Chester  
 A. F. Dennison, Clarksburg  
 C. W. Evans, Fairmont  
 O. E. Parrish, Grafton  
 Hans Watta, Huntington  
 K. V. White, Logan  
 G. M. Bowers, Jr., Martinsburg  
 Harry Sanders, Morgantown  
 E. G. Roberts, Moundsville  
 J. H. McCoy, Sistersville  
 Geo. Patterson, Wellsburg  
 T. A. Edwards, Weston  
 A. S. Paul, Wheeling  
 H. F. Rymer, Charleston  
 G. H. Gordon, Clarksburg  
 Alonso L. Wetzel, Clarksburg  
 J. K. Parsons, Huntington  
 Clare Thurmond, Huntington  
 Chape Wilson, Morgantown  
 Lee C. Paul, Wheeling

O. F. Payne, Charleston  
 R. B. Willison, Clarksburg  
 C. Amos Barrett, Elkins  
 R. M. Parrish, Grafton  
 C. W. Thornburg, Huntington  
 G. C. Steele, Logan  
 A. G. Clayton, Mannington  
 R. C. Grove, Martinsburg  
 C. E. Miller, Morgantown  
 V. M. Eaton, Parkersburg  
 H. M. Dunlevy, Weirton  
 W. A. Edwards, Weston  
 Alfred Paul, Wheeling  
 E. F. Jackson, Charleston  
 C. C. Boston, Charleston  
 R. E. Kidd, Clarksburg  
 L. Bartlett Wetzel, Clarksburg  
 Connor Hall, Huntington  
 M. J. Haller, Morgantown  
 J. P. Roth, Wheeling

## SKANDIA

Joseph Park, Parkersburg

## SKANDINAVIA

## SOUTH CAROLINA

## SOUTHERN HOME

## SPRINGFIELD FIRE AND MARINE

F. W. Shirer, Wheeling  
 Wesley Wilkes, Beckley  
 A. F. Rohrbaugh, Belington  
 Edwin Mann, Bluefield  
 S. E. Young, Buckhannon  
 C. H. Carpenter, Cameron  
 D. W. Patterson, Charleston  
 Guy Weistling, Charleston  
 E. C. Baxter, Chester  
 W. Scott Wyson, Clarksburg  
 J. W. Smith, Jr., Clarksburg  
 Smith Hood, Fairmont  
 C. L. Heater, Gassaway  
 O. E. Parrish, Grafton  
 J. F. Thompson, Huntington  
 H. E. Cragg, Huntington  
 J. S. Sheppard, Huntington

W. L. Dixon, Alderson  
 R. D. Watts, Beckley  
 V. E. Johnson, Berkeley Springs  
 C. A. Bradshaw, Bluefield  
 J. E. Overton, Cairo  
 Wm. Lohmeyer, Charleston  
 J. H. Campbell, Charleston  
 J. E. Burns, Charles Town  
 B. F. Hornor, Clarksburg  
 H. C. Alexander, Clarksburg  
 G. A. Barrett, Elkins  
 C. G. Hood, Fairmont  
 R. M. Parrish, Grafton  
 J. G. Fredeking, Hinton  
 C. A. Staats, Huntington  
 F. S. McIntosh, Huntington

W. R. Wilson, Kenova  
 C. W. Wolfe, Kingwood  
 Jesse Shimp, Mannington  
 J. Roy Nadenbousch, Martinsburg  
 T. E. Keller, Middlebourne  
 B. E. Claypool, Montgomery  
 C. C. Wright, Moundsville  
 T. L. Feasell, Mount Hope  
 D. F. Moore, New Martinsville  
 W. T. Rittenhouse, Parkersburg  
 H. N. Sharp, Pennsboro  
 C. W. Herrington, Piedmont  
 S. F. Cleghon, Princeton  
 J. R. Keller, Ravenswood  
 D. H. Kauffelt, Ronceverte  
 W. D. Hines, Ronceverte  
 O. G. Stutler, St. Albans  
 C. A. F. Randolph, Salem  
 Cecil M. Smell, Shinnston  
 C. A. McKay, Sistersville  
 C. E. Trembly, Terra Alta  
 Geo. Patterson, Wellsburg  
 T. A. Edwards, Weston  
 Feebles, Tatum, Wheeling  
 R. B. Naylor, Wheeling  
 W. P. Miller, Williamstown

Geo. H. Reynolds, Keyser  
 B. L. Holland, Logan  
 Frank M. Sydnor, Marlinton  
 A. J. Mees, Mason  
 A. J. Kincaid, Montgomery  
 W. F. Naret, Morgantown  
 H. W. Thompson, Moundsville  
 J. R. Smoot, Newburg  
 B. R. Blackford, Parkersburg  
 A. F. Phillips, Parsons  
 W. D. Corder, Philippi  
 J. W. Windon, Pt. Pleasant  
 G. W. Park, Ravenswood  
 K. K. Hyre, Ripley  
 C. E. Boone, Ronceverte  
 O. F. Payne, St. Albans  
 B. A. Locke, St. Marys  
 L. D. Lowther, Salem  
 J. J. McKay, Sistersville  
 C. C. Cleavenger, Spencer  
 Blanche B. Baker, Weirton  
 W. A. Edwards, Weston  
 Chas. Longacre, West Union  
 G. L. Caldwell, Wheeling  
 W. R. Hurst, Williamson

## STANDARD

J. H. Wright, Bluefield  
 H. A. Robson, Charleston  
 J. P. Clark, Charleston  
 Lawson Starcher, Grafton  
 Roy Pilcher, Huntington  
 W. R. Burdette, Lewisburg  
 T. E. Browning, Logan  
 W. R. Godfrey, Matoaka  
 W. K. Bridges, Montgomery  
 Harry Sanders, Morgantown  
 F. S. Smith, Parkersburg  
 W. J. Elliott, Princeton  
 G. E. Marston, Princeton  
 J. W. Blakeley, Welch  
 Lee H. Hinkel, Charleston  
 G. B. Hildebrand, Charleston

O. J. Caldwell, Bluefield  
 G. E. Robson, Charleston  
 G. P. Whetsell, Elkins  
 H. E. Picher, Huntington  
 C. W. Thomson, Kenova  
 C. E. Browning, Logan  
 H. L. Alexander, Martinsburg  
 H. E. Clark, Matoaka  
 A. J. Kincaid, Montgomery  
 C. E. Miller, Morgantown  
 B. F. Gibbs, Pt. Pleasant  
 L. A. Pine, Princeton  
 J. G. Matney, Princeton  
 J. J. Mathison, Wheeling  
 R. A. Osgood, Charleston

## STAR

H. R. Dudley, Parsons  
 H. O. Graham, Hinton  
 G. H. Ellis, St. Albans  
 J. G. Gardiner, Huntington  
 C. W. Evans, Fairmont  
 J. M. Hall, Wheeling  
 G. E. Shoop, Kenova  
 Andrew B. Noland, Wellsburg  
 E. B. Keenan, Montgomery  
 A. F. Rohrbaugh, Belington  
 Lawson Starcher, Grafton  
 G. P. Whetsell, Elkins  
 Hiram Williamson, Williamson  
 Donald Swearingen, Parkersburg  
 G. I. Aljen, New Martinsville  
 L. B. Hornor, Clarksburg  
 Jesse Shimp, Mannington  
 G. C. Dick, Charleston  
 Genevieve Palmer, Charleston

Ray Evans, Bluefield  
 O. G. Stutler, St. Albans  
 J. H. Campbell, Huntington  
 H. M. Dunlevy, Weirton  
 D. B. Fleming, St. Marys  
 B. L. Holland, Logan  
 C. S. Morton, Charleston  
 S. O. Norton, Montgomery  
 J. M. Hendrix, Wheeling  
 J. M. Small, Martinsburg  
 J. W. Blakeley, Welch  
 W. R. Chapman, Morgantown  
 C. C. Williamson, Williamson  
 J. E. Howell, Keyser  
 N. E. Allen, New Martinsville  
 Mabel Williams, Clarksburg  
 R. P. DeVan, Charleston  
 C. S. Morton, Charleston

## STERLING

H. C. Alexander, Clarksburg  
 J. W. Smith, Jr., Clarksburg  
 R. M. Parrish, Grafton  
 Hattie M. Snyder, Martinsburg  
 A. A. Taylor, Wheeling

W. Scott Wysong, Clarksburg  
 A. M. Jacobs, Fairmont  
 O. E. Parrish, Grafton  
 Viola G. Cassidy, Weston  
 E. P. Horwitz, Clarksburg

## SUN

T. M. Reynolds, Alderson  
 Wesley Wilkes, Beckley  
 H. T. Alabaugh, Berkely Springs  
 C. A. Bradshaw, Bluefield  
 J. E. Overton, Cairo  
 T. J. McDougal, Ceredo

P. W. Massey, Athens  
 R. D. Watts, Beckley  
 Edwin Mann, Bluefield  
 G. E. Drummond, Buokhannon  
 T. C. Pipes, Cameron  
 E. C. Jones, Charleston

B. R. Winkler, Charleston  
 Leo Loeb, Charleston  
 C. N. Pickens, Charleston  
 L. L. Shore, Charleston  
 E. G. Jackson, Chester  
 J. E. Stealey, Clarksburg  
 R. E. Ash, Clarksburg  
 H. C. Alexander, Clarksburg  
 J. W. Smith, Jr., Clarksburg  
 T. E. Hardman, Elkins  
 H. L. Morgan, Farmington  
 H. C. Arnett, Hundred  
 Hans Watts, Huntington  
 W. R. Wilson, Kenova  
 J. Russell Martin, Kingwood  
 Archie Marshal, Littleton  
 J. G. McGuire, Logan  
 W. J. Yeager, Marlinton  
 G. W. Burson, Mason  
 G. W. Smith, Middlebourne  
 Harry Sanders, Morgantown  
 Bess A. Hammond, Moundsville  
 J. R. Smott, Newburg  
 Geo. B. Henthorn, Paden City  
 Howard R. Dudley, Parsons  
 I. D. Smith, Petersburg  
 W. D. Corder, Philippi  
 D. W. Anders, Piedmont  
 Blaine Bell, Pt. Pleasant  
 L. P. Walker, Ridgeway  
 J. R. Keller, Ravenswood  
 C. L. Watkins, Shinnston  
 J. J. McKay, Sistersville  
 R. M. Thomasson, Spencer  
 W. F. Morrison, Sutton  
 H. M. Dunlevy, Weirton  
 Water A. Edwards, Weston  
 M. V. Farrell, Wheeling  
 L. F. Haller, Wheeling  
 Henry W. Gundling, Wheeling  
 C. C. Williamson, Williamson  
 O. P. Sachs, Wheeling  
 John A. Weisgerber, Wheeling  
 P. A. Schlaegel, East Bank  
 J. T. Grose, Fayetteville  
 R. M. Parrish, Grafton

O. F. Payne, Charleston  
 Harry Bekenstein, Charleston  
 L. G. Jeffries, Charleston  
 Mabel C. Moore, Charles Town  
 Harry Wilson, Chester  
 R. D. Mayo, Clarksburg  
 H. W. Stuart, Clarksburg  
 W. Scott Wyson, Clarksburg  
 W. M. Snedegar, Elkins  
 C. W. Evans, Fairmont  
 C. S. Riggs, Fairmont  
 C. W. Thornburg, Huntington  
 C. A. Loar, Huntington  
 W. E. Crooks, Keyser  
 W. R. Burdette, Lewisburg  
 John Claypool, Logan  
 A. G. Clayton, Mannington  
 J. Roy Nadenbousch, Martinsburg  
 C. R. Lowe, McMechen  
 O. J. Hill, Middlebourne  
 C. E. Miller, Morgantown  
 Jas. R. Wilkin, New Cumberland  
 D. F. Moore, New Martinsville  
 G. L. Snodgrass, Parkersburg  
 G. T. Ward, Parkersburg  
 C. I. Collins, Pennsboro  
 Harman F. Groves, Petersburg  
 C. W. Herrington, Piedmont  
 R. P. Bell, Pt. Pleasant  
 S. F. Cleghon, Princeton  
 G. W. Park, Ravenswood  
 J. W. Short, Romney  
 Joseph McKay, Sistersville  
 C. A. McKay, Sistersville  
 B. A. Locke, St. Marys  
 C. E. Trembly, Terra Alta  
 S. Q. Hamilton, Wellsburg  
 T. A. Edwards, Weston  
 Lee C. Paull, Wheeling  
 Anton Bieberson, Wheeling  
 H. H. Williamson, Williamson  
 D. E. Biggs, Williamstown  
 G. L. Hannon, Wheeling  
 J. S. Rockwell, Green Springs  
 F. E. Cassidy, Follansbee  
 O. E. Parrish, Grafton

## SVEA

Hamilton Morris, Charleston  
 C. T. Hawkins, Charleston  
 W. N. Snedegar, Elkins  
 T. J. Noonan, Huntington  
 F. Guy Ash, Morgantown  
 Levin Smith, Parkersburg  
 C. C. Williamson, Williamson  
 Alfred Paull, Wheeling

R. R. Payne, Charleston  
 G. G. Lynch, Clarksburg  
 M. R. Frantz, Fairmont  
 H. L. Swisher, Morgantown  
 J. Ward Russell, Morgantown  
 H. H. Williamson, Williamson  
 J. W. Gilkey, Wellsburg  
 A. S. Paull, Wheeling

## SWISS REINSURANCE

## TOKIO MARINE AND FIRE

C. G. Hood, Fairmont  
 E. C. Paull, Wheeling

Harry L. Walsh, Fairmont

## UNION ASSURANCE SOCIETY

R. P. DeVan, Charleston  
 G. H. Palmer, Charleston  
 H. D. Tabott, Clarksburg  
 A. P. Jones, Fairmont  
 H. E. Cragg, Huntington  
 J. L. Swisher, Morgantown  
 D. L. Swearingen, Parkersburg  
 Alfred Paull, Wheeling

G. C. Dick, Charleston  
 C. S. Morton, Charleston  
 C. B. Robertson, Clarksburg  
 C. A. Staats, Huntington  
 J. M. Small, Martinsburg  
 F. Guy Ash, Morgantown  
 Lorena Swearingen, Parkersburg  
 A. S. Paull, Wheeling

## UNION FIRE INSURANCE

C. L. Phipps, Beckley  
 O. F. Payne, Charleston  
 C. H. Thrash, Clarksburg  
 H. T. Burnside, Clarksburg  
 H. E. Pilcher, Huntington  
 Harry Sanders, Morgantown  
 Jas. Barker, Parkersburg  
 E. B. Bowie, Wheeling

O. J. Caldwell, Bluefield  
 W. L. Lowe, Clarksburg  
 E. R. Burnside, Clarksburg  
 Nellie V. DeMoss, Clarksburg  
 Roy Pilcher, Huntington  
 C. E. Miller, Morgantown  
 J. S. Lantz, Reedsville

**UNION HISPANO****UNION INSURANCE SOCIETY OF CANTON**

H. C. Alexander, Clarksburg	J. W. Smith, Jr., Clarksburg
W. Scott Wysong, Clarksburg	J. M. Small, Martinsburg
Edwin Mann, Bluefield	C. A. Bradshaw, Bluefield
Wesley Wilkes, Beckley	R. D. Watts, Beckley
L. G. Jeffries, Charleston	L. L. Shore, Charleston
C. A. Staats, Huntington	F. S. McIntosh, Huntington
J. D. Alderson, Morgantown	W. S. Foose, Wheeling
R. A. Foose, Wheeling	E. E. Shaffer, Wheeling
H. D. Talbot, Clarksburg	C. B. Robertson, Clarksburg
H. E. Cragg, Huntington	

**UNION AND PHENIX ESPANOL****UNION RESERVE****UNITED AMERICAN**

A. F. Dennison, Clarksburg	J. E. Guth, Grafton
E. G. Roberts, Moundsville	J. A. Shrewsbury, Parkersburg
R. B. Willison, Clarksburg	

**UNITED FIREMEN'S**

Alfred Paull, Wheeling	A. S. Paull, Wheeling
G. U. Balsley, Clarksburg	G. W. Jacobs, Clarksburg
E. S. Reeser, Huntington	O. S. Chittum, Morgantown
J. S. Dart, Charleston	C. R. Morgan, Charleston

**UNITED STATES**

E. H. Easley, Bluefield	C. A. Pearson, Bluefield
E. C. Jones, Charleston	B. R. Winkler, Charleston
Wm. Lohmeyer, Charleston	D. W. Patterson, Charleston
Minnie D. Freeman, Clarksburg	G. A. Barrett, Elkins
E. F. Holbert, Fairmont	J. E. Guth, Grafton
A. W. Werninger, Huntington	Miss Mary B. Brown, Huntington
H. E. Pilcher, Huntington	Roy Pilcher, Huntington
John Claypool, Logan	J. G. McGuire, Logan
W. R. Chapman, Morgantown	J. A. Shrewsbury, Parkersburg
A. A. Warren, Weston	W. H. Warren, Weston
Marie E. Rolf, Wheeling	D. G. Morgan, Wheeling
David Goring Morgan, Wheeling	

**URBAINE**

J. H. Campbell, Charleston	G. H. Weistling, Charleston
J. G. Gardiner, Huntington	G. E. Williams, Huntington

**UTAH HOME****VICTORY**

Edwin Mann, Bluefield	C. A. Bradshaw, Bluefield
R. P. DeVan, Charleston	G. C. Dick, Charleston
G. H. Palmer, Charleston	Chas. S. Morton, Charleston
R. L. Fette, Clarksburg	G. W. McQuain, Clarksburg
H. B. Kincaid, Clarksburg	R. E. Thornburg, Huntington
J. H. Grogan, Huntington	Frank Babb, Keyser
G. M. Bowers, Jr., Martinsburg	R. C. Grover, Martinsburg
C. D. Barbe, Morgantown	A. J. Ruth, Parkersburg
A. B. White, Jr., Parkersburg	Nora F. Orrahood, Parkersburg
C. A. Cole, Shinnston	C. M. Small, Shinnston
H. G. Fripplott, St. Marys	T. H. Pollock, Wheeling
Julius Pollock, Wheeling	A. A. Warren, Weston
W. H. Warren, Weston	

**WARSAW****WESTCHESTER**

G. W. Farmer Capon Springs	Chas. Long, Clarksburg
J. A. Washington, Charles Town	W. F. Alexander, Charles Town
E. E. Cook, Charles Town	G. E. Robson, Charleston
Ray Beckelheimer, Charleston	E. G. Meyers, Davis
W. R. Cromwell, Elkins	S. B. Holbert, Fairmont
E. F. Holbert, Fairmont	Miss Mildred Wood, Follansbee
C. W. Thornburg, Huntington	Hans Watts, Huntington
H. L. Alexander, Martinsburg	W. F. Naret, Morgantown
C. L. Snodgrass, Mannington	M. L. Kendle, Paden City

A. B. White, Jr., Parkersburg  
 W. H. Kerr, Sistersville  
 C. S. Schlesinger, Wheeling  
 C. S. Cattrell, Weirton  
 R. P. DeVan, Charleston  
 G. H. Palmer, Charleston  
 G. G. Lynch, Clarksburg  
 R. M. Parrish, Grafton  
 H. L. Summers, Huntington  
 A. G. Clayton, Mannington  
 J. E. Garrett, Mt. Hope  
 G. H. Harris, Parkersburg  
 B. S. Gibbs, Pt. Pleasant  
 Lucy Blankensop, Wellsburg  
 T. A. Edwards, Weston  
 E. C. Whitehead, Wheeling

Nora F. Orrahood, Parkersburg  
 B. A. Koblegard, Weston  
 M. J. Schlesinger, Wheeling  
 George Patterson, Wellsburg  
 G. C. Dick, Charleston  
 C. S. Morton, Charleston  
 M. R. Frants, Fairmont  
 O. E. Parrish, Grafton  
 W. E. Deegan, Huntington  
 Roscoe Eakin, Morgantown  
 Georgia St. Clair, Mt. Hope  
 Miss Stella Fanto, Piedmont  
 J. H. McCoy, Sistersville  
 W. A. Edwards, Weston  
 Ralph Whitehead, Wheeling

#### WESTERN ALLIANCE REINSURANCE

#### WESTERN ASSURANCE

Ray Evans, Bluefield  
 E. C. Jones, Chareston  
 E. F. Jackson, Charleston  
 J. E. Burns, Charles Town  
 W. H. Keim, Elkins  
 Edw. Holbert, Fairmont  
 O. E. Parrish, Grafton  
 W. T. Fredeking, Hinton  
 Lee Justice, Logan  
 R. E. Mockler, Mannington  
 R. C. Grove, Martinsburg  
 W. P. McCue, Morgantown  
 Nora F. Orrahood, Parkersburg  
 Viola G. Cassidy, Weston  
 Anton Bieberson, Wheeling  
 H. S. Ellis, Huntington  
 D. J. Pancake, Huntington  
 H. K. Pancake, Huntington

B. R. Winkler, Charleston  
 C. C. Boston, Charleston  
 H. F. Rymer, Charleston  
 J. E. Stealey, Clarksburg  
 H. H. Keim, Elkins  
 R. M. Parrish, Grafton  
 Dora A. Schweickert, Hinton  
 J. G. Fredeking, Hinton  
 George Bryan, Logan  
 G. M. Bowers, Jr., Martinsburg  
 W. F. Naret, Morgantown  
 A. B. White, Jr., Parkersburg  
 T. J. Reid, Wellsburg  
 L. F. Haller, Wheeling  
 H. W. Gundling, Wheeling  
 J. F. Ellis, Huntington  
 P. C. Pancake, Huntington  
 J. T. Pancake, Huntington

#### WHEELING

H. L. Alexander, Martinsburg  
 E. M. Hoffman, Huntington  
 H. M. Ralston, Chester  
 R. E. Kidd, Clarksburg  
 G. H. Gordon, Clarksburg  
 J. A. Washington, Charles Town  
 C. C. Boston, Charleston  
 E. F. Jackson, Charleston  
 W. H. Warren, Weston  
 Henry F. Smith, Fairmont  
 Chas. Howard, Cameron  
 Paul Riedel, Benwood  
 Ruth C. Wood, Morgantown  
 J. T. Carter, Elm Grove  
 J. G. O'Connor, Elkins  
 W. M. Arnold, Elkins  
 A. B. White, Jr., Parkersburg  
 W. F. Alexander, Charles Town  
 J. E. Chic, Huntington

W. R. Miller, Wellsburg  
 C. S. Bradley, New Cumberland  
 G. W. Merschrod, Chester  
 A. L. Wetzel, Clarksburg  
 E. E. Cook, Charles Town  
 H. F. Rymer, Charles Town  
 A. A. Warren, Weston  
 Mary L. Nichols, Fairmont  
 C. C. Wright, Moundsville  
 H. W. Thompson, Moundsville  
 T. T. Huffman, Keyser  
 L. G. Medick, Wheeling  
 Chas. Hartmann, Wheeling  
 T. D. Wilmoth, Elkins  
 D. F. Moore, New Martinsville  
 Nora F. Orrahood, Parkersburg  
 Roy L. Pixler, Huntington  
 W. D. Casey, Wheeling

#### THE WORLD AUXILIARY

#### OSAKA MARINE AND FIRE

#### UNITED STATES LLOYDS

H. J. Mullarkey, Wheeling  
 C. P. Loury, Charleston  
 Samuel Logan, Parkersburg

Chas. Hardman, Charleston  
 J. F. Rusk, Charleston  
 F. L. Summers, Parkersburg

#### STATE ASSURANCE

J. S. Gibbs, Jr., Wheeling  
 D. W. Jacobs, Clarksburg  
 R. R. Payne, Charleston  
 C. R. Barnum, Huntington

J. W. Jacobs, Clarksburg  
 C. T. Hawkins, Charleston  
 D. E. Thomas, Fairmont

#### SUPERIOR FIRE

William V. Fischer, Wheeling



## STUYVESANT

DeWitt Gallaher, Charleston

G. E. Sutherland, Charleston

## UNION HISPANO AMERICANA—NEW YORK

PRUDENTIAL INSURANCE CO.—G. B.

## LIFE

## AETNA

F. H. Babb, Keyser  
 B. T. Call, Logan  
 J. B. Cowgill, Huntington  
 R. P. DeVan, Charleston  
 B. F. Dixon, White Sulphur Springs  
 G. E. Drummond, Buckhannon  
 D. D. Holts, Clarksburg  
 C. G. Hood, Fairmont  
 F. L. Jordan, Charles Town  
 John Kinkaid, Sistersville  
 H. R. Mayer, Welch  
 G. B. Morgan, Fairmont  
 Thomas Rutherford, Welch  
 G. R. Wysong, Charles Town  
 E. E. Cooke, Charles Town  
 W. H. Darnall, Mt. Hope  
 E. W. McNeill, Morgantown  
 Abraham Schwab, Charleston  
 H. L. Summers, Huntington  
 J. H. Wright, Bluefield  
 R. T. Hopkins, Princeton  
 Harry L. Walsh, Fairmont

N. O. Bacon, Charleston  
 P. R. Callahan, Wheeling  
 J. E. Cunningham, Pennsboro  
 G. C. Dick, Charleston  
 J. L. Dougan, Morgantown  
 E. N. Eddy, Fairmont  
 Oleta K. Holts, Clarksburg  
 U. I. Jenkins, Lost Creek  
 C. J. Killmeyer, Wheeling  
 J. F. Lemon, Cairo  
 F. J. McCoy, Sistersville  
 R. M. Parrish, Grafton  
 J. L. Wharton, Morgantown  
 H. L. Alexander, Martinsburg  
 W. E. Crooks, Keyser  
 E. W. Heisse, Morgantown  
 Roger Martin, Bramwell  
 E. L. Smith, Elkins  
 J. A. Thompson, Beckley  
 N. E. Degen, Wheeling  
 F. K. Bretz, Morgantown  
 W. F. Alexander, Charles Town

## ATLANTIC

W. D. Slaven, Williamson  
 G. B. Greider, Huntington  
 D. T. Kennedy, Huntington  
 A. O. Swink, Richmond, Va.  
 A. W. Douthat, Roanoke, Va.

W. W. Nunn, Huntington  
 S. H. Bowman, Huntington  
 J. A. Wade, Graham, Va.  
 G. D. Horton, Richlands, Va.  
 R. H. Woody, Welch

## BANKERS, IOWA

F. V. Bouie, Adamston  
 H. H. Brown, Huntington  
 C. J. Cumiskey, Cumberland, Md.  
 J. D. Fleming, Parkersburg  
 J. H. Hutchinson, Pt. Pleasant  
 H. A. Lawrence, Huntington  
 G. B. Sayre, Clarksburg  
 H. C. Walburn, Huntington  
 E. E. White, Madison  
 R. A. Wyland, Gary

E. C. Brooks, Charleston  
 B. L. Carper, Huntington  
 E. R. Fewell, Red House  
 C. T. Hawkins, Charleston  
 H. S. Johnson, Pt. Pleasant  
 J. G. Leidig, Pt. Pleasant  
 J. J. Stump, Cumberland, Md.  
 R. M. Waldron, Washington, D. C.  
 C. A. Wright, Williamson  
 W. W. Jaeger, Huntington

## BANKERS, NEBRASKA

C. C. Boston, Charleston  
 C. C. Cantner, Harrisville  
 J. B. Cowgill, Huntington  
 H. L. Ewing, Elkins  
 L. S. Gandy, Lester  
 S. A. Hubbard, Bluefield  
 F. T. Martin, Grafton  
 R. P. Nay, Pennsboro  
 L. V. Trimmer, Huntington  
 Hallie P. Bell, Charleston  
 Silas P. Smith, West Union  
 T. E. Vance, Logan

W. B. Browning, Holden  
 Silas Carpenter, Washburn  
 J. V. Dotts, Farmington  
 O. E. Freeman, Industrial  
 W. H. Hoffmeyer, Morgantown  
 Thomas Lambert, Pennsboro  
 H. R. Miller, Spencer  
 E. A. Williams, Middlebourne  
 F. J. Meisensahl, Huntington  
 F. M. A. Lawson, Elkins  
 C. W. Tallman, Pennsboro

## CLEVELAND

G. O. Baker, Sutton  
 J. S. Doyle, Charleston  
 J. E. Ford, Hinton  
 Rex Hall, Auburn  
 A. A. Hatton, Neola

E. L. Cowart, Charleston  
 L. L. Dunsmore, Sinks Grove  
 M. S. Griffith, Sod  
 L. H. Henshaw, Chelyan  
 C. F. House, Charleston

R. G. Jones, Berea  
W. S. Morris, East Bank  
L. S. Shoemaker, Charleston  
C. D. James, Sutton

J. Rex Lowther, Pullman  
J. E. Riffe, Orlando  
I. C. Trout, Charleston  
C. G. Perkins, Gassaway

#### CLOVERLEAF

J. T. Craft, Princeton  
J. W. Crites, Moorefield  
S. R. Bentley, Clarksburg  
O. W. Vandelinder, North Fork  
H. C. Duty, Logan  
S. S. Klein, Fairmont  
P. R. Guthrie, Huntington  
G. A. Bishop, Wheeling

M. V. Craft, Princeton  
R. W. Francis, Chelyan  
J. E. Lane, Charleston  
A. C. Johnson, Huntington  
John Toth, Jr., Coopers  
D. W. Franklin, Matoaka  
A. Watts, Beckley

#### COLUMBIAN NATIONAL

U. S. G. Anderson, Huntington  
H. C. Duty, Logan  
E. T. Kemper, Beckley  
A. L. Kouns, Huntington  
E. C. Proctor, Clarksburg  
E. E. Shaffer, Wheeling  
J. W. Yeager, Marlinton  
Geo. W. Hale, Kermit

W. H. Danaher, Huntington  
Thomas Hillery, Huntington  
C. E. Knight, Clarksburg  
Mrs. F. P. McAlhatten, Huntington  
E. S. Reeser, Huntington  
J. A. Thompson, Beckley  
Alonso Prince, Follansbee

#### COLUMBUS MUTUAL

Mrs. J. E. Crafton, Jr., Huntington  
C. A. Dehner, Chester  
D. S. Tennant, Fairmont  
Paul Mixey, Clarksburg  
S. A. Ryan, Fairmont  
M. C. Walker, Gormanian  
D. S. Griffith, Ceredo  
T. S. Berridge, Buffalo

Jos. Scott, So. Charleston  
W. H. Hall, Wheeling  
G. C. Garner, Huntington  
H. T. Rock, Wheeling  
D. I. Whiting, Clarksburg  
J. J. Beuter, Wheeling  
R. O. Mathews, Charleston  
McElroy Stewart, Morgantown

#### CONNECTICUT GENERAL

J. T. Blackwood, Milton  
B. P. Browning, Omar  
R. T. Bryarly, Winchester, Va.  
J. M. Cunningham, Beckley  
F. L. Jordan, Charles Town  
R. A. Layton, Morgantown  
R. L. Pixler, Huntington  
Kersley Wysong, Charles Town  
C. R. Pixier, Charleston

F. K. Brets, Morgantown  
H. R. Bryarly, Winchester, Va.  
J. E. Chic, Huntington  
J. L. Dougan, Morgantown  
C. J. Killmeyer, Wheeling  
C. L. Pitta, Huntington  
John Smeltser, Intermont  
G. L. Hannen, Clarksburg

#### CONNECTICUT MUTUAL

Mrs. Daisy Cokeley, Harrisville  
W. S. Glass, New Cumberland  
W. C. B. Moore, Charleston  
R. N. Odgin, Charleston  
W. P. Waldeck, Huntington  
Mrs. Louise B. DeNoon, Huntington  
J. E. Stehlin, Charleston  
R. E. Whittaker, Charleston

Miss Clara M. DeNoon, Huntington  
T. R. Moore, Charles Town  
A. G. Newby, Montgomery  
G. D. Pool, Williamson  
D. L. Ambler, Nitro  
J. S. Sherritt, Huntington  
C. R. Westlake, Wheeling

#### CONSERVATIVE LIFE

J. P. Altmeyer, Wheeling  
W. E. Baker, Clarksburg  
James Barker, Parkersburg  
S. J. Burch, Huntington  
W. H. Coleman, Iaeger  
H. P. Donley, Charleston  
S. W. Dean, Hinton

B. H. Atkinson, St. Marys  
Lola M. Bowles, Charleston  
H. T. Bumgarner, Elisabeth  
H. S. Clark, Wheeling  
E. V. Counell, Clarksburg  
H. J. Dickerson, Ravens Eye  
R. G. Dillard, Chelyan

W. W. Darrow, Moundsville  
D. B. Harmon, Hambleton  
H. C. Huffman, Whitner  
J. A. Justice, Milton  
D. E. Lloyd, Charleston  
J. R. Keller, Ravenswood,  
M. L. McMullen, Huntington  
O. F. Prunty, Parkersburg  
Carl Sobanski, Wheeling  
A. L. Torry, Morgantown  
H. C. Crago, Wheeling  
R. W. Francis, Chelyan  
G. W. Martin, Elkins

J. W. Grimm, Middlebourne  
W. B. Huffman, Kanawha Station  
V. H. Halstead, Charleston  
S. R. Killingsworth, Parkersburg  
A. G. Martin, Fairmont  
D. V. Moyle, Elkins  
E. L. Peters, Wheeling  
J. M. Stark, Clarksburg  
H. W. Scott, Fairmont  
C. V. Miller, Moundsville  
Graefe Halstead, Cauley Bridge  
S. W. Goode, Charleston  
S. A. Martin, Burnsville

J. A. Westfall, Camden  
 C. P. Ridge, Williamstown  
 H. C. Lane, Wheeling  
 A. C. Peters, Barnsville, Ohio  
 E. T. Powell, Clarksburg  
 J. F. Shaffer, Morgantown

P. R. Guthrie, Huntington  
 F. T. Martin, Grafton  
 J. C. Crooks, Marietta, Ohio  
 J. R. Lilly, Huntington  
 J. B. Bowman, Huntington  
 B. F. Pipes, Middlebourne

**CONTINENTAL ASSUR.**

H. F. Rymer, Charleston

**CONTINENTAL LIFE INS.**

W. F. Folk, Clarksburg  
 T. E. I. O'Donnell, Wheeling  
 C. C. Twigg, Clarksburg

F. B. Mayer, Terra Alta  
 H. T. Rock, Wheeling  
 C. M. Powel, Clarksburg

**EQUITABLE LIFE ASSURANCE**

G. A. Bishop, Wheeling  
 T. A. Brady, Wallace  
 I. D. Barker, Montrose  
 H. F. Bender, Gassaway  
 H. Y. Clark, Fairmont  
 R. P. DeVan, Charleston  
 D. F. Dienna, Clarksburg  
 J. T. Fonner, Middlebourne  
 C. B. Goodwin, Weston  
 F. J. Goebel, Parkersburg  
 B. D. Grandstaff, Harrisville  
 L. C. Huffman, Charleston  
 C. W. Harold, Beckley  
 E. A. Hawse, McCaulley  
 Elliott Harvey, Parkersburg  
 T. J. Humphrey, Wheeling  
 W. D. Judy, Flemington  
 A. E. Klingel, Williamson  
 B. F. King, Princeton  
 R. C. Keyes, Salem  
 E. L. Licklider, Shepherdstown  
 J. T. Link, Parkersburg  
 L. D. Lowther, Salem  
 J. H. Lazear, Wheeling  
 R. A. Lee, Kingston  
 C. W. McCormick, Parkersburg  
 J. T. Murphy, Grafton  
 V. N. McPherson, Parkersburg  
 O. I. Myers, Fairmont  
 A. C. Morrison, Salem  
 J. E. Overton, Cairo  
 L. B. Parrock, Terra Alta  
 J. E. Riley, St. Marys  
 H. E. Roush, Pt. Pleasant  
 C. T. Riley, Keyser  
 K. B. Sexton, Buckhannon  
 C. G. Steele, Morgantown  
 H. M. Smith, Renick  
 J. E. B. Sweeney, Huntington  
 T. B. Sweeney, Wheeling  
 J. W. Stayman, Keyser  
 G. J. Thompson, Alderson

S. H. Battin, Parkersburg  
 Leslie Bayless, Charleston  
 R. G. Boggs, Spencer  
 T. E. Carney, Weston  
 G. S. Callaghan, Glenville  
 W. M. Downs, Fairmont  
 E. B. Eskew, Mt. Hope  
 H. M. Fawley, Clarksburg  
 W. B. Golden, Flatwoods  
 W. B. Grimm, Shinnston  
 L. E. Huffman, Charleston  
 L. C. Halbritter, Tunnelton  
 R. L. Henderson, Martinsburg  
 W. R. Hayes, Oak Hill  
 J. A. Huffman, Charleston  
 C. C. James, Martinsburg  
 S. W. Johnson, Grafton  
 G. W. Kern, Wheeling  
 A. S. Keyes, Middlebourne  
 G. A. Keifer, Parkersburg  
 C. S. Lawson, Clarksburg  
 H. M. Locke, St. Marys  
 G. M. Lehw, Fairmont  
 H. T. Licklider, Shepherdstown  
 A. P. Morrison, Clarksburg  
 C. S. Morton, Charleston  
 Luke McDowell, Keyser  
 T. E. Maxwell, Morgantown  
 T. B. Morrison, Salem  
 V. E. Myers, Moundsville  
 Miss Frankie Pearoy, Clarksburg  
 W. F. Peyton, Wheeling  
 G. B. Ramsey, Philippi  
 C. S. Riffe, Hinton  
 D. K. Richardson, Charleston  
 J. D. Shepherd, Wheeling  
 R. H. Stewart, Mannington  
 S. H. Smith, Wheeling  
 J. McF. Sweeney, Wheeling  
 A. M. Sowers, Morgantown  
 G. W. Tavenner, Parkersburg  
 F. M. Tuttle, New Martinsville

A. B. Wakenight, Martinsburg  
 E. A. Whiting, Parkersburg  
 F. A. Yoke, Piedmont  
 S. F. Eskew, Mt. Hope  
 James Piner, Wellsburg  
 G. W. Johnson, Ripley  
 C. L. Henderson, Ravenswood  
 D. H. Welday, Wellsburg  
 O. H. Spencer, Charleston

L. P. Walker, Ridgeley  
 R. R. Woolf, Charleston  
 F. R. Yoke, Weston  
 I. F. Dempsey, Wheeling  
 Fred Sigrist, Wheeling  
 E. J. Crowell, Wheeling  
 T. T. Andrews, Wheeling  
 J. D. Freeman, Wheeling

**EQUITABLE LIFE INSURANCE**

Roy Bailey, Clarksburg  
 W. D. Burkett, Clarksburg  
 C. W. Carnes, Clarksburg  
 A. C. Coleman, Wheeling  
 H. F. Dunn, Beach Bottom  
 J. S. Evans, Clarksburg  
 D. W. Fortney, Grafton  
 T. H. Freeman, Clarksburg  
 F. E. Glenn, Mamyka  
 S. S. Hartwell, Fairmont

E. J. Baron, Fairmont  
 L. E. Carl, Wheeling  
 L. J. Coffman, Clarksburg  
 E. J. Danner, Bellaire, Ohio  
 M. E. Dyson, Fairmont  
 W. G. Evans, Wheeling  
 W. R. Frame, Morgantown  
 H. E. Gasmire, Wellsburg  
 Frank Gribble, Morgantown  
 John Hoskins, Morgantown

J. H. Jenkins, Wheeling  
 M. J. Kasun, Wheeling  
 J. M. Kelley, Wheeling  
 Ivan Leavey, Wheeling  
 E. H. Markwood, Fairmont  
 J. T. Murrell, Wheeling  
 H. W. Nichols, Wheeling  
 H. M. Smith, Morgantown  
 W. C. Williamson, Wheeling

A. R. Jones, Morgantown  
 H. F. Kelley, Bellaire, Ohio  
 T. A. Kingsbury, Fairmont  
 A. W. Lewis, Wheeling  
 Paul Mixey, Gypsy  
 J. C. Myers, Clarksburg  
 L. J. Preston, Morgantown  
 J. D. Ullom, Farmington  
 C. A. Yocke, Warwood

**FIDELITY MUTUAL**

Clason Graham, Berkeley Springs  
 J. C. Hupp, Fairmont  
 J. D. Kibler, Parkersburg

O. E. Heldreth, Wallace  
 W. S. Marshall, Lost City

**GEORGE WASHINGTON**

C. M. Agnew, Charleston  
 Harry Bekenstein, Charleston  
 W. V. Christian, Glen Alum  
 F. V. Cooper, Athens  
 C. L. Davis, Smithton  
 J. F. Garrett, Clarksburg  
 E. L. Hash, Itman  
 M. A. Holliday, Clarksburg  
 Elizabeth Jones, Pt. Pleasant  
 G. W. McQuain, Clarksburg  
 Z. A. Petty, Beckley  
 Allie Roberts, Mt. Zion  
 J. G. Young, Pennsboro  
 J. H. Davis, Cairo

R. L. Bartlett, Salem  
 J. I. Chafin, Williamson  
 W. N. Cole, Huntington  
 J. L. Core, Wheeling  
 L. R. Fetty, Clarksburg  
 F. B. Harrison, Haywood  
 T. P. Hill, Middlebourne  
 H. W. Hanna, Charleston  
 Harry B. Kincaid, Clarksburg  
 M. J. Mills, Kenova  
 G. A. Ritter, Princeton  
 O. D. Snyder, Clarksburg  
 J. E. Peck, Logan

**GUARDIAN**

F. B. Bartlett, Clarksburg  
 C. G. Camden, Parkersburg  
 James Finlison, Richwood  
 E. C. Linger, Parkersburg  
 W. L. Smith, Charleston  
 L. C. Swiger, Shinnston  
 B. H. Atkinson, St. Marys  
 Mrs. Kate Leonard, Parkersburg

B. R. Bretney, Parkersburg  
 Rolla Camden, Parkersburg  
 E. R. Kingsley, Parkersburg  
 R. A. Ritchie, Fairmont  
 J. H. Swadley, Keyser  
 J. H. Leonard, Parkersburg  
 E. M. Richards, Parkersburg

**HOME**

Miss M. V. Bell, Richlands  
 D. H. Billups, Crum  
 R. T. Bryarly, Winchester, Va.  
 W. M. Hale, Kermit  
 J. F. Laise, Bunker Hill  
 Thomas Miller, Elkhorn  
 R. W. Sheppard, Huntington  
 Miss Hattie W. Snyder, Martinsburg  
 F. A. West, Williamson  
 Kersley Wysong, Charles Town

R. A. Bickel, Huntington  
 H. R. Bryarly, Winchester, Va.  
 R. C. Green, Winchester, Va.  
 F. L. Jordan, Charles Town  
 M. A. Little, Martinsburg  
 I. J. Partlow, Keystone  
 John Smeltzer, Interment  
 J. M. Swope, Welch  
 F. C. Wright, Hagerstown, Md.  
 D. H. Hamrick, Clarksburg

**INTERNATIONAL**

Walter Barger, Clarksburg  
 Hugh Dunn, Richwood  
 D. D. Weaver, Fairmont  
 W. J. Yeager, Marlinton  
 B. W. Day, Elkins  
 W. H. Cobb, Elkins  
 Lawrence Hawkins, Shinnston  
 E. G. Meyer, Davis  
 C. L. Pearcy, New Milton

I. Brennan, Moundsville  
 O. K. Sutton, Charleston  
 Albert Wilt, Elkins  
 W. C. Armentrout, Elkins  
 S. W. Pickens, Weston  
 S. F. Davis, Parsons  
 H. H. Keim, Elkins  
 C. C. McKinley, Parkersburg

**JEFFERSON STANDARD**

J. F. Bennett, Parkersburg  
 L. S. Carter, Charleston  
 C. C. Cleavenger, Spencer  
 B. N. Crawford, Huntington  
 B. B. Den, Salem  
 A. M. Grabill, Charleston  
 J. H. Keyes, Clarksburg  
 J. H. McCoy, Richwood  
 C. C. Hildebrand, Morgantown  
 H. C. Peck, Huntington  
 F. G. Radabaugh, Belington

C. C. Brotton, Leroy  
 J. E. Chance, Clarksburg  
 A. B. Cole, Fairmont  
 R. E. Davis, Morgantown  
 R. N. Edelen, Clarksburg  
 R. J. Harrah, Richwood  
 F. F. McCauley, Sistersville  
 W. L. Hickman, Parkersburg  
 C. D. Minor, Fairmont  
 R. S. Pettit, Clarksburg  
 J. M. Reedy, Beckley

R. F. Riddle, Clarksburg  
 R. L. Rose, Hinton  
 P. W. Shaw, Huntington  
 D. P. Wren, Parkersburg  
 J. R. Mallory, Parkersburg

L. G. Roop, Fairmont  
 H. R. Shaffer, Williamson  
 W. A. Stalnaker, Clarksburg  
 R. C. Young, Charleston

**JOHN HANCOCK**

Homer T. Alabaugh, Berkeley Springs  
 A. R. Campbell, Wheeling  
 J. C. McCulley, McMechen  
 W. R. Smith, Great Cacapon  
 J. E. Crouse, Charleston  
 K. M. Gillespie, White Sulphur Springs  
 A. L. Graves, Montcalm  
 C. M. Higgins, Beckley  
 J. K. Lang, Lewisburg  
 E. L. Logan, Charleston  
 Roscoe C. Mullins, Charleston  
 E. H. Phipps, Cliff Top  
 S. E. Taylor, Thurmond  
 W. J. Wiley, Bluefield  
 W. T. Jones, Huntington  
 R. E. Thornburg, Huntington

P. R. Callahan, Wheeling  
 W. R. Chapman, Morgantown  
 C. H. McKisic, Clarksburg  
 J. E. Bird, Charleston  
 L. E. Frantz, Mullins  
 A. M. Grabill, Charleston  
 E. C. Guinn, Charles Town  
 W. D. Laidley, Oak Hill  
 Moody Lilly, Bluefield  
 G. C. Morgan, Jr., Lewisburg  
 K. J. O'Dell, Charleston  
 B. M. Stone, English  
 O. L. Walton, Oak Hill  
 C. W. Cammack, Huntington  
 W. L. Reece, Huntington  
 D. E. Thomas, Fairmont

**KENTUCKY CENTRAL L. AND A.**

W. E. Jones, Huntington  
 W. D. Jones, Charleston  
 William Smith, Charleston  
 H. W. Fry, Charleston  
 G. L. Moran, Charleston  
 Okey Morton, Montgomery  
 L. R. Smith, Huntington  
 E. A. Lowry, Charleston

Burke Haynes, Charleston  
 W. H. Brandt, Charleston  
 C. E. Dixon, Charleston  
 M. G. Wills, Charleston  
 M. T. Cramer, Charleston  
 J. T. Cross, Parkersburg  
 J. M. Speed, Huntington  
 O. E. McCarty, Charleston

**KNIGHT TEMPLARS AND MASONIC**

D. R. Nickell, Lewisburg

J. M. Eilers, Cincinnati, Ohio

**LIFE INSURANCE COMPANY OF VIRGINIA**

W. C. Ryan, Wheeling  
 E. J. Carroll, Wheeling  
 C. Yertzell, Wheeling

M. B. Hooker, Wheeling  
 W. L. Bauerle, Wheeling  
 M. A. Schoenthal, Wheeling

**LINCOLN NATIONAL**

S. J. Payne, Charleston  
 U. B. Higdon, Charleston  
 C. F. Haynes, Charleston  
 Clyde Leach, Gassaway  
 H. D. Rutter, Charleston  
 W. S. Malott, Williamson  
 R. R. Bell, Charleston  
 R. C. Boggs, Rock Cave  
 Roy Reed, Dunbar  
 J. H. McConihay, East Bank  
 John Claypool, Logan  
 O. L. Stone, Thurmond

J. F. Gore, Peytonia  
 S. J. C. Moore, Charleston  
 C. F. Lyda, Mt. Hope  
 D. C. Robinette, Charleston  
 J. E. Staehlin, Charleston  
 Jas. A. Stratton, Williamson  
 J. G. Burdette, Huntington  
 J. Q. Stover, Beckley  
 L. C. Harmison, Mt. Lake Park, Md.  
 Wallace Kirk, S. Charleston  
 J. G. Ridinger, Mt. Hope  
 Roy Reed, Dunbar

**MANHATTAN****MARYLAND ASSURANCE**

R. B. Adams, Burnsville  
 J. G. Finley, Wheeling  
 J. E. Pierson, Gassaway

O. H. Garvin, Wheeling  
 E. M. Hoffman, Huntington

**MARYLAND LIFE**

J. P. Briscoe, Charles Town  
 W. O. Norris, Charles Town

J. G. Matney, Princeton  
 W. S. Reid, Princeton

**MASSACHUSETTS MUTUAL LIFE**

H. F. Anderson, Parkersburg  
 R. S. Beckner, Parkersburg  
 W. F. Bridges, Idamay  
 V. G. Cassidy, Weston  
 W. B. Crookshanks, Charleston  
 A. E. Dearman, Reedy  
 W. J. Frazier, Logan

R. C. Andrews, Clendenin  
 J. W. Blakely, Welch  
 C. W. Brown, Buckhannon  
 A. L. Comrey, Charleston  
 D. F. Dean, Parkersburg  
 C. C. Hanigan, Brown  
 G. P. Frey, Parkersburg

O. F. Graham, Fairmont  
 C. L. Heater, Gassaway  
 L. C. Hoffheimer, Clarksburg  
 M. E. Hudgins, Charleston  
 L. H. Jarrett, So. Charleston  
 J. B. Kibler, Parkersburg  
 S. D. Kirk, Hillsboro  
 C. M. Linger, Jane Lew  
 C. J. McDonie, Yates  
 F. W. Pendleton, Welch  
 C. Warden Phippen, Charleston  
 J. D. Rake, Richwood  
 Winter Scott, Bluefield  
 J. L. Silcott, Parkersburg  
 J. B. Smith, Williamson  
 Christy Sneed, Grandview  
 J. C. Summer, Welch  
 S. A. Dans, Marietta, Ohio  
 O. R. Bush, Charleston  
 J. S. Sherritt, Marietta, Ohio  
 C. A. Brown, McGraw  
 Mrs. Grace D. Linger, Clarksburg  
 Leroy H. Martin, Haywood

M. C. Hammond, Welch  
 E. H. Hinch, Martins Ferry, Ohio  
 D. D. Holt, Clarksburg  
 A. D. Hutton, Clarksburg  
 R. M. Kent, Coopers  
 F. A. Kiger, Marietta, Ohio  
 R. D. Londeroe, Charleston  
 W. M. Lynch, Charleston  
 D. D. Myers, Martinsburg  
 Zeda P. Pennywitt, Huntington  
 W. C. Porter, Longsore  
 W. H. Rogers, Brown  
 E. R. Shannon, Beckley  
 C. M. Small, Shinnston  
 Silas P. Smith, West Union  
 J. Q. Stover, Beckley  
 A. G. Holt, Jr., Kenova  
 M. M. Maloney, Charleston  
 H. C. Corbett, Waverly  
 F. W. Rogers, Hartford, Conn.  
 C. W. Davis, Charleston  
 J. B. Alderson, Charleston

## METROPOLITAN

C. A. Bayne, Bluefield  
 T. M. Campbell, Flat Top  
 M. V. Craft, Crumpler  
 Earl V. Enlon, Bluefield  
 J. C. Harmon, Bluefield  
 C. F. Hutchinson, Bluefield  
 R. A. Tilson, Bluefield  
 L. P. Abell, Beckley  
 S. O. Bird, South Charleston  
 H. H. Hunter, Charleston  
 R. F. Lanham, Charleston  
 Roy Lutz, St. Albans  
 O. O. Maddox, Charleston  
 C. R. Pixler, Charleston  
 W. M. Runyan, Charleston  
 C. W. Wood, Charleston  
 W. H. Adair, Grafton  
 F. H. Chippe, Morgantown  
 W. T. Connally, Weston  
 W. S. Cuppett, Morgantown  
 F. L. Fast, Fairmont  
 A. H. Freeman, Clarksburg  
 E. C. Graham, Clarksburg  
 J. H. Horr, Clarksburg  
 W. F. Long, Clarksburg  
 J. H. McCray, Clarksburg  
 J. C. Mehalic, Morgantown  
 J. W. Newman, Clarksburg  
 Ralph Pepper, Clarksburg  
 F. G. Southern, Nutters Fork  
 D. L. Swiger, Clarksburg  
 G. T. Vance, Grafton  
 R. G. Yoak, Grafton  
 C. M. Browning, Logan  
 W. D. Browning, Logan  
 Wilbur Dare, Huntington  
 L. V. Grant, Huntington  
 Leonard Harmon, Hetsel  
 J. F. Hines, Huntington  
 Arthur Kelley, Huntington  
 N. M. Moore, Huntington  
 W. R. Smith, Huntington  
 L. C. Ullrich, Huntington  
 W. H. Ash, Parkersburg  
 L. J. Florence, Parkersburg  
 L. D. Laughlin, Parkersburg  
 W. B. Miller, New Haven  
 C. H. Powell, Parkersburg  
 Clarence Woodyard, Parkersburg  
 S. C. Bigler, Bridgeport, Ohio  
 H. R. Clark, Martins Ferry  
 Robert Clark, Wheeling  
 T. J. Daugherty, Wheeling  
 S. K. Goodwin, Wheeling  
 C. F. Hassner, New Martinsville  
 C. A. Kesseler, Moundsville  
 Robert Linn, Wheeling  
 Chas. Marsh, Warwood

T. L. Brown, Kimball  
 J. T. Craft, Princeton  
 E. L. Durham, Welch  
 R. M. Griffith, North Fork  
 J. H. Hicks, Bluefield  
 B. A. Lambert, Crumpler  
 C. W. Wheeler, Elkhorn  
 M. A. Bird, Charleston  
 W. A. Fisher, Charleston  
 W. A. Johnson, Charleston  
 T. P. Lockett, Handley  
 W. W. McClure, Charleston  
 G. R. Pennington, Charleston  
 W. A. Robinson, Charleston  
 C. C. Welling, Charleston  
 W. B. Hanley, Cedar Grove  
 G. E. Bennett, Grafton  
 J. M. Colebank, Fairmont  
 R. O. Cook, Clarksburg  
 L. G. Eisenhardt, Morgantown  
 S. O. Feaster, Clarksburg  
 C. W. Goff, Clarksburg  
 J. A. Groves, Clarksburg  
 L. L. Ice, Fairmont  
 T. K. McClung, Clarksburg  
 O. O. Manley, Clarksburg  
 O. J. Morrison, Weston  
 H. L. Nye, Grafton  
 E. A. Reider, Clarksburg  
 J. H. Stephenson, Clarksburg  
 L. C. Swiger, Morgantown  
 A. M. Williams, Buckhannon  
 Lawrence Atkinson, Huntington  
 S. W. Browning, Logan  
 D. F. Curran, Huntington  
 C. E. Gibson, Huntington  
 H. R. Griffith, Huntington  
 R. N. Hepler, Huntington  
 F. L. Jackson, Huntington  
 H. C. McCorkle, Huntington  
 J. E. Mullins, Ceredo  
 J. A. Tyner, Logan  
 Marshall Browning, Logan  
 R. C. Coe, Williamstown  
 O. S. Hendershot, Parkersburg  
 Karl Law, Parkersburg  
 I. C. Petty, Parkersburg  
 W. L. Power, Belpre, Ohio  
 O. M. Williams, Parkersburg  
 E. C. Brinkman, Parkersburg  
 R. J. Clark, Wheeling  
 A. J. Crunelle, Bellaire, Ohio  
 H. D. Gilbert, Bridgeport, O.  
 J. H. Gould, Wheeling  
 J. I. Havercamp, Wheeling  
 J. C. Keyser, Martins Ferry  
 H. D. Lutes, Moundsville  
 G. E. Murphy, Wheeling

J. P. O'Neill, Elm Grove  
 J. L. Roney, Martins Ferry, Ohio  
 Samuel Weizer, Bellaire, Ohio  
 J. T. Ambrose, Hagerstown, Md.  
 J. K. Grubb, Piedmont  
 I. S. Kilmer, Martinsburg  
 W. B. Licklider, Martinsburg  
 C. T. Martin, Martinsburg  
 C. G. Triessler, Hagerstown, Md.  
 C. J. Adams, Elkins  
 C. M. Fletcher, Keyser  
 A. F. Johnson, Keyser  
 W. S. Keller, Keyser  
 S. C. Rice, Piedmont  
 W. A. Smith, Elkins  
 Joe Waggoner, Elkins  
 W. B. Dalrymple, Steubenville, Ohio  
 R. O. Lewellyn, Wellsburg  
 James Sferra, Steubenville, O.  
 J. P. Flippo, Covington, Va.  
 T. H. Hedricks, Hinton  
 R. S. Thompson, Bluefield  
 Julius Ludman, Cleveland, Ohio  
 J. F. Mahan, Roselindale, Mass.  
 B. L. Crane, Huntington  
 Lucien T. Winegar, Bluefield  
 J. E. Henry, Salem  
 H. J. Holdridge, Cumberland, Md.  
 G. C. Norton, Shadyside, Ohio  
 Andrew Schehl, Jr., Wheeling  
 T. J. Williams, Steubenville, Ohio  
 Ida Rene Lucas, Huntington

J. V. Pixler, Wheeling  
 J. D. Shaw, Sistersville  
 E. F. Brosche, Wheeling  
 A. R. Fulk, Martinsburg  
 O. L. Jamison, Winchester, Va.  
 C. R. Lefever, Charles Town  
 C. E. Main, Martinsburg  
 D. R. Shugert, Charles Town  
 James Van Kerns, Martinsburg  
 J. W. Alger, Hambleton  
 H. B. Hill, Beryl  
 A. T. Johnson, Cumberland, Md.  
 E. S. Powers, Elkins  
 C. A. Sell, Piedmont  
 C. H. Sprague, Kitzmiller  
 Isaac Brown, Wellsburg  
 C. T. Koslick, Weirton  
 A. L. Schneider, East Liverpool, O.  
 E. C. Wells, Wellsburg  
 W. H. Hall, Staunton, Va.  
 Lee B. Durstine, New York City  
 E. E. Dancer, Toledo, Ohio  
 E. W. Ross, Henderson, Ky.  
 W. J. Ellis, Smithers  
 H. C. Atkinson, South Charleston  
 T. R. Warden, Wheeling  
 A. A. Ames, Wheeling  
 S. B. Armstrong, Charleston  
 G. R. Shepherd, Wheeling  
 G. C. Crook, Wheeling  
 C. H. Loudon, South Charleston  
 Ernest E. Toler, Freeman

#### MICHIGAN MUTUAL LIFE

G. E. Bryan, Logan  
 T. R. Burgess, Folsom  
 Minnie D. Freeman, Clarksburg  
 William Hornor, Clarksburg  
 Kirk King, Clarksburg  
 C. J. Sammas, Clarksburg  
 P. G. Selvey, Grafton  
 R. S. Sturm, Clarksburg  
 N. E. Whyte, Clarksburg  
 W. D. Sailer, Lane Lew  
 C. L. Heater, Gassaway  
 H. S. Clark, Wheeling  
 A. J. Massaner, Charleston

H. G. Bailey, West Union  
 W. B. Flint, Salem  
 E. Y. Hendrix, Wheeling  
 Lee Justice, Logan  
 D. B. McDonald, Bridgeport  
 H. W. Scott, Fairmont  
 O. O. Sturm, Clarksburg  
 A. C. Swain, Parkersburg  
 S. M. Yoko, Mannington  
 M. H. King, Charleston  
 C. W. Wolfe, Kingwood  
 E. S. Hamric, Simpson

#### MISSOURI STATE

T. E. Ballard, Peterstown  
 W. D. Church, Wheeling  
 P. C. Jensen, Wheeling  
 C. C. Paull, Wheeling  
 Wm. Waggy, Erbacon

O. H. Ballard, Princeton  
 H. G. Hoffman, Wheeling  
 Henry T. Merriman, Wellsburg  
 T. E. Vance, Logan  
 E. E. Huddleston, Beckley

#### MUTUAL BENEFIT

H. B. Barnes, Fairmont  
 G. L. Hannen, Clarksburg  
 A. J. Kincaid, Montgomery  
 E. A. Meyerson, Huntington  
 C. F. Morris, Charleston  
 C. W. Reed, Wheeling  
 C. H. Senseney, Petersburg  
 Silas Walker, Reedy  
 Mrs. Ella Jacobs, Wheeling  
 O. C. Sanders, Terra Alta  
 Landon Burris, Williamson  
 H. V. Roberts, Wheeling  
 Simms Powell, Parkersburg

L. E. Crowder, Covington, Va.  
 W. L. Hoffman, Elisabeth  
 E. G. Kyle, Wheeling  
 C. E. Miller, Morgantown  
 R. B. Phillips, Clarksburg  
 H. A. Roush, Millwood  
 G. C. Sullivan, Huntington  
 Albert Waser, Wheeling  
 Henry Jacobs, Wheeling  
 D. S. Twobig, Charleston  
 M. M. Echols, Holden  
 D. J. Davis, Salem  
 Kenneth Coleman, Clarksburg

#### MUTUAL LIFE—NEW YORK

E. E. Cook, Charles Town  
 J. H. Hawkins, Wardensville  
 R. M. Hiner, Moorefield  
 A. J. Keenan, Keyser  
 J. W. Park, Petersburg  
 C. E. Riley, Romney  
 H. M. Speicher, Accident, Md.  
 G. K. Wysong, Charles Town  
 C. C. Anderson, Morgantown

A. J. Ewers, Romney  
 H. C. Hodges, Keyser  
 F. C. Kaylor, Petersburg  
 Wm. McCoy, Franklin  
 W. D. Porter, Hyattsville, Md.  
 I. D. Smith, Peterburg  
 T. O. Winters, Gormanias  
 W. D. R. Annan, Newsburg  
 W. A. Arnold, Elkins

C. B. Asbury, Fairmont  
 P. G. Billingsley, Fairmont  
 W. R. Burdette, Lewisburg  
 J. A. Braks, Buckhannon  
 W. H. Cobb, Elkins  
 W. L. Drain, Pullman  
 J. G. Fredaking, Hinton  
 O. H. Gall, Belington  
 D. C. Graham, Morgantown  
 J. E. Harris, Ronceverte  
 G. B. Henthorn, Paduca City  
 F. C. Holland, Mullins  
 T. E. Keller, Middlebourne  
 J. C. LaRue, Durbin  
 F. C. Lawrence, Wheeling  
 B. W. Miller, Parkersburg  
 G. E. McGlasson, Charleston  
 E. L. Neale, Huntington  
 A. L. Neale, Pt. Pleasant  
 B. A. Pyles, Littleton  
 C. D. Parrish, Salem  
 L. M. Sutton, Clarksburg  
 C. L. Stacy, Bluefield  
 L. C. Satterfield, Fairmont  
 R. M. Thomasson, Spencer  
 H. H. Williamson, Williamson  
 R. J. Wilson, Fairview  
 G. N. Yoho, Cameron  
 J. E. Robinson, Wheeling  
 W. E. Culp, New Martinsville  
 Earl Dixon, Masontown  
 Oscar Wright, Grafton  
 Miss Ella Muncey, Parkersburg  
 E. M. Marshall, Sunlight  
 Leroy R. Stover, Wheeling  
 T. H. Eddy, Fairview  
 R. S. Dawkins, Parkersburg  
 E. R. Bucklew, Terra Alta  
 George Baird, Wheeling  
 C. W. Brown, Buckhannon  
 K. E. Burko, Terra Alta  
 H. O. Curry, Ronceverte  
 G. E. Drummond, Buckhannon  
 H. C. Foster, Hinton  
 H. F. Givens, Upper Glade  
 Ohley Graham, Fairmont  
 J. J. Hamrick, Huntington  
 H. M. Horr, Ronceverte  
 B. L. Holland, Logan  
 Wm. Hoefling, Parkersburg  
 E. N. LaRue, Dunbar  
 W. F. Lipscomb, Parsons  
 T. H. McCulloch, Wheeling  
 C. A. Miller, Terra Alta  
 J. C. McGorom, Williamson  
 G. H. Newcomer, Charleston  
 C. A. Peregory, Parkersburg  
 Howard Phipps, Beckley  
 F. N. Stewart, Mullins  
 G. W. Stennett, Hinton  
 R. M. Steele, Alderson  
 F. H. Shannon, Salem  
 C. L. Van Valey, St. Marys  
 T. B. Wilmoth, Elkins  
 T. R. Watson, Masontown  
 J. G. O'Connor, Elkins  
 Altie C. Atha, Mannington  
 J. I. Jordan, Milton  
 B. A. Rapp, Renick  
 C. W. Bivens, Williamsburg  
 O. D. Morton, Camden-on-Gauley  
 G. C. Perkins, Wheeling  
 G. H. LaRue, Rainelle  
 Louise Newman, Logan  
 J. M. Payne, Matoaka

#### NATIONAL BENEFIT

J. A. Brown, Bluefield  
 J. M. Boswell, Huntington  
 T. W. Chiles, Montgomery  
 J. A. Franklin, Charleston  
 J. A. Hickenbotam, Clarksburg  
 R. W. Johnson, Fairmont  
 A. L. Lee, Huntington  
 P. V. Renfroe, Clarksburg  
 E. K. Tuck, Fairmont  
 W. L. Watson, Fairmont  
 J. W. Baylor, Charles Town  
 R. D. Floyd, Plus  
 C. C. Johnson, Bluefield  
 H. D. Lee, Charleston  
 S. B. Moore, Institute  
 E. E. Purnell, Charleston  
 S. P. Young, Milburn  
 J. B. Butler, Bluefield  
 E. L. Conner, Alderson  
 M. L. Fairfax, Charleston  
 B. H. Hall, Charleston  
 B. P. Irving, Fairmont  
 J. H. Lancaster, Fairmont  
 L. S. Nevill, Bluefield  
 W. S. Saunders, Smithers  
 L. B. Thornton, Fairmont  
 H. A. Williams, Clarksburg  
 P. S. Crane, Martinsburg  
 W. C. Glover, Wheeling  
 W. S. Johnson, Charleston  
 B. W. Payne, Beckley  
 E. E. Pinkard, Bramwell  
 Flint White, Hinton

#### NATIONAL L. & A.

H. P. Bryan, Wheeling  
 O. E. Atkins, Huntington  
 J. L. Jordan, Huntington  
 R. C. Berry, Charleston  
 C. W. Harris, Huntington  
 B. B. Castleberry, Weirton  
 W. H. Johnson, Huntington  
 F. Hutchinson, Charleston  
 S. O. Kelley, Charleston

#### NATIONAL LIFE—MONTPELIER, VT.

P. F. Carney, Orlando  
 T. O. Fling, Greenbank  
 L. H. Mills, Huntington  
 H. J. Rardin, Huntington  
 C. S. Schlesinger, Wheeling  
 J. H. Rohrbaugh, Belington  
 L. B. Chambers, Huntington  
 R. J. Kraus, Weston  
 W. G. Moran, Clarksburg  
 J. C. Rardin, Huntington  
 M. J. Schlesinger, Wheeling

#### NEW ENGLAND MUTUAL

L. E. Davis, Curtin  
 W. P. Kincaid, Summersville  
 P. W. Conroy, Pittsburgh, Pa.  
 A. R. Suter, Sistersville  
 Miss Pearl Brammer, Bluefield  
 G. R. Harbert, Salem  
 C. S. McKinney, Beckley  
 L. R. F. Preys, Evenwood  
 H. S. Winn, Roanoke, Va.



## NEW YORK

F. E. Armbruster, Wheeling  
 S. R. Bentley, Clarksburg  
 Mrs. E. F. Campbell, Charles Town  
 P. A. Deacon, Williamson  
 S. L. Deininger, Wheeling  
 W. M. Ferrell, Matoaka  
 W. C. Given, Bluefield  
 J. E. Howell, Keyser  
 Anna Ruth Kelley, Fairmont  
 C. E. Lawhead, Ft. Pleasant  
 J. G. Litz, Bluefield  
 A. H. Moore, Huntington  
 B. W. Morris, Parkersburg  
 C. H. Quensel, Morgantown  
 C. P. Ridge, Williamstown  
 W. A. Springer, Wheeling  
 J. A. Stover, Beckley  
 W. H. Teets, Terra Alta  
 J. A. Veach, Romney  
 H. G. Wolfe, Salem  
 J. B. Kuhn, Clarksburg  
 Samuel Sheets, Seebert  
 Rose B. Johnson, Bramwell  
 C. E. Browning, Logan  
 P. H. Skipper, Steubenville, Ohio  
 G. D. Harvey, New Matamoras, Ohio

F. E. Armbruster, Jr., Wheeling  
 Bert Bradford, Pennsboro  
 J. R. Dawson, Fairmont  
 J. A. DeGruyter, Jr., Charleston  
 L. C. Dickenson, Huntington  
 F. W. Gandy, Morgantown  
 Benoni S. Good, Wheeling  
 B. B. Hudgins, Charleston  
 A. E. King, Charleston  
 N. M. Lawhead, Ft. Pleasant  
 W. V. Matheny, Clarksburg  
 L. S. Morris, Parkersburg  
 J. W. Poling, Fairmont  
 A. C. Renick, Mt. Hope  
 Chas. Roney, Bluefield  
 C. E. Stout, Lost Creek  
 C. A. Swearingen, Parkersburg  
 J. D. Thomas, Piedmont  
 E. H. Warren, Alderson  
 A. E. Kinnison, Hillsboro  
 N. Y. Nichols, Riverdale-on-Hudson, N. Y.  
 W. S. Woodrow, Dawes  
 B. V. Inakeep, Keyser  
 T. S. McNeal, Hillsboro  
 Don E. McNutt, Salem  
 H. M. Shafer, Caldwell, Ohio

## NORTH AMERICAN

E. R. Garland, Huntington

## NORTHWESTERN MUTUAL

C. O. Law, Wheeling  
 R. F. Ash, Clarksburg  
 J. Floyd Bradford, Moundsville  
 J. R. Brubaker, Parkersburg  
 G. W. Case, Wheeling  
 C. A. Cole, Shinnston  
 T. V. Dye, Parkersburg  
 Hubert Echols, Marlinton  
 H. R. Henderson, Huntington  
 F. R. Hunter, Marlinton  
 E. P. Jones, Clarksburg  
 R. L. Law, Wheeling  
 P. W. Massie, Athens  
 E. R. Moats, Beckley  
 A. G. McBane, Berghols, Ohio  
 Clyde R. McConkey, Clarksburg  
 E. E. McWhorter, Cowen  
 D. F. Randolph, Salem  
 H. V. Roberts, Wheeling  
 A. F. Rohrbaugh, Belington  
 E. I. Singleton, Glenville  
 P. M. Smith, Charleston  
 D. B. Taylor, Terra Alta  
 R. L. Warder, Pennsboro  
 O. S. Williams, Toronto, Ohio  
 H. G. Wychoff, Fairmont  
 Guy Bonar, Belleville  
 W. E. Blosser, Morgantown  
 J. G. Toothman, Hundred  
 Roy B. Gregory, Gregory  
 W. M. Williams, Romney  
 Ruth C. Wood, Morgantown  
 C. W. Reed, Wheeling  
 Justice Stalnaker, Sutton  
 J. L. Scott, Meadow Creek

G. P. Roberts, Wheeling  
 R. L. Barnett, Moundsville  
 M. L. Brown, Fairmont  
 R. F. Bush, Weston  
 H. D. Clark, Buckhannon  
 C. A. Daugherty, Newell  
 P. L. Dysard, Richwood  
 W. E. Foringer, Steubenville, Ohio  
 W. D. Himes, Martinsburg  
 B. H. Ice, Mannington  
 J. C. Law, Wheeling  
 G. I. Lynch, Clarksburg  
 W. L. Matheny, Charleston  
 G. L. Morris, Middlebourne  
 G. P. McCracken, Steubenville, Ohio  
 W. P. McCue, Morgantown  
 C. W. Post, Good Hope  
 G. W. Roberts, Elizabeth  
 R. C. Roberts, Parkersburg  
 J. A. Shanklin, Charleston  
 H. L. Smith, Parkersburg  
 J. B. Staggers, Steubenville, Ohio  
 L. S. Trotter, Morgantown  
 F. S. Trimble, Martinsburg  
 P. W. Workman, Bluefield  
 L. E. Ripley, Shirley  
 Saul Waranch, Martinsburg  
 C. E. Clovis, Hundred  
 Otway Gunnoe, Gauley Bridge  
 R. P. Saville, Romney  
 F. M. Sydnor, Marlinton  
 C. A. McCarthy, Dunbar  
 A. K. Bailey, Montgomery  
 W. D. Corder, Philippi  
 J. H. McElwee, Marlinton

## OHIO NATIONAL LIFE

D. S. Bromley, Clarksburg  
 R. C. Wiggins, Clarksburg  
 W. G. Wymer, Clarksburg  
 R. E. Hatton, Matewan  
 K. S. Leitch, Huntington

D. I. Boyles, Clarksburg  
 H. L. Wilson, Clarksburg  
 Wayne George, Ashley  
 G. F. Friel, Huntington  
 H. C. Mitchell, Clarksburg  
 Jesse C. Lee, Fairmont

## OHIO STATE

T. E. Shinkle, Huntington  
 G. S. Hcloomb, Marting  
 W. K. McClung, Ansted

J. P. Wilkinson, Huntington  
 A. J. Mees, Mason City  
 J. H. McClung, Charleston

*PACIFIC MUTUAL*

Theo. Hundley, Huntington  
 J. W. Dinwiddie, Bluefield  
 W. J. Hill, Alderson  
 F. E. Hoskin, Charleston  
 E. B. Zabaek, Huntington  
 C. M. Bross, Huntington  
 J. C. Pickett, Huntington  
 A. C. Hall, Charleston  
 H. L. Kuhn, Fairmont  
 O. S. Cutlip, Clarksburg  
 J. J. Hamrick, Huntington

J. G. McGuire, Logan  
 G. R. Lowder, Bluefield  
 R. S. Rigg, Alderson  
 J. B. Kincaid, Charleston  
 H. H. Gebhart, Huntington  
 G. W. Mickle, Huntington  
 J. F. Fairfax, Huntington  
 W. H. Harris, Huntington  
 S. H. Young, Huntington  
 A. M. Sowers, Morgantown  
 E. W. Freeman, Bramwell

*PAN-AMERICAN*

O. E. Gray, Williamstown  
 V. B. Mahan, Charleston  
 A. R. Johnston, Oakvale

W. H. Mahan, Charleston  
 J. H. Randolph, Charleston

*PENN MUTUAL*

Austin Brown, Summersville  
 S. K. Coffman, Huntington  
 W. C. Davison, Charleston  
 G. G. Douglas, Phillippi  
 Mrs. C. L. Ebert, Parkersburg  
 Frank Fisher, Williamson  
 C. F. Fuhrman, Cass  
 R. C. Grove, Martinsburg  
 J. P. Hanley, Wheeling  
 D. H. Holley, Huntington  
 L. C. Madden, Wheeling  
 R. C. McDowell, Ronceverte  
 J. E. Norman, Huntington  
 Mrs. Daisy M. Peadro, Parkersburg  
 O. C. Skinner, Orlando  
 W. N. Snedegar, Elkins  
 H. O. Steiner, Huntington  
 C. A. Van Stavern, Lewisburg  
 A. W. Werninger, Huntington  
 H. G. Wyckoff, Fairmont  
 C. A. McDowell, Clarksburg  
 Edgar Chambers, Matewan  
 M. L. Delaney, Huntington  
 J. L. Baxter, Marlinton

R. D. Coffman, Ronceverte  
 W. C. Cooper, Webster Springs  
 C. M. DeNoon, Huntington  
 John Dobson, Huntington  
 E. R. Eckenrode, Harrisburg, Pa.  
 John Friedel, Wheeling  
 C. O. Gallaher, Coalton  
 J. R. Guthrie, Cass  
 G. M. Hogsett, Ronceverte  
 J. C. Law, Wheeling  
 Moses Mamin, Durbin  
 J. R. Nadenbousch, Martinsburg  
 John Patrick, Charleston  
 E. R. Shannon, Beckley  
 Ernest Sleeth, Elkins  
 J. E. Stage, Huntington  
 R. F. Steiner, Huntington  
 Lewis Via, Charleston  
 G. P. Whetsell, Elkins  
 A. A. Taylor, Wheeling  
 V. E. Johnson, Berkeley Springs  
 L. G. Manco, Binghampton, N. Y.  
 D. W. Karr, Huntington  
 C. W. Hunt, Charleston

*PHILADELPHIA*

E. T. Powell, Grafton  
 M. C. Raikes, Clarksburg

C. S. Lawson, Clarksburg  
 T. M. Lawson, Lost Creek

*PHOENIX MUTUAL*

A. C. Nickel, Charleston

*PROVIDENT LIFE & ACCIDENT*

R. E. Smith, Bluefield  
 J. W. Brown, Bluefield

C. H. Absber, Bluefield  
 W. R. Duncan, Williamson

*PROVIDENT LIFE & TRUST*

Spiller Hicks, Bluefield  
 B. T. Wren, Charleston  
 H. A. Lightner, Huntington  
 J. S. McKown, Parkersburg

John Moyler, Bluefield  
 R. M. Neale, Marietta, Ohio  
 W. E. Shewalter, Springfield, Ohio  
 J. C. King, Jr., Burwind

*PRUDENTIAL*

D. H. Alexander, Charleston  
 G. E. Barbuscak, Farmington  
 W. T. Beach, Huntington  
 R. E. Blaney, Grafton  
 I. E. Briers, Ronceverte  
 J. H. Buck, Clarksburg  
 J. S. Cowan, Hinton  
 J. C. Crawford, Huntington  
 J. A. Cruikshank, Charleston  
 J. C. Davis, Charleston  
 F. J. Dewey, Clarksburg  
 E. G. Fitzwater, Oak Hill  
 H. P. Geene, Charleston  
 C. E. Hill, Charleston

J. H. Alexander, Charleston  
 H. B. Bartley, Chester  
 C. J. Beard, Blakeley  
 I. B. Blyholder, Weirton  
 J. N. Brown, Beckley  
 Edward Cohrt, McMechan  
 H. A. Crane, Charleston  
 A. W. Crowther, Wheeling  
 Fred Daugneaux, Clarksburg  
 E. B. Denton, Grafton  
 D. S. Estep, Chelyan  
 J. E. Foester, Wheeling  
 L. C. Heinrich, Wheeling  
 C. B. Himes, Huntington

W. S. Holts, Charleston  
 E. M. Hope, Henderson  
 W. A. Imhoff, Warwood  
 J. F. Jones, Charleston  
 E. D. Knapp, Fairmont  
 C. W. Lee, Parkersburg  
 C. F. Logston, Moundsville  
 H. A. McClung, Hinton  
 D. R. McDaniels, Grafton  
 J. R. McMechen, McMechen  
 Harry McQuaide, Huntington  
 G. H. Millhouse, Charleston  
 M. A. Moore, Chelyan  
 J. K. Nowery, Parkersburg  
 J. E. O'Brien, Warwood  
 E. G. Perkins, Steubenville, Ohio  
 C. W. Philipps, Huntington  
 J. R. Phillips, Fairview  
 H. B. Pryor, Wheeling  
 W. E. Reed, Shinnston  
 W. M. Sampson, Elm Grove  
 E. H. Seivertson, Wheeling  
 Dayton Smith, Dunbar  
 Mark Smith, Huntington  
 A. C. Strauss, East Liverpool, Ohio  
 A. G. Thomas, Clarksburg  
 Alvis Watts, Huntington  
 J. A. Wise, Fairmont  
 J. V. Yanero, Fairmont  
 J. B. Brennan, Wheeling  
 J. A. Counihan, Ridgeley  
 T. B. Cumiskey, Ridgeley  
 H. H. Ewing, Martinsburg  
 E. S. Grayson, Keyser  
 F. P. Riley, Keyser  
 W. H. Tunnell, English  
 Louis Cornett, New Martinsville  
 F. J. Grover, Charleston  
 E. F. Morton, Charleston  
 H. F. Pratt, Grafton  
 J. G. McGuire, Logan  
 T. A. McMaster, Wheeling  
 Paul Hartman, Fairmont  
 H. M. Hoover, Hinton

F. E. Hood, Charleston  
 E. R. Hubbard, Dunbar  
 J. O. Jennings, Charleston  
 J. E. Kessler, Huntington  
 C. D. Leachman, Morgantown  
 W. B. Linger, Parkersburg  
 J. L. Lyon, McMechen  
 D. O. McCue, Clarksburg  
 F. L. McGee, Parkersburg  
 A. M. McMillen, Morgantown  
 Elmer Meadows, Huntington  
 J. A. Moore, Charleston  
 R. E. Morton, Hinton  
 M. P. Nowery, Parkersburg  
 A. C. Payne, Charleston  
 F. E. Petry, Chelyan  
 Glen Phillips, Weston  
 J. E. Porter, McMechen  
 John Rasich, Weirton  
 L. H. Reynolds, Huntington  
 W. F. Sauers, Morgantown  
 L. S. Slaughter, Nitro  
 H. O. Smith, Wellsburg  
 W. W. Smith, Huntington  
 Wm. Striker, Grafton  
 J. H. Turley, Fairmont  
 C. D. Wheeler, Parkersburg  
 E. O. Wood, Bellevue  
 I. Brennan, Moundsville  
 O. F. Chapman, Huntington  
 W. R. Cromwell, Elkins  
 C. E. Ellis, Martinsburg  
 S. K. Fike, Piedmont  
 O. C. Hathaway, Grantsville  
 G. S. Roenburg, Funkstown, Md.  
 C. A. Vaden, Wheeling  
 J. E. Cunningham, Pennsboro  
 W. T. Stephens, Fairmont  
 M. S. Barberchek, Morgantown  
 J. A. Reilly, Wheeling  
 C. W. Wilson, Fairmont  
 M. E. Findlay, Fairmont  
 C. J. Blair, Charleston  
 J. M. Pritt, Charleston

**REINSURANCE****RELIANCE LIFE**

A. C. Burns, Martinsburg  
 W. H. Hammersla, Inwood  
 D. W. Partridge, Jr., Huntington  
 L. L. Wilson, Huntington  
 G. C. Lane, Huntington  
 A. L. Austin, Huntington  
 Fred Fleshman, Huntington  
 W. J. Kerns, Huntington  
 M. A. McLaughlin, Huntington  
 M. R. Egbert, Clarksburg  
 W. C. McKee, Charleston  
 T. L. Feasall, Mt. Hope  
 C. D. Ball, Pt. Pleasant  
 J. W. Preston, Fairmont  
 E. I. Allen, Parkersburg  
 W. J. McDonald, Moundsville  
 H. P. Rowe, Weirton  
 A. Snedekar, Wheeling  
 C. D. Towar, Wheeling  
 P. W. Ault, St. Clairsville, Ohio  
 Spence Wallace, Steubenville, Ohio  
 W. B. Daniels, Hagerstown, Md.  
 C. O. Roemer, Cumberland, Md.

C. L. Hammersla, North Mountain  
 J. S. Moler, Shepherdstown  
 F. J. Trammell, Martinsburg  
 M. Roen, Huntington  
 Grant Fry, Huntington  
 J. M. Nuckols, Huntington  
 E. M. Midkiff, Huntington  
 W. O. Young, Huntington  
 H. A. Moss, Charleston  
 J. B. Kuhn, Clarksburg  
 A. J. Beall, Jr., Morgantown  
 G. N. McDermitt, St. Albans  
 B. T. Call, Logan  
 W. M. Reeser, Spencer  
 T. F. Thoner, Wheeling  
 E. J. Becker, Wheeling  
 J. C. McCulley, McMechen  
 L. D. Moore, Belington  
 L. L. Moore, Martins Ferry, Ohio  
 A. J. Geller, Flushing, Ohio  
 F. G. McKelvey, Martins Ferry, Ohio  
 W. H. Babylon, Williamsport, Md.

**RESERVE LOAN**

R. E. A. Allen, Morgantown  
 J. W. Boyers, Fairmont  
 G. F. Hess, Cairo  
 L. C. Reeder, Salem  
 C. J. Stewart, Morgantown  
 D. C. Robinette, Charleston

G. C. Bischoff, Wheeling  
 C. G. Gibson, Reedsville  
 C. E. Meredith, Salem  
 H. M. Smith, Morgantown  
 H. E. Watson, Reedsville

**SECURITY**

C. R. Henderson, Core  
A. C. Harper, Liverpool

J. F. Bennett, Parkersburg

**SHENANDOAH**

C. R. Morgan, Charleston  
R. H. Predmore, Charleston  
C. T. Hawkins, Charleston  
J. E. Bass, Lewisburg  
H. Brockman, Huntington  
J. F. Stout, Clarksburg  
A. W. Brown, Spencor  
T. E. Vance, Logan  
B. R. Boyd, Summit Point  
A. W. Duke, Roanoke, Va.

J. S. Darst, Charleston  
R. R. Payne, Charleston  
H. C. McMillen, Huntington  
D. R. Nickell, Lewisburg  
B. B. Hill, Charleston  
A. R. Shriver, Clarksburg  
H. L. Stone, Ceredo  
T. H. Lambert, Bluefield  
Gaylord Davidson, Charleston

**SOUTHERN**

M. A. White, Greensboro, N. C.  
N. R. Coles, Montgomery  
J. D. McNutt, Princeton

W. A. Sneed, Princeton  
T. J. O'Brian, Montgomery

**STATE**

J. R. Brunk, Wheeling  
R. L. Petty, Clarksburg  
W. S. Harness, Paden City  
D. F. Hollobaugh, Mannington  
D. F. Moore, New Martinsville  
W. A. Stackpole, Pine Grove  
M. E. Straight, Atwood  
E. L. See, Buckhannon  
C. H. Wright, New Martinsville  
O. C. Mitchell, Buckhannon

A. E. Coffield, New Martinsville  
M. V. Fisher, Hamlin  
C. E. Hawks, Weston  
G. A. Lynch, Buckhannon  
R. E. Morgan, New Martinsville  
O. D. Steel, Porters Falls  
G. M. Sharp, Rinehart  
A. W. Willman, Clendenia  
W. E. Cart, Charleston  
J. E. Scott, Huntington

**TRAVELERS**

J. V. Abbott, Fairmont  
H. C. Arnett, Hundred  
H. W. Biggs, Bluefield  
W. F. Butts, Martinsburg  
A. G. Clayton, Mannington  
F. R. Cole, Fairmont  
W. D. Corder, Philippi  
E. D. Denning, Ravenswood  
W. H. Ely, Jr., Wheeling  
T. E. I. O'Donnell, Wheeling  
J. L. Fish, Sistersville  
W. A. Foley, Wheeling  
J. A. Frank, Cameron  
W. R. Burdette, Lewisburg  
W. C. Hank, Hinton  
J. N. Hendrix, Wheeling  
J. G. Fredeking, Hinton  
G. C. Holliday, Chester  
C. F. Huth, Piedmont  
C. J. Johnson, Wheeling  
A. L. Keller, Huntington  
W. D. Keller, Parkersburg  
I. L. Laughlin, Fairmont  
Lee Justice, Logan  
Wm. Lohmeyer, Charleston  
C. C. McAtee, Martinsburg  
W. N. Malone, Grafton  
A. L. Hartley, Morgantown  
R. E. Metcalf, Wheeling  
W. P. Miller, Williamstown  
T. R. Moore, Charles Town  
H. L. Murphy, Fairmont  
Jos. Newman, Huntington  
A. B. Noland, Wellsburg  
Walter Oats, Charleston  
R. M. Parrish, Grafton  
C. L. Phipps, Beckley  
Edward Juhling, Williamson  
N. Rexroad, Richwood  
P. S. Robey, Salem  
O. S. Sayre, Elkins  
B. S. Smith, Pt. Pleasant  
E. C. Smith, Weston  
H. D. Stephen, Wheeling  
W. J. Steen, Martins Ferry, Ohio

J. G. Amos, St. Clairsville  
W. F. Beyer, Williamson  
W. B. Brooks, Jr., Charleston  
S. J. Caudill, Charleston  
J. H. Campbell, Charleston  
W. H. Cox, Charleston  
W. E. Crooks, Keyser  
W. F. Dorer, Bellaire, Ohio  
H. J. Hoffman, Wheeling  
G. A. Ferguson, Spencor  
J. A. Fisher, Weston  
G. L. Humes, Follansbee  
L. E. Frantz, Mullins  
R. P. Griffith, Wheeling  
H. D. Hardesty, Fairmont  
A. C. Hill, Roncoverte  
E. A. Hoffman, Parkersburg  
E. J. Hoover, Buckhannon  
U. G. Jackson, Chester  
J. W. Jones, Parkersburg  
A. M. Gordon, Huntington  
J. E. Kelley, Fairmont  
B. A. Locke, St. Marys  
F. L. Summers, Parkersburg  
D. W. Patterson, Charleston  
A. W. McGraw, Parkersburg  
D. K. Marchand, Morgantown  
J. W. Medford, Morgantown  
R. H. Miller, Welch  
G. M. Moore, Huntington  
A. G. Morden, Wheeling  
R. B. Naylor, Wheeling  
L. D. Nichols, Harpers Ferry  
S. O. Norton, Montgomery  
R. C. Parks, Charleston  
O. E. Parrish, Grafton  
E. E. Price, Elkins  
A. C. Reger, Wheeling  
O. J. Rizer, Wheeling  
J. B. Saunders, Williamson  
A. M. Six, Wheeling  
E. G. Smith, Weston  
A. L. Urbach, Weston  
C. E. Smith, Martinsburg  
K. H. Stover, Keyser

J. M. Stratton, Logan  
 H. D. Talbott, Clarksburg  
 R. M. Thomason, Spencer  
 C. W. Thornburg, Huntington  
 L. A. Threlkeld, Piedmont  
 J. G. Umpleby, Sistersville  
 C. K. Welch, Wheeling  
 R. P. Bell, Pt. Pleasant  
 H. R. Wickham, Grafton  
 Wesley Wilkes, Beckley  
 W. J. Wingerter, Wheeling  
 C. H. Wright, New Martinsville  
 W. R. Hayes, Oak Hill  
 J. L. Davis, Mannington  
 C. W. Land, Huntington  
 G. K. Wheat, Wheeling  
 D. W. Fortney, Grafton

J. N. Stratton, Kenova  
 C. B. Robertson, Clarksburg  
 C. E. Thompson, Wellsburg  
 Hans Watts, Huntington  
 C. H. Towles, Clarksburg  
 G. R. VanValey, St. Marys  
 L. D. Westfall, Fairmont  
 B. P. Bell, Pt. Pleasant  
 W. K. Wiley, Bluefield  
 R. D. Watts, Beckley  
 A. L. Williams, Wellsburg  
 T. E. Wickline, Montgomery  
 H. D. Litaker, Charleston  
 J. T. Jennings, Charleston  
 G. P. Whetsell, Elkins  
 L. E. Huffman, Charleston  
 P. C. Jensen, Wheeling

#### UNION CENTRAL

Allan Waters Jr., Charleston  
 S. K. Coffman, Huntington  
 C. K. McCally, Buckhannon  
 J. E. Norman, Huntington  
 Jesse Shimp, Mannington  
 W. M. Straus, Parkersburg  
 Sam Fox, Huntington

L. H. Birthisel, Charleston  
 Miss Margaret V. Farrell, Wheeling  
 C. T. McCullough, St. Marys  
 G. A. Ritter, Princeton  
 Mrs. V. L. Westfall, Belington  
 Herman Hersfeld, Huntington

#### UNION MUTUAL

J. E. Deaton, Bluefield  
 J. G. Leedy, Vivian  
 J. G. Ramsey, Huntington  
 Laura B. Tolbert, Sylvia  
 C. W. Wheat, Huntington  
 S. V. Wilcox, Huntington

M. E. Kincaid, Kincaid  
 T. W. Maynard, Williamsport  
 R. L. Shelton, Bluefield  
 F. P. Tomlinson, Dotts  
 O. P. Wheat, Huntington

#### UNITED LIFE & ACCIDENT

J. M. Small, Martinsburg  
 J. H. Wilson, Cherry Run  
 Altie C. Atha, Mannington

E. W. Van Dyke, Great Cacapon  
 J. F. Kidwell, Great Cacapon

M. Dasher, Moorefield

#### UNITED STATES

#### WESTERN & SOUTHERN

J. H. Snyder, Wheeling  
 T. A. Dixon, Charleston  
 D. M. Scarbro, Charleston  
 J. M. Garrett, Charleston  
 H. L. Moore, Charleston  
 G. E. Eary, Charleston  
 C. M. Thompson, Charleston  
 J. B. Radcliff, Huntington  
 J. Fairchilds, Huntington  
 H. Marks, Huntington  
 C. Spencer, Huntington  
 J. Webster, Huntington  
 T. M. Dickson, Parkersburg  
 W. M. Morpeth, Parkersburg  
 Wm. Wolf, Parkersburg  
 C. M. Johnson, Parkersburg  
 D. F. Bailey, Parkersburg  
 Thomas Green, Wheeling  
 John Weith, Wheeling  
 Chas. Futey, Moundsville  
 Francis Lairh, Wheeling  
 C. G. Wolfe, Fairmont  
 C. B. McDole, Fairmont  
 T. M. Brown, Morgantown  
 A. Shroat, Kingwood  
 M. Lipscomb, Monongah  
 C. M. Jones, Clarksburg  
 Etta Humphreys, Clarksburg  
 W. O. Sturm, Grafton  
 R. B. Apgar, Fairmont  
 L. Fairchilds, Huntington  
 A. R. Campbell, Jr., Portsmouth, Ohio  
 E. P. Schreiner, Wheeling  
 J. W. Thomas, Charleston  
 W. J. Sullivan, South Charleston  
 Clarence Everett, Parkersburg  
 W. E. Brammer, Worthington

G. L. Steele, Charleston  
 J. C. Maxham, Charleston  
 R. B. Maxham, Charleston  
 S. E. Hayes, Charleston  
 A. L. Secil, Charleston  
 J. M. Jarrett, Charleston  
 J. C. Willis, Charleston  
 K. V. Eckhart, Huntington  
 S. Neff, Huntington  
 W. Sams, Huntington  
 G. N. DeLung, Huntington  
 J. Moore, Huntington  
 E. L. Daniels, Parkersburg  
 W. C. House, Parkersburg  
 J. R. Petty, Parkersburg  
 S. R. Hickman, Parkersburg  
 Raymond Whelan, Wheeling  
 Robert Bryson, Wheeling  
 Thomas Hanlan, Wheeling  
 Thurston Thomas, Wheeling  
 George F. Wolfe, Fairmont  
 H. D. McTavish, Fairmont  
 H. J. Brooks, Fairmont  
 F. A. Griffith, Morgantown  
 E. F. Harris, Morgantown  
 C. S. Richardson, Barricksville  
 J. P. Lynch, Clarksburg  
 George Delaney, Grafton  
 C. W. Robey, Clarksburg  
 A. R. Coleman, Huntington  
 W. J. Dougherty, Wheeling  
 A. C. Bosdyk, Grafton  
 J. W. Gilkey, Wellsburg  
 Wm. Bonham, Charleston  
 J. H. McKinney, Charleston  
 C. T. McGee, Parkersburg

SECURITY L. & T.  
BANKERS RESERVE

## MISCELLANEOUS

### AETNA CASUALTY & SURETY

P. R. Callahan, Wheeling  
R. P. DeVan, Charleston  
B. F. Dixon, White Sulphur Springs  
G. E. Drummond, Buckhannon  
D. D. Holts, Clarksburg  
C. G. Hood, Fairmont  
F. L. Jordan, Charleston  
John Kinkaid, Sistersville  
J. F. Lemon, Cairo  
F. J. McCoy, Sistersville  
R. M. Parrish, Grafton  
Thos. Rutherford, Welch  
J. E. Wharton, Morgantown  
J. R. Maguire, Charleston  
H. L. Walsh, Fairmont  
W. H. Darnall, Mt. Hope

J. B. Cowgill, Huntington  
G. C. Dick, Charleston  
J. L. Dougan, Morgantown  
E. N. Eddy, Fairmont  
O. K. Holts, Clarksburg  
U. I. Jenkins, Lost Creek  
C. J. Killmeyer, Wheeling  
Gesa Kokochak, Weirton  
H. R. Maher, Welch  
G. B. Morgan, Fairmont  
H. L. Summers, Huntington  
F. H. Shannon, Salem  
J. A. Thompson, Beckley  
G. R. Wysong, Charles Town  
F. K. Brets, Morgantown

### AMERICAN CASUALTY

P. E. Archer, Huntington  
F. J. Bartlett, Grafton  
P. R. Callahan, Wheeling  
G. G. Lynch, Clarksburg  
O. J. Caldwell, Bluefield  
S. O. Norton, Montgomery  
L. M. Smith, Maunheim  
F. S. Smith, Parkersburg  
H. L. Swisher, Morgantown  
J. W. Russell, Morgantown  
R. R. Wood, Charleston  
C. T. Hawkins, Charleston

H. O. Dunfee, Huntington  
H. W. Bias, Huntington  
J. E. Stealey, Clarksburg  
J. H. Wright, Bluefield  
J. J. Mathison, Wheeling  
C. M. O'Neal, Page  
C. H. Haase, Maunheim  
O. G. Stutler, St. Albans  
F. G. Ash, Morgantown  
O. F. Payne, Charleston  
R. R. Payne, Charleston

### AMERICAN CREDIT INDEMNITY

H. D. Davis, Huntington

### AMERICAN GUARANTY

H. W. Hanna, Charleston

### AMERICAN LIABILITY

Wm. Jones, Charleston  
D. I. Boyles, Clarksburg

W. A. Argabright, Hinton  
J. L. Clem, Clarksburg

### AMERICAN REINSURANCE

### AMERICAN SURETY

G. J. Thompson, Alderson  
W. R. McIntyre, Alvy  
H. A. McNeer, Anawalt  
I. L. Neville, Bayard  
J. H. Miller, Beckley  
C. L. Evans, Benwood  
J. B. Ward, Beverly  
W. C. Givens, Bluefield  
J. W. Wolfe, Bruceton Mills  
F. B. Sexton, Buckhannon  
L. L. Lilly, Buffalo  
J. E. Overton, Cairo  
C. A. Kincaid, Caperton  
R. P. DeVan, Charleston  
G. P. Shirley, Charles Town  
W. H. Freeman, Clarksburg  
J. Reefer, Clarksburg  
O. K. Holtz, Clarksburg  
W. L. White, Clendenin  
H. R. Issard, Danville

H. J. Harris, Algoma  
C. L. Baker, Amherstdale  
H. J. Straley, Auburn  
C. O. Dunn, Beckley  
W. B. Rector, Belington  
C. H. Dawson, Berkeley Springs  
W. B. Haight, Blacksville  
N. D. Sutton, Bridgeport  
J. M. N. Downes, Buckhannon  
C. C. Knapp, Buffalo  
M. W. Hefner, Burnsville  
C. H. Carpenter, Cameron  
Henry Hensley, Ceredo  
G. C. Dick, Charleston  
H. N. Bradley, Charles Town  
M. D. Freeman, Clarksburg  
D. D. Holts, Clarksburg  
B. C. Eakle, Clay  
W. H. Hicks, Cottageville  
R. D. Heironimus, Davis

Roy Reed, Dunbar  
 J. B. Sutton, Dunmore  
 P. A. Herold, Eccles  
 L. C. Dailey, Elizabeth  
 Ray Isner, Ellenboro  
 H. W. Campbell, Elm Grove  
 C. G. Hood, Fairmont  
 W. E. Mapel, Farmington  
 Mildred Wood, Follansbee  
 William McCoy, Franklin  
 W. B. Wilson, Gassaway  
 J. A. Berry, Gilbert  
 Fred Lewis, Glenville  
 J. S. Burdett, Grafton  
 Gay Stalnsaker, Grantsville  
 D. B. Harmon, Hambleton  
 D. H. Nichols, Harpers Ferry  
 B. D. Snyder, Hedgesville  
 E. J. Dacey, Holden  
 J. G. Toothman, Hundred  
 J. T. Garrett, Hurricane  
 E. B. Bell, Jane Lew  
 I. L. Basch, Kermit  
 L. C. Fowlkes, Keystone  
 Felix Elliott, Kingwood  
 J. E. Bass, Lewisburg  
 Archie Marshall, Littleton  
 C. C. Chambers, Logan  
 G. E. Bryan, Logan  
 F. P. Chambers, Lundale  
 Dell Hill, Madison  
 D. A. Rymer, Mannington  
 J. R. Nadenbousch, Martinsburg  
 Porter Jenkins, Masontown  
 W. R. Godfrey, Matoaka  
 S. G. Pyle, Middlebourne  
 W. C. Hensley, Milton  
 L. B. O'Neal, Montgomery  
 W. F. Naret, Morgantown  
 J. F. Shipman, Moundsville  
 G. C. Worrell, Mullens  
 R. M. Brown, New Cumberland  
 G. N. Capehart, New Haven  
 H. M. Mitchell, North Fork  
 J. E. Riffe, Orlando  
 C. M. O'Neal, Page  
 A. H. Reynolds, Parkersburg  
 A. F. Phillips, Parsons  
 J. C. Sparks, Persinger  
 D. P. Hendrickson, Petersburg  
 A. C. Merrill, Philippi  
 C. M. Wikel, Pineville  
 W. J. Elliott, Princeton  
 J. R. Keller, Ravenswood  
 W. C. Bobbitt, Richwood  
 L. H. Miller, Ripley  
 G. K. Kump, Romney  
 J. H. Griffith, Rowlesburg  
 R. A. Long, Sabraton  
 Geo. Todd, St. Albans  
 C. A. F. Randolph, Salem  
 O. F. Kessler, Scarbro  
 S. E. Boggess, Spencer  
 S. R. King, Summersville  
 C. A. Miller, Terra Alta  
 O. L. Stone, Thurmond  
 R. L. Clark, Union  
 C. A. Neal, Vaughan  
 C. F. Wright, War  
 I. W. Taylor, Wayne  
 R. R. Rucker, Wayne  
 Geza Kokochak, Weirton  
 S. Q. Hamilton, Wellsburg  
 Agnes Craig, Weston  
 F. E. Strickland, West Union  
 Howard Haslett, Wheeling  
 B. F. Dixon, White Sulphur Springs  
 A. C. Preston, Williamson  
 L. W. Bowley, Winona  
 M. B. James, Sutton  
 W. E. Griffith, Dunbar  
 E. L. Fenton, Durbin  
 J. H. Smith, Elizabeth  
 G. P. Whetsell, Elkins  
 A. R. Campbell, Elm Grove  
 R. M. Wharton, Enterprise  
 C. W. Evans, Fairmont  
 George Lowe, Fayetteville  
 A. H. Evans, Folsam  
 L. Hyre, Frenchtown  
 F. H. Miller, Gauley Bridge  
 Charles Wilburn, Glen Jean  
 A. F. Schwartz, Gorman  
 S. M. Musgrove, Grafton  
 W. M. Comer, Greenville  
 Grant Cremeans, Hamlin  
 F. A. Hall, Harrisville  
 C. W. Minear, Hendricks  
 T. F. Hoffman, Holidays Cove  
 A. L. Kouns, Huntington  
 D. L. Auvil, Jaeger  
 W. R. Wilson, Kenova  
 Wm. McDonald, Keyser  
 S. G. Aldhizer, Kimball  
 Robert Thewlis, Lester  
 F. H. Mays, Lewisburg  
 J. C. Hicks, Logan  
 Lee Justice, Logan  
 L. C. Oyster, Lumberport  
 C. R. Lowe, McMechen  
 A. G. Clayton, Mannington  
 J. L. Baxter, Marlinton  
 H. Cotton Turner, Mason  
 J. P. Hatfield, Matewan  
 Maude Godfrey, Matoaka  
 G. Ward, Mill Creek  
 J. D. Anthony, Monongah  
 M. Dasher, Moorefield  
 W. P. McCue, Morgantown  
 W. T. Sexton, Mt. Hope  
 J. R. Smoot, Newburg  
 R. C. Newell, Newell  
 N. N. Oblinger, New Martinsville  
 W. R. Hayes, Oak Hill  
 G. B. Henthorn, Paden City  
 D. H. Reynolds, Parkersburg  
 J. W. Harmon, Parsons  
 L. D. James, Pennsboro  
 I. D. Smith, Petersburg  
 T. E. Ballard, Peterstown  
 W. E. Lemasters, Pine Grove  
 J. H. Norton, Pt. Pleasant  
 O. B. Davis, Rainelle  
 E. A. West, Renick  
 L. P. Walker, Ridgeley  
 T. C. Parsons, Ripley  
 J. R. Johnson, Roncovert  
 H. W. Bivens, Rupert  
 O. F. Payne, St. Albans  
 B. A. Dotson, St. Marys  
 L. D. Lowther, Salem  
 J. H. McCoy, Sistersville  
 J. L. Butcher, Stollings  
 P. N. Wiseman, Summersville  
 W. W. Woods, Thomas  
 J. J. McKone, Jr., Tunnelton  
 H. S. Ellison, Union  
 G. T. Williamson, Wallace  
 C. W. Walter, Wardensville  
 B. J. Prichard, Wayne  
 F. N. Sycamore, Webster Springs  
 D. J. F. Strother, Welch  
 C. P. Swint, Weston  
 J. O. Wilcox, West Union  
 J. S. Gibbs, Jr., Wheeling  
 A. C. Haslett, Wheeling  
 W. A. Wilson, Williamson  
 W. P. Miller, Williamstown  
 W. W. Flowers, Wolf Summit

**BROTHERHOOD ACCIDENT**

L. G. Gainer, Fairmont  
C. M. Wells, Spencer  
H. A. Gunn, Glen Easton

T. H. Neal, Cameron  
P. G. Willis, Thacker Mines

**COMMERCIAL CASUALTY**

E. S. Allen, Hinton  
R. E. Clabby, Thurmond  
W. J. Davine, Hundred  
J. R. Guthrie, Cass  
A. H. Hosmer, Martinsburg  
C. E. Knight, Clarksburg  
F. M. A. Lawson, Elkins  
Moody Lilly, Bluefield  
Lee C. Paull, Wheeling  
J. Purdy, Cass  
H. G. Stalnaker, Spencer  
H. G. Kenniston, Charleston  
D. C. Graham, Morgantown  
D. C. Taylor, Fairmont  
P. G. Billingsley, Fairmont  
A. R. Campbell, Wheeling  
M. B. Morris, Glenville  
E. N. Taylor, Huntington  
P. P. Ferrato, Elkins  
J. T. Parris, Clendenin  
R. D. Epling, Charleston

A. J. Beall, Morgantown  
C. L. Cummings, Crab Orchard  
Ohley Graham, Fairmont  
C. E. Hawkes, Weston  
J. E. Howell, Keyser  
W. B. Laviscount, Keystone  
C. R. Lilly, Grafton  
J. E. Paugh, Cornwallis  
R. A. Poffenberger, Charleston  
Jos. Scott, South Charleston  
C. J. Stewart, Morgantown  
C. W. Brown, Fairmont  
Archie Marshall, Littleton  
D. B. Hambrick, North Fork  
T. A. Brady, Wallace  
A. G. Davis, Bridgeport  
R. H. Orr, Sistersville  
S. J. Burch, Huntington  
P. R. Guthrie, Huntington  
L. F. Bosman, Parkersburg

**COMMONWEALTH CASUALTY**

H. E. Blair, Huntington  
F. W. Gandy, Morgantown  
N. M. Lawhead, Pt. Pleasant  
E. L. Smarr, Braxton  
A. J. Vickers, Logan  
F. L. Eversole, Huntington  
G. W. Clark, Williamson  
B. F. Thorne, Beckley  
P. S. Reaves, Princeton  
J. W. Brouder, Montgomery  
D. B. McCauley, Belington  
T. P. Gandy, Kingwood  
A. C. Hall, Charleston  
T. J. Elliott, Canebrake  
R. A. Long, Sabrston  
D. Harper, Raleigh  
J. C. Johnson, Montgomery  
J. H. Mills, Helen  
R. N. Echols, Herndon  
L. S. Wagner, Fireco  
R. L. Owens, Yolyn  
C. A. Hobson, Lilybrook  
H. Ellis, Thurmond  
J. S. Carper, Mullins  
E. S. Clark, Huntington  
G. Brookhart, Parkersburg  
Walker Smith, Alderson  
S. R. Jaquay, Grafton  
F. E. Buchner, New Dale  
Edwin Sheets, Dunmore  
T. L. Moseley, Meadow Brook

H. C. Duty, Logan  
C. H. Hiehle, Parkersburg  
Smith Pennington, Thorpe  
L. G. Thomas, Rock  
M. W. Donally, Charleston  
W. S. Hanna, Charleston  
Frank Lynch, Richwood  
C. W. Smith, Pemberton  
Z. E. Dobbs, Montgomery  
J. W. McClung, Parkersburg  
D. A. Rymer, Mannington  
T. S. Davis, Parkersburg  
B. E. Barnes, Higginsville  
R. H. Bouldin, Ingram Branch  
T. H. Carter, Raleigh  
M. F. Gilley, Coalwood  
O. R. Welroth, Montgomery  
W. E. Bush, Stotestbury  
A. L. Odette, Huntington  
H. A. Tucker, Vulcan  
R. H. Smyre, Lego  
E. G. Peck, Hinton  
J. S. Moore, Lester  
A. R. Smith, Mullins  
Hugh McBride, Grafton  
S. J. Alley, Laurel Creek  
G. D. Hill, Weir  
C. C. Kingsbury, Arnoldsburg  
J. P. McKee, Huntington  
A. J. Buckley, Belleville  
J. E. Williams, Hinton

**CONTINENTAL CASUALTY**

Z. E. Carr, Keystone  
C. L. Bugz, Huntington  
H. C. Foeter, Hinton  
J. Fodal, Huntington  
J. W. Gillespie, Talcott  
G. E. Sutherland, Charleston  
E. Hayes, Princeton  
C. W. Phippen, Charleston  
W. T. Smith, Roncoverte  
E. E. Shaffer, Wheeling  
W. O. Thompson, Oak Hill  
C. B. Robertson, Clarksburg  
Mary B. Brown, Huntington  
C. H. Kibby, Parkersburg

B. H. Ice, Mannington  
Wm. Bartlett, St. Albans  
B. P. Fitzgerald, Huntington  
G. F. Friel, Huntington  
DeWitt Galaher, Charleston  
J. F. Hull, Charleston  
C. A. McDowell, Clarksburg  
H. F. Rymer, Charleston  
J. M. Small, Martinsburg  
G. H. Thompkins, Huntington  
H. D. Talbot, Clarksburg  
A. W. Werninger, Huntington  
W. D. Himes, Martinsburg

**EMPLOYERS LIABILITY**

Edwin Mann, Bluefield  
Cyril Pickens, Charleston

C. A. Bradshaw, Bluefield  
Harry Bekenstein, Charleston



J. A. Washington, Charles Town  
 E. E. Cook, Charles Town  
 C. A. Staats, Huntington  
 F. S. McIntosh, Huntington  
 W. G. Edwards, Martinsburg  
 N. F. Orrahood, Parkersburg  
 D. H. Reynolds, Parkersburg  
 R. L. Hutchinson, Pt. Pleasant  
 H. W. Gundling, Wheeling  
 D. G. Morgan, Wheeling

W. F. Alexander, Charles Town  
 G. A. Barrett, Elkins  
 A. L. Garred, Huntington  
 H. L. Alexander, Martinsburg  
 J. M. Small, Martinsburg  
 A. B. White, Jr., Parkersburg  
 A. H. Reynolds, Parkersburg  
 Lewis F. Haller, Wheeling  
 Anton Bieberson, Wheeling

### EUROPEAN GENERAL REINSURANCE

#### EXCELSIOR ACCIDENT

H. A. Henthorn, Eckman

#### FEDERAL CASUALTY

W. S. Sypult, Watson  
 Porter Jenkins, Masontown

D. S. Chidester, Kingwood  
 Newman Cox, Clarksburg

#### FIDELITY & CASUALTY

John Claypool, Logan  
 K. B. Sexton, Buokhannon  
 West Olandus, Clarksburg  
 B. F. Hornor, Clarksburg  
 M. R. Frants, Fairmont  
 H. F. Smith, Fairmont  
 T. B. Martin, Grafton  
 Morris Haller, Morgantown  
 R. C. Newell, Newell  
 Sarah K. Rush, Newell  
 Sheman Lindsay, Philippi  
 Benj. Atkinson, St. Marys  
 T. J. Reid, Wellsburg  
 E. B. Bowie, Wheeling  
 Marg. V. Farrell, Wheeling  
 E. H. Easley, Bluefield  
 J. Foster, Jr., Charleston  
 F. D. Drumbeller, Charleston  
 Wm. Jones, Charleston  
 J. M. Meador, Hinton  
 T. W. Harvey, Huntington  
 H. E. Cragg, Huntington  
 J. A. Sydenstricker, Marlinton  
 Jno. Barnard, Piedmont  
 G. W. Park, Ravenswood  
 H. G. Armstrong, Ripley  
 W. B. Hines, Ronceverte  
 S. B. Thompson, Spencer  
 I. M. Smith, Williamson  
 W. D. Easley, Bluefield  
 J. E. Guth, Grafton  
 N. R. Coles, Montgomery  
 A. J. Kincaid, Montgomery  
 Ruth C. Wood, Morgantown  
 H. H. Robb, New Cumberland

J. G. McGuire, Logan  
 J. E. Overton, Cairo  
 Ledru Tracy, Clarksburg  
 C. W. Evans, Fairmont  
 M. L. Nichols, Fairmont  
 N. F. Kendall, Grafton  
 A. G. Clayton, Mannington  
 Chape Wilson, Morgantown  
 Fred. Lawrence, Newell  
 A. B. White, Jr., Parkersburg  
 Thos. Watson, St. Marys  
 John Kinkaid, Sistersville  
 W. H. Warren, Weston  
 M. L. Thomas, Wheeling  
 J. A. Bennett, Wheeling  
 O. P. Porter, Charleston  
 F. R. Bell, Jr., Charleston  
 J. T. Crane, Charleston  
 Thos. Nichols, Glen Jean  
 C. A. Staats, Huntington  
 J. H. LeBlanc, Huntington  
 W. E. Crooks, Keyser  
 Harry Byers, Marlinton  
 R. McV. Drane, Piedmont  
 J. R. Keller, Ravenswood  
 D. H. Kauffelt, Ronceverte  
 C. E. Boone, Ronceverte  
 W. R. Hurst, Williamson  
 G. D. Pool, Williamson  
 K. V. White, Logan  
 W. Johnson, Jr., Montgomery  
 B. E. Claypool, Montgomery  
 S. B. Thompson, Spencer  
 Nora F. Orrahood, Parkersburg  
 P. M. Scott, New Cumberland

#### FIDELITY AND DEPOSIT

C. L. Heaberlin, Beckley  
 G. E. Sutherland, Charleston  
 W. Scott Wyson, Clarksburg  
 J. W. Smith, Jr., Clarksburg  
 C. W. Evans, Fairmont  
 J. G. Fredeking, Hinton  
 O. C. Chamber, Madison  
 A. J. Kincaid, Montgomery  
 J. A. Sigafoose, Moundsville  
 W. H. Darnall, Mt. Hope  
 J. M. Schwender, South Charleston  
 A. N. Breckenridge, Summersville  
 E. L. Cutlip, Webster Springs  
 E. B. Bowie, Wheeling  
 M. H. Paull, Wheeling  
 G. H. Wilson, Albright  
 G. W. Mitchell, Madison  
 Ray Evans, Bluefield  
 H. C. Gordon, Huntington  
 A. R. Field, Milton  
 C. S. Scaggs, Wayne  
 B. H. Gray, Welch  
 Lee Barrows, Winfield

DeWitt Gallaher, Charleston  
 M. J. McChesney, Charleston  
 H. C. Alexander, Clarksburg  
 W. R. Cromwell, Elkins  
 Lawson Starcher, Grafton  
 F. H. Babb, Keyser  
 H. L. Alexander, Martinsburg  
 W. F. Naret, Morgantown  
 L. S. Tully, Mt. Hope  
 A. B. White, Jr., Parkersburg  
 F. N. Alderson, Summersville  
 C. J. Hyer, Sutton  
 W. R. Miller, Wellsburg  
 L. C. Paull, Wheeling  
 J. N. Hendrix, Wheeling  
 Nora F. Orrahood, Parkersburg  
 C. C. Cleavenger, Spencer  
 Alex Garred, Huntington  
 W. B. Johnson, Logan  
 S. F. Cleghon, Princeton  
 F. F. Scaggs, Wayne  
 J. D. Thomas, Winfield  
 Howard Phippe, Beckley

**FIDELITY INVESTMENT****GENERAL ACCIDENT F. & L. ASSURANCE**

James Barker, Parkersburg  
 Wm. Hoefling, Parkersburg  
 J. H. Leonard, Parkersburg  
 R. H. Predmore, Charleston  
 J. F. Stout, Clarksburg  
 Dages Boyles, Clarksburg

DeWitt Gallaher, Charleston  
 W. B. Lavisourt, Keystone  
 B. W. Miller, Parkersburg  
 J. B. Robertson, Princeton  
 G. E. Sutherland, Charleston

**GEORGIA CASUALTY**

J. F. Land, Bluefield  
 L. G. Jeffries, Charleston  
 F. M. Wartenburg, Logan  
 H. L. Alexander, Martinsburg

Mose Boiarsky, Charleston  
 L. L. Shore, Charleston  
 J. B. Workman, Logan  
 E. S. Reeser, Huntington

**GLOBE INDEMNITY**

T. S. Williams, Beckley  
 D. W. Patterson, Charleston  
 H. A. Alexander, Clarksburg  
 W. R. Cromwell, Elkins  
 Joe Park, Parkersburg  
 W. R. Miller, Wellsburg  
 T. A. Edwards, Weston  
 J. G. Gardiner, Huntington

J. H. Campbell, Charleston  
 W. Scott Wyszog, Clarksburg  
 J. W. Smith, Jr., Clarksburg  
 J. R. Nadenbousch, Martinsburg  
 F. V. Carpenter, Ridgely  
 W. A. Edwards, Weston  
 G. K. Wheat, Wheeling

**HARDWARE MUTUAL CASUALTY**

J. T. Callison, Charleston

G. A. Randolph, Charleston

**HARTFORD ACCIDENT AND INDEMNITY**

H. K. Pancake, Huntington  
 T. A. Edwards, Weston  
 M. J. Schlesinger, Wheeling  
 Edwin Mann, Bluefield  
 G. L. Humes, Follansbee  
 E. S. Romine, Wheeling  
 Howard Phipps, Beckley  
 Mabel Williams, Clarksburg  
 J. L. Mosher, Moundsville  
 M. L. Nichols, Fairmont  
 C. E. Miller, Morgantown  
 C. W. Thomson, Kenova  
 C. C. Wright, Moundsville  
 J. E. Bass, Lewisburg  
 H. L. Alexander, Martinsburg  
 A. A. Taylor, Wheeling

W. A. Edwards, Weston  
 C. S. Schlesinger, Wheeling  
 A. W. Ensheimer, Wheeling  
 C. A. Bradshaw, Bluefield  
 G. P. Folmar, Wheeling  
 C. L. Heaberlin, Beckley  
 L. B. Hornor, Clarksburg  
 J. H. McCoy, Sistersville  
 H. F. Smith, Fairmont  
 Harry Sanders, Morgantown  
 J. M. Small, Martinsburg  
 H. W. Thomson, Moundsville  
 O. F. Payne, Charleston  
 F. H. Mays, Lewisburg  
 J. R. Nadenbousch, Martinsburg

**HARTFORD STEAM BOILER**

H. L. Alexander, Martinsburg  
 W. F. Alexander, Clarksburg  
 G. Amos Barrett, Elkins  
 H. M. Dudley, Parsons  
 O. G. Stutley, St. Albans  
 G. H. Ellis, St. Albans  
 W. D. Corder, Philippi  
 W. C. Dick, Charleston  
 W. G. Edwards, Martinsburg  
 T. A. Edwards, Weston  
 Chas. Bradshaw, Bluefield  
 G. E. Sutherland, Charleston  
 C. G. Hood, Fairmont  
 H. L. Walsh, Fairmont  
 O. W. Holtz, Clarksburg  
 W. B. Johnson, Logan  
 B. A. Locke, St. Marys  
 D. W. Patterson, Charleston  
 A. J. Kincaid, Montgomery  
 M. H. Paull, Wheeling  
 W. B. Cruise, Grafton  
 R. M. Parrish, Grafton  
 J. Reefer, Clarksburg  
 C. E. Miller, Morgantown  
 E. C. Smith, Weston  
 V. C. Somers, Berkeley Springs  
 C. W. Thornburg, Huntington  
 J. A. Powie, Wheeling  
 J. A. Washington, Charles Town

C. B. Alexander, Clarksburg  
 Blanche B. Baker, Weirton  
 B. P. Blackburn, Parkersburg  
 Ray Evans, Bluefield  
 W. H. Wilson, St. Albans  
 J. H. Campbell, Charleston  
 R. P. DeVan, Charleston  
 Genevieve Palmer, Charleston  
 W. A. Edwards, Weston  
 Edwin Mann, Bluefield  
 DeWitt Gallaher, Charleston  
 D. F. Blake, Mt. Hope  
 Smith Hood, Fairmont  
 D. D. Holtz, Clarksburg  
 J. T. Jennings, Charleston  
 B. A. Koblegard, Weston  
 Wm. Lohmeyer, Charleston  
 W. R. Miller, Wellsburg  
 W. H. Darnall, Mt. Hope  
 J. M. Hendrix, Wheeling  
 O. E. Parrish, Grafton  
 R. L. Hutchinson, Ft. Pleasant  
 Harry Sanders, Morgantown  
 J. M. Small, Martinsburg  
 E. C. Smith, Weston  
 Lawson Starcher, Grafton  
 H. Watts, Huntington  
 O. F. Payne, Charleston  
 W. F. Alexander, Charles Town

E. E. Cook, Charles Town  
A. H. Schuneman, Welch  
R. D. Watts, Beckley  
Harry G. Williams, Williamson  
J. L. Wiant, Charleston  
F. H. Creese, Huntington

J. W. Blakeley, Welch  
Geo. Robson, Charleston  
Weasley Wilkes, Beckley  
J. E. Walcott, Wheeling  
D. S. Weistling, Charleston  
W. E. Deegans, Huntington

**INDEMNITY INSURANCE CO.**

B. R. Winkler, Charleston  
L. G. Jeffries, Charleston  
C. I. Thornburg, Huntington  
Hans Watts, Huntington  
C. N. Pickens, Charleston

E. C. Jones, Charleston  
L. L. Shore, Charleston  
C. W. Thornburg, Huntington  
W. H. Darnall, Mt. Hope  
Harry Bekenstein

**INTER-OCEAN CASUALTY**

Frank Feagan, Charleston  
J. E. Vaughan, Charleston  
Wm. Doran, Charleston  
H. H. Woodruff, Charleston  
P. C. Tardy, Montgomery  
L. R. Epling, North Fork  
J. K. Taylor, Tams  
C. G. Howes, Parkersburg  
C. W. Yancy, Bluefield  
F. F. Berry, Mt. Hope  
C. L. Ball, Huntington  
H. R. Sexton, Maitland  
D. K. Meadows, Kenova  
J. C. Mangus, Mullins  
H. E. Peters, Fairmont  
Hunter Green, Huntington  
S. P. Williams, Crystal  
J. D. Slack, Huntington  
W. B. Martins, Coopers  
Carl Vincent, Worth  
C. M. Armbruster, McDowell  
D. I. Whiting, Clarksburg

W. D. Justus, Charleston  
R. A. Webster, Charleston  
R. C. Wyson, Charleston  
R. H. Woody, Welch  
G. E. Schmidt, Beckley  
Allen Meador, Matoaka  
W. J. Cochran, Scarbro  
J. H. Miles, Kimball  
W. A. Bugbee, Williamson  
R. D. Brown, Mullins  
W. G. Slaughter, Huntington  
H. J. Reid, Huntington  
J. P. Stewart, Bluefield  
Edw. Buchanan, Welch  
W. S. Moore, Williamson  
I. M. Hanna, Pageton  
C. B. Warren, Huntington  
C. W. Cordial, Huntington  
F. P. Slack, Huntington  
A. W. Jones, Keystone  
B. F. Wood, Crumpler

**LLOYDS PLATE GLASS**

R. D. Watts, Beckley  
C. A. Bradshaw, Bluefield  
R. B. Willison, Clarksburg  
S. E. Miller, Fairmont  
C. G. Smith, Martinsburg  
Jos. Park, Parkersburg  
A. A. Warren, Weston

Edwin Mann, Bluefield  
D. W. Patterson, Charleston  
A. F. Dennison, Clarksburg  
M. L. Comstock, Huntington  
W. R. Chapman, Morgantown  
S. F. Cleghon, Princeton

**LONDON GUARANTEE**

O. F. Payne, Charleston  
A. S. Paull, Wheeling  
E. G. Roberts, Moundsville  
E. R. Burnside, Clarksburg

Alfred Paull, Wheeling  
H. E. Pilcher, Huntington  
R. E. Thornburg, Huntington  
Lee C. Paull, Wheeling

**LOYAL PROTECTIVE**

G. S. Fullerton, Morgantown  
L. H. Newman, Huntington

M. Hutchinson, Hinton  
C. M. Sperry, Miletus

**MARYLAND CASUALTY**

Wesley Wilkes, Beckley  
Mrs. H. H. Jones, Belington  
C. A. Bradshaw, Bluefield  
J. F. Land, Bluefield  
S. E. Young, Buckhannon  
G. E. Sutherland, Charleston  
D. W. Patterson, Charleston  
R. R. Woolf, Charleston  
E. C. Baxter, Chester  
W. S. Wyson, Clarksburg  
E. G. Meyer, Davis  
E. F. Halbert, Fairmont  
Lawson Starcher, Grafton  
John Dobson, Huntington  
H. E. Ctagg, Huntington  
J. E. Gardner, Keyser  
F. H. Mays, Lewisburg  
J. B. Brady, Kingwood  
C. Granville Smith, Martinsburg

R. D. Watts, Beckley  
Mrs. G. M. Weaver, Berkeley Springs  
Edwin Mann, Bluefield  
G. E. Drummond, Buckhannon  
DeWitt Gallaher, Charleston  
Wm. Lohmeyer, Charleston  
O. F. Payne, Charleston  
J. E. Burns, Charles Town  
E. R. Burnside, Clarksburg  
Chas. Long, Clarksburg  
W. H. Keim, Elkins  
C. B. Trenor, Fire Creek  
J. M. Meador, Hinton  
C. A. Staats, Huntington  
C. W. Shomo, Junior  
J. E. Bass, Lewisburg  
B. L. Holland, Logan  
F. M. Sydnor, Marlinton  
Earl Dixon, Masontown

A. J. Kincaid, Montgomery  
 R. L. Mace, Morgantown  
 E. G. Roberts, Moundsville  
 F. C. Kaylor, Petersburg  
 A. B. White, Jr., Parkersburg  
 W. D. Corder, Philippi  
 I. V. Cowgill, Romney  
 D. H. Kauffelt, Ronceverte  
 S. G. Pyle, Sistersville  
 J. F. Emig, Wheeling  
 M. E. Rolf, Wheeling  
 H. G. Williams, Williamson  
 M. S. Taylor, Welch  
 P. R. Callahan, Wheeling  
 J. G. O'Connor, Elkins  
 Edward Kilver, Wheeling  
 H. T. Burnside, Clarksburg  
 W. E. Deegans, Huntington  
 Lloyd Faylor, Richwood  
 W. B. Hines, White Sulphur  
 B. F. Taylor, Welch  
 R. B. Adams, Burnsville

N. R. Coles, Nontgomery  
 M. T. Sisler, Morgantown  
 L. E. Frantz, Mullins  
 O. H. Ballard, Princeton  
 Nora F. Orrahood, Parkersburg  
 J. S. Lantz, Reedsville  
 C. E. Boone, Ronceverte  
 O. G. Studler, St. Albans  
 H. M. Dunlevy, Weirton  
 C. H. Merkel, Wheeling  
 H. H. Andrews, Whitesville  
 L. S. Spaulding, Williamson  
 W. W. Hoover, Webster Springs  
 J. J. O'Kane, Wheeling  
 LaFayette Graner, Wheeling  
 C. C. Boston, Charleston  
 H. H. Keim, Elkins  
 Georgia St. Clair, Mt. Hope  
 G. H. Ellis, St. Albans  
 Maude P. Dickinson, Williamson  
 Leslie Baylis, Charleston

#### MASSACHUSETTS PROTECTIVE

A. H. Brown, Parkersburg  
 L. E. Smith, Pageton  
 G. H. Critea, Logan  
 J. LeSage, Huntington  
 D. S. Griffith, Ceredo  
 J. M. Queen, Crum  
 C. S. McKensie, Bluefield

Allen Frasher, Huntington  
 B. E. Waldron, English  
 Frank Fisher, Williamson  
 Clarence Stewart, Charleston  
 G. J. Hughes, Hinton  
 J. H. Hutchinson, Pt. Pleasant

#### MASSACHUSETTS BONDING

E. E. Huddleston, Beckley  
 J. T. Wright, Bluefield  
 R. L. Frazier, Jr., Charleston  
 Ohley Graham, Fairmont  
 J. F. Ellis, Huntington  
 J. Frank Thompson, Martinsburg  
 G. L. Snodgrass, Parkersburg  
 Geo. Todd, St. Albans  
 A. S. Paull, Wheeling  
 A. L. Conrey, Charleston  
 L. H. Jarrett, Charleston  
 J. T. Myers, Blue Creek  
 H. E. Tucker, Martinsburg  
 J. E. Chic, Huntington  
 W. M. Straus, Parkersburg  
 W. H. Tunnell, English

H. T. Alabaugh, Berkeley Springs  
 R. L. Frazier, Charleston  
 H. M. Carson, Charleston  
 J. G. Fredeking, Hinton  
 H. S. Ellis, Huntington  
 J. P. Crawford, Morgantown  
 W. H. Morgan, Parkersburg  
 Alfred Paull, Wheeling  
 C. K. Chambers, Martinsburg  
 C. F. House, Charleston  
 M. L. McMullen, Huntington  
 W. W. Sanders, Charleston  
 R. L. Pixler, Huntington  
 J. G. Matney, Princeton  
 D. S. Lee, Hurricane  
 W. R. Smith, Berkeley Springs

#### MERIDIAN

Moses Atkins, Greenview  
 E. M. Cabell, Kay Moor  
 L. S. Gandy, Lester  
 J. E. Justice, Lyburn  
 F. N. Smith, Miami  
 F. C. Biggs, Bramwell

J. R. Brunk, Fairmont  
 Nick George, Wheeling  
 W. T. Hall, Charleston  
 J. L. Reavis, Charleston  
 B. F. Thorne, Beckley  
 B. F. Hood, Mullins

#### METROPOLITAN CASUALTY

B. R. Winkler, Charleston  
 W. F. Alexander, Clarksburg  
 S. M. Muegrove, Grafton  
 C. W. Blair, Huntington  
 H. L. Alexander, Martinsburg  
 E. P. Chancellor, Jr., Parkersburg  
 David Georing Morgan, Wheeling

E. C. Jones, Charleston  
 C. B. Alexander, Clarksburg  
 J. M. Meador, Hinton  
 P. C. Buffington, Huntington  
 E. G. Roberts, Moundsville  
 David G. Morgan, Wheeling  
 E. E. Shaffer, Wheeling

#### NATIONAL CASUALTY

J. E. Bauer, White Sulphur Springs  
 T. G. Price, Monongah  
 D. E. Templeton, Bluefield  
 Lee Justice, Logan  
 C. A. Staats, Huntington  
 L. B. Rutherford, Charleston  
 P. R. Callahan, Wheeling

B. W. Payne, Beckley  
 F. P. Sexton, Buckhannon  
 Wm. Lohmeyer, Charleston  
 G. E. Shinkle, Huntington  
 D. W. Patterson, Charleston  
 C. M. Williams, Huntington

## NATIONAL RELIEF

R. C. Booz, Mabecott  
 Bob Bryant, Mayberry  
 L. D. Cook, Belington  
 A. C. Hall, Charleston  
 C. B. Mouser, Grafton  
 J. M. Small, Wheeling

J. A. Bowen, Gassaway  
 W. E. Cart, Charleston  
 C. E. Cummings, Parkersburg  
 John Hartley, Fairmont  
 J. C. Shutte, Wheeling

## NATIONAL SURETY

H. B. Rowe, Alderson  
 Wesley Wilkes, Beckley  
 J. H. Siler, Berkeley Springs  
 Edwin Mann, Bluefield  
 W. P. Hawley, Bluefield  
 O. J. Caldwell, Bluefield  
 U. G. Young, Buckhannon  
 H. B. Marshall, Burnsville  
 William Jones, Charleston  
 B. R. Winkler, Charleston  
 J. T. Crane, Charleston  
 Simon Fuhrman, Charleston  
 B. F. Hornor, Clarksburg  
 A. F. Dennison, Clarksburg  
 H. R. Isard, Danville  
 C. R. Hall, Fairmont  
 C. G. Hood, Fairmont  
 W. H. Coontz, Fairview  
 G. E. Williams, Flemington  
 B. H. Hiner, Franklin  
 B. W. Craddock, Glenville  
 N. F. Kendall, Grafton  
 C. A. Jarvis, Grantsville  
 V. F. Coopers, Harrisville  
 O. P. Vines, Hinton  
 C. W. Thornburg, Huntington  
 E. J. Wilcox, Kenova  
 B. L. Holland, Logan  
 W. O. Nutter, Lost Creek  
 N. C. McNeal, Marlinton  
 W. P. Godfrey, Matoaka  
 T. G. Price, Monongah  
 Miss Ruth C. Wood, Morgantown  
 D. K. Marchand, Morgantown  
 G. R. Gay, Mt. Hope  
 A. C. Renick, Mt. Hope  
 A. C. Renick, Mt. Hope  
 G. C. Worrell, Mullins  
 Geo. Allen, New Martinsville  
 Samuel Logan, Parkersburg  
 W. G. Peterkin, Parkersburg  
 H. R. Dudley, Parsons  
 L. J. Forman, Petersburg  
 R. McV. Drane, Piedmont  
 J. W. Windon, Pt. Pleasant  
 A. H. Elliott, Pullman  
 J. W. Baxter, Renick  
 J. D. Rake, Richwood  
 Fred Diddle, Salem  
 W. H. Bishop, Spencer  
 J. A. Schauwecker, St. Marys  
 F. L. Fox, Sutton  
 C. E. Trembly, Terra Alta  
 O. C. Pence, Walton  
 T. H. S. Curd, Welch  
 G. C. Curtis, Wellsburg  
 T. A. Lambert, Welch  
 L. R. Charter, Jr., West Union  
 C. S. Schlesinger, Wheeling  
 R. D. Irvine, Wheeling  
 H. J. Mullarkey, Wheeling  
 W. P. Kincaid, Summersville  
 G. S. Plumley, Charleston  
 G. E. Straley, Ripley  
 G. A. Barrett, Elkins

J. I. Scott, Athens  
 R. D. Watts, Beckley  
 L. R. Fowler, Beverly  
 C. A. Bradshaw, Bluefield  
 J. H. Wright, Bluefield  
 Jeremiah Thomas, Bruceton Mills  
 J. C. McWhorter, Buckhannon  
 A. J. Kincaid, Montgomery  
 E. C. Jones, Charleston  
 F. R. Bell, Charleston  
 F. D. Drumbheller, Charleston  
 H. E. Stealey, Clarksburg  
 R. B. Willison, Clarksburg  
 W. M. Summers, Clendenin  
 G. P. Whetsell, Elkins  
 J. W. Preston, Fairmont  
 L. E. Shaffer, Fairmont  
 C. E. Mahan, Jr., Fayetteville  
 H. M. Calhoun, Franklin  
 P. O. Frame, Gassaway  
 R. M. Parrish, Grafton  
 L. J. Loar, Grafton  
 H. Adams, Harrisville  
 J. K. Marshall, Hillsboro  
 W. H. Sawyers, Hinton  
 Hans Watts, Huntington  
 W. E. Crooks, Keyser  
 C. C. Chambers, Logan  
 G. S. Furbee, Mannington  
 J. R. Nadenbousch, Martinsburg  
 G. L. Morris, Middlebourne  
 M. W. Gamble, Moorefield  
 C. D. Barbe, Morgantown  
 J. A. Sigafosse, Moundsville  
 J. E. Garrett, Mt. Hope  
 Geo. St. Clair, Mt. Hope  
 Georgia St. Clair, Mt. Hope  
 D. D. Moran, Mullins  
 W. A. Creager, Northfork  
 F. L. Sumner, Parkersburg  
 I. D. Davis, Parkersburg  
 W. K. Pritt, Parsons  
 W. D. Corder, Philippi  
 R. L. Hutchinson, Pt. Pleasant  
 S. F. Cleghon, Princeton  
 A. L. Thrash, Reedy  
 L. F. Herold, Richwood  
 K. K. Hyre, Ripley  
 J. L. Fish, Sistersville  
 D. B. Fleming, St. Marys  
 C. W. Jones, Shinnston  
 W. F. Morrison, Sr., Sutton  
 J. C. McClagherty, Union  
 C. J. Gearhart, Welch  
 C. E. Thompson, Wellsburg  
 L. D. Wilmore, Welch  
 E. G. Smith, Weston  
 A. A. Taylor, Wheeling  
 M. J. Schlesinger, Wheeling  
 J. F. Ebeling, Wheeling  
 H. G. Williams, Williamson  
 H. M. Taylor, Wheeling  
 N. W. French, Charleston  
 T. J. O'Brien, Montgomery

## NEW AMSTERDAM CASUALTY

D. F. Blake, Charleston  
 C. R. Morgan, Charleston  
 J. A. Hannaman, Parkersburg  
 R. A. Foose, Wheeling

J. S. Darst, Charleston  
 W. H. Darnall, Mt. Hope  
 W. S. Foose, Wheeling  
 G. E. Crandall, Clarksburg

**NEW JERSEY FIDELITY & PLATE GLASS**

H. H. Harvey, Huntington  
 J. N. Hendrix, Wheeling  
 M. H. Paull, Wheeling  
 E. F. Jackson, Charleston  
 C. C. Boston, Charleston

H. C. Harvey, Huntington  
 Wm. Lohmeyer, Charleston  
 A. W. Werninger, Huntington  
 H. F. Rymer, Charleston

**NEW YORK PLATE GLASS**

Ray Evans, Bluefield  
 R. P. DeVan, Charleston  
 G. E. Sutherland, Charleston  
 J. W. Preston, Fairmont  
 H. Watts, Huntington  
 H. L. Alexander, Martinsburg  
 C. E. Miller, Morgantown  
 Sam'l Logan, Parkersburg  
 G. L. Snodgrass, Parkersburg  
 A. A. Taylor, Wheeling

G. C. Dick, Charleston  
 DeWitt Gallaher, Charleston  
 B. Frank Hornor, Clarksburg  
 C. W. Thornburg, Huntington  
 Jesse Shimp, Mannington  
 J. Roy Nadenbousch, Martinsburg  
 Harry Sanders, Morgantown  
 F. L. Summers, Parkersburg  
 G. J. Mathison, Wheeling  
 J. A. Mathison, Parkersburg

**NORTH AMERICAN ACCIDENT**

F. K. Brets, Morgantown  
 R. M. Caldwell, Clarksburg  
 W. C. Cooper, Webster Springs  
 J. R. Guthrie, Cass  
 V. H. Halstead, Gauley Bridge  
 A. E. King, Sharples  
 R. C. McDowell, Roncerverte  
 O. C. Skinner, Orlando  
 A. T. Braddock, Wheeling  
 C. J. McDonie, Yates  
 E. W. McNeill, Morgantown  
 A. I. Garrett, Fairmont  
 C. E. Jones, West Union  
 J. H. Sizemore, Canebrake  
 O. J. Caldwell, Bluefield  
 D. J. Schamotka, Fairmont  
 E. A. Bailey, Huntington  
 W. L. Mengert, Huntington  
 O. L. Kendall, Charleston  
 E. R. Garland, Huntington  
 A. Giovanni, Ennis

J. L. Dougan, Morgantown  
 W. E. Canada, Yolyn  
 C. O. Gallaher, Coalton  
 Graefe Halstead, Gauley Bridge  
 Miss M. A. Holliday, Clarksburg  
 C. A. McDowell, Clarksburg  
 J. G. McGuire, Logan  
 W. N. Snedegar, Elkins  
 Z. P. Pennywitt, Huntington  
 F. A. Dotson, Huntington  
 C. P. Reynolds, Williamson  
 F. E. Cassidy, Follansbee  
 L. H. Ware, Thayer  
 J. P. Fuller, Huntington  
 M. J. Aitkens, Pennsboro  
 J. H. Meade, Gary  
 E. M. McGrail, Huntington  
 J. H. Phillips, Keyser  
 Maggie M. Sheppard, Parkersburg  
 B. F. Fitchett, Wellsburg  
 J. F. Bradford, Moundsville

**OCEAN ACCIDENT & GUARANTY CORP.**

E. P. Chancellor, Jr., Parkersburg  
 Ray Evans, Bluefield  
 E. C. Jones, Charleston  
 J. B. Morris, Wheeling  
 J. W. Preston, Fairmont  
 H. W. Shelton, Huntington  
 A. A. Taylor, Wheeling  
 J. A. Washington, Charles Town  
 W. F. Alexander, Charles Town

E. E. Cooke, Charles Town  
 Wm. Jones, Charleston  
 C. E. Miller, Morgantown  
 J. K. Parsons, Huntington  
 Harry Sanders, Morgantown  
 J. R. Shelton, Huntington  
 H. M. Taylor, Wheeling  
 G. B. Waters, Clarksburg  
 D. L. Swearingen, Parkersburg

**OHIO CASUALTY**

J. H. Campbell, Charleston  
 C. B. Robertson, Clarksburg  
 J. G. Gardiner, Huntington

G. S. Weistling, Charleston  
 H. D. Talbott, Clarksburg

**PERLESS CASUALTY****PREFERRED ACCIDENT**

C. W. Blair, Huntington  
 B. R. Blackford, Parkersburg  
 J. N. Hendrix, Wheeling  
 C. O. Morris, Charleston  
 C. A. Loar, Huntington  
 W. R. Wilson, Kenova  
 H. L. Swisher, Morgantown

P. C. Buffington, Huntington  
 Wm. Fette, Wheeling  
 Hamilton Morris, Charleston  
 A. Paull, Wheeling  
 F. P. Sexton, Buckhannon  
 F. Guy Ash, Morgantown  
 W. R. Godfrey, Matoaka

**UNITED CASUALTY**

M. C. Holt, Turkey Knob

A. N. Wright, Freeman

**REPUBLIC CASUALTY**

M. Boirasky, Charleston  
 John Claypool, Charleston  
 S. F. Cleghon, Princeton

Harry Bekenstein, Charleston  
 H. E. Cragg, Huntington  
 Simon Fuhrman, Charleston

A. L. Garred, Huntington  
 C. T. Hardman, Charleston  
 J. E. Kelley, Fairmont  
 C. P. Lowry, Charleston  
 J. G. McGuire, Charleston  
 C. B. Robertson, Huntington  
 D. L. Swearingen, Parkersburg  
 L. L. Shore, Charleston  
 C. C. Smith, Martinsburg  
 J. H. Wright, Bluefield

J. J. Gibbs, Jr., Wheeling  
 L. G. Jeffries, Charleston  
 I. L. Laughlin, Fairmont  
 F. S. McIntosh, Huntington  
 B. L. Mott, Huntington  
 J. Paul Rusk, Charleston  
 C. Granville Smith, Martinsburg  
 C. A. Staats, Huntington  
 H. D. Talbott, Huntington  
 Stewart McElvoy, Morgantown

*RIDGELY PROTECTIVE*

G. W. Branham, Bluefield  
 F. M. Craig, Buffalo  
 J. E. Matthews, Bluefield  
 J. A. Morrison, Moundsville  
 T. E. Watson, St. Marys  
 R. J. Rice, Hinton  
 W. F. Witmer, Amigo

H. D. Brumfield, Princeton  
 R. A. Long, Sabraton  
 C. M. Morrison, Dunbar  
 E. B. Nicholson, Shinston  
 C. L. Hall, Fairmont  
 A. L. Symmons, St. Marys  
 R. N. Branham, Bluefield

*ROYAL INDEMNITY*

F. R. Bell, Charleston  
 J. T. Crane, Charleston  
 W. G. N. Shober, Charleston  
 W. F. Alexander, Charles Town  
 Simon Fuhrman, Charleston  
 C. B. Alexander, Clarksburg  
 L. M. Emrick, Huntington  
 Mary B. Brown, Huntington  
 R. C. Grove, Martinsburg  
 C. C. Dutton, Parkersburg  
 E. C. Whitehead, Wheeling

H. D. Litaker, Charleston  
 M. A. Davis, Charleston  
 J. A. Washington, Charles Town  
 E. E. Cooke, Charles Town  
 Howard Post, Clarksburg  
 W. F. Alexander, Clarksburg  
 A. W. Werninger, West Union  
 G. M. Bowers, Jr., Martinsburg  
 W. F. Naret, Morgantown  
 Ralph Whitehead, Wheeling

*SESSIONS LOAN & TRUST*

H. E. Pople, Clarksburg  
 Gilbert Gwyn, Fairmont  
 O. D. Fear, Fairmont

M. C. Raikes, Clarksburg  
 L. Y. Gwyn, Morgantown

*SOUTHERN SURETY*

Rosalie E. Shaw, Sharples  
 C. R. Morgan, Charleston  
 H. C. McMillen, Huntington  
 J. E. Woofter, Morgantown  
 Wm. Hoefling, Parkersburg  
 Chas. Long, Clarksburg  
 J. N. Siale, Fairmont  
 Wm. Gutman, Wheeling  
 T. E. I. O'Donnell, Wheeling

J. E. Stealey, Clarksburg  
 J. S. Darst, Charleston  
 Carl Riggs, Fairmont  
 R. W. Miller, Parkersburg  
 I. L. Swiger, Clarksburg  
 Frank Corbin, Charleston  
 Virgil Stump, Fairmont  
 A. R. Campbell, Wheeling  
 M. L. Evans, Charleston

*STANDARD ACCIDENT*

H. H. J hilo, Wheeling  
 W. H. Wilson, St. Albans  
 W. R. Miller, Wellsburg  
 R. A. Foose, Wheeling  
 Mabel Williams, Clarksburg  
 W. H. Morgan, Parkersburg  
 J. M. Small, Martinsburg  
 C. W. Thornburg, Huntington  
 Geo. Allen, New Martinsville  
 H. H. Bear, Hinton  
 John Claypool, Logan  
 Jas. H. Hall, Huntington  
 J. N. Hendrix, Wheeling  
 W. P. McCue, Morgantown  
 C. H. Merkel, Wheeling  
 W. F. Naret, Morgantown  
 R. D. Reeves, Charleston  
 T. J. Rowens, Charleston  
 LeMar Satterfield, Fairmont  
 J. A. Shrewsbury, Parkersburg  
 A. F. Dennison, Clarksburg  
 O. J. Caldon, Bluefield  
 J. H. Wright, Bluefield  
 T. J. Adams, Huntington  
 D. H. Reynolds, Parkersburg

O. F. Payne, St. Albans  
 O. G. Stutler, St. Albans  
 W. B. Foose, Wheeling  
 L. B. Hornor, Clarksburg  
 C. A. Longacre, West Union  
 C. V. Pownall, Martinsburg  
 R. M. Thomason, Spencer  
 Hans Watts, Huntington  
 Altie C. Atha, Mannington  
 S. P. Catron, Huntington  
 Nettie Davis, Huntington  
 E. A. Hart, New Cumberland  
 Kirk King, Clarksburg  
 J. G. McGuire, Logan  
 T. R. Moore, Charles Town  
 J. H. Norton, Ft. Pleasant  
 E. G. Roberts, Moundsville  
 J. P. Rusk, Charleston  
 G. L. Schrader, Charleston  
 F. B. Willison, Clarksburg  
 J. E. Robinson, Wheeling  
 H. A. Lilly, Bluefield  
 V. K. Smith, Wheeling  
 J. S. Blackburn, Thurmond  
 A. H. Reynolds, Parkersburg

## TRAVELERS INDEMNITY

H. D. Litaker, Charleston  
 A. G. Clayton, Mannington  
 W. D. Corder, Philippi  
 E. D. Denning, Ravenswood  
 H. J. Hofman, Wheeling  
 J. L. Fish, Sistersville  
 G. L. Humes, Follansbee  
 L. E. Frantz, Mullins  
 W. R. Hayes, Oak Hill  
 E. G. Jackson, Chester  
 A. L. Keller, Huntington  
 J. E. Kelley, Fairmont  
 B. A. Locke, St. Marys  
 F. L. Summers, Parkersburg  
 D. W. Patterson, Charleston  
 A. L. Hartley, Morgantown  
 T. R. Moore, Charles Town  
 R. B. Naylor, Wheeling  
 S. O. Norton, Montgomery  
 O. E. Parrish, Grafton  
 Otha Sayre, Elkins  
 H. D. Talbot, Clarksburg  
 R. M. Thomason, Spencer  
 Hans Watts, Huntington  
 Wesley Wilkes, Beckley  
 W. J. Wingerter, Wheeling  
 J. T. Jennings, Charleston  
 G. P. Whetsell, Elkins

H. W. Biggs, Bluefield  
 J. H. Campbell, Charleston  
 W. E. Crooks, Keyser  
 W. J. Ely, Jr., Wheeling  
 T. E. I. O'Donnell, Wheeling  
 W. A. Foley, Wheeling  
 J. A. Franka, Cameros  
 R. P. Griffith, Wheeling  
 J. G. Fredeking, Hinton  
 C. J. Johnson, Wheeling  
 A. Merry Gordon, Huntington  
 I. L. Laughlin, Fairmont  
 Lee Justice, Logan  
 Wm. Lohmeyer, Charleston  
 W. N. Malone, Grafton  
 D. K. Marohand, Morgantown  
 A. G. Morden, Wheeling  
 A. B. Noland, Wellburg  
 R. M. Parrish, Grafton  
 Edward Jubling, Williamson  
 C. E. Smith, Martinsburg  
 C. B. Robertson, Clarksburg  
 C. W. Thornburg, Huntington  
 Blaine Bell, Pt. Pleasant  
 R. D. Watts, Beckley  
 C. H. Wright, Charleston  
 W. R. Burdette, Lewisburg  
 A. E. Coffield, New Martinsville

## UNION INDEMNITY

J. W. Alger, Hambleton  
 Chas. Boswell, Teter  
 A. B. Brode, Huntington  
 C. J. Stewart, Morgantown  
 L. G. Jeffries, Charleston  
 H. A. Robson, Charleston  
 J. N. Dean, Wheeling  
 C. W. Blair, Huntington  
 L. L. Shore, Charleston

W. R. Argabright, Hinton  
 T. C. Startaman, Fairmont  
 Ben Moffatt, Cowen  
 N. E. White, Beckley  
 G. C. Robson, Charleston  
 F. S. Smith, Parkersburg  
 H. C. Gordon, Huntington  
 P. C. Buffington, Huntington

## UNITED STATES CASUALTY

A. R. Campbell, Wheeling  
 F. R. Bell, Charleston  
 W. J. Beury, Bluefield  
 Ray Evans, Bluefield  
 L. B. Hornor, Clarksburg  
 H. D. Litaker, Charleston  
 W. S. Lovell, Charleston  
 Jay Reeler, Clarksburg  
 W. A. Wilson, Williamson  
 H. H. Carr, Ridgely  
 N. R. Coles, Montgomery  
 H. H. Keim, Elkins  
 H. E. Cragg, Huntington

F. W. Gandy, Morgantown  
 W. R. Chapman, Morgantown  
 J. T. Crane, Charleston  
 Wm. Fette, Wheeling  
 W. H. Keim, Elkins  
 C. A. Loar, Huntington  
 A. C. Preston, Williamson  
 Morris Watts, Bluefield  
 Marjorie Wood, Charleston  
 H. W. Scott, Fairmont  
 M. W. Donally, Charleston  
 F. Guy Ash, Morgantown  
 C. A. Staats, Huntington

## UNITED STATES FIDELITY &amp; GUARANTY

C. L. Heaberlin, Beckley  
 H. W. Bayer, Berkeley Springs  
 C. A. Pearson, Bluefield  
 Wm. Lohmeyer, Charleston  
 B. B. James, Charleston  
 W. F. Alexander, Charles Town  
 T. R. Moore, Charles Town  
 W. Scott Wyson, Clarksburg  
 W. H. Keim, Elkins  
 S. E. Miller, Fairmont  
 S. B. Holbert, Fairmont  
 Magee McClung, Fayetteville  
 C. W. Flesher, Gassaway  
 J. H. S. Barlow, Grafton  
 E. J. Elkins, Hamlin  
 L. P. Graham, Hinton  
 R. L. Hutchinson, Pt. Pleasant  
 R. N. Vermillion, Princeton  
 C. L. Jamison, Ravenswood  
 J. M. Dobbins, Richwood  
 K. K. Hyre, Ripley  
 W. C. Dotson, St. Marys

Howard Phipps, Beckley  
 E. H. Easley, Bluefield  
 K. B. Sexton, Buikhannon  
 D. W. Patterson, Charleston  
 J. A. Washington, Charles Town  
 E. E. Cooke, Charles Town  
 M. C. Moore, Charles Town  
 G. W. Roberts, Elizabeth  
 H. H. Keim, Elkins  
 J. C. Miller, Fairmont  
 E. F. Holbert, Fairmont  
 B. H. Hiner, Franklin  
 G. B. Young, Glenville  
 W. B. Cruise, Grafton  
 T. J. Davis, Harrisville  
 T. H. Clay, Huntington  
 M. A. Lowe, Princeton  
 W. S. Dangerfield, Princeton  
 J. J. Dotson, Richwood  
 J. K. Dotson, Richwood  
 J. C. Linthicum, Romney  
 John Kinkaid, Sistersville



P. S. Bell, Spencer  
 C. S. Scagg, Wayne  
 J. W. Blakeley, Welch  
 J. A. Gist, Wellsburg  
 T. A. Edwards, Weston  
 Alfred Paull, Wheeling  
 L. C. Paull, Wheeling  
 Julius Pollock, Wheeling  
 C. C. Williamson, Williamson  
 J. H. Grogan, Huntington  
 H. G. Fisher, Keyser  
 G. C. Steele, Logan  
 W. J. Yeager, Marlinton  
 P. R. Harrison, Martinsburg  
 W. R. Godfrey, Matoaka  
 S. O. Norton, Montgomery  
 W. J. Sull, Morgantown  
 P. A. Deechan, Moundsville  
 W. H. Darnall, Mt. Hope  
 D. F. Moore, New Martinsville  
 J. H. Knapp, Sr., Parkersburg  
 J. V. Langfitt, Parkersburg  
 G. G. Lambert, Parsons  
 A. S. Poling, Philippi  
 A. G. Mathews, Grantsville  
 H. C. Alexander, Clarksburg  
 C. W. Vierheller, Parkersburg  
 B. F. Sine, Wardensville

F. F. Scagg, Wayne  
 L. L. Dyer, Webster Springs  
 B. F. Williams, Welch  
 W. A. Edwards, Weston  
 P. M. Ireland, West Union  
 A. S. Paull, Wheeling  
 T. H. Pollock, Wheeling  
 H. H. Williamson, Williamson  
 R. E. Thornburg, Huntington  
 F. H. Babb, Keyser  
 W. R. Burdette, Lewisburg  
 E. E. White, Madison  
 J. H. Zirkle, Martinsburg  
 H. E. Clark, Matoaka  
 W. H. Carter, Middlebourne  
 A. B. Haslacker, Moorefield  
 E. F. Moore, Moundsville  
 T. L. Feasell, Mt. Hope  
 J. K. McCoy, Mullins  
 J. A. Shrewsbury, Parkersburg  
 J. L. Knapp, Parkersburg  
 Levin Smith, Parkersburg  
 O. M. Smith, Petersburg  
 T. F. Kenny, Piedmont  
 H. E. McMorrow, Charleston  
 J. W. Smith, Jr., Clarksburg  
 S. I. Kersting, Clarksburg

L. W. Wright, Charleston

*WESTERN CASUALTY*

*MASONIC ACCIDENT*

**FARMERS MUTUAL FIRE COMPANIES**

*FARMERS HOME*

R. F. Fleshman, Peterstown  
 W. O. Woodson, Ballard  
 M. E. Pitzer, Creamery  
 T. W. Scott, Sinks Grove  
 L. A. Jones, Centenal

J. R. Pence, Union  
 T. M. Deeds, Jumping Branch  
 A. N. Shawver, Crawley  
 J. J. Lowry, Huntersville  
 N. S. Arbuckle, Lewisburg

*FARMERS AND MECHANICS MUTUAL*

*FARMERS MUTUAL FIRE*

J. M. Huffman, Montrose  
 C. B. Wilson, Frenchtown  
 D. S. Ruckman, Mill Point  
 J. W. Parks, Edon  
 H. H. Iman, Lahmansville  
 C. A. McClung, Mt. Lookout  
 C. C. Woodburn, Middlebourne  
 C. V. Hare, Morgantown  
 John Ruckman, Jr., St. Marys  
 F. P. Fox, Grace  
 F. M. Roush, Letart  
 E. F. Robinson, Elisabeth  
 E. P. Dye, Mineral Wells  
 S. L. Walls, Simon  
 H. C. Corbitt, Waverly  
 J. M. Bickel, Replete  
 Edward Swisher, Levels  
 Earl Morrison, Sutton

C. F. Linger, Alum Bridge  
 J. T. Power, Creekvale  
 J. D. Saville, Moorefield  
 W. D. Williamson, Hebron  
 J. E. Riffe, Orlando  
 D. S. Talbott, Vegan  
 R. C. Gregory, Gregory  
 Rev. L. N. Auvil, Montrose  
 P. L. Moore, Sherman  
 T. K. Jones, Fairmont  
 Levi Casto, Ft. Pleasant  
 D. B. McCauley, Belington  
 H. J. Donhier, Upper Track  
 J. W. Morris, Coleman  
 Jerry Light, Tallmansville  
 S. A. King, Ripley  
 John Maple, Burton  
 A. D. Lough, Fort Seybert

*FARMERS UNION ASSO.*

Jeremiah Thomas, Bruceton Mills  
 David Van Sickle, Hazelton  
 B. T. Gibson, Masontown  
 C. A. Craig, Kingwood

C. F. Dodge, Terra Alta  
 E. G. Albright, Cranesville  
 C. E. Markwood, Horseshoe Run

*GRANGE MUTUAL FIRE*

R. A. Darnall, French Creek, R. D.  
 J. D. Kennedy, Lost Creek  
 L. A. Payne, Philippi  
 G. H. Brown, Independence  
 G. M. Mayfield, Dellslow  
 A. B. Shroyer, Grafton

T. P. Dawson, Buokhannon  
 J. E. Hall, Walkersville  
 B. T. Stone, Newburg  
 W. A. Guseman, Reedsville  
 U. B. Brown, Morgantown

**HARRISON COUNTY FARMERS MUTUAL**

W. E. Gifford, Lost Creek  
 J. E. Curry, Lost Creek  
 J. E. Ritter, Bridgeport  
 Frank Reynolds, Clarksburg  
 A. O. Brooke, Lumberport  
 Ellis Lyon, Hepsibah  
 W. B. Flint, Salem  
 F. W. Sturm, Shinnston  
 D. O. Kimmell, Shinnston

C. W. Post, Lost Creek  
 A. D. Fitzhugh, Bridgeport  
 M. L. Law, Jane Lew  
 F. M. Rogers, Clarksburg  
 J. S. Pigott, Wilsonburg  
 O. E. Heldreth, Wallace  
 A. P. Greynolds, Orlando  
 W. B. Grimm, Shinnston  
 Lot Hall, Jr., Weston

**MUNICIPAL MUTUAL**

T. J. Mahan, Follansbee  
 Emmett Carmichael, Wellsburg  
 A. B. Shinn, Wheeling  
 W. S. Leach, Benwood  
 Dennis Williams, Moundsville  
 L. G. Wilson, Moundsville  
 N. J. Lantz, Fairmont  
 C. M. Cunningham, Clarksburg  
 V. M. Eaton, Parkersburg  
 B. J. McComas, Huntington

H. L. Mahan, Follansbee  
 J. A. Gis', Wellsburg  
 J. H. Hand, Elm Grove  
 J. A. Sigafoose, Moundsville  
 E. W. Lohr, Moundsville  
 H. W. Watson, Cameron  
 F. W. Sturm, Shinnston  
 James Barker, Parkersburg  
 J. W. Riley, Charleston

**MUTUAL FIRE OF WEST VIRGINIA**

Blaine Engle, Shinnston  
 J. B. Gissy, Weston  
 J. D. Peck, Summersville  
 W. S. Harness, Paden City  
 Dennis Williams, Moundsville  
 E. Wayne Henry, Morgantown  
 H. J. Poling, Philippi  
 Jas. O'Neal, Buckhannon  
 S. G. Pyle, Sistersville  
 J. V. Balch, Follansbee  
 M. W. Venable, Charleston  
 C. W. Gerrard, Shinnston  
 R. T. Keith, Spencer  
 D. L. Powell, Burnsville  
 Minor Hurst, Weston  
 E. B. Thrush, Moorefield  
 J. T. Parris, Clendenin  
 E. G. Rees, Cameron  
 J. B. Lavender, Hinton  
 A. L. McCoy, Sutton  
 G. L. Bambrick, New Cumberland  
 L. D. Ashby, Williamstown  
 S. S. Cox, West Union  
 G. W. Kern, Wheeling  
 J. B. Chapman, Servia  
 T. P. Meadows, Richwood  
 W. H. Hicks, Cottageville  
 W. L. Clay, Dry Creek

D. J. Davis, Salem  
 C. F. Schuppach, New Martinsville  
 Asa Crites, Tanner  
 J. A. Sigafoose, Moundsville  
 O. F. Payne, Charleston  
 C. C. Hildebrand, Morgantown  
 C. B. Granam, Charleston  
 E. B. Moore, Ceredo  
 L. J. Forman, Petersburg  
 F. G. Radabaugh, Belington  
 C. D. Minor, Fairmont  
 C. R. Fitzhugh, Bridgeport  
 J. D. Engle, Buckhannon  
 D. I. Whiting, Clarksburg  
 Sattis Simmons, Ripley  
 Wm. Sebell, Blaine  
 D. S. Lee, Hurricane  
 R. E. Wade, Parkersburg  
 L. A. Harper, Pt. Pleasant  
 C. F. Whiting, Clarksburg  
 H. G. Roes, South Charleston  
 A. N. Hogg, Wellsburg  
 M. J. Aitkens, Pennsboro  
 E. I. Singleton, Glenville  
 F. M. Rogers, Clarksburg  
 M. R. Lawson, Grafton  
 C. R. Williamson, St. Marys  
 O. W. Murphy, Clay

**MUTUAL PROTECTIVE ASSO.**

H. E. Arnold, Keyser  
 C. G. Davis, Yellow Springs  
 H. C. Harmon, Harmon  
 G. K. Kump, Romney  
 S. W. Rexroad, Streby  
 J. R. Riggleman, Rock Oak  
 J. B. Shaffer, Nestorville  
 A. R. Spaid, Hooks Mills  
 C. E. Wolford, Augusta  
 W. H. Untzing, Maysville  
 L. Thompson, Romney

J. M. Crouse, Fayetteville  
 S. F. Guthrie, Hazelton  
 J. R. Hawse, Lost River  
 O. A. Leatherman, Moorefield  
 C. E. Riley, Romney  
 B. W. Smith, Berlington  
 J. I. Spurgeon, Auburn  
 Jeremiah Thomas, Brueton Mills  
 D. A. Daugherty, Augusta  
 L. Teets, Egton

**PAN-HANDLE FARMERS**

A. R. Jacobs, Woodsdale Wheeling  
 W. H. Wayman, Wheeling  
 N. M. Parsons, Cameron  
 W. M. Riggs, Moundsville  
 A. H. Councilman, Short Creek

M. C. Hartley, West Liberty  
 W. F. Thiers, Triadelphia  
 M. Rutan, Moundsville  
 A. L. Carter, Wellsburg

**PATRON MUTUAL FIRE**

S. H. McNeal, Pt. Pleasant  
 G. E. Skinner, Pliny  
 J. R. Miller, Lesage  
 W. R. Woods, Hogsett

E. W. Kerns, South Side  
 J. E. Hunter, Ashton  
 G. M. Melton, Milton  
 A. G. Young, Winfield

**PEOPLES MUTUAL  
POMOMA MUTUAL**

J. E. Moore, Masontown  
M. H. Taylor, Masontown  
O. E. Lyons, Fort Marion, Pa.

G. A. Smith, Masontown  
J. M. Pixler, Morgantown

**SAFE**

Dennis Williams, Moundsville  
W. S. Osborn, Sand Run  
W. E. Lowther, Harrisville  
A. Posing, Mill Creek  
Jas. O'Neal, Buckhannon  
M. L. Raines, Teterton  
J. M. Withrow, Big Chimney  
John Perry, Marlinton  
W. S. Bush, Burnsville  
D. M. Williams, Lavalette  
O. C. Skinner, Orlando  
D. E. Douglas, Rusk  
F. A. Waggoner, Harrisville  
Lulu E. Winans, Davisville  
Boyd Wilson, Cairo  
E. E. Hunt, Belleville  
H. C. Watson, Reedsville  
C. R. Wilcox, Iuka  
S. G. Zinn, Harrisville  
W. F. Bradford, Deep Valley  
I. R. Grimm, New Haven  
W. H. Naish, Williamstown  
I. O. McGrath, Cairo

W. S. Harness, Paden City  
Wood Taylor, Cicerone  
H. A. Ridgeway, Parsons  
Chas. Bennett, Buckhannon  
F. A. Hall, Harrisville  
J. A. Nunn, Pennsboro  
J. W. Dawson, Wallace  
N. B. Bell, Newburg  
W. T. Connelly, Weston  
G. R. Wilson, Dain  
J. W. Gorrell, St. Marys  
F. Schaubewecker, St. Marys  
L. G. Wilson, Woodlawn  
W. E. Gibson, Webster  
B. F. Ice, Mannington  
B. F. McGinnis, Pennsboro  
J. A. Gist, Wellsburg  
Wayne Powers, Cleveland  
S. F. Earliwine, Loudensville  
G. W. Brown, Grafton  
G. W. Robinson, Wick  
Joseph Sparks, Sparks  
G. W. Morrison, West Milford

**WETZEL FARMERS MUTUAL**

C. F. Schupbach, New Martinsville

H. G. Richmond, Belton

# Solicitors

SOLICITORS LICENSED TO APRIL 1, 1922.

Agent	Solicitor	Address
F. M. SYDNOR	H. M. Smith	Renick
T. J. GARRITY	J. K. Marshall	Hillsboro
C. L. HEATER	Frank L. Drake	Parkersburg
WILLIAM FETTE	N. J. Amick	Gilmer
VILLIAM FETTE, JR.	Louis W. Ernest	Wheeling
W. R. HURST	Simon P. Parker	Wheeling
EVAN G. ROBERTS	John L. Core	Wheeling
A. A. TAYLOR	Henry Kercher	Wheeling
J. M. SWOPE	Walker G. Wiles	Williamson
A. F. PHILLIPS	Wylie M. Rogerson	Moundsville
E. B. BOWIE	Silas H. Woodruff	Moundsville
ALLEN D. BOWIE	Charles H. Dunaway	Wheeling
G. D. POOLE	J. B. Boyd	Welch
D. G. MORGAN, SR.	R. H. Woody	Welch
D. G. MORGAN, Jr.	M. Aronhalt	Gorman
FRED L. SUMMERS	I. F. Neville	Bayard
M. D. FREEMAN	Geo. C. Bischoff	Wheeling
IRA L. LAUGHLIN	John T. Carter	Wheeling
O. H. GALL	Jas. A. Sig'oose	Moundsville
CHAS. H. DAWSON	T. H. McColloch	Clinton
E. C. MEYER	A. R. Milby	Williamson
	E. H. Montgomery	Williamson
	John Friedel	Wheeling
	Robert Pekari	Wheeling
	Geo. H. Grodhaus	Elm Grove
	Virgil R. Butcher	Parkersburg
	B. S. Berry	Flatwoods
	Marshall O. Davis	Adamston
	Fred R. Cole	Fairmont
	Jack V. Abbott	Fairmont
	G. F. Row	Junior
	E. E. Allemeroy	Great Cacapon
	A. L. Helmick	Thomas

Agent	Solicitor	Address
JOE PARK	L. M. McDougal	Parkersburg
C. H. EBERTS	H. M. Stenger	Warwood
E. E. COOKE	T. P. Kindelberger	Warwood
W. F. ALEXANDER	D. H. Nichols	Harpers Ferry
V. M. EATON	Jos. H. Trout	Shepherdstown
WM. LOHMEYER	John P. Briscoe	Charles Town
D. W. PATTERSON	I. N. Langfitt	Parkersburg
J. C. SPURR	G. K. Smith	Parkersburg
LEROY G. MEDICK	William Hannabass	Oak Hill
F. H. MAYS	Henry Stephenson	East Bank
J. E. BASS	Miss Nora G. Evans	Montgomery
C. A. CROFT	Joseph R. Hisey	Winona
ARTHUR H. REYNOLDS	R. C. Teter	Charleston
C. R. MORGAN	J. O. Jackson	Clendenin
E. H. EASLEY	Lepold Riester	Wheeling
C. A. PEARSON	Herman A. Hundt	Wheeling
DONALD L. SWEARINGEN	B. M. Higginbotham	Rupert
JOHN CLAYPOOL	C. W. Bivens	Williamsburg
ARTHUR G. CLAYTON	O. B. Davis	Rainelle
C. M. BROSS	Leslie Ferrell	Clintonville
G. W. MICKLE	A. J. Bradley	Peytona
C. S. SCHLESINGER	J. R. Kemper	Parkersburg
M. J. SCHLESINGER	J. H. Randolph	Charleston
FLOYD P. SEXTON	J. J. Penn	Bluefield
A. W. WERNINGER	R. T. Hopkins	Princeton
R. P. DEVAN	J. A. Donohue	Bluefield
G. C. DICK	W. D. Easley	Bluefield
L. H. MARTIN	H. H. Hersch	Parkersburg
JOHN F. ELLIS	E. R. Mullins	Man
T. E. HARDMAN	Smith Blair	Jacksonburg
J. K. PARSONS	G. T. Williamson	Wallace
J. N. HENDRIX	W. G. Peck	Hinton
R. A. FOOSE	G. C. Withrow	Huntington
W. S. FOOSE	Robert J. Rice	Hinton
A. C. RENICK	Fred H. Hall	Wheeling
GEORGIA ST. CLAIR	Miss Lena H. McDaniel	Moundsville
M. A. LOWE	Charles Schad	Benwood
JOHN F. EMIG	William Schad	Benwood
C. A. STAATS	A. B. Forman	Adrian
LYLE B. HORNOR	Arthur Reese	Buckhannon
W. HALL JOHNSON	Louis W. Emrick	Huntington
L. H. JARRETT	J. C. Woodrum	Charleston
A. L. COMREY	Irvin Woodrum	Charleston
OLETA K. HOLTZ	J. Russell Maguire	Charleston
WM. H. COONTZ	Vance L. Hornor	Lumberport
WALTER A. EDWARDS	Harvey C. Fortney	Haywood
THOS. A. EDWARDS	Henry Hite	Huntington
MARGARET V. FARRELL	E. L. Fenton	Durbin
CHAS. W. BLAIR	E. Jeeth	Elkins
	F. M. Burgess	Man
	Garnette E. McCormick	Huntington
	Wylie Irwin	Wheeling
	Holly Paterson	Wheeling
	Geo. J. Eberts	Wheeling
	W. M. Mitsch	Wheeling
	Catherine Fitzsimmons	McMechen
	J. C. Tyre	Fax
	W. R. Smith	Springdale
	J. G. Ridinger	Mount Hope
	John Nuttall	Quinwood
	C. T. Snidow	Princeton
	A. F. Habig	Wheeling
	W. J. Daugherty	Wheeling
	J. F. Thompson	Huntington
	W. G. Meeks	Clarksburg
	H. B. Peppard	Clarksburg
	E. W. Floyd	Glenville
	G. D. Slack	Nitro
	R. F. Lipford	Handley
	Maggie P. Leete	Charleston
	J. Emmett Rogers	Charleston
	Kenneth Haught	Clarksburg
	Jess Wade	Clarksburg
	W. D. Yoet	Fairview
	Harvey E. Dillinger	Richwood
	U. I. Jenkins	Lost Creek
	L. L. Dyer	Webster Springs
	C. J. Bell	Summersville
	Mrs. Morris Jacobs	Wheeling
	Henry Jacobs	Wheeling
	W. J. Wolfe	Huntington
	S. H. Mallory	Huntington

Agent	Solicitor	Address
JNO. S. SHEPPARD	Harvey C. Taylor	Huntington
D. F. MOORE	P. W. Smith	Huntington
GRAEFE HALSTEAD	J. Friend Alley	Pine Grove
GEO. P. WHETSELL	D. E. Brown	Paden City
W. R. BURDETTE	Wesley B. Hughes	Mt. Nebo
T. P. DOUGHTY	T. C. Russell	Mill Creek
A. I. GARRETT	Clay B. Whetsell	Elkins
V. E. JOHNSON	H. F. Hunter	Lewisburg
S. B. THOMPSON	P. C. Hogsett	Lewisburg
GEO. ALLEN	W. J. McLaughlin	Lewisburg
LEVIN SMITH	W. E. Nelson	Ronoeverte
W. SCOTT WYSONG	Ralph Conway	Fairmont
JAMES W. SMITH, JR.	Mrs. Jennings Martin	Fairmont
EARL P. HORWITZ	Geo. S. Filler	Paw Paw
H. C. ALEXANDER	Doyle Helsley	Berkeley Springs
MRS. H. H. JONES	E. M. Sinnett	Spencer
E. N. TAYLOR	S. J. Dulaney	Pine Grove
CECIL WILLIAMS	D. B. Ice	Smithfield
S. E. YOUNG	James V. Langfitt	Parkersburg
B. FRANK HORNOR	W. A. Hopkins	Clarksburg
TRUMAN J. LYNCH	J. W. Young	Clarksburg
WM. I. LYNCH	Robert Shuttlesworth	Clarksburg
GEO. G. LYNCH	E. C. Graham	Clarksburg
C. A. BRADSHAW	William D'Andrea	Clarksburg
EDWIN MANN	J. B. Hefner	Clarksburg
S. I. KERSTING	Anthony McAndrew	Clarksburg
FRANK S. SMITH	W. C. Hefner	Burnsville
KARL B. SEXTON	H. C. Bartlett	Junior
G. S. WIESTLING	D. J. Blackwood	Milton
J. H. CAMPBELL	Chas. G. Rhodes	Huntington
B. J. THAXTON	D. C. Dowdy	Huntington
J. C. MANGUS	Dr. J. L. Cunningham	Pickens
EDWARD BUCHANAN	Ledru Tracey	Clarksburg
H. E. PETERS	Hase Morgan	Clarksburg
W. S. MOORE	Dr. T. E. Gore	Clarksburg
HUNTER GREEN	Angelo Grantano	Anmoore
I. M. HANNA	W. L. Wamsley	Clarksburg
F. P. SLACK	Edgar P. Jones	Clarksburg
CARL VINCENT	Roy S. Thompson	Bluefield
B. F. WOOD	Thomas Miller	Elkhorn
W. B. MARTIN	S. J. Brown	Bluefield
C. W. CORDIAL	J. J. Lane	Clarksburg
J. D. SLACK	G. T. Partridge	Parkersburg
S. P. WILLIAMS	S. K. Lemley	Cowen
C. B. WARREN	Robert C. Boggs	Rock Cave
A. W. JONES	Chas. O. Bradford	Charleston
C. M. ARMBUSTER	H. C. Deisher	Charleston
	L. H. Rogers	South Charleston
	M. F. Adkins	Chelyan
	A. E. Cavender	Charleston
	T. E. Good	Spring Hill
	F. M. Junkin	Kyle
	J. C. Mitchamore	Vivian
	O. C. Harry	Jenkinjones
	P. J. Bailey	Jenkinjones
	W. F. Dennen	Holden
	J. F. Newton	Elkhorn
	J. P. Carter	Borderland
	Harlan Stepp	Hatfield
	F. C. Johnson	Dott
	O. Beckner	Elkhorn
	D. W. Wheatley	Kimball
	W. E. Powell	Freeman
	O. A. Light	Lego
	W. H. O'Reilly	Springton
	B. E. Chatfield	Peach Creek
	G. F. Adkins	Landisburg
	J. C. Blackburn	Thurmond
	T. E. Hall	McComas
	W. M. Woodworth	Kilarney
	Wm. Hall	Wright
	E. J. Casey	Thurmond
	L. R. Wilson	Mt. Hope
	G. W. Matney	Mohawk
	W. K. Peters	Freeman
	C. W. Feil	Maybeury
	W. M. Hayes	Glen White
	J. H. Fields, Jr.	Maybeury
	R. F. Deyerle	Devils Fork
	R. C. Strickland	Mallory
	H. S. Parsons	Lundale
	F. R. Dyer	Eckman

Agent	Solicitor	Address
H. R. SEXTON	F. C. Hager	Powhatan
H. J. REID	J. Wilkins	Tamroy
D. K. MEADOWS	A. G. Burns	Garrison
J. PAUL STEWART	G. B. Fletcher	Affinity
J. M. DOBBINS	J. W. Ruhl	Landgraf
J. J. DOTSON	L. M. Ringham	Goodwill
W. H. WARREN	A. K. Parker	Northfork
A. A. WARREN	J. D. Day	Ashland
ALEX R. CAMPBELL	J. D. Peck	Summersville
W. R. CROMWELL	Wm. Merkes	Tioga
JOHN METZGER	T. Loyd Falor	Richwood
CHAS. W. EVANS	L. A. Thomas	Richwood
THOMAS E. I. O'DONNELL	Ben L. Beall	Burnsville
A. B. WHITE, JR.	E. R. Rogers	Cowen
M. L. COMSTOCK	R. E. Jackson	Jane Lew
J. E. GUTH	Pearle M. Peyton	Huntington
T. L. FEAZELL	William Gutman	Wheeling
G. R. GAY	Bruce Conrad	Mill Creek
R. E. CLABBY	Willis D. Barlow	Beverly
JAY REEFER	William Essaris	Wheeling
JAMES H. HALL	I. N. Lough	Fairmont
J. FRANK STOUT	Chas. L. Wise	Fairmont
SIMON FUHRMAN	W. E. Earl	Wheeling
E. E. SHAFFER	Mabelle W. Clinton	Parkersburg
JAS. E. DOYLE	G. C. Flint	Parkersburg
LEE W. SWIFT	Morris Ullom	Huntington
WM. S. LEACH	Georgia A. Johnston	Grafton
CLAUDE PEPPER	James L. Lilly	Grafton
W. E. GRIFFITH	C. H. Forst	Mount Hope
E. F. JACKSON	H. W. Dodrill	Mount Hope
C. C. BOSTON	L. M. Darnall	Lansing
H. F. RYMER	O. L. Stone	Thurmond
R. L. FETTY	Sven Olsson	Mullens
HARRY B. KINCAID	J. H. Miller	Thayer
B. B. JAMES	T. L. Falor	Richwood
H. E. McMORROW	V. T. Barrett	Huntington
S. P. CATRON	Ora Guy McIntyre	Morganville
R. E. SMITH	R. O. Newcomb	Charleston
C. H. ASHER	John E. Reid	Wheeling
RAY EVANS	O. T. Rhodes	Wheeling
H. E. TUCKER	Wm. J. Dungan	Follansbee
J. W. BLAKELY	Carl Schwertfeger	Follansbee
B. F. WILLIAMS	Chas. F. Winkler	Wheeling
JOHN E. CHIC	Wm. Folmar, Jr.	Elm Grove
J. G. FREDEKING	Charles Schad	Benwood
J. G. McGUIRE	Joseph F. Ward	Benwood
C. E. KNIGHT	A. S. Arnett	Salem
H. C. GORDON	D. A. Griffith	Charleston
A. E. KING	W. H. H. Gillispie	Charleston
H. L. ALEXANDER	C. B. Bohnert	Charleston
	R. D. Holt	South Charleston
	W. B. Crookshank	Charleston
	T. J. Richardson	Charleston
	A. H. Goad	Charleston
	J. F. Garrett	Clarksburg
	Mary A. Holliday	Clarksburg
	Hall F. Fossett	Clarksburg
	Arthur Lohmeyer	Charleston
	Owen G. Stutler	St. Albans
	Harry Bekenstein	Charleston
	Samuel P. Sampson	Huntington
	J. H. Field, Jr.	Maybeury
	R. W. Field	Maybeury
	A. D. Hatfield	English
	S. W. Turner	Cary
	B. H. Taylor	Welch
	Frazer A. Emerson	Martinsburg
	William Moore	Welch
	E. W. Cook	Laeger
	H. A. McNeer	Anawalt
	L. C. Fowlkes	Keystone
	Earnest V. Morton	Huntington
	S. Earl Cornwell	Huntington
	A. E. King	Rainelle
	C. T. Riffe	Hinton
	H. C. Kimberling	Logan
	P. L. Hunt	Rosemont
	J. C. Lang	Clarksburg
	George J. Weiler	Huntington
	Mrs. Margaret Champion	Huntington
	G. H. LaRue	Rainelle
	L. M. Munson	Great Cacapon
	Ella M. Largent	Paw Paw

Agent	Solicitor	Address
H. T. ALABAUGH	W. R. Smith	Berkeley Springs
GEO. W. PARK	W. B. Swain	Berkeley Springs
J. R. KELLER	J. O. Moore	Belleville
DENNIS D. HOLTZ	C. E. Mason	Ravenswood
RALPH WHITEHEAD	Ira Boso	Ravenswood
EDMUND C. WHITEHEAD	S. R. Hannah	Salem
J. A. SHREWSBURY	G. Wm. Sohenalin	Wheeling
J. W. BROWN	J. C. McCurdy	Wheeling
F. R. BELL	W. H. Elbin	Wheeling
J. T. CRANE	J. B. Brennan	Wheeling
MAME A. DAVIS	J. I. Norris	Willow
R. R. WOOD	R. E. Kirkwood	Bluefield
T. W. WOODWARD	I. E. Cooper	Oxley
J. S. GIBBS, JR.	George R. Woodyard	Landisburg
J. A. MORRISON	J. G. Sniako, Jr.	Kayford
W. E. CART	J. R. Hayes	Oak Hill
DEWITT GALLAHER	J. S. Lewis	Oak Hill
GEORGE E. SUTHERLAND	W. R. Fogelsong, Jr.	Lundale
H. H. KEIM	Joseph Scott	South Charleston
H. W. STUART	A. J. Peek	Charleston
C. E. PRUNTY.	S. J. Payne	Charleston
HARRY STEALEY	Geo. D. Reutsch	Wheeling
J. E. STEALEY	Ralph R. Ebeling	Wheeling
R. E. ASH	M. H. Adkins	Huntington
C. A. McDOWELL	J. T. Myers	Elkview
A. S. PAULL	A. H. Goad	Charleston
BEN H. ICE	Staunton Isaac	Charleston
N. M. LAWHEAD	J. B. Daniels	Charleston
R. WAYNE AGNEW	G. W. Mitchell	Madison
H. H. MARKS	G. C. Porter	Charleston
W. H. MORGAN	W. F. Groff	Mill Creek
N. R. COLES	J. W. Alger	Hambleton
W. R. JOHNSON	A. B. Sharp	Lumberport
B. E. CLAYPOOL	J. D. Rake	Richwood
A. J. KINCAID	S. P. Smith	West Union
ALBERT R. FIELD	W. C. Cooper	Webster Springs
G. L. SNODGRASS	Opal Taylor	Jane Lew
A. WILLIAM EMSHEIMER	A. L. Knight	Zeising
HARVEY W. SHELTON	A. McAndrews	Clarksburg
L. S. GANDY	W. D. Nutter	Lost Creek
HAMILTON MORRIS	I. D. Jenkins	Clarksburg
P. E. ARCHER	Charles Maxwell	Smithton
H. O. DUNFEE	D. L. Swiger	Clarksburg
H. R. DUDLEY	N. E. O'Dell	Quinwood
R. E. THORNBURG	J. J. Bryne	Wheeling
J. H. HUTCHINSON	George Becker	Wheeling
R. R. PAYNE	D. E. Straight	Glover Gap
C. T. HAWKINS	I. P. Maxwell	Parkersburg
J. J. MCKAY	D. A. Mercer	Pt. Pleasant
	Hunter J. Farnsworth	Clarksburg
	G. C. White	Clarksburg
	Lon G. Marks	Charleston
	L. A. Spurlock	Midkiff
	Edith G. Shutts	Parkersburg
	R. G. Dillard	Cheylon
	E. W. Miller	Gauley Bridge
	Otto Gunno	Gauley Bridge
	H. H. Andrews	Whitesville
	Miss Essie Bibbee	Cabin Creek
	W. O. Thompson	Oak Hill
	W. L. Burruss	Ansted
	H. C. Hech	Milton
	J. A. Field	Charleston
	J. B. Kibler	Parkersburg
	W. K. Steele	Moundsville
	J. E. Thompson	Huntington
	J. T. Ashworth	Braeholm
	G. T. Atkins	Landisburg
	W. B. Fray	Handley
	L. B. Chambers	Huntington
	F. S. Kanode	Huntington
	A. L. Kouns	Huntington
	E. S. Reecer	Huntington
	J. W. Thompson	Thomas
	B. F. Hiner	Franklin
	A. L. Beubring	Huntington
	C. J. Bailey	Huntington
	G. W. Waggener	Pt. Pleasant
	F. M. Ezline	Charleston
	J. R. Whittington	Charleston
	Isaac Dougherty	Charleston
	J. L. Haythorn	Sistersville

Agent	Solicitor	Address
<b>JAMES BARKER</b>	O. M. Adams	Parkersburg
<b>R. D. PAYNE</b>	W. R. Rhodes	Parkersburg
<b>CLYDE S. SCAGGS</b>	R. C. McClaugherty	Bluefield
<b>FISHER F. SCAGGS</b>	Geo. L. Robinett	Bluefield
<b>R. D. WATTS</b>	Carl Frasher	Ft. Gay
<b>C. B. MOUSER</b>	Lillian Ferguson	Wayne
<b>GEO. J. MATHISON</b>	James Perry	Kermit
<b>WM. JONES</b>	E. J. Wilcox	Kenova
<b>E. M. McGRAIL</b>	C. V. Feller	Beckley
<b>W. L. MENGERT</b>	E. T. Powell	Clarksburg
<b>E. M. BAILEY</b>	C. E. Noel	Wheeling
<b>H. S. ELLIS</b>	Sol May	Charleston
<b>J. ROY NADENBOUSCH</b>	Effie Newhouse	Huntington
<b>C. W. THORNBURG</b>	M. Rose	Huntington
<b>W. G. WOLFE</b>	T. G. Hogg	Huntington
<b>W. H. KEIM</b>	E. F. Chapman	Huntington
<b>C. W. NEUMANN</b>	Harry Foster	Huntington
<b>LORENA M. SWEARINGEN</b>	W. B. Harbour	Huntington
<b>ZELA M. DOBBINS</b>	D. W. Snyder, Jr.	Martinsburg
<b>ALFRED PAULL</b>	Frank M. Lloyd	Falling Waters
<b>G. AMOS BARRETT</b>	N. A. Oppenheim	Huntington
<b>F. S. McINTOSH</b>	Roy Grass	Huntington
<b>ALEX L. GARRED</b>	A. B. Wolfe	Mt. Clare
<b>G. E. DRUMMOND</b>	Clyde Street	Clarksburg
<b>G. C. SULLIVAN</b>	Solomon Clark	Bayard
<b>WILBERT S. MILLER</b>	John Bents	Wheeling
<b>MRS. E. M. ELLIS</b>	O. S. Dennison	Parkersburg
<b>A. GORDON MERRY</b>	Geo. R. Morton	Camden-on-Gauley
<b>CLYDE E. SMITH</b>	Wm. A. Hein	Wheeling
	A. G. Hubbard	Wheeling
	John F. Nydegger	Elkins
	J. M. Ross, Jr.	Huntington
	M. W. Sperry	Huntington
	Carl Frasher	Ft. Gay
	H. L. O'Brien	Huntington
	J. A. Brake	Buckhannon
	C. B. Chrisman	Burnsville
	D. H. Glick	Huntington
	Harry C. Miller	Wheeling
	Earl T. Vensel	Wheeling
	Mrs. Cordelia McHenry	Barboursville
	R. E. Edgington	Huntington
	M. D. Lewis	Huntington
	Geo. L. Wever	Martinsburg

## BROKERS

Brokers Licensed up to April 1, for Year Ending Feb. 28, 1923.


Name	Street	City
F. W. ARNOLD	13 South Erie St.,	Massillon, O.
A. L. CLEMONS	1212 First Nat'l. Bank Bldg.	Cincinnati, Ohio.
JAS. GORMA		Lynchburg, Va.
C. W. DAVIS	Citizens Bldg.,	Cleveland, O.
W. B. DAWSON	613 West Diamond St.	Pittsburg, Pa. N. S.
C. H. GENTER	Connell Bldg.,	Soranton, Pa.
J. B. LONGACRE	141 South 4th St.,	Philadelphia, Pa.
C. D. HILLES	120 William St.	New York
W. P. DOLLE	508 Dixie Terminal Bldg.,	Cincinnati, O.
H. C. FRY, JR.	307 Fourth Ave.,	Pittsburg, Pa.
J. A. FLECK	606 Columbia Bldg.,	Louisville, Ky.
J. J. McHENRY	608 Columbia Bldg.	Louisville, Ky.
F. C. NEILL	300 Walnut St.,	Philadelphia, Pa.
W. M. KENNEDY	205 B. & O. Bldg.,	Baltimore, Md.
F. C. CARR	80 Maiden Lane	New York City
M. L. FRAZIER	828 North 5th St.,	Steubenville, O.
K. H. BAIR	138 North Main	Greensburg, Pa.
JOHN BARNARD		Westernport, Md.
J. L. PANCOAST	404 Samson St.	Philadelphia, Pa.
F. S. DEEKENS	7 South Loberty	Cumberland, Md.
H. R. HASTINGS	110 William St.	New York City
H. R. KLAHR	First Nat'l. Bank Bldg.,	Oil City, Pa.
D. F. COLLINGWOOD	316 Fourth Ave.,	Pittsburg, Pa.
P. J. MOSENTHAL	1 Liberty St.,	New York City
A. P. KIRKLAND	76 William St.,	New York City
F. H. VAN COURT	811 Commercial Trust Bldg.,	Philadelphia, Pa.
C. A. ALLEY		Tasewell, Va.
H. J. DOOLEY	416 Walnut St.,	Philadelphia, Pa.
HUME MORSS	Cor Lake & Water St.,	Elmira, N. Y.




Name	Street	City
R. C. REAM	5 Nassau St.,	New York City
E. B. CREIGHTON	3926 Chestnut St.,	Philadelphia, Pa.
C. C. ROTHIER	1104 First Nat'l. Bank Bldg.,	Cincinnati, O.
G. A. BLUMENREITER	56 Cedar St.	New York City
WILLIAM GILMOUR	80 Maiden Lane	New York City
J. F. HUNTSMAN, JR.,	118 William St.,	New York City
R. A. IRVING	434 Walnut St.,	Philadelphia, Pa.
R. F. HOLSTEAD, JR.,	607 Farmers Bank Bldg.,	Pittsburg, Pa.
F. T. SCHMOGROW	121 East 3rd St.,	Cincinnati, O.
L. A. WILBOR	1231 Chestnut Ave.,	Cleveland, O.
W. W. PHILLIPS	Brooks Jackson Bldg.,	Scranton, Pa.
G. J. DEINER	175 West Blvd.,	Chicago, Ill.
F. K. GASTON	30 East 42nd St.,	New York City
N. D. HOWELLS	145 Fraley St.	Kane, Pa.
D. V. CROSSMIRE	145 Fraley St.,	Kane, Pa.
H. F. EGGERT	80 Maiden Lane	New York City
H. W. MARKS	80 Maiden Lane	New York City
F. A. MANNEN	80 Maiden Lane	New York City
EDGERTON PARSONS	80 Maiden Lane	New York City
W. S. McCURLEY	403 America Bldg.,	Baltimore, Md.
C. W. CHURCHMAN	425 Walnut St.,	Philadelphia, Pa.
PHILLIP LA TOURETTE	84 William St.,	New York City
I. F. DEMPSEY	Broad St.	New Bethlehem, Pa.
T. T. ANDREWS	Broad St.,	New Bethlehem, Pa.
H. R. MANCHESTER	840 Leader News Bldg.,	Cleveland, O.
H. S. THOMAS	75 Maiden Lane,	New York City
W. S. GIERASCH	10 Kilby St.,	Boston, Mass.
O. C. HURST	406 Commonwealth Bldg.,	Pittsburg, Pa.
W. W. ALEXANDER	26 South Calvert St.,	Baltimore, Md.
A. B. TISHER	114 Front St.,	Marietta, O.
P. W. FLICKER	807 Williamson Bldg.,	Cleveland, O.
J. G. AMOS		St. Clairsville, O.
WM. VAN NUIS, JR.	381 George St.,	New Brunswick, N. J.
J. S. HILBERT		East Liverpool, O.
W. J. PERRY	Masonic Bldg.,	Staunton, Va.
W. T. STEWARD	175 West Jackson Blvd.,	Chicago, Ill.
A. W. SCHELL	1414 First Nat'l. Bank Bldg.,	Cincinnati, O.
H. W. LOWE	49 Wall St.,	New York City
A. B. SCHWEIZER	306 South 2nd. St.,	Martins Ferry, O.
A. G. DUGAN	39 South LaSalle St.,	Chicago, Ill.
ANDREW GRAY	331 Walnut St.,	Philadelphia, Pa.
G. K. TINKER	61 Broadway,	New York City
J. D. PORTER	First Nat'l. Bank Bldg.,	Connellsville, Pa.
F. E. BRADENBAUGH	90 Vandergrift Bldg.,	Pittsburg, Pa.
E. E. POUTRE	323 Fourth Ave.,	Pittsburgh, Pa.
E. W. CROSBY	3 South William St.,	New York, N. Y.
G. E. MOHLER	Farmers Bank Bldg.,	Pittsburgh, Pa.
T. C. MOFFATT	31 Clinton St.,	Newark, N. J.
C. B. ALEXANDER	207 E. Redwood St.,	Baltimore, Md.
W. F. ALEXANDER	80 Maiden Lane	New York, N. Y.
W. C. CARTER	19 South St.,	Baltimore, Md.
H. E. McKELVEY	307 Fourth Ave.,	Pittsburgh, Pa.
E. E. HALL	80 Maiden Lane	New York, N. Y.
C. E. VARLEY	209 W. Jackson Blvd.,	Chicago, Ill.
T. G. TABB	208 Travelers Bldg.,	Richmond, Va.
T. F. HAWLEY, JR.,		Bridgeport, O.
RALPH DeF. BAYLEY	277 Broadway	New York, N. Y.
K. W. SCHUCHMAN	615 Union Bank Bldg.,	Pittsburgh, Pa.
A. B. GILBERT		Pineville, Ky.
J. B. NILCHOLSON	1248 Kirby Bldg.,	Cleveland, Ohio
WM. J. STEEN	1030 Indiana	Martins Ferry, O.
DAVID MILLER *	1 North Liberty St.,	Cumberland, Md.
E. J. FRECHTLING	44 High St.,	Hamilton, O.
R. S. BOWEN	474 S. Salina St.,	Syracuse, N. Y.
C. B. GEARE	Liberty Trust Bldg.,	Cumberland, Md.
V. L. P. SHRIVER	544 Oliver Bldg.,	Pittsburgh, Pa.
JOHN H. PETERSON		Steubenville, O.
E. H. SOWARDS		Pikeville, Ky.
C. O. PATE	100 William St.,	New York, N. Y.
H. H. CAMPBELL	417 Bessemer Bldg.,	Pittsburgh, Pa.
M. L. YOUNG	92 Liberty St.,	New York, N. Y.
N. S. RIVIERE	902 Chamber of Com. Bldg.,	Pittsburgh, Pa.


















UNIVERSITY OF MICHIGAN



3 9015 06848 5627

